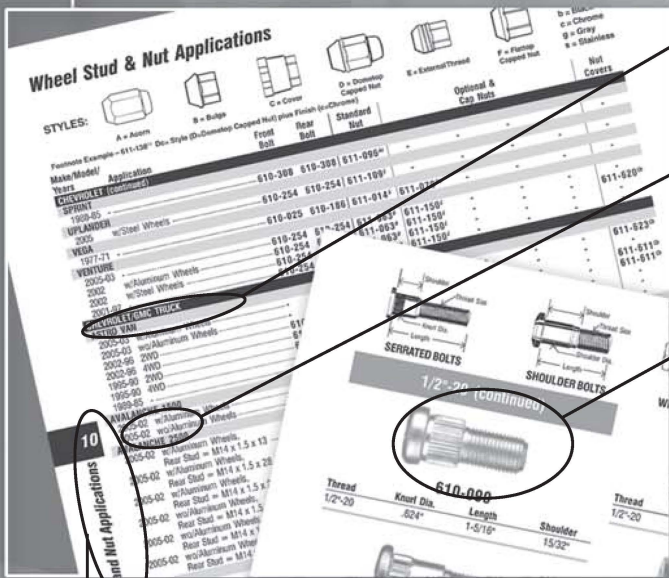




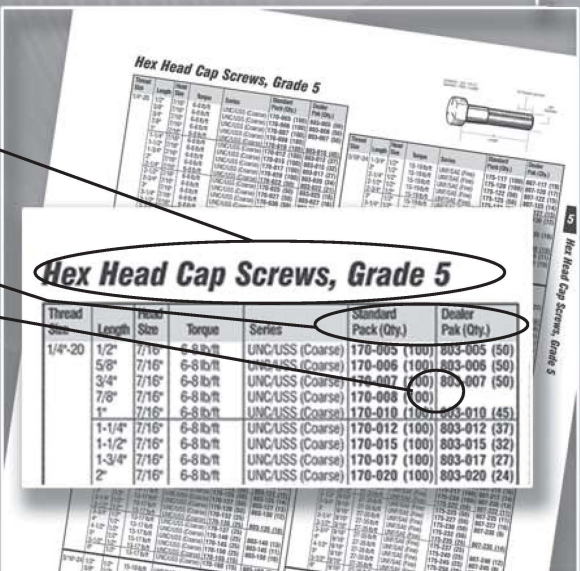
AUTOMOTIVE HARDWARE

Catalog Features



- Band clearly identifies car by make
- Application sections include up-to-date coverage through 2006
- Sections 3, 10 and 20 picture actual size parts for fast identification
- Applications listed for both Dorman and Tites! carded product

- Side tabs provide easy location of catalog section and product
- Product name clearly displayed
- All available packages/types listed
- Quantity identifies pieces per pack



NEW!
Look for this logo on NEW products!

Table of Contents

Alphabetical Index, Catalog Features	2-5
<i>Product Categories</i>	<i>Section/Pages</i>
Tech Trays and Value Packs	1 6-27
Extension and Compression Springs	2 28
Oil Drain Plugs & Gaskets, EZ Drain™ Oil Drain Valves, O-Rings, Control Cables, Throttle Linkage, Air Cleaner Components, and Pipe Plugs	3 29-81
Hair Pins, Clevis, Pins, Hitch Pin Clips, Brake Yokes and Cotter Pins	4 82-84
USS & SAE Cap Screws, Nuts, Bolts, Washers, Set Screws, Sheet Metal Screws and Machine Screws	5 85-107
Metric DIN & JIS Nuts, Bolts, Washers, Set Screws, Sheet Metal Screws and Machine Screws	6 108-114
Brass Fittings, Brake Line Fittings, Radiator Drain Cocks, Air Brake Fittings, and Vacuum Connectors	7 115-126
Brass & Steel Cup Type, Concave, Convex, Pilot Seal™, and Reverse Taper Expansion Plugs, and Pipe Plugs	8 126-130
Section 8-EP Expansion Plug Applications	8-EP
Wheel Studs & Nuts, Wheel Nut Covers, Chrome Wheel Hardware, Woodruff Keys, and Bumper Bolts	10 131-289
Axle/Spindle Nuts, Retainers, Washers, and Wheel Hub Dust Caps, and Roll Pins	11 290-346
Roll Pins and Straight Pins	12 347-348
Internal and External Retaining Rings, E-Clips and Connecting Rod Hardware	13 348-354
Section 14 Products (Electrical) are now available in Motormite Catalogs MM24010 and 2500020	14
Spring Center Bolts, U- Bolts, and Exhaust Hangers	15 354
Section 16 Products (Suspension Parts) are now available in Motormite Catalogs MM24010 and 2500020	16
Double Ended Studs, Cylinder Head Bolts, Starter Bolts, and Exhaust Flange Hardware	17 355-359
Pilot Bushings and Bearings	18 360-374
Valve Rocker Arm Pivots, Nuts and Studs	19 375-378
Interior & Exterior Body Fasteners, Rivets, Specialty Nuts, Bumper Bolts, and Body Alignment Shims	20 379-415
Stainless Steel Nuts, Bolts, Washers, Set Screws, Sheet Metal Screws and Machine Screws	21 416-419
<i>Carded Tites!</i> Includes the Tites! to Clamshell Interchange - convenient, reclosable clamshell packaging for selected Tites! products.	22 420-448
Numerical Index, Measurement Conversion Chart and Warranty Information	448-464

Alphabetical Index

Product	Page #	Product	Page #	Product	Page #
100 Packs of Wheel Nuts	139	Brake Line Adapters	123, 424	Cup Type Expansion Plugs	126-128, 426
3-Way Valve	119	Brake Line Specialty Adapters	123, 424	Cylinder Head Bolt Applications	358-359
45° Elbow Fitting	119-121, 423	Brake Line Tees	123, 424	Cylinder Head Washers - Stud/Taper Dowel	357
4-Way Valve	119	Brake Line Unions	123, 424	Dashboard Retainers	394-398, 420
90° Elbow Fitting	119-121, 425	Brake Yokes	84	Diesel Service Parts Tech Tray	7
Acorn Hex Nuts	103, 416, 428	Brass Hex Nuts	357-358	Dipstick, Universal Engine	434
Acorn Hex Nuts - Stainless Steel	416	Brass-Tite!®	423-426	Distributor O-Rings Tech Tray	22
Adaptors, Pipe Thread	117-118, 425	Bumper Bolt w/ Nuts	132, 421	Door Clips	349, 428
Air Brake Hose Ends - Hose Connector w/Spring Guard	120	Bumper Hardware	132, 421	Door Hinge Pins Tech Tray	11
Air Brake Hose Ends - Hose Nut	120	Buna Rubber O-Rings	75, 437-438	Door Lock Rod Clip Tech Tray	11
Air Brake Hose Ends - Hose Sleeve	120	Bushings, Pipe Thread	117-118, 425	Door Panel Retainers	394-398, 420
Air Brake/Nylon Tubing - 90 deg Male Elbow	423	Buyer's Guide, Axle/Spindle Nut & Retainer	290	Double Bow Retainers	83
Air Brake/Nylon Tubing - 90 deg Union Elbow	423	Buyer's Guide, Wheel Nut	138-139	Double Compression - Male Connector	117
Air Brake/Nylon Tubing - Inserts	423	Buyer's Guide, Wheel Nut Cover	140	Double Compression - Sleeve Nut	117
Air Brake/Nylon Tubing - Male Connectors	423	Buyer's Guide, Wheel Stud	135-138	Double Compression - Thread Sleeve Nut	117
Air Brake/Nylon Tubing - Nuts	120, 423	Bypass Caps	125	Double End Studs Class 10.9	357, 443
Air Brake/Nylon Tubing - Sleeves	423	Cabin Air Filter Hardware	388-389	Double End Studs Grade 5	355, 443
Air Brake/Nylon Tubing - Unions	423	Cabin Air Filter Hardware Tech Tray	7	Double End Studs Grade 8	355-356
Air Cleaner Component Applications	77-81	Cable Stops	76	Double-Ended Wheel Studs	181
Air Cleaner Components	77, 420	Cables, Control	76	Drain Cocks - 90° Bib	118, 420
Air Cleaner Hold-downs	77	Camshaft Seals Tech Tray	8	Drain Cocks - Air or Drain	118, 424
Air Filter Hardware	77, 420	Cap Bolts	87-92, 108-111, 429-430	Drain Cocks - w/Outlet	118, 420
Air Filter Tite!®	420	Cap Screw, Hex Head	87-92, 429	Drain Cocks, Radiator	118, 420
Alemite	124, 428	Cap Screw, Hex Head - DIN CI 10.9	110, 429	Drain Plug - 90° Bib	118, 420
Alignment Shims, Body	384-386	Cap Screw, Hex Head - DIN CI 8.8	108-109, 429-430	Drain Plug Gaskets	42-48, 435
Alternator Bolts	359	Cap Screw, Hex Head - Gr. 8 Steel	89-92, 429	Drain Plugs	32-39, 118, 435-436
Aluminum Rivets Value Pack	26	Cap Screw, Hex Head - JIS CI 10.9	110-111	Drain Plugs, Oil	32-39, 435-436
Applications, Axle/Spindle Hardware,		Cap Screw, Hex Head - JIS CI 8.8	110	Drive Flange Wedges	140
4WD Trucks	338-340	Cap Screws	87-92, 108-111, 416, 429-430, 442	Dust Boots	343
Cars & 2WD Trucks	318-337	Caps, Bypass	125	E-Clips	349, 428
Floating Rear Axle	340-342	Caps, Rubber Vacuum	125, 443	E-Clips and Snap Rings Value Pack	25
Applications, Chrome Wheel Hardware	283-289	Caps, Vacuum	125, 443	Elevator Bolts	93
Applications, Clutch Pilot Bushing and Bearing	360-374	Carburetor and Throttle Rod Clip	76	Emission Control and Fuel Lines	125
Applications, Connecting Rod Nut and Bolt	350-354	Carriage Bolts	100-101, 416	Exhaust Flange Hardware	357
Applications, Cylinder Head Bolt	358-359	Carriage Bolts - Grade 2 w/Nuts	100-101	Exhaust Hardware Tech Tray	10
Applications, Oil Drain Plug and Gasket	49-75	Carriage Bolts - Stainless Steel	416	Expand-Tite!®	426-427
Applications, Wheel Hardware	197-281	Castle Nuts	291-412, 439	Expansion Plugs, Concave	129
Applications, Wheel Hub Dust Cap	343-346	Chrome Mag Wheel Washers	282	Expansion Plugs, Cup Type	126-127, 426
Applications, Woodruff Key	133-135	Chrome Wheel Hardware Applications	283-289	Expansion Plugs, Pilot Seal™	129
Axle/Spindle Hardware Applications -		Chrome Wheel Locks	282	Expansion Plugs, Quick-Seal® Copper	129, 427
4WD Trucks	338-340	Chrome Wheel Nuts	282-283	Expansion Plugs, Quick-Seal® Rubber	129, 427
Cars & 2WD Trucks	318-337	Clamps Value Pack	25	Expansion Plugs, Reverse Taper Cup	129, 427
Floating Rear Axle	340-342	Class 8/8.8 Metric Hardware Value Pack	24	Extension Springs	28, 437
Axle/Spindle Nut	291-412, 439	Clevis Pins	83, 418	Exterior Body Fasteners	389-393, 421
Axle/Spindle Nut & Retainer Buyer's Guide	290	Clevis Pins - Stainless Steel	418	External Hitch Pin Clip	83
Axle/Spindle Nut Kit	439, 440	Clevis Pins - Steel	83	External Splined Washers	106, 433
Axle/Spindle Retaining Washers	306-308	Clips, Hitch Pin	83, 431	External Tooth Lock Washers	106, 433
Axle/Spindle Washer	309-423, 440	Clips, Trim Panel - Exterior	389-393, 421	EZ Drain Oil Drain Plugs	29, 39
Axle/Spindle Washer Buyer's Guide	308	Clips, Trim Panel - Interior	394-398, 420	Female Pipe to Compression Fittings	116, 420
Ball Joints and Linkage, Throttle	76	Clutch Pilot Bushing and Bearing Applications	360-375	Fender Washers, Stainless Steel	106, 417, 441
Battery Hardware	107	Clutch Pilot Bushings and Bearings	360	Fender Washers, Steel	106, 428
Battery Hold-downs	107	Compression - Nuts	116, 424	Ferrules	116, 424
Blind Rivet Guns	409, 438	Compression - Sleeves	116, 424	Fiber Washers	107
Blind Rivets	408-409, 438-439	Compression - Unions	116, 424	Finishing Washers - Stainless Steel	417, 442
Body Alignment Shims	384-386	Compression - Union Tees	116, 424	Finishing Washers - Steel	106
Body Bolts	387-388, 420	Compression Fittings	116, 424	Fittings	120, 423
Body Fasteners - Exterior Parts	389-393, 421	Compression Springs	28, 440	Fittings, Compression	116, 424
Body Fasteners - Interior Parts	394-398, 420	Concave Expansion Plugs	129	Flange Hex Nuts	113
Body Washers	106, 417, 428, 442	Connecting Rod Bolts	350	Flange Nuts	103, 428
Body Washers Steel	106, 428	Connecting Rod Nut and Bolt Applications	350-354	Flat Washer - Class 10	114
Body Washers, Stainless Steel	106, 417, 441	Connecting Rod Nuts	350	Flat Washer - Class 8	114
Body-Tite!®	420-423	Connector, Fuel Hose/Inverted Male Swivel	122-123, 425	Flat Washer - Grade 2	105
Bolt Retainers	388, 421	Connector, Fuel Hose/SAE Male	122-123, 425	Flat Washer - Grade 5	105
Bolt, Bumper	132, 421	Connectors, Fuel Hose/Barbed Hose Tee	122-123, 425	Flat Washer - Grade 8	105
Bolt, Bumper w/Nuts	132, 421	Connectors, Inverted Flare/Female	120-121, 425	Flat Washer - Wrought Grade 2	105
Bolt, SAE	87-89, 429	Connectors, Inverted Flare/Male	120-121, 425	Flat Washers	105, 417, 442
Bolt, Spring Center	354	Control Cables	76	Flat Washers - Stainless Steel	417, 442
Bolt, USS	87-89, 429	Control Knobs Tech Tray	12	Flywheel and Flexplate Bolt Kits	360
Bolts	87-89, 132, 416, 421, 429	Coolant O-Rings Tech Tray	23	Flywheel and Flexplate Bolts	359
Bolts, Body	387-388, 420	Copper Tubing	126	Foldover Nuts	403-406, 422
Bolts, Cap	108-110, 89-92, 429-430	Copper Washers	42, 44	Ford Body Retainers Tech Tray	16
Bolts, Connecting Rod	350	Core Plugs, Concave	129	Formica® Washers	107
Bolts, Flywheel and Flexplate	359	Cotter Pins	84, 427, 436	Free Spinning Washered Hex Nuts	112
Bolts, Head	357	Cotter Pins - Stainless Steel	418, 440-441	Freeze Plugs	129
Bolts, Head w/Accessory Studs	358	Cotter Pins - Steel	84, 427, 440-441	Fuel Hose Fittings -	
Bolts, Pan	75, 436	Cotter Pins Tech Tray	6	90° Male Elbow - Pipe Thread	122, 424
Bolts, Torque Converter	360	Cotter Pins Value Pack	25	90° Swivel Male Elbow - Inverted Flare	122, 424
Bolts, Wheel	172-175	Coupling, Pipe Thread	117-118, 425	Female Connector - Inverted Flare	122, 424
Brake Cable Clamps	76	Cup Plugs	126-128	Female Connector - SAE 45° Thread	122, 424

Alphabetical Index (continued)

Product	Page #	Product	Page #	Product	Page #
Fuel Hose Fittings - Male Connector - Inverted Flare Thread	122, 425	Inverted Flare/Steel Plugs	120-121, 425-426	Nylon Ring Insert Lock Nuts - SS	417, 441
Fuel Hose/Barb Hose Tee Conn	122-123, 425	J-Nuts	403-406, 422	Nylon Ring Insert Hex Lock Nuts	102, 430
Fuel Hose/Barbed Hose Tee Conn	122-123, 425	Keep-Title®	427-433	Oil Change Reminder Sticker	434
Fuel Hose/Inverted Male Swivel Conn	122-123, 425	Keys Nut	112	Oil Drain Plug and Gasket Applications	49-75
Fuel Hose/Reducer Bushing	122-123, 425	Keys, Woodruff	133, 433	Oil Drain Plug Gasket Tech Tray	14, 30
Fuel Hose/SAE Male Connector	122-123, 425	Kits, Threaded U-Bolt	354	Oil Drain Plugs	32-39, 435-436
Galvanized Steel Angle	355	License Plate Bolts and Nuts	97-98, 434	Oil Drain Plugs with Gaskets Tech Tray	13
Galvanized Steel Flat	355	License Plate Fastener	97-98, 434	Oil-Tite!®	434-436
Gaskets	42-49, 435	License Plate Fastener Applications	98-100	O-Ring	75, 437-438
Gaskets, Drain Plug	42-49, 435	License Plate Hardware Tech Tray	12	O-Rings - Metric	437
Gaskets, Oil Drain Plugs	42-49, 435	License-Tite!®	434	O-Rings - Standard	75, 437-438
GM Brake Codes	196-197	Lock Nuts	102, 112, 430	O-Tite!™	437-438
GM/Chrysler Body Retainers Tech Tray	16	Lock Nuts - Prevaling Torque	112, 431	Over Length Studs	140
Grade 2 - Wrought Flat Washer	105	Lock Nuts, Stainless Steel	417, 441	Pan Bolts	75, 436
Grade 8 Hex Flange Nuts	113	Lock Rings, Internal	350	Panel Retainers - Exterior	389-393, 421
Grade 8 Steel Split Lock Washers	105, 433	Lock Washer	113, 433	Panel Retainers - Interior	394-398, 420
Grease Fittings	124, 428	Machine Screw Hex Nuts	104, 113, 430	PCV Elbows and Grommets	125
Grill Nuts	418	Machine Screw Nuts	104, 113, 430	Pilot Seal™ Expansion Plugs	129
Hair Pin Cotter	83, 431	Machine Screws - Stainless Steel	111, 419, 438	Pins, Clevis	83
Hair Pins	83	Machine Screws - Steel	94, 432	Pins, Hair	83
Hard Vacuum Connectors	124	Mag Wheel Washers	282	Pins, Roll	348, 432
Head Bolts	357	Maintenance Hardware Value Pack	27	Pins, Spring	348, 432
Head Bolts w/Accessory Studs	359	Male Pipe to Compression Fittings	116, 420	Pins, Straight	347
Headlamp Adjuster, Sealed Beam	407-408	Metric Body Bolts And Nuts Tech Tray	17	Pipe Plugs	40-42, 427, 436
Headlamp Adjusting Screws	411-412, 421	Metric Class 8 DIN Hardware Value Pack	24	Pipe Thread - 45° Street Elbow	117-118, 425
Heater Hose Connectors Tech Tray	10	Metric Class 8 JIS Hardware Value Pack	24	Pipe Thread - 90° Street Elbow	117-118, 425
Heavy Duty Truck Interchange	140	Metric O-Rings	437	Pipe Thread - Adaptors	117-118, 425
Hex Flange Nuts - Class 8	113	Metric O-Rings Value Pack	26	Pipe Thread - Bushings	117-118, 425
Hex Flange Nuts - Grade 2 & 5	103, 428	Metric Prevaling Torque Hex Lock Nut	112, 427	Pipe Thread - Coupling	117-118, 425
Hex Flange Nuts - Grade 8	103	Molding Retainers	399-402, 421	Pipe Thread - Female 90 deg Elbow	117-118, 425
Hex Head Cap Screw - DIN Class 10.9	110, 429	Multi-Purpose Tubing	126, 443	Pipe Thread - Female Tee	117-118, 425
Hex Head Cap Screw - DIN Class 8.8	108-109, 429-430	Nut, Axle/Spindle	291-412, 439	Pipe Thread - Nipples, 1 1/2 Long	117-118, 425
Hex Head Cap Screw - Grade 5 Steel	87-89, 429	Nut, Castle	291-412, 439	Pipe Thread - Nipples, 2 1/2 Long	117-118, 425
Hex Head Cap Screw - Grade 8 Steel	89-92, 429	Nut, Compression	116, 424	Pipe Thread - Nipples, 2 Long	117-118, 425
Hex Head Cap Screw - JIS Class 10.9	110-111	Nut, Free Spinning Washered	112	Pipe Thread - Nipples, Close	117-118, 425
Hex Head Cap Screw - JIS Class 8.8	110	Nut, Lug	177-190	Pipe Thread - Nipples, Hex	117-118, 425
Hex Head Cap Screw - Stainless Steel	416, 442	Nut, Prevaling Torque Hex Lock	112, 427	Pipe Thread - Pipe Plug, Hex Head	117-118, 425
Hex Jam Nuts	104	Nut, Spindle	291-412, 439	Pipe Thread - Pipe Plug, Square Head	117-118, 425
Hex Lag Screws	101	Nut, Wheel	177-190	Pipe Thread - Reducing Coupling	117-118, 425
Hex Nuts - Free Spinning Washer, Class 8	112	Nuts, Acorn	103, 416, 428	Pipe Thread - Street Elbow Tee	117-118, 425
Hex Nuts - Grade 5	102, 430	Nuts, Acorn Hex	103, 416, 428	Pipe to Compression - 90° Male Elbow	116, 426
Hex Nuts - Grade 8	102	Nuts, Acorn Hex Stainless Steel	416, 428	Pipe to Compression - Female Connector	116, 426
Hex Nuts - Metric Class 8	111, 430-431	Nuts, Air Brake/Nylon Tubing	120, 423	Pipe to Compression - Male Branch Tee	116, 426
Hex Nuts - Stainless Steel	417, 442	Nuts, Brass Hex	357-358	Pipe to Compression - Male Connector	116, 426
Hex Nuts - Tooth Washered	103	Nuts, Cap	103, 412, 428	Plastic Connectors	124
Hex Nuts Class 10	112	Nuts, Connecting Rod	350	Plastic Nut Covers	194-196
Hex Nuts Class 10 Prevaling Torque Flange	112	Nuts, Free Spinning Washer	112	Plow Bolts	93
Hex Nuts, Acorn	103, 428	Nuts, Hex	102, 111-112, 430-431	Plug Buttons, Chrome	407, 422
Hex Nuts, Acorn, Stainless Steel	412	Nuts, Hex Flange	103, 113, 428	Plug Buttons, Plastic	407-408, 422
Hex Nuts, Brass	358-359	Nuts, Hex Pal	402	Plugs, Core	129
Hex Nuts, Flange	103, 113, 428	Nuts, Inverted Flare/Brass Tube	120-121, 421	Plugs, Cup	129
Hex Nuts, Flange - Class 8	113	Nuts, Jam	104	Plugs, Expansion	126-129, 426
Hex Nuts, Flange - Grade 2	103, 428	Nuts, Lug	139	Plugs, Freeze	129
Hex Nuts, Stud (Brass and Steel)	113, 337, 357-358, 443	Nuts, Machine Screw	104, 113, 430	Plugs, Inverted Flare/Steel	120-121, 421
Hex Nuts, Threaded Rod Coupler	104, 355	Nuts, Nylon	402-403, 422	Plugs, Pipe	40-42, 427, 436
Hex Pal Nuts	402	Nuts, Nylon Ring Insert Hex Lock	102, 112, 430	Pressure Plate Bolt Kits	360
Hex Stud Nuts	104	Nuts, Prevaling Torque Hex Lock	112, 431	Presto Pins	83, 431
Hex Washer Head Thread Cutting Screws	100	Nuts, Prevaling Torque Lock	112, 427, 431	Prevaling Torque Hex Nuts	112
Hitch Pin Clips	83, 431	Nuts, Push	403-406, 422	Prevaling Torque Nuts	112, 431
Hold-downs, Air Cleaner	77	Nuts, Speed	403-406, 422	Push In / Screw In Retainers Tech Tray	18
Home Assortment Value Pack	25	Nuts, Speed, Flat	403	Push Nuts	403-406, 422
Hood Insulation Retainers	389-393, 421	Nuts, Speed, J Style	404	Push On Hose Fittings	121, 426
Hose Nut, Air Brake Hose Ends	120	Nuts, Speed, U Style	404	Push-In Nylon Christmas Tree Fasteners Tech Tray	15
Hose Sleeve, Air Brake Hose Ends	120	Nuts, Speed, U Threaded Style	404-405	QD Connectors Tech Tray	19
Import Body Retainers Tech Tray	17	Nuts, Speed, Wide Panel Style	405-406	QD Cooling / Transmission Connectors & Clips Tech Tray	18
Insert, Air Brake/Nylon Tubing	120, 423	Nuts, Spring	403-406, 422	QD Fuel Line & Sending Unit Repair Tech Tray	22
Interior Body Fasteners	394-398, 422	Nuts, Thread Cutting	406, 423	QD Fuel Line Connectors Tech Tray	21
Internal Hair Pins	83, 430	Nuts, Tinnerman	403-406, 422	QD Fuel Line Repair Kit	23
Internal Lock Rings	350	Nuts, Tubular	406, 423	QD Master Tech Tray	21
Internal Splined Washers	106, 433	Nuts, Washered	406, 423	QD Oil Line Connectors Tech Tray	20
Internal Tooth Lock Washers	106, 433	Nuts, Well	407	QD Retaining Clips Tech Tray	19
Inverted Flare/45° Male Elbows	120-121, 425-426	Nuts, Wheel, 100 Packs	139	QD Transmission Line Connectors Tech Tray	20
Inverted Flare/90° Male Elbows	120-121, 425-426	Nuts, Wing	103, 433	Quick Seal® Copper Expansion Plugs	129, 427
Inverted Flare/Brass Tube Nuts	120-121, 425-426	Nuts, Wing Stainless Steel	417	Quick Seal® Rubber Expansion Plugs	129, 427
Inverted Flare/Double End Tube Unions	120-121, 425-426	Nylon Grill Nuts	418	Radiator Drain Cocks	118, 420
Inverted Flare/Female Connectors	120-121, 425-426	Nylon Insert Lock Nuts	102, 430	Retainers, Bolt	388, 421
Inverted Flare/Lg Steel Tube Nuts	120-121, 425-426	Nylon Nuts	402-403, 422	Retainers, Molding	399-402, 421
Inverted Flare/Male Connectors	120-121, 425-426	Nylon Ring Insert Hex Lock Nuts	102, 430	Retainers, Trim Panel - Exterior	389-393, 421
		Nylon Ring Insert Hex Lock Nuts Class 8	112, 430	Retainers, Trim Panel - Interior	394-398, 420

Alphabetical Index (continued)

Product	Page #	Product	Page #	Product	Page #
Retaining Rings	349, 431	Spined Lock Washers	106, 433	Unions	116, 424
Retro-fit Nuts	141	Spined Washers	103	Unions, Brake Line	123, 424
Reverse Taper Cup Type Expansion Plugs	129, 427	Split Lock Washers - Gr 5 Steel	104, 433	Universal Pull Springs	29, 437
Rings, Retaining	349, 431	Split Lock Washers - Stainless Steel	417, 434	U-Nuts	403-406, 422
Rings, Snap	349, 431	Split Lock Washers, Class 10	113	USS Bolts	87-89, 429
Rivet Assortment Value Pack	26	Split Lock Washers, Class 8	113, 433	USS Grade 5 Standard Hardware Value Pack	24
Rivet Guns	409, 438	Split Lock Washers, Grade 8 Steel	105, 433	Vacu-Title!	443-444
Rivet Nuts	438	Spring Center Bolt	354	Vacuum Caps	125, 443
Rivet Washers	438	Spring -Title!™	440-441	Vacuum Caps Value Pack	25
Rivets	408-411, 438-439	Springs, Compression	28, 436, 440	Vacuum Connectors Value Pack	25
Rivets, Push-In	409-410, 422-439	Springs, Extension	28, 437	Vacuum Connectors, Hard	124, 444
Rivets, Screw-In	410-411, 439	Springs, Pull	28, 437	Vacuum Connectors, Soft	125, 445
Rivet-Title!™	438-439	Springs, Torsion	437, 441	Vacuum Tees and Connectors Tech Tray	13
Rocker Arm Components	375	Springs, Universal Pull	28, 437	Value Packs	24-27
Roll Pins	348, 432	Square Nuts, Grade 2	103	Valve Rocker Arm Components	375
Round Head Stove Bolts w/Nuts	93, 432	Stainless Self Drilling/Self Tapping Screws	418	Vinyl Vacuum Caps	125, 443
Rubber Vacuum Caps	125, 443	Stainless Steel Body Washers	106, 417	Washer, Finishing	106
SAE 45° Flare - Brass Nuts, Long	119-120, 426	Stainless Steel Body Washers	106, 417, 441	Washer, Flat - Grade 2	105
SAE 45° Flare - Brass Nuts, Short	119-120, 426	Stainless Steel Carriage Bolts	416	Washer, Flat - Grade 8	105
SAE 45° Flare, 90 deg Male Elbow	119-120, 426	Stainless Steel Cotter Pins	418, 441	Washer, Spindle	310, 440
SAE 45° Flare, Female Connectors	119-120, 426	Stainless Steel Fender Washers	106, 417	Washer, Split Lock	113, 433
SAE 45° Flare, Male Connector	119-120, 426	Stainless Steel Flat Washers	417, 442	Washed "K" Nuts	112
SAE 45° Flare, Male Union	119-120, 426	Stainless Steel Hardware Value Pack	27	Washed Nuts	406-513, 423
SAE Bolts	87-89, 429	Stainless Steel Hex Nuts	417, 442	Washers	105, 417, 442
Screw, Socket Head Cap	92-93, 111	Stainless Steel Lock Washers	417, 434	Washers Value Pack	25
Screws, Hex Head Cap	87-92, 108-110, 429-430	Stainless Steel Sheet Metal Screws Value Pack	27	Washers, Body	106, 417, 428
Screws, Hex Lag	101	Stainless Steel Split Lock Washers	417, 434	Washers, Body	106, 417, 441
Screws, Machine	94, 432	Stainless-Title!™	441-442	Washers, Body Steel	106, 428
Screws, Machine, Stainless Steel	94, 111, 419, 432, 438	Standard O-Rings Value Pack	26, 27	Washers, Copper	42, 44
Screws, Self Tapping	101-102, 413-414, 422-432	Star Drive Screws	414-521, 422	Washers, Fender Stainless Steel	106, 417, 441
Screws, Self Tapping, Stainless	418	Starter Mounting Bolts	359	Washers, Fender Steel	106, 428
Screws, Sheet Metal	96, 432	Starter Shims	359	Washers, Fiber	107
Screws, Socket Head	92-93, 111	Steel Angles	355	Washers, Flat, Stainless Steel	417, 442
Screws, Trailer Floor	96	Steel Cotter Pins	84, 427, 436	Washers, Flat	105
Screws, Trim	415, 423	Steel Fender Washers	106, 428	Washers, Formica®	107
Screws, Wheel Well Molding	415, 423	Steel Flats	355	Washers, Mag Wheel	282
Screws, Wood Stainless Steel	442	Sticker, Oil Change Reminder	434	Washers, Spacing	106
Sealed Beam Adjuster	411-412	Stove Bolts	93, 432	Washers, Split Lock	104, 113, 417, 433-434
Self Drilling/Self Tapping Screws	101-102, 413-414, 422-432	Stove Bolts with Nuts Value Pack	25	Washers, Wave Lock	113
Sheet Metal Screws, Hex Head	96, 432	Straight Keys/Keystock	132	Wave Lock Washers	113
Sheet Metal Screws, Phillips Flat Head	96	Straight Pins	347	Well Nuts	407
Sheet Metal Screws, Phillips Oval Head	96, 432	Stud, Wheel	142-171	Welsh Plug	129
Sheet Metal Screws, Phillips Pan Head	95-96, 432, 434	Studs, Double End	357, 443	Wheel Bolts	172-175
Sheet Metal Screws, Slotted Flat Head	95	Stud-Title!	443	Wheel Hardware Applications	197-281
Sheet Metal Screws, Slotted Oval Head	95	Tech Trays	6-23	Wheel Hub Dust Cap Applications	343-346
Sheet Metal Screws, Slotted Pan Head	94-95, 433	Thread Checkers, Standard & Metric	86, 114	Wheel Locks, Chrome	282
Shims	384-386	Thread Cutting Nuts	406, 423	Wheel Nut	177-190
Shop Hardware Tech Tray	15	Threaded Rod Coupler Hex Nuts	104, 355	Wheel Nut Buyer's Guide	138-139
Shut-Off Cock - 3 Way	119	Threaded Rods	355	Wheel Nut Cover Buyer's Guide	140
Shut-Off Cock - 4 Way	119	Threaded U-Bolt Kits	354	Wheel Nut Covers	194-196
Shut-Off Cock - Needle Double Compression	119	Throttle Ball Joints and Linkage	76	Wheel Nut Covers Tech Tray	14
Shut-Off Cock - SAE Straightway	119	Throttle Repair Kit	76	Wheel Nut Torque Specifications	190-193
Single Box Retainers	83, 431	Tie Rod Boots	355	Wheel Nuts, Chrome	282-283
Snap Lock Clips	83, 431	Tinnerman Nuts	403-406, 422	Wheel Stud Buyer's Guide	135-138
Socket Head Cap Screw - Class 12.9	111	Toggle Wing Nuts	103	Wheel Studs	142-171
Socket Head Cap Screw - Grade 8 Steel	92-93	Tooth Lock Washers	106, 433	Wheel Studs, Double-Ended	176
Socket Head Set Screws - Class 12.9	111	Tooth Washered Hex Nuts	103	Wheel Washers, Chrome Mag	282
Socket Set Screws, Grade 8	92	Torque Converter Bolts	360	Wheel Well Molding Screws	415, 423
Soft Vacuum Connectors	125	Torsion Springs	441	Window Guides Tech Tray	8
Spacing Washers	106	Trailer Floor Screws	96	Wing Nuts	103, 433
Spark Plug Wire Retainers Tech Tray	9	Trim Panel Clips - Exterior	389-393, 421	Wing Nuts - Stainless Steel	417
Specialty Rivets	409-411, 435	Trim Panel Clips - Interior	394-398, 420	Wiper Linkage Bushing Tech Tray	9
Speed Nuts	403-406, 422	Trim Screws	415, 423	Wood Screws Stainless Steel	442
Spindle Nut Kit	436, 440	Tube Nuts, Inverted Flare/Lg Steel	120-121, 421	Woodruff Key Applications	133-135
Spindle Washer	310, 440	Tubing, Copper	126	Woodruff Keys	133, 433
Spindle/Axle Nut Kits	436, 440	Tubing, Multi-Purpose	126, 443	X-Mas Tree Retainers	389-393, 421
Spindle/Axle Washers	308-423, 440	Tubular Nuts	406, 423	Yoke Pins	84, 431
Spindle-Title!™	439-440	Under Length Studs	140	Zerk Fittings	124, 428
		Union Tee	116, 424		

Section 1

Tech Trays & Value Packs

- Contains the fastest moving parts installers use to get the job done
- Have the parts there when you need them – comprehensive coverage of the most common items
- Stock hardware the smart way – lower cost hardware placed in trays for higher profits
- Convenience and portability at an affordable price
- Making storage easy by having only two plastic size trays
- Makes reordering effortless by using the convenient Dorman reorder form
- Eliminate wasted bay time and money waiting for the part – potential bay time saved
- Specialty trays available for specialty installers – body shops, oil & lube, transmission, tire & wheel



SECTION # Additional Dorman boxed product located in the section number indicated in this catalog.

SECTION MM Additional Dorman boxed product location in the Motormite Catalog (MM24010).

SECTION HP Additional Dorman boxed product located in the Dorman Hard Parts Catalog (DHP24011).













SECTION 22 Additional Tites! product located in Section 22 of this catalog.

Part # 030-136

COTTER PINS TECH TRAY

SECTION 4

• 12 SKUs, 390 pieces • Tray measures 13-1/8"W x 2-5/16"H x 9"D

<p>800-110 1/16" x 1"</p>  <p>Reorder Qty. 375 Assort. Qty. 50</p>	<p>800-215 3/32" x 1-1/2"</p>  <p>Reorder Qty. 200</p>	<p>800-410 1/8" x 1"</p>  <p>Assort. Qty. 50 Reorder Qty. 200</p>	<p>800-415 1/8" x 1-1/2"</p>  <p>Assort. Qty. 20 Reorder Qty. 140</p>	<p>800-420 1/8" x 2"</p>  <p>Assort. Qty. 50 Reorder Qty. 120</p>	<p>800-520 5/32" x 2"</p>  <p>Assort. Qty. 50 Reorder Qty. 70</p>
<p>800-210 3/32" x 1"</p>  <p>Reorder Qty. 300</p>	<p>800-220 3/32" x 2"</p>  <p>Assort. Qty. 20 Reorder Qty. 180</p>	<p>800-412 1/8" x 1-1/4"</p>  <p>Assort. Qty. 25 Reorder Qty. 155</p>	<p>800-417 1/8" x 1-3/4"</p>  <p>Assort. Qty. 25 Reorder Qty. 130</p>	<p>800-515 5/32" x 1-1/2"</p>  <p>Assort. Qty. 25 Reorder Qty. 100</p>	<p>800-620 3/16" x 2"</p>  <p>Assort. Qty. 25 Reorder Qty. 65</p>














Tech Trays

Part # 030-180

CABIN AIR FILTER HARDWARE TECH TRAY

SECTION
20

• 13 SKUs, 105 pieces • Tray measures 11"W X 1-3/4"H X 6-3/4"D

700-700 Ford Taurus/Sable 4mm Screw  REORDER QTY: 15 ASSORTMENT QTY: 10	700-701 Ford Contour/Mystique Self-Tapping Screw  REORDER QTY: 10 ASSORTMENT QTY: 5	700-702 Ford Contour/Mystique Black Plastic Cap  REORDER QTY: 15 ASSORTMENT QTY: 10	700-703 Ford Taurus/Sable Retainer Clip  REORDER QTY: 15 ASSORTMENT QTY: 10	700-704 Ford Taurus/Sable Push-On Clip  REORDER QTY: 15 ASSORTMENT QTY: 10	700-705 Ford Taurus/Sable Plastic Screw  REORDER QTY: 15 ASSORTMENT QTY: 10
700-706 General Motors Screw Rivet  REORDER QTY: 15 ASSORTMENT QTY: 10	700-707 General Motors Screw Rivet  REORDER QTY: 15 ASSORTMENT QTY: 10	700-708 General Motors Screw Cap  REORDER QTY: 15 ASSORTMENT QTY: 5	700-709 Ford Contour/Mystique Screw-In Clip  REORDER QTY: 10 ASSORTMENT QTY: 5		
700-710 Lincoln Continental Retainer Screw  REORDER QTY: 15 ASSORTMENT QTY: 10	700-711 Oldsmobile Alero/Chevy Malibu Cowl Retainer  REORDER QTY: 15 ASSORTMENT QTY: 5	700-712 Lincoln LS/Ford T-Bird Cowl Retainer  REORDER QTY: 15 ASSORTMENT QTY: 5			

















Part # 030-200

DIESEL SERVICE PARTS

NEW!

SECTION
MM

• 16 SKUs, 122 pieces and 4 kits • Tray measures 13" x 8-13/16" x 2-3/16"

099-424 OE 9722893 GM Trucks 6.6L 2005-01  REORDER QTY: 25 ASST. QTY: 8 REORDER QTY: 25	099-425 OE 97251046 GM Trucks 6.6L 2005-01  REORDER QTY: 25 ASST. QTY: 8 REORDER QTY: 25	099-426 OE 97251047 GM Trucks 6.6L 2005-01  REORDER QTY: 25 ASST. QTY: 8 REORDER QTY: 25	099-427 OE 94051259 GM Trucks 6.6L 2005-01  REORDER QTY: 25 ASST. QTY: 15
099-428 OE 3C3Z-9A375-AA Ford 6.0L 2006-03  REORDER QTY: 20 ASST. QTY: 8 REORDER QTY: 20	099-429 OE F4TZ-9A375A Ford 7.3L 1998-94  REORDER QTY: 20 ASST. QTY: 8 REORDER QTY: 20	099-430 OE F4TZ-6769-C Ford 7.3L & 6.0L 2004-99  REORDER QTY: 20 ASST. QTY: 8 REORDER QTY: 20	099-431 OE F4TZ-6N653-B Ford 7.3L 1997-94  REORDER QTY: 8 ASST. QTY: 8
099-432 OE F4TZ-6N653-A Ford 7.3L 1997-94  REORDER QTY: 20 ASST. QTY: 8 REORDER QTY: 20	099-433 OE F4TZ-9C387-A Ford 7.3L 1998-94  REORDER QTY: 20 ASST. QTY: 8 REORDER QTY: 20	099-434 OE E6TZ-9229-AB Ford 6.9L & 7.3L (Non-Turbo) 1993-83  REORDER QTY: 20 ASST. QTY: 16 REORDER QTY: 20	099-435 OE XC3Z-9229-AB Ford 7.3L 2003-99  REORDER QTY: 20 ASST. QTY: 2 Kits
099-436 OE F4TZ-6769-A Ford 7.3L 2004-99  REORDER QTY: 20 ASST. QTY: 8 REORDER QTY: 20	099-437 OE 5016555AB Various Chrysler 5.9L  REORDER QTY: 20 ASST. QTY: 8 REORDER QTY: 20	099-438 OE 4429824 Various Chrysler 5.9L  REORDER QTY: 20 ASST. QTY: 8 REORDER QTY: 20	099-439 OE 3C3Z-9229-AA Ford 6.0L 2006-03  REORDER QTY: 20 ASST. QTY: 2 Kits













Part # 030-201

CAMSHAFT SEALS

NEW!

SECTION
MM

• 12 SKUs, 24 pieces • Tray measures 13" x 8-13/16" x 2-3/16"

<p>099-440 OE MD372536, MD133317 Various Chrysler</p>  <p>REORDER QTY: 1 ASST QTY: 2</p>	<p>099-441 OE 4792318 Chrysler 3.5L 2006-98</p>  <p>REORDER QTY: 1 ASST QTY: 2</p>	<p>099-442 OE MD152603 Dodge 3.0L 1995-91</p>  <p>REORDER QTY: 1 ASST QTY: 2</p>	<p>099-443 OE 90311-42027 Various Toyota 3.0L</p>  <p>REORDER QTY: 1 ASST QTY: 2</p>	<p>099-444 OE 90311-35022 Various Toyota Corolla</p>  <p>REORDER QTY: 1 ASST QTY: 2</p>	<p>099-445 OE 90080-31023 Various Toyota Camry</p>  <p>REORDER QTY: 1 ASST QTY: 2</p>
<p>099-446 OE 90311-40022 Various Toyota Avalon</p>  <p>REORDER QTY: 1 ASST QTY: 2</p>	<p>099-447 OE 91233-PT0-003 Various Honda Accord - Counterbalance</p>  <p>REORDER QTY: 1 ASST QTY: 2</p>	<p>099-448 Fetainer Various Honda Accord</p>  <p>REORDER QTY: 1 ASST QTY: 2</p>	<p>099-449 OE 91213-PT0-003 Various Honda Accord - Camshaft</p>  <p>REORDER QTY: 1 ASST QTY: 2</p>	<p>099-450 OE 10342-18A06 Various Nissan</p>  <p>REORDER QTY: 1 ASST QTY: 2</p>	<p>099-451 OE 4777086 Dodge Neon 2.0L 2006-95</p>  <p>REORDER QTY: 1 ASST QTY: 2</p>













Part # 030-202

WINDOW GUIDES

NEW!

SECTION
MM

• 12 SKUs, 48 pieces • Tray measures 13" x 8-13/16" x 2-3/16"

<p>700-886 Front & Rear Chevrolet/GMC Truck: S/T Series Blazer, Jimmy, Pickups, Sonoma 1994-82; Oldsmobile: Bravada 1994-91</p>  <p>REORDER QTY: 15 ASST QTY: 4</p>	<p>700-887 Rear Buick: Century, Electra, Le Sabre, Skylark; Cadillac: Deville, Fleetwood Brougham; Chevrolet: Caprice, Celebrity, Citation, Impala; Chevrolet/ GMC Truck: S/T Series Blazer, Jimmy, Pickups; Oldsmobile: Ciera, Delta 88, Omega, 98 Regency; Pontiac: 6000, Phoenix 1994-80</p>  <p>REORDER QTY: 10 ASST QTY: 4</p>	<p>700-871 Front Buick: Electra, Le Sabre, Park Ave; Cadillac: Deville, Fleetwood; Oldsmobile: 88 Delta Royale, 98 Regency; Pontiac: Bonneville 1993-85</p>  <p>REORDER QTY: 10 ASST QTY: 4</p>	<p>700-888 Rear Buick: Electra, Le Sabre, Park Ave; Cadillac: Deville, Fleetwood; Oldsmobile: 88 Delta Royale, 98 Regency; Pontiac: Bonneville 1993-85</p>  <p>REORDER QTY: 10 ASST QTY: 4</p>	<p>700-889 Rear Chevrolet: Celebrity; Buick: Century; Oldsmobile: Ciera; Pontiac: 6000 1996-89</p>  <p>REORDER QTY: 10 ASST QTY: 4</p>	<p>700-874 Rear Buick: Electra, LeSabre; Cadillac: Seville; Chevrolet: Caprice; Oldsmobile: Delta 88, 98 Regency; Pontiac: Bonneville 1992-80</p>  <p>REORDER QTY: 10 ASST QTY: 4</p>
<p>700-890 Rear Chevrolet: Corsica 1994-87</p>  <p>REORDER QTY: 15 ASST QTY: 4</p>	<p>700-891 Rear Dodge: Dakota 1994-87</p>  <p>REORDER QTY: 10 ASST QTY: 4</p>	<p>700-892 Rear Buick: Skyhawk; Cadillac: Cimarron; Chevrolet: Cavalier; Oldsmobile: Firenza; Pontiac: J2000, Sunbird 1994-82</p>  <p>REORDER QTY: 10 ASST QTY: 4</p>	<p>700-893 Rear Chevrolet Corsica 1996-87</p>  <p>REORDER QTY: 10 ASST QTY: 4</p>	<p>700-894 Left Buick: Electra Park Ave, LeSabre, Somerset, Skylark; Cadillac: Fleetwood, Deville; Oldsmobile: 88, 98 Regency, Calais, Delta Royale; Pontiac: Bonneville, Grand Am 1996-85</p>  <p>REORDER QTY: 10 ASST QTY: 4</p>	<p>700-895 Right Buick: Electra Park Ave, LeSabre, Somerset, Skylark; Cadillac: Fleetwood, Deville; Oldsmobile: 88, 98 Regency, Calais, Delta Royale; Pontiac: Bonneville, Grand Am 1996-85</p>  <p>REORDER QTY: 10 ASST QTY: 4</p>

Part # 030-203

WIPER LINKAGE BUSHINGS

NEW!

SECTION
MM

• 6 SKUs, 24 pieces • Tray measures 8-1/4" x 4-1/4" x 1-11/32"

<p>118-301 <i>Chrysler 1974 + Up</i></p> 		<p>118-302 <i>Toyota Avalon, Camry 2001-97; Corolla 2002-98 - 4 needed.</i></p> 		<p>118-303 <i>Toyota Avalon, Camry 2001-97; Corolla 2002-98 - 1 needed.</i></p> 		<p>118-304 <i>Nissan Altima 2001-88</i></p> 		<p>118-305 <i>GM Trucks 2005-88</i></p> 		<p>118-306 <i>Jeep Cherokee 2000-93</i></p> 	
Reorder Qty. 5	Assortment Qty. 4	Reorder Qty. 5	Assortment Qty. 4	Reorder Qty. 5	Assortment Qty. 4	Reorder Qty. 5	Assortment Qty. 4	Reorder Qty. 5	Assortment Qty. 4	Reorder Qty. 5	Assortment Qty. 4













Part # 030-204

SPARK PLUG WIRE RETAINERS

NEW!

SECTION
MM

• 12 SKUs, 48 pieces • Tray measures 13" x 8-13/16" x 2-3/16"

<p>647-100 <i>Various GM 8 Cyl. Cars & Trucks</i></p> 		<p>647-101 <i>Various GM 8 Cyl. Cars & Trucks</i></p> 		<p>647-102 <i>Universal - Locking 6,7,8mm, four wire.</i></p> 		<p>647-103 <i>GM - Locking 7mm. Four wire, bracket style.</i></p> 		<p>647-104 <i>Universal - 6,7,8 mm. Designed so retainer slots can be separated.</i></p> 		<p>647-105 <i>GM - Locking 7mm. Two wire, bracket style.</i></p> 	
REORDER QTY: 10	ASST. QTY: 4	REORDER QTY: 10	ASST. QTY: 4	REORDER QTY: 10	ASST. QTY: 4	REORDER QTY: 5	ASST. QTY: 4	REORDER QTY: 10	ASST. QTY: 4	REORDER QTY: 10	ASST. QTY: 4
<p>647-106 <i>Ford - Locking 7mm. Three wire, stud slotted.</i></p> 		<p>647-107 <i>Ford - Locking 7mm. Two wire, stud slotted.</i></p> 		<p>647-108 <i>Ford Explorer 2001-91, Ranger 2003-91, Aerostar 1997-91</i></p> 		<p>647-109 <i>Ford Explorer 2001-91, Ranger 2003-91, Aerostar 1997-91</i></p> 		<p>647-110 <i>Ford Explorer 2001-91, Ranger 2003-91, Aerostar 1997-91</i></p> 		<p>647-111 <i>Ford Aerostar 1997-91, Explorer 2001-91, Ranger 2003-91</i></p> 	
REORDER QTY: 10	ASST. QTY: 4	REORDER QTY: 10	ASST. QTY: 4	REORDER QTY: 10	ASST. QTY: 4	REORDER QTY: 10	ASST. QTY: 4	REORDER QTY: 10	ASST. QTY: 4	REORDER QTY: 10	ASST. QTY: 4

Part # 030-205

HEATER HOSE CONNECTORS

NEW!

SECTION
MM

• 12 SKUs, 36 pieces • Tray measures 13" x 8-13/16" x 2-3/16"

<p>500-010 3/4" x 3/4"</p>  <p>REORDER QTY: 1 ASST. QTY: 3</p>	<p>500-011 3/4" x 5/8"</p>  <p>REORDER QTY: 1 ASST. QTY: 3</p>	<p>500-012 5/8" x 5/8"</p>  <p>REORDER QTY: 1 ASST. QTY: 3</p>	<p>500-013 1/2" x 5/8"</p>  <p>REORDER QTY: 1 ASST. QTY: 3</p>	<p>500-014 1/2" x 1/2"</p>  <p>REORDER QTY: 1 ASST. QTY: 3</p>	<p>500-018 1/2" x 3/8"</p>  <p>REORDER QTY: 1 ASST. QTY: 3</p>
<p>500-019 3/8" x 3/8"</p>  <p>REORDER QTY: 1 ASST. QTY: 3</p>	<p>500-024 1/4" x 1/4"</p>  <p>REORDER QTY: 1 ASST. QTY: 3</p>	<p>500-032 Elbow 5/8" x 3/8" x 5/8"</p>  <p>REORDER QTY: 1 ASST. QTY: 3</p>	<p>500-033 Elbow 5/8" x 5/8"</p>  <p>REORDER QTY: 1 ASST. QTY: 3</p>	<p>500-034 3/8" Hose x 1/4" NPT x 1" Long</p>  <p>REORDER QTY: 1 ASST. QTY: 3</p>	<p>500-048 5/8" Hose x 1"-14 UNF x 2" Long; GM 3.8L 1995-90</p>  <p>REORDER QTY: 1 ASST. QTY: 3</p>

Part # 030-206

EXHAUST HARDWARE

NEW!

SECTION
MM

• 12 SKUs, 24 kits • Tray measures 13" x 8-13/16" x 2-3/16"

<p>675-216 Chevrolet/GMC Truck 1996-88 M10-1.5 x 77mm</p>  <p>REORDER QTY: 1 Kit ASST. QTY: 3 Kits</p>	<p>675-210 GM C,K,R,V Series 1991-83 3/8"-16 x 3.5"</p>  <p>REORDER QTY: 1 Kit ASST. QTY: 3 Kits</p>	<p>675-212 Chrysler 1999-88 M8-1.25 x 3"</p>  <p>REORDER QTY: 1 Kit ASST. QTY: 3 Kits</p>	<p>675-203 GM 1996-82 M10-1.5 x 72mm</p>  <p>REORDER QTY: 1 Kit ASST. QTY: 3 Kits</p>	<p>675-217 GM 1998-95 5.0L & 5.7L 3/8"-16 x 2-1/4"</p>  <p>REORDER QTY: 1 Kit ASST. QTY: 3 Kits</p>	<p>675-218 GM 2.5L & Toyota 1997-88, M10-1.5</p>  <p>REORDER QTY: 1 Kit ASST. QTY: 3 Kits</p>
<p>675-207 GM 1990-71 3/8"-16 x 1-3/4"</p>  <p>REORDER QTY: 1 Kit ASST. QTY: 3 Kits</p>	<p>675-209 GM C,K,R,V Series 1987-83 3/8"-16 x 4.5"</p>  <p>REORDER QTY: 1 Kit ASST. QTY: 3 Kits</p>	<p>675-219 GM 1987-79 3/8"-16 x 2-13/16"</p>  <p>REORDER QTY: 1 Kit ASST. QTY: 3 Kits</p>	<p>675-208 GM 1995-72 M10-1.5 x 102mm</p>  <p>REORDER QTY: 1 Kit ASST. QTY: 3 Kits</p>	<p>675-220 GM 1996-86 M10-1.5</p>  <p>REORDER QTY: 1 Kit ASST. QTY: 3 Kits</p>	<p>675-221 Toyota RAV4 and Celica 2003-95 M10-1.25 x 67mm</p>  <p>REORDER QTY: 1 Kit ASST. QTY: 3 Kits</p>













Part # 030-208

DOOR HINGE PINS

NEW!

SECTION
MM

• 12 SKUs, 24 kits • Tray measures 13" x 8-13/16" x 2-3/16"

<p>703-263 GM S10 Blazer, Jimmy, Pickups 1994-82; Safari, Astro 1998-85</p>  <p>REORDER QTY: 2 Kits ASST. QTY: 2 Kits</p>	<p>703-264 GM Cars & Trucks 1998-60. Sizes: .344" x .490" x .370" (bushing), .344" x .420" x .305" (bushing), .342" x 4.167" (pin)</p>  <p>REORDER QTY: 2 Kits ASST. QTY: 2 Kits</p>	<p>703-265 GM S10 Pickups, Blazer, Bravada, Jimmy, Sonoma 2003-94</p>  <p>REORDER QTY: 2 Kits ASST. QTY: 2 Kits</p>	<p>703-266 GM Cars 1998-80. .345" x .420" x .305" (bushing), .342" x 3.863" (pin)</p>  <p>REORDER QTY: 2 Kits ASST. QTY: 2 Kits</p>	<p>703-267 GM C&K Series Pickups 2004-99</p>  <p>REORDER QTY: 2 Kits ASST. QTY: 2 Kits</p>	<p>703-268 GM Full-Size Vans - Express, Savana 2004-96</p>  <p>REORDER QTY: 2 Kits ASST. QTY: 2 Kits</p>
<p>703-269 Ford F150-350 Pickups 1998-80. Sizes: .345" x .480" x .295" (bushing), .342" x 3.57" (pin)</p>  <p>REORDER QTY: 2 Kits ASST. QTY: 2 Kits</p>	<p>703-270 Ford Cars & Trucks: F58Z-1622800A, 1L5Z-1622810-AA, F4SX-6322800-B</p>  <p>REORDER QTY: 2 Kits ASST. QTY: 2 Kits</p>	<p>703-271 Ford Capri, Mustang 1998-79</p>  <p>REORDER QTY: 2 Kits ASST. QTY: 2 Kits</p>	<p>703-272 Dodge Truck B Series Vans, D/W Series Pickups, Ramcharger 1997-84. Sizes: .376" x .495" x .250" (bushing), .374" x 2.495" (pin), .374" x 3.590" (pin)</p>  <p>REORDER QTY: 2 Kits ASST. QTY: 2 Kits</p>	<p>703-273 Dodge Ram Trucks 2002-94. Sizes: .376" x .495" x .250" (bushing), .345" x .430" x .300" (bushing), .373" x 3.25" (pin), .342" x 2.79" (pin)</p>  <p>REORDER QTY: 2 Kits ASST. QTY: 2 Kits</p>	<p>703-274 GM/Ford/Chrysler Cars & Trucks 1998-60. Sizes: (ID x OD x Height) .344" x .490" x .370", .344" x .490" x .375", .345" x .420" x .305", .376" x .495" x .250"</p>  <p>REORDER QTY: 2 Kits ASST. QTY: 2 Kits</p>

Part # 030-209

DOOR LOCK ROD CLIPS

NEW!

SECTION
MM

• 16 SKUs, 80 pieces • Tray measures 13" x 8-13/16" x 2-3/16"

<p>703-235 OE 16607593 GM</p>  <p>REORDER QTY: 15 ASST. QTY: 5</p>	<p>703-236 OE 16627328 GM</p>  <p>REORDER QTY: 15 ASST. QTY: 5</p>	<p>703-237 Ford</p>  <p>REORDER QTY: 15 ASST. QTY: 5</p>	<p>703-238 GM</p>  <p>REORDER QTY: 15 ASST. QTY: 5</p>
<p>703-239 GM</p>  <p>REORDER QTY: 15 ASST. QTY: 5</p>	<p>703-240 OE 16675980, F85Z-1521952 BA Ford</p>  <p>REORDER QTY: 15 ASST. QTY: 5</p>	<p>703-241 OE YL3Z-1521971 AB GM, Ford</p>  <p>REORDER QTY: 15 ASST. QTY: 5</p>	<p>703-242 OE E83Z-5421952 B Ford</p>  <p>REORDER QTY: 15 ASST. QTY: 5</p>
<p>703-243 OE 80534-4Z300 Nissan</p>  <p>REORDER QTY: 15 ASST. QTY: 5</p>	<p>703-244 OE 80534-50J00 Nissan</p>  <p>REORDER QTY: 15 ASST. QTY: 5</p>	<p>703-245 OE 80534-0P000 Nissan</p>  <p>REORDER QTY: 15 ASST. QTY: 5</p>	<p>703-246 OE 69759-14050 Toyota</p>  <p>REORDER QTY: 15 ASST. QTY: 5</p>
<p>703-247 OE 69293-12040 Toyota</p>  <p>REORDER QTY: 15 ASST. QTY: 5</p>	<p>703-248 OE 80532-89900 Nissan/Honda</p>  <p>REORDER QTY: 15 ASST. QTY: 5</p>	<p>703-249 OE 80533-AA100 Nissan/Honda</p>  <p>REORDER QTY: 15 ASST. QTY: 5</p>	<p>703-250 OE 80532-01R00 Nissan/Honda</p>  <p>REORDER QTY: 15 ASST. QTY: 5</p>













Part # 030-211

CONTROL KNOBS

NEW!

SECTION
MM

• 12 SKUs, 36 pieces • Tray measures 13" x 8-13/16" x 2-3/16"
















<p>702-151 OE 16181412 Temperature Control Knobs GM Grand Prix 1996-94</p>  <p>REORDER QTY: 5 ASSORTMENT QTY: 3</p>	<p>702-152 OE 16135921 Various GM Temperature Control Knobs</p>  <p>REORDER QTY: 5 ASSORTMENT QTY: 3</p>	<p>702-153 OE 9354237 Various GM Temperature Control Knobs</p>  <p>REORDER QTY: 5 ASSORTMENT QTY: 3</p>	<p>702-154 OE 79581SM4003 Honda Accord 1996-90</p>  <p>REORDER QTY: 3 ASSORTMENT QTY: 3</p>	<p>702-155 E6DZ 18519 B Ford Taurus/Sable 1989-86</p>  <p>REORDER QTY: 3 ASSORTMENT QTY: 3</p>	<p>702-156 OE ESTZ11666A Various Ford F-Series Headlamp Knobs</p>  <p>REORDER QTY: 5 ASSORTMENT QTY: 3</p>
<p>702-157 OE F6DZ18519BB Various Ford Temperature Control Knobs</p>  <p>REORDER QTY: 5 ASSORTMENT QTY: 3</p>	<p>702-158 OE F3DZ18519A Various Ford Temperature Control Knobs</p>  <p>REORDER QTY: 5 ASSORTMENT QTY: 3</p>	<p>702-159 Universal - Fits Shafts 3/16" Diameter</p>  <p>REORDER QTY: 5 ASSORTMENT QTY: 3</p>	<p>702-160 Wiper Control Knobs Jeep CJ 1986-81</p>  <p>REORDER QTY: 5 ASSORTMENT QTY: 3</p>	<p>702-161 Various GM Radio Control Knobs</p>  <p>REORDER QTY: 5 ASSORTMENT QTY: 3</p>	<p>702-162 Various Ford Radio Control Knobs</p>  <p>REORDER QTY: 5 ASSORTMENT QTY: 3</p>

Part # 030-400

LICENSE PLATE HARDWARE TECH TRAY

SECTION
5

• 15 SKUs, 300 pieces • Tray measures 11"W X 1-3/4"H X 6-3/4"D
























<p>910-010 1/4"-20 Hex Nuts</p>  <p>REORDER QTY: 25 ASSORTMENT QTY: 20</p>	<p>345-906 1/4"-20 x 5/8" Slotted Round Head Machine Screws</p>  <p>REORDER QTY: 25 ASSORTMENT QTY: 20</p>	<p>395-051 #8-#10 Grill Nuts with 1/2" Head</p>  <p>REORDER QTY: 25 ASSORTMENT QTY: 20</p>	<p>851-406 #8 x 1/2" Phillips Pan Head Sheet Metal Screws</p>  <p>REORDER QTY: 44 ASSORTMENT QTY: 20</p>	<p>918-010 1/4" Split Lock Washers</p>  <p>REORDER QTY: 74 ASSORTMENT QTY: 20</p>	<p>922-010 1/4" Flat Washers</p>  <p>REORDER QTY: 65 ASSORTMENT QTY: 20</p>
<p>395-012 1/4" x 3/4" License Plate Screws</p>  <p>REORDER QTY: 25 ASSORTMENT QTY: 20</p>	<p>851-303 #14 x 3/4" Hex Slotted Washer Head Sheet Metal Screws</p>  <p>REORDER QTY: 20 ASSORTMENT QTY: 20</p>	<p>395-060 #14 x 3/4" Hex Slotted Washer Head Sheet Metal Screws</p>  <p>REORDER QTY: 25 ASSORTMENT QTY: 20</p>	<p>430-006 M6-1.0 Hex Nuts</p>  <p>REORDER QTY: 20 ASSORTMENT QTY: 20</p>	<p>423-216 M6-1.0 x 16mm Hex Head Cap Screws</p>  <p>REORDER QTY: 25 ASSORTMENT QTY: 20</p>	
<p>851-211 #14 x 3/4" Slotted Pan Head Sheet Metal Screws</p>  <p>REORDER QTY: 23 ASSORTMENT QTY: 20</p>	<p>395-061 #14 x 3/4" Phillips Pan Head Self-Tapping Screws</p>  <p>REORDER QTY: 25 ASSORTMENT QTY: 23</p>	<p>395-062 1/4" x 1-1/4" Phillips Pan Head Type A Sheet Metal Screws</p>  <p>REORDER QTY: 25 ASSORTMENT QTY: 20</p>	<p>395-014 1/4" Square Nylon Nuts</p>  <p>REORDER QTY: 25 ASSORTMENT QTY: 20</p>		

Part # 030-496

VACUUM TEES & CONNECTORS TECH TRAY

SECTION
7

• 23 SKUs, 115 pieces • Tray measures 13-1/8"W x 2-5/16"H x 9"D























<p>493-025 Connector 1/8" x 1/8"</p>  <p>Reorder Qty. 10 Assort. Qty. 5</p>	<p>493-043 Connector 1/4" x 3/16"</p>  <p>Reorder Qty. 10 Assort. Qty. 5</p>	<p>493-046 Connector 3/8" x 3/8"</p>  <p>Reorder Qty. 10 Assort. Qty. 5</p>	<p>493-058 Tee 1/8" x 1/8" x 1/4"</p>  <p>Reorder Qty. 10 Assort. Qty. 5</p>	<p>493-016 Tee 3/16" x 3/16" x 1/8"</p>  <p>Reorder Qty. 10 Assort. Qty. 5</p>	<p>493-010 Tee, 7/32" x 7/32" x 7/32"</p>  <p>Reorder Qty. 10 Assort. Qty. 5</p>
<p>493-060 Connector 1/8" x 3/16"</p>  <p>Reorder Qty. 10 Assort. Qty. 5</p>	<p>493-006 Connector 1/4" x 1/4"</p>  <p>Reorder Qty. 10 Assort. Qty. 5</p>	<p>493-007 Tee 7/64" x 7/64" x 7/64"</p>  <p>Reorder Qty. 10 Assort. Qty. 5</p>	<p>493-014 Tee 1/8" x 3/16" x 1/8"</p>  <p>Reorder Qty. 10 Assort. Qty. 5</p>	<p>493-050 Tee 3/16" x 3/16" x 3/16"</p>  <p>Reorder Qty. 10 Assort. Qty. 5</p>	<p>493-054 Tee, 1/4" x 1/4" x 1/4"</p>  <p>Reorder Qty. 10 Assort. Qty. 5</p>
<p>493-057 Connector 1/8" x 1/4"</p>  <p>Reorder Qty. 10 Assort. Qty. 5</p>	<p>493-045 Connector 5/16" x 5/16"</p>  <p>Reorder Qty. 10 Assort. Qty. 5</p>	<p>493-052 Tee 1/8" x 1/8" x 1/8"</p>  <p>Reorder Qty. 10 Assort. Qty. 5</p>	<p>493-047 Tee, 1/8" x 1/4" x 1/4"</p>  <p>Reorder Qty. 10 Assort. Qty. 5</p>	<p>493-051 Tee, 3/16" x 3/16" x 1/4"</p>  <p>Reorder Qty. 10 Assort. Qty. 5</p>	<p>493-013 Tee, 5/16" x 5/16" x 5/16"</p>  <p>Reorder Qty. 10 Assort. Qty. 5</p>
<p>493-026 Connector 3/16" x 3/16"</p>  <p>Reorder Qty. 10 Assort. Qty. 5</p>	<p>493-044 Connector 3/8" x 1/4"</p>  <p>Reorder Qty. 10 Assort. Qty. 5</p>	<p>493-053 Tee 1/8" x 1/8" x 3/16"</p>  <p>Reorder Qty. 10 Assort. Qty. 5</p>	<p>493-009 Tee 5/32" x 5/32" x 5/32"</p>  <p>Reorder Qty. 10 Assort. Qty. 5</p>	<p>493-017 Tee 3/16" x 1/4" x 3/16"</p>  <p>Reorder Qty. 10 Assort. Qty. 5</p>	

Part # 030-539

OIL DRAIN PLUGS WITH GASKETS TECH TRAY

SECTION
3





















• 22 SKUs, 44 pieces • Tray measures 13-1/8"W x 2-5/16"H x 9"D

<p>090-005 1/2"-20 Standard</p>  <p>Reorder Qty. 5 Assort. Qty. 2</p>	<p>090-034 M12-1.75 Pilot Point</p>  <p>Reorder Qty. 5 Assort. Qty. 2</p>	<p>090-042 M18-1.5 Standard</p>  <p>Reorder Qty. 5 Assort. Qty. 2</p>	<p>090-055 M22-1.5 Standard</p>  <p>Reorder Qty. 5 Assort. Qty. 2</p>	<p>090-075 M14-1.5 Standard</p>  <p>Reorder Qty. 5 Assort. Qty. 2</p>	<p>090-088 M12-1.5 Standard</p>  <p>Reorder Qty. 5 Assort. Qty. 2</p>
<p>090-015 1/2"-20 Single Oversized</p>  <p>Reorder Qty. 5 Assort. Qty. 2</p>	<p>090-038 M12-1.25 Standard</p>  <p>Reorder Qty. 5 Assort. Qty. 2</p>	<p>090-049 M12-1.25 Pilot Point</p>  <p>Reorder Qty. 5 Assort. Qty. 2</p>	<p>090-058 1/2"-20 Pilot Point w/ Molded Gasket</p>  <p>Reorder Qty. 5 Assort. Qty. 2</p>	<p>090-076 M14-1.25 Pilot Point</p>  <p>Reorder Qty. 5 Assort. Qty. 2</p>	<p>090-098 M14-1.5 Pilot Point w/ Molded Gasket</p>  <p>Reorder Qty. 5 Assort. Qty. 2</p>
<p>090-031 1/2"-20 Double Oversized</p>  <p>Reorder Qty. 5 Assort. Qty. 2</p>	<p>090-039 M16-4-1.33 Standard</p>  <p>Reorder Qty. 5 Assort. Qty. 2</p>	<p>090-052 1/2"-20 Pilot Point</p>  <p>Reorder Qty. 5 Assort. Qty. 2</p>	<p>090-059 M12-1.75 Pilot Point w/ Molded Gasket</p>  <p>Reorder Qty. 5 Assort. Qty. 2</p>	<p>090-079 M12-1.75 Pilot Point w/ Inset Gasket</p>  <p>Reorder Qty. 5 Assort. Qty. 2</p>	
<p>090-033 M14-1.5 Standard</p>  <p>Reorder Qty. 5 Assort. Qty. 2</p>	<p>090-040 M20-1.5 Standard</p>  <p>Reorder Qty. 5 Assort. Qty. 2</p>	<p>090-053 M14-1.5 Pilot Point</p>  <p>Reorder Qty. 5 Assort. Qty. 2</p>	<p>090-060 M12-1.75 Pilot Point w/Inset Gasket</p>  <p>Reorder Qty. 5 Assort. Qty. 2</p>	<p>090-084 M16-1.5 Pilot Point</p>  <p>Reorder Qty. 5 Assort. Qty. 2</p>	

Part # 030-541

OIL DRAIN PLUG GASKETS TECH TRAY

• 20 SKUs, 115 pieces • Tray measures 13-1/8"W x 2-5/16"H x 9"D

<p>095-001 Copper 1/2" (M12)</p>  <p>Reorder Qty. 25 Assort. Qty. 5</p>	<p>095-014 Metal Crush 1/2"</p>  <p>Reorder Qty. 25 Assort. Qty. 15</p>	<p>097-003 Nylon 11/16"</p>  <p>Reorder Qty. 25 Assort. Qty. 5</p>	<p>097-016 Fiber M12</p>  <p>Reorder Qty. 25 Assort. Qty. 5</p>	<p>097-022 Nylon 1/2" (M12)</p>  <p>Reorder Qty. 10 Assort. Qty. 5</p>
<p>095-002 Copper 5/8" (M16)</p>  <p>Reorder Qty. 25 Assort. Qty. 5</p>	<p>095-015 Aluminum 14.5mm</p>  <p>Reorder Qty. 15 Assort. Qty. 5</p>	<p>097-004 Nylon 3/4" (M18)</p>  <p>Reorder Qty. 25 Assort. Qty. 5</p>	<p>097-018 Fiber M18</p>  <p>Reorder Qty. 25 Assort. Qty. 5</p>	<p>097-025 Rubber/Metal 9/16"</p>  <p>Reorder Qty. 10 Assort. Qty. 5</p>
<p>095-004 Copper 3/4"</p>  <p>Reorder Qty. 25 Assort. Qty. 5</p>	<p>097-001 Nylon 1/2" (M12)</p>  <p>Reorder Qty. 25 Assort. Qty. 5</p>	<p>097-005 Nylon 7/8" (M22)</p>  <p>Reorder Qty. 25 Assort. Qty. 5</p>	<p>097-019 Fiber M20</p>  <p>Reorder Qty. 25 Assort. Qty. 5</p>	<p>097-026 Fiber 9/16"</p>  <p>Reorder Qty. 25 Assort. Qty. 5</p>
<p>095-010 Copper 9/16"</p>  <p>Reorder Qty. 25 Assort. Qty. 5</p>	<p>097-002 Nylon 5/8"</p>  <p>Reorder Qty. 25 Assort. Qty. 10</p>	<p>097-010 Nylon 9/16"</p>  <p>Reorder Qty. 25 Assort. Qty. 5</p>	<p>097-021 Rubber/Metal 1/2" (M12)</p>  <p>Reorder Qty. 25 Assort. Qty. 5</p>	<p>097-027 Fiber 1/2"</p>  <p>Reorder Qty. 25 Assort. Qty. 5</p>

60% of vehicles with wheel nut covers are missing at least one!

Part # 030-611

WHEEL NUT COVERS TECH TRAY

• 12 SKUs, 36 pieces • Tray measures 13-1/8"W x 2-5/16"H x 9"D

<p>611-605 M24-2.0 Buick, Chevrolet, Oldsmobile, Pontiac 2002-82 18mm Black</p>  <p>REORDER QTY: 5 ASSORTMENT QTY: 3</p>	<p>611-606 M24-2.0 Buick, Chevrolet, Oldsmobile 1999-89 18mm Grey</p>  <p>REORDER QTY: 5 ASSORTMENT QTY: 3</p>	<p>611-607 M27-2.0 Chevrolet/GMC/Cadillac Trucks & SUVs 2002-88 23mm Black</p>  <p>REORDER QTY: 5 ASSORTMENT QTY: 3</p>	<p>611-608 M24-2.0 Buick, Chevrolet, Oldsmobile, Pontiac 2000-92 19mm Stainless Steel</p>  <p>REORDER QTY: 5 ASSORTMENT QTY: 3</p>	<p>611-610 M24-2.0 Chevrolet Lumina/APV, Oldsmobile Cutlass/Silhouette 1997-88 19mm Grey</p>  <p>REORDER QTY: 5 ASSORTMENT QTY: 3</p>	<p>611-615 M24-2.0 Chevrolet/GMC Trucks & SUVs 2002-91 19mm Black</p>  <p>REORDER QTY: 5 ASSORTMENT QTY: 3</p>
<p>611-619 M24-2.0 Pontiac Bonneville 1999-95 19mm Black</p>  <p>REORDER QTY: 5 ASSORTMENT QTY: 3</p>	<p>611-620 M24-2.0 Buick, Chevrolet, Pontiac 2005-00 19mm Black</p>  <p>REORDER QTY: 5 ASSORTMENT QTY: 3</p>	<p>611-621 M24-2.0 Buick, Chevrolet, Pontiac, Saturn 2005-99 19mm Grey</p>  <p>REORDER QTY: 5 ASSORTMENT QTY: 3</p>	<p>611-622 M27-2.0 Cadillac Escalade, Chevrolet/GMC Truck 2000-99 22mm Black</p>  <p>REORDER QTY: 5 ASSORTMENT QTY: 3</p>	<p>611-623 M27-2.0 Cadillac Escalade, Chevrolet/GMC Truck 2005-99 22mm Black</p>  <p>REORDER QTY: 5 ASSORTMENT QTY: 3</p>	<p>611-624 M24-2.0 Buick Century, Regal 2005-97 19mm Grey</p>  <p>REORDER QTY: 5 ASSORTMENT QTY: 3</p>

























Part # 030-630

SHOP HARDWARE TECH TRAY

SECTION 4

SECTION 10

• 24 SKUs, 260 pieces • Tray measures 13-1/8"W x 2-5/16"H x 9"D

<p>595-056 Woodruff Key (#2) 3/32"W x 15/32"L x 3/16"H</p>  <p>Reorder Qty. 25 Assort Qty. 5</p>	<p>595-070 Woodruff Key (#A) 1/4"W x 55/64"L x 23/64"H</p>  <p>Reorder Qty. 25 Assort Qty. 10</p>	<p>623-017 3/16" x 1" Roll Pin</p>  <p>Reorder Qty. 25 Assort Qty. 10</p>	<p>632-037 3/8" External Retaining Ring</p>  <p>Reorder Qty. 25 Assort Qty. 10</p>	<p>118-102 .028 Wire Dia. x 5/64" Grv. Dia. x 9/32" Length Hair Pin</p>  <p>Reorder Qty. 100 Assort Qty. 25</p>	<p>633-018 3/16" E-Clip</p>  <p>Reorder Qty. 25 Assort Qty. 10</p>
<p>595-057 Woodruff Key (#3) 1/8"W x 31/64"L x 3/16"H</p>  <p>Reorder Qty. 25 Assort Qty. 10</p>	<p>595-064 Woodruff Key (#15) 1/4"W x 63/64"L x 27/64"H</p>  <p>Reorder Qty. 25 Assort Qty. 5</p>	<p>623-056 3/16" x 1-1/2" Roll Pin</p>  <p>Reorder Qty. 25 Assort Qty. 10</p>	<p>632-050 1/2" External Retaining Ring</p>  <p>Reorder Qty. 25 Assort Qty. 10</p>	<p>118-103 .028 Wire Dia. x 1/8" Grv. Dia. x 15/32" Length Hair Pin</p>  <p>Reorder Qty. 100 Assort Qty. 25</p>	<p>633-025 1/4" E-Clip</p>  <p>Reorder Qty. 25 Assort Qty. 10</p>
<p>595-068 Woodruff Key (#5) 1/8"W x 39/64"L x 15/64"H</p>  <p>Reorder Qty. 25 Assort Qty. 10</p>	<p>623-046 1/8" x 1" Roll Pin</p>  <p>Reorder Qty. 25 Assort Qty. 10</p>	<p>623-022 1/4" x 1-1/4" Roll Pin</p>  <p>Reorder Qty. 25 Assort Qty. 5</p>	<p>632-062 5/8" External Retaining Ring</p>  <p>Reorder Qty. 25 Assort Qty. 10</p>	<p>118-104 .032 Wire Dia. x 5/32" Grv. dia. x 15/32" Length Hair Pin</p>  <p>Reorder Qty. 100 Assort Qty. 25</p>	<p>633-031 5/16" E-Clip</p>  <p>Reorder Qty. 25 Assort Qty. 10</p>
<p>595-059 Woodruff Key (#6) 5/32"W x 39/64"L x 15/64"H</p>  <p>Reorder Qty. 25 Assort Qty. 15</p>	<p>623-051 5/32" x 1" Roll Pin</p>  <p>Reorder Qty. 25 Assort Qty. 10</p>	<p>623-062 1/4" x 1-1/2" Roll Pin</p>  <p>Reorder Qty. 25 Assort Qty. 5</p>	<p>632-075 3/4" External Retaining Ring</p>  <p>Reorder Qty. 25 Assort Qty. 10</p>	<p>118-105 .047 Wire Dia. x 3/16" Grv. Dia. x 19/32" Length Hair Pin</p>  <p>Reorder Qty. 100 Assort Qty. 25</p>	<p>633-037 3/8" E-Clip</p>  <p>Reorder Qty. 25 Assort Qty. 10</p>













1
Tech Trays

Part # 030-709

PUSH-IN NYLON CHRISTMAS TREE FASTENERS TECH TRAY

SECTION 20

• 12 SKUs, 60 pieces • Tray measures 13-1/8"W x 2-5/16"H x 9"D

<p>700-333 Panel Retainer 11/32" x 9/16" x 3/4"</p>  <p>Reorder Qty. 15 Assort Qty. 5</p>	<p>700-337 Panel Retainer 5/16" x 15/16" x 15/16"</p>  <p>Reorder Qty. 15 Assort Qty. 5</p>	<p>700-339 Panel Retainer 5/16" x 3/4" x 3/4" to 7/8"</p>  <p>Reorder Qty. 25 Assort Qty. 5</p>	<p>700-367 Panel Retainer 5/16" x 1/2" x 3/4"</p>  <p>Reorder Qty. 25 Assort Qty. 5</p>	<p>700-414 Panel Retainer 5/16" x 1" x 3/4"</p>  <p>Reorder Qty. 25 Assort Qty. 5</p>	<p>703-467 Panel Retainer 5/16" x 1" x 3/4"</p>  <p>Reorder Qty. 25 Assort Qty. 5</p>
<p>700-336 Panel Retainer 5/16" x 3/4" x 7/8"</p>  <p>Reorder Qty. 25 Assort Qty. 5</p>	<p>700-338 Panel Retainer 5/16" x 1-1/8" x 15/16"</p>  <p>Reorder Qty. 15 Assort Qty. 5</p>	<p>700-343 Panel Retainer 5/16" x 3/4" x 3/4" to 7/8"</p>  <p>Reorder Qty. 25 Assort Qty. 5</p>	<p>700-413 Panel Retainer 5/16" x 5/8" x 25/32"</p>  <p>Reorder Qty. 15 Assort Qty. 5</p>	<p>700-416 Panel Retainer 11/32" x 1-1/8" x 5/8"</p>  <p>Reorder Qty. 15 Assort Qty. 5</p>	<p>703-478 Panel Retainer 11/32" x 11/16" x 9/16"</p>  <p>Reorder Qty. 25 Assort Qty. 5</p>





















Part # 030-720

GM/CHRYSLER BODY RETAINERS TECH TRAY

NEW!

SECTION 20

• 20 SKUs, 272 pieces • Tray measures 13-1/8"W x 2-5/16"H x 9"D

<p>700-367 Trim Panel Retainer</p>  <p>REORDER QTY: 25 ASSORTMENT QTY: 15</p>	<p>700-336 Trim Panel Retainer</p>  <p>REORDER QTY: 25 ASSORTMENT QTY: 15</p>	<p>700-365 Trim Panel Retainer</p>  <p>REORDER QTY: 25 ASSORTMENT QTY: 15</p>	<p>700-363 Hood Insulation Retainer</p>  <p>REORDER QTY: 10 ASSORTMENT QTY: 4</p>	<p>700-353 Molding Retainer #10-24 x 1" Chrysler</p>  <p>REORDER QTY: 10 ASSORTMENT QTY: 5</p>
<p>700-338 Trim Panel Retainer</p>  <p>REORDER QTY: 15 ASSORTMENT QTY: 10</p>	<p>700-366 Trim Panel Retainer</p>  <p>REORDER QTY: 25 ASSORTMENT QTY: 15</p>	<p>700-333 Trim Panel Retainer</p>  <p>REORDER QTY: 15 ASSORTMENT QTY: 15</p>	<p>703-478 Trim Panel Retainer</p>  <p>REORDER QTY: 25 ASSORTMENT QTY: 15</p>	<p>700-368 Trim Panel Retainer</p>  <p>REORDER QTY: 25 ASSORTMENT QTY: 15</p>
<p>700-340 Bumper Trim Panel Retainer</p>  <p>REORDER QTY: 25 ASSORTMENT QTY: 15</p>	<p>700-332 Trim Panel Retainer</p>  <p>REORDER QTY: 15 ASSORTMENT QTY: 15</p>	<p>700-339 Trim Panel Retainer</p>  <p>REORDER QTY: 25 ASSORTMENT QTY: 15</p>	<p>700-330 Trim Panel Retainer</p>  <p>REORDER QTY: 25 ASSORTMENT QTY: 10</p>	<p>700-343 Trim Panel Retainer</p>  <p>REORDER QTY: 25 ASSORTMENT QTY: 15</p>
<p>700-414 Trim Panel Retainer</p>  <p>REORDER QTY: 25 ASSORTMENT QTY: 15</p>	<p>700-415 Trim Panel Retainer</p>  <p>REORDER QTY: 25 ASSORTMENT QTY: 15</p>	<p>700-420 Trim Panel Retainer</p>  <p>REORDER QTY: 25 ASSORTMENT QTY: 15</p>	<p>703-467 Door Panel Retainer</p>  <p>REORDER QTY: 25 ASSORTMENT QTY: 10</p>	<p>700-871 Window Guide</p>  <p>REORDER QTY: 10 ASSORTMENT QTY: 3</p>















Part # 030-722

FORD BODY RETAINERS TECH TRAY

NEW!

SECTION 20

• 14 SKUs, 164 pieces • Tray measures 11"W X 1-3/4"H X 6-3/4"D

<p>700-404 Reveal Molding Clip</p>  <p>REORDER QTY: 50 ASSORTMENT QTY: 15</p>	<p>700-408 Reveal Molding Clip</p>  <p>REORDER QTY: 50 ASSORTMENT QTY: 15</p>	<p>700-397 Splash Shield Retainer</p>  <p>REORDER QTY: 25 ASSORTMENT QTY: 15</p>	<p>700-365 Trim Panel Retainer</p>  <p>REORDER QTY: 25 ASSORTMENT QTY: 15</p>
<p>700-399 Door Panel Retainer</p>  <p>REORDER QTY: 25 ASSORTMENT QTY: 15</p>	<p>700-474 Hood Insulation Retainer</p>  <p>REORDER QTY: 25 ASSORTMENT QTY: 15</p>	<p>700-413 Panel Trim Retainer</p>  <p>REORDER QTY: 50 ASSORTMENT QTY: 10</p>	<p>700-337 Panel Trim Retainer</p>  <p>REORDER QTY: 15 ASSORTMENT QTY: 10</p>
<p>700-865 Hood Insulation Retainer</p>  <p>REORDER QTY: 15 ASSORTMENT QTY: 10</p>	<p>700-335 Panel Trim Retainer</p>  <p>REORDER QTY: 25 ASSORTMENT QTY: 10</p>	<p>700-340 Bumper Trim Panel Retainer</p>  <p>REORDER QTY: 25 ASSORTMENT QTY: 10</p>	<p>700-341 Hood Insulation Retainer</p>  <p>REORDER QTY: 25 ASSORTMENT QTY: 4</p>
<p>700-398 Panel Trim Retainer</p>  <p>REORDER QTY: 20 ASSORTMENT QTY: 10</p>	<p>700-416 Panel Trim Retainer</p>  <p>REORDER QTY: 15 ASSORTMENT QTY: 10</p>		


Part # 030-724

IMPORT BODY RETAINERS TECH TRAY

NEW!

SECTION
20

• 15 SKUs, 195 pieces • Tray measures 11"W X 1-3/4"H X 6-3/4"D

<p>700-731 Panel Retainer Nissan</p>  <p>REORDER QTY: 15 ASSORTMENT QTY: 15</p>	<p>700-732 Panel Retainer Nissan</p>  <p>REORDER QTY: 15 ASSORTMENT QTY: 15</p>	<p>700-733 Panel Retainer Nissan</p>  <p>REORDER QTY: 15 ASSORTMENT QTY: 15</p>	<p>700-734 Panel Retainer Nissan</p>  <p>REORDER QTY: 15 ASSORTMENT QTY: 15</p>	<p>700-412 Panel Retainer Nissan</p>  <p>REORDER QTY: 15 ASSORTMENT QTY: 15</p>	<p>700-418 Headliner Retainer Honda</p>  <p>REORDER QTY: 15 ASSORTMENT QTY: 15</p>
<p>700-419 Bumper Retainer Toyota</p>  <p>REORDER QTY: 10 ASSORTMENT QTY: 10</p>	<p>700-423 Panel Retainer Nissan</p>  <p>REORDER QTY: 25 ASSORTMENT QTY: 15</p>	<p>700-866 Hood/Trunk Molding Retainer Honda</p>  <p>REORDER QTY: 25 ASSORTMENT QTY: 15</p>	<p>700-422 Panel Retainer Toyota</p>  <p>REORDER QTY: 25 ASSORTMENT QTY: 15</p>	<p>703-461 Panel Retainer Toyota</p>  <p>REORDER QTY: 25 ASSORTMENT QTY: 15</p>	
<p>703-481 Panel Retainer Honda</p>  <p>REORDER QTY: 25 ASSORTMENT QTY: 10</p>		<p>700-462 Grill Retainer Toyota</p>  <p>REORDER QTY: 25 ASSORTMENT QTY: 5</p>	<p>700-467 Grill Retainer Honda</p>  <p>REORDER QTY: 15 ASSORTMENT QTY: 5</p>		<p>700-464 Weatherstrip Retainer Honda</p>  <p>REORDER QTY: 25 ASSORTMENT QTY: 15</p>

1
Tech Trays



















Part # 030-726

METRIC BODY BOLTS AND NUTS TECH TRAY

NEW!

SECTION
20

• 20 SKUs, 205 pieces • Tray measures 13-1/8"W x 2-5/16"H x 9"D

<p>700-254 M4.2-1.41 x 20mm Body Bolt 20mm Washer</p>  <p>REORDER QTY: 25 ASSORTMENT QTY: 10</p>	<p>700-261 M6-1.0 x 20mm Body Bolt Torx Head</p>  <p>REORDER QTY: 15 ASSORTMENT QTY: 10</p>	<p>700-251 M6-1.0 x 24mm Body Bolt 24mm Washer</p>  <p>REORDER QTY: 25 ASSORTMENT QTY: 10</p>		<p>700-250 M6-1.0 x 25mm Body Bolt 16mm Washer</p>  <p>REORDER QTY: 25 ASSORTMENT QTY: 10</p>	<p>700-256 M6-1.0 x 28mm Body Bolt 16mm Washer</p>  <p>REORDER QTY: 25 ASSORTMENT QTY: 10</p>
<p>700-252 M6.3-1.0 x 20mm Body Bolt 16mm Washer</p>  <p>REORDER QTY: 25 ASSORTMENT QTY: 10</p>	<p>700-258 M8-1.25 x 20mm Body Bolt Indented Hex Head</p>  <p>REORDER QTY: 25 ASSORTMENT QTY: 10</p>	<p>700-259 M8-1.25 x 25mm Body Bolt Indented Hex Head</p>  <p>REORDER QTY: 25 ASSORTMENT QTY: 10</p>	<p>700-257 M8-1.25 x 30mm Body Bolt 24mm Washer</p>  <p>REORDER QTY: 25 ASSORTMENT QTY: 10</p>		<p>700-260 M10-1.50 x 40mm Body Bolt 30mm Washer</p>  <p>REORDER QTY: 15 ASSORTMENT QTY: 5</p>
<p>700-270 M6-1.0 Washered Nut</p>  <p>REORDER QTY: 25 ASSORTMENT QTY: 15</p>	<p>700-272 M8-1.25 Washered Nut</p>  <p>REORDER QTY: 15 ASSORTMENT QTY: 15</p>	<p>700-275 M10-1.50 Flange Nut</p>  <p>REORDER QTY: 25 ASSORTMENT QTY: 15</p>	<p>700-538 M6-1.0 Speed Nut "U" Type 5, 13.5mm Throat</p>  <p>REORDER QTY: 25 ASSORTMENT QTY: 10</p>	<p>700-539 M6-1.0 Speed Nut "U" Type 5, 19.5mm Throat</p>  <p>REORDER QTY: 25 ASSORTMENT QTY: 10</p>	
<p>700-527 M6.3-1.0 Speed Nut "U" Type 5, 19.5mm Throat</p>  <p>REORDER QTY: 25 ASSORTMENT QTY: 10</p>	<p>700-542 M6.3 Speed Nut "U" Type 2, 10mm Throat</p>  <p>REORDER QTY: 25 ASSORTMENT QTY: 10</p>	<p>700-529 M8-1.25 Speed Nut "U" Type 5, 14.3mm Throat</p>  <p>REORDER QTY: 25 ASSORTMENT QTY: 10</p>	<p>700-528 M8-1.25 Speed Nut "U" Type 5, 20.6mm Throat</p>  <p>REORDER QTY: 25 ASSORTMENT QTY: 10</p>	<p>700-540 M10-1.50 Speed Nut "U" Type 5, 19mm Throat</p>  <p>REORDER QTY: 15 ASSORTMENT QTY: 5</p>	





















Part # 030-728

PUSH IN / SCREW IN RETAINERS TECH TRAY

NEW!

SECTION
20

• 20 SKUs, 220 pieces • Tray measures 13-1/8"W x 2-5/16"H x 9"D

<p>700-576 1/4" (.250) Push Rivet</p>  <p>REORDER QTY: 25 ASSORTMENT QTY: 15</p>	<p>700-578 1/4" (.250) Push Rivet</p>  <p>REORDER QTY: 25 ASSORTMENT QTY: 15</p>	<p>700-579 1/4" (.250) Push Rivet</p>  <p>REORDER QTY: 15 ASSORTMENT QTY: 10</p>	<p>700-581 5/16" (.3125) Push Rivet</p>  <p>REORDER QTY: 15 ASSORTMENT QTY: 5</p>	<p>700-571 7/16" (.4375) Push Rivet</p>  <p>REORDER QTY: 15 ASSORTMENT QTY: 5</p>	
<p>700-572 7/16" (.4375) Push Rivet</p>  <p>REORDER QTY: 15 ASSORTMENT QTY: 5</p>	<p>700-575 1/2" (.500) Push Shoulder Rivet</p>  <p>REORDER QTY: 15 ASSORTMENT QTY: 5</p>	<p>700-577 9/16" (.5625) Push Rivet</p>  <p>REORDER QTY: 25 ASSORTMENT QTY: 10</p>	<p>700-574 6.3mm Push Rivet</p>  <p>REORDER QTY: 25 ASSORTMENT QTY: 5</p>		<p>700-573 8mm Push Rivet</p>  <p>REORDER QTY: 25 ASSORTMENT QTY: 10</p>
<p>700-552 7/16" (.4375) Push Rivet</p>  <p>REORDER QTY: 25 ASSORTMENT QTY: 10</p>		<p>700-706 1/4" (.250) Screw Rivet</p>  <p>REORDER QTY: 15 ASSORTMENT QTY: 15</p>	<p>700-585 1/4" (.250) Screw Rivet</p>  <p>REORDER QTY: 15 ASSORTMENT QTY: 10</p>	<p>700-589 1/4" (.250) Screw Rivet</p>  <p>REORDER QTY: 25 ASSORTMENT QTY: 15</p>	<p>700-852 1/4" (.250) Screw Rivet</p>  <p>REORDER QTY: 15 ASSORTMENT QTY: 15</p>
<p>700-864 1/4" (.250) Screw Rivet</p>  <p>REORDER QTY: 15 ASSORTMENT QTY: 15</p>	<p>700-853 .410" Screw Rivet</p>  <p>REORDER QTY: 15 ASSORTMENT QTY: 5</p>	<p>700-850 1/4" (.250) Push Rivet</p>  <p>REORDER QTY: 15 ASSORTMENT QTY: 15</p>	<p>700-424 8mm Screw Rivet</p>  <p>REORDER QTY: 15 ASSORTMENT QTY: 5</p>	<p>700-863 10mm Push Rivet</p>  <p>REORDER QTY: 15 ASSORTMENT QTY: 5</p>	





Part # 800-094*

QUICK DISCONNECT

COOLING / TRANSMISSION CONNECTORS & CLIPS TECH TRAY

SECTION
HP

• 7 SKUs, 44 pieces • Tray measures 11"W x 1-3/4"H x 6-3/4"D

<p>800-401 Heater Hose Connector 2002-1990 GM 3.1, 3.4, 5.7, 6.0, 6.2, 7.0, 7.4</p>  <p>Reorder Qty. 1 Assortment Qty. 2</p>	<p>800-402 Heater Hose Connector 1995-1989 GM Astro / Safari</p>  <p>Reorder Qty. 1 Assortment Qty. 1</p>	<p>800-608 47144 HELP![®] 5/16" Tube 1994-1982 Ford Various Models</p>  <p>Reorder Qty. 1 Assortment Qty. 1</p>	<p>800-003 55147 Help! Retainers 5/16" Ford</p>  <p>Reorder Qty. 5 Assortment Qty. 10</p>	<p>800-005 Retainers, 5/16" GM, Chrysler</p>  <p>Reorder Qty. 5 Assortment Qty. 10</p>
			<p>800-004 55148 Help! Retainers, 3/8" Ford</p>  <p>Reorder Qty. 5 Assortment Qty. 10</p>	<p>800-006 Retainers, 3/8" GM, Chrysler</p>  <p>Reorder Qty. 5 Assortment Qty. 10</p>

*See Dorman Hard Parts DHP24011 for complete Quick Disconnect application information.

Part # 800-095*

QUICK DISCONNECT CONNECTORS TECH TRAY

SECTION
HP

• 12 SKUs, 12 pieces • Tray measures 13-1/8"W x 2-5/16"H x 9"D

<p>800-120 Steel Body Fuel Connector 5/16"</p>  <p>Reorder Qty. 1 Assortment Qty. 1</p>	<p>800-121 Steel Body Fuel Connector 3/8"</p>  <p>Reorder Qty. 1 Assortment Qty. 1</p>	<p>800-401 Heater Hose Connector, 2002-1990, GM 3.1, 3.4, 5.7 (Corvette Only), 6.2</p>  <p>Reorder Qty. 1 Assortment Qty. 1</p>	<p>800-402 Heater Hose Connector, 1995-1989 GM Astro/Safari</p>  <p>Reorder Qty. 1 Assortment Qty. 1</p>	<p>800-403 47165 HELP! Heater Hose Connector, Ford Trucks 2003-1986 w/5/8"</p>  <p>Reorder Qty. 1 Assortment Qty. 1</p>	<p>800-404 47164 HELP! Heater Hose Connector, Ford Trucks 2003-1986 w/3/4"</p>  <p>Reorder Qty. 1 Assortment Qty. 1</p>
<p>800-602 Transmission Connector, Ford Various Models, 2003-1993, 3/8" Tube</p>  <p>Reorder Qty. 1 Assortment Qty. 1</p>	<p>800-603 Transmission Connector, 2002-1996 GM Trucks G, C/K</p>  <p>Reorder Qty. 1 Assortment Qty. 1</p>	<p>800-604 Transmission Connector, 2003-1996 GM Trucks S/T, C/K, Astro/Safari</p>  <p>Reorder Qty. 1 Assortment Qty. 1</p>	<p>800-605 Transmission Connector, 2003-1996 GM Trucks S/T, C/K, Astro/Safari, 2000-1996 w Body</p>  <p>Reorder Qty. 1 Assortment Qty. 1</p>	<p>800-606 Transmission Connector, 2003-1996 GM Trucks S/T, Astro/Safari</p>  <p>Reorder Qty. 1 Assortment Qty. 1</p>	<p>800-608 47144 HELP! Ford Various Models, 1994-1982, 5/16" Tube</p>  <p>Reorder Qty. 1 Assortment Qty. 1</p>

1
Tech Trays

Part # 800-096*

QUICK DISCONNECT RETAINING CLIPS TECH TRAY

SECTION
HP

• 6 SKUs, 26 pieces • Tray measures 8"W x 1-1/4"H x 4"D

<p>800-003 55147 HELP! Ford Retainers, 5/16"</p>  <p>Reorder Qty. 5 Assortment Qty. 5</p>	<p>800-004 55148 HELP! Ford Retainers, 3/8"</p>  <p>Reorder Qty. 5 Assortment Qty. 5</p>	<p>800-005 GM Retainers, 5/16"</p>  <p>Reorder Qty. 5 Assortment Qty. 5</p>	<p>800-006 GM Retainers, 3/8"</p>  <p>Reorder Qty. 5 Assortment Qty. 5</p>	<p>800-007 55137 HELP! Ford Metal Retainers, 10.5mm</p>  <p>Reorder Qty. 3 Assortment Qty. 3</p>	<p>800-008 55138 HELP! Ford Metal Retainers, 13mm</p>  <p>Reorder Qty. 3 Assortment Qty. 3</p>
--	---	--	--	---	---

*See Dorman Hard Parts DHP24011 for complete Quick Disconnect application information.

Part # 800-101*



TRANSMISSION LINE CONNECTORS TECH TRAY

NEW!

SECTION
HP

• 16 SKUs, 28 pieces • Tray measures 13-1/8"W x 2-5/16"H x 9"D

<p>800-601 Ford Taurus & Mercury Sable</p>  <p>REORDER QTY: 1 ASSORTMENT QTY: 1</p>	<p>800-602 Various Ford Models 3/8" Tube</p>  <p>REORDER QTY: 1 ASSORTMENT QTY: 1</p>	<p>800-603 GM C&K Series and G Series Trucks</p>  <p>REORDER QTY: 1 ASSORTMENT QTY: 1</p>	<p>800-604 GM C&K Series, L&M Series and S&T Series Trucks</p>  <p>REORDER QTY: 1 ASSORTMENT QTY: 1</p>
<p>800-605 GM C&K Series, S&T Series, L&M Series Trucks and W-Body Cars</p>  <p>REORDER QTY: 1 ASSORTMENT QTY: 1</p>	<p>800-606 GM L&M Series, S&T Series Trucks</p>  <p>REORDER QTY: 1 ASSORTMENT QTY: 1</p>	<p>800-607 GM C&K Series Trucks</p>  <p>REORDER QTY: 1 ASSORTMENT QTY: 1</p>	<p>800-608 Ford 1994-82 5/16" Tube</p>  <p>REORDER QTY: 1 ASSORTMENT QTY: 1</p>
<p>800-609 Ford Various Models</p>  <p>REORDER QTY: 1 ASSORTMENT QTY: 1</p>	<p>800-610 Dodge Ram Trucks & Vans, Jeep Grand Cherokee</p>  <p>REORDER QTY: 1 ASSORTMENT QTY: 1</p>	<p>800-713 Dodge Trucks</p>  <p>REORDER QTY: 1 ASSORTMENT QTY: 1</p>	<p>800-714 Jeep Cherokee</p>  <p>REORDER QTY: 1 ASSORTMENT QTY: 1</p>
<p>800-715 Dodge Ram Trucks, Diesels</p>  <p>REORDER QTY: 1 ASSORTMENT QTY: 1</p>	<p>800-752 GM Cars</p>  <p>REORDER QTY: 1 ASSORTMENT QTY: 1</p>	<p>800-812 GM Cars & Trucks</p>  <p>REORDER QTY: 1 ASSORTMENT QTY: 1</p>	<p>800-801 3/8", 1/2", 5/8" Connector Clips</p>  <p>REORDER QTY: 4 EA ASSORTMENT QTY: 4 EA</p>

Part # 800-102*








OIL LINE CONNECTORS TECH TRAY

NEW!

SECTION
HP

• 10 SKUs, 32 pieces • Tray measures 11"W x 1-3/4"H x 6-3/4"D

<p>800-607 GM C/K Trucks 2003-96</p>  <p>REORDER QTY: 1 ASSORTMENT QTY: 1</p>	<p>800-701 GM C & K Series Trucks</p>  <p>REORDER QTY: 1 ASSORTMENT QTY: 1</p>	<p>800-704 Oil Cooler Line Connector GM</p>  <p>REORDER QTY: 1 ASSORTMENT QTY: 1</p>	<p>800-705 Oil Cooler Line Connector GM</p>  <p>REORDER QTY: 1 ASSORTMENT QTY: 1</p>	<p>800-710 Oil Cooler Line Connector GM</p>  <p>REORDER QTY: 1 ASSORTMENT QTY: 1</p>	<p>800-711 Oil Cooler Line Connector GM</p>  <p>REORDER QTY: 1 ASSORTMENT QTY: 1</p>
<p>800-801 3/8" Connector Clip</p>  <p>REORDER QTY: 4 ASSORTMENT QTY: 8</p>	<p>800-801 1/2" Connector Clip</p>  <p>REORDER QTY: 4 ASSORTMENT QTY: 8</p>	<p>800-801 5/8" Connector Clip</p>  <p>REORDER QTY: 4 ASSORTMENT QTY: 8</p>	<p>800-802 Oil Cooler Retaining Clips Plastic</p>  <p>REORDER QTY: 2 ASSORTMENT QTY: 2</p>		

*See Dorman Hard Parts DHP24011 for complete Quick Disconnect application information.

Part # 800-103*

QUICK DISCONNECT MASTER TECH TRAY

NEW!

SECTION
HP

• 19 SKUs, 54 pieces • Tray measures 16-1/2"W x 2"H x 13"D

<p>800-003 Fuel Line Clip Ford 5/16"</p> <p>REORDER QTY: 5 ASSORTMENT QTY: 5</p>	<p>800-004 Fuel Line Clip Ford 3/8"</p> <p>REORDER QTY: 5 ASSORTMENT QTY: 5</p>	<p>800-005 Fuel Line Clip GM 5/16"</p> <p>REORDER QTY: 5 ASSORTMENT QTY: 5</p>	<p>800-006 Fuel Line Clip GM 3/8"</p> <p>REORDER QTY: 5 ASSORTMENT QTY: 5</p>	<p>800-007 Fuel Line Retainer Clip Ford 10.5mm</p> <p>REORDER QTY: 3 ASSORTMENT QTY: 3</p>
<p>800-011 Nylon Fuel Line Union 3/8"</p> <p>REORDER QTY: 2 ASSORTMENT QTY: 2</p>	<p>800-012 Nylon Fuel Line Union 5/16"</p> <p>REORDER QTY: 2 ASSORTMENT QTY: 2</p>	<p>800-120 Fuel Line Connector Steel 5/16"</p> <p>REORDER QTY: 1 ASSORTMENT QTY: 1</p>	<p>800-701 Oil Cooler Connector</p> <p>REORDER QTY: 1 ASSORTMENT QTY: 1</p>	<p>800-802 Connector Oil Cooler Retaining Clip GM</p> <p>REORDER QTY: 2 ASSORTMENT QTY: 2</p>
<p>800-401 Heater Hose Quick Connectors GM Cars & Trucks</p> <p>REORDER QTY: 1 ASSORTMENT QTY: 3</p>	<p>800-402 Heater Hose Quick Connectors GM 4.3L</p> <p>REORDER QTY: 1 ASSORTMENT QTY: 3</p>	<p>800-404 Heater Hose Quick Connectors Ford Cars & Trucks, 3/4" Tube</p> <p>REORDER QTY: 1 ASSORTMENT QTY: 2</p>	<p>800-608 Transmission Quick Connector Ford with 5/16" Tube</p> <p>REORDER QTY: 1 ASSORTMENT QTY: 1</p>	<p>800-610 Transmission Quick Connector Dodge Trucks & Vans, Jeep</p> <p>REORDER QTY: 1 ASSORTMENT QTY: 1</p>
		<p>800-405 Heater Hose Retaining Clip Small</p> <p>REORDER QTY: 1 ASSORTMENT QTY: 2</p>	<p>800-801 Steel Connector Clip 3/8"</p> <p>REORDER QTY: 4 ASSORTMENT QTY: 4</p>	<p>800-801 Steel Connector Clip 1/2"</p> <p>REORDER QTY: 4 ASSORTMENT QTY: 4</p>
			<p>800-801 Steel Connector Clip 5/8"</p> <p>REORDER QTY: 4 ASSORTMENT QTY: 4</p>	

1
Tech Trays

Part # 800-296*

QUICK DISCONNECT FUEL LINE CONNECTORS TECH TRAY

NEW!

SECTION
HP

• 11 SKUs, 44 pieces • Tray measures 11"W x 1-3/4"H x 6-3/4"D

<p>800-136.5 Nylon to Steel Connector 1/4"</p> <p>REORDER QTY: 5 ASSORTMENT QTY: 4</p>	<p>800-137.5 Nylon to Steel Connector 5/16"</p> <p>REORDER QTY: 5 ASSORTMENT QTY: 4</p>	<p>800-138.5 Nylon to Steel Connector 3/8"</p> <p>REORDER QTY: 5 ASSORTMENT QTY: 4</p>	<p>800-141.5 Steel to Steel Connector 1/4"</p> <p>REORDER QTY: 5 ASSORTMENT QTY: 4</p>	<p>800-142.5 Steel to Steel Connector 5/16"</p> <p>REORDER QTY: 5 ASSORTMENT QTY: 4</p>	<p>800-143.5 Steel to Steel Connector 3/8"</p> <p>REORDER QTY: 5 ASSORTMENT QTY: 4</p>
<p>800-146.5 Nylon to Nylon Connector 1/4"</p> <p>REORDER QTY: 5 ASSORTMENT QTY: 4</p>	<p>800-147.5 Nylon to Nylon Connector 5/16"</p> <p>REORDER QTY: 5 ASSORTMENT QTY: 4</p>	<p>800-148.5 Nylon to Nylon Connector 3/8"</p> <p>REORDER QTY: 5 ASSORTMENT QTY: 4</p>	<p>800-011 Nylon Union 5/16"</p> <p>REORDER QTY: 2 ASSORTMENT QTY: 4</p>	<p>800-012 Nylon Union 3/8"</p> <p>REORDER QTY: 2 ASSORTMENT QTY: 4</p>	

*See Dorman Hard Parts DHP24011 for complete Quick Disconnect application information.

Part # 800-299*



FUEL LINE & SENDING UNIT REPAIR TECH TRAY

• 6 SKUs, 8 pieces • Tray measures 8"W x 1-1/4"H x 4"D

<p>800-231 Sending Unit Repair W/Steel Nut 5/16"x4-3/4"</p> 	<p>800-233 Sending Unit Repair W/Steel Nut 3/8"x4-3/4"</p> 	<p>800-229 Sending Unit Repair Double Bead 5/16"x4-3/4"</p> 	<p>800-230 Sending Unit Repair Double Bead 3/8"x4-3/4"</p> 	<p>800-011 Nylon Union 5/16"</p> 	<p>800-012 Nylon Union 3/8"</p> 
Reorder Qty. 1	Assortment Qty. 1	Reorder Qty. 1	Assortment Qty. 1	Reorder Qty. 2	Assortment Qty. 2













*See Dorman Hard Parts DHP24011 for complete Quick Disconnect application information.

Part # 80021

DISTRIBUTOR O-RINGS TECH TRAY

NEW!

• 12 SKUs, 60 pieces • Tray measures 7-7/8"W x 2-1/4"H x 6-7/8"D

<p>Re-Order Dorman Part# 099-400</p> <p>OE 10477565 2004-82 Chevy - Oil Pump Drive Gasket Junta de Impulsión de Bomba del Aceite Garniture D'Entrainement de Pompe D'Huile</p> 	<p>Re-Order Dorman Part# 099-401</p> <p>OE 22131-12P02 1988-84 Nissan 240 SX 1989-84 300 ZX 1994-85 Maxima 2000-86 Nissan Truck 2004-87 Pathfinder</p> 	<p>Re-Order Dorman Part# 099-402</p> <p>OE 22131-40F00 1997-86 Nissan Pickups 1994-89 240 SX</p> 	<p>Re-Order Dorman Part# 099-403</p> <p>OE 30110-PA1-732 1986 & Up Honda Accord & Civic</p> 	<p>Re-Order Dorman Part# 099-404</p> <p>OE FS0118201 1999-93 Mazda 626, Millenia 2.5L most V6s</p> 	
REORDER QTY: 5	ASSORTMENT QTY: 5	REORDER QTY: 5	ASSORTMENT QTY: 5	REORDER QTY: 5	ASSORTMENT QTY: 5
<p>Re-Order Dorman Part# 099-405</p> <p>OE 90099-14091 1994-89 Toyota Tercel 1997-88 Corolla</p> 	<p>Re-Order Dorman Part# 099-406</p> <p>OE 90099-14127 1997-92 Toyota Corolla 1995-90 MR2 1999-94 Celica 1995 & Up Tacoma 1996-92 Camry 2000-96 Rav4 1996 & Up 4Runner</p> 	<p>Re-Order Dorman Part# 099-407</p> <p>OE 96711-35030 1993-1987 Toyota Corolla, Tercel, MR2, Celica</p> 	<p>Re-Order Dorman Part# 099-408</p> <p>OE B9TF-12143-A 1989-80 Ford Crown Victoria, Mustang, 1993, 1991-89 T-Bird</p> 	<p>Re-Order Dorman Part# 099-409</p> <p>OE F1DZ-12143-A 1994-91 Ford Contour 1995-90 Taurus 3.8L</p> 	
REORDER QTY: 5	ASSORTMENT QTY: 5	REORDER QTY: 5	ASSORTMENT QTY: 5	REORDER QTY: 5	ASSORTMENT QTY: 5
<p>Re-Order Dorman Part# 099-410</p> <p>OE 90099-14089 1996-86 Toyota Camry & Corolla</p> 			<p>Re-Order Dorman Part# 099-411</p> <p>OE 02875923 1982 & Up Dodge All V-8</p> 		
REORDER QTY: 5			ASSORTMENT QTY: 5		













Part # 80022

COOLANT O-RINGS TECH TRAY

NEW!

SECTION
MM

• 12 SKUs, 60 pieces • Tray measures 12-9/32"W x 2-1/4"H x 8-3/8"D

Re-Order Dorman Part# 099-412 OE 4746864 Dodge All V8 		Re-Order Dorman Part# 099-413 OE 24502846 2004 Chevy Lumina, Impala 2002-95 Camaro 3.8L 		Re-Order Dorman Part# 099-414 OE 24572538 2002-95 Chevy Cavalier 1999-97 Malibu 3.4L 		Re-Order Dorman Part# 099-415 OE 24573057 2002-95 Chevy Cavalier 1999-97 Malibu 3.4L 		Re-Order Dorman Part# 099-416 OE 24501563 2004 Chevy Lumina, Impala 2002-95 Camaro 3.8L 		Re-Order Dorman Part# 099-417 OE KL0115591 1999-93 Mazda 626, Millenia 2.5L Most V6s 	
REORDER QTY: 5	ASSORTMENT QTY: 5	REORDER QTY: 5	ASSORTMENT QTY: 5	REORDER QTY: 5	ASSORTMENT QTY: 5	REORDER QTY: 5	ASSORTMENT QTY: 5	REORDER QTY: 5	ASSORTMENT QTY: 5	REORDER QTY: 5	ASSORTMENT QTY: 5
Re-Order Dorman Part# 099-418 OE 90301-37005 2000-1992 Toyota Camry 4 cyl Large O-Ring Anillo "O" Grande Grande Bague 				Re-Order Dorman Part# 099-419 OE 96761-24017 2000-1992 Toyota Camry 4 cyl Small O-Ring Anillo "O" Pequeño Petite Bague 				Re-Order Dorman Part# 099-420 OE MD030764 1989-83 Plymouth Laser, Talon, Mitsubishi 			
REORDER QTY: 5	ASSORTMENT QTY: 5	REORDER QTY: 5	ASSORTMENT QTY: 5	REORDER QTY: 5	ASSORTMENT QTY: 5	REORDER QTY: 5	ASSORTMENT QTY: 5	REORDER QTY: 5	ASSORTMENT QTY: 5	REORDER QTY: 5	ASSORTMENT QTY: 5
Re-Order Dorman Part# 099-421 OE F1VY-8507-A 2004-92 Ford Crown Victoria 2000-96 Mustang 4.6L 				Re-Order Dorman Part# 099-422 OE 21049-31U02 1999-95 Nissan Maxima Inner Seal Sello Interno Joint Intérieur 				Re-Order Dorman Part# 099-423 OE 21049-31U03 1999-95 Nissan Maxima Outer Seal Sello Externo Joint Extérieur 			
REORDER QTY: 5	ASSORTMENT QTY: 5	REORDER QTY: 5	ASSORTMENT QTY: 5	REORDER QTY: 5	ASSORTMENT QTY: 5	REORDER QTY: 5	ASSORTMENT QTY: 5	REORDER QTY: 5	ASSORTMENT QTY: 5	REORDER QTY: 5	ASSORTMENT QTY: 5

1
Tech Trays

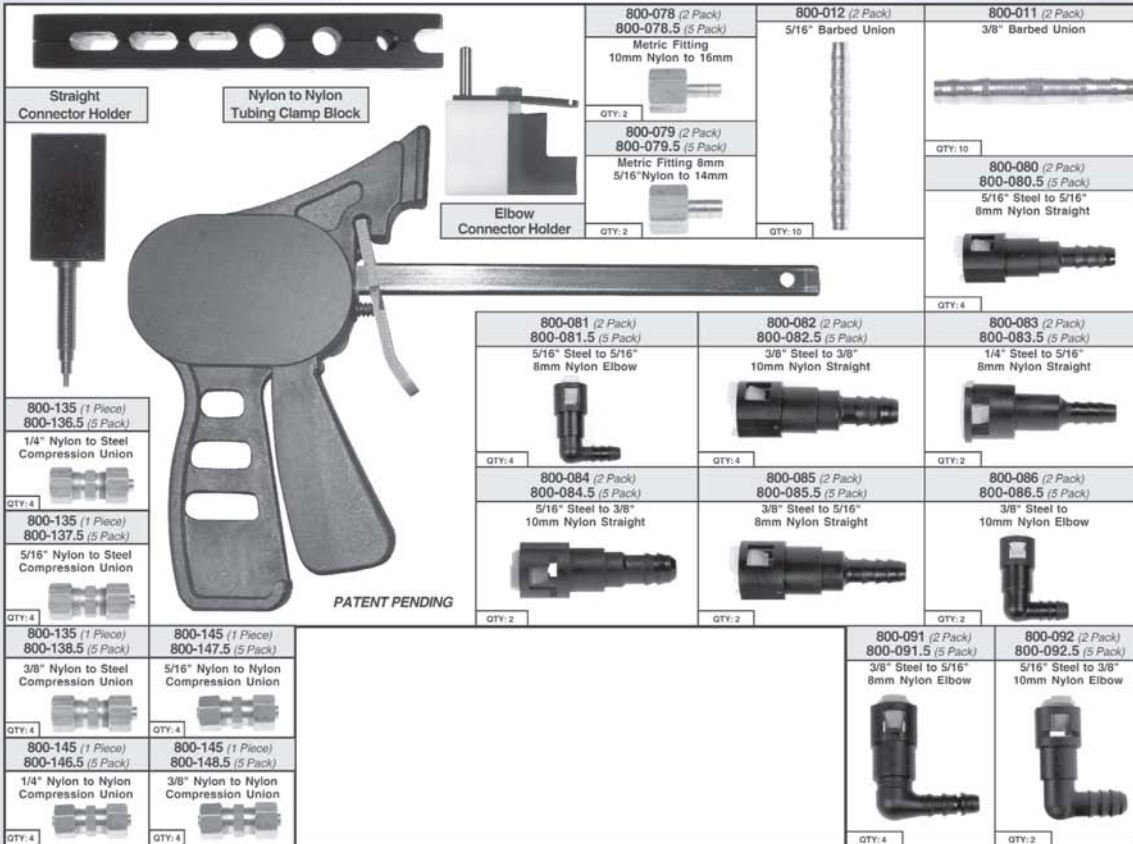
Part # 800-300*

QUICK DISCONNECT FUEL LINE REPAIR KIT

NEW!

SECTION
HP

• 26 SKUs, 104 pieces • Tray measures 16-1/2"W x 2"H x 13"D



Straight Connector Holder

Nylon to Nylon Tubing Clamp Block

Elbow Connector Holder

PATENT PENDING

800-078 (2 Pack) 800-078.5 (5 Pack) Metric Fitting 10mm Nylon to 16mm QTY: 2	800-012 (2 Pack) 5/16" Barbed Union QTY: 10	800-011 (2 Pack) 3/8" Barbed Union QTY: 10
800-079 (2 Pack) 800-079.5 (5 Pack) Metric Fitting 8mm 5/16" Nylon to 14mm QTY: 2	800-080 (2 Pack) 800-080.5 (5 Pack) 5/16" Steel to 5/16" 8mm Nylon Straight QTY: 4	
800-081 (2 Pack) 800-081.5 (5 Pack) 5/16" Steel to 5/16" 8mm Nylon Elbow QTY: 4	800-082 (2 Pack) 800-082.5 (5 Pack) 3/8" Steel to 3/8" 10mm Nylon Straight QTY: 4	800-083 (2 Pack) 800-083.5 (5 Pack) 1/4" Steel to 5/16" 8mm Nylon Straight QTY: 2
800-084 (2 Pack) 800-084.5 (5 Pack) 5/16" Steel to 3/8" 10mm Nylon Straight QTY: 2	800-085 (2 Pack) 800-085.5 (5 Pack) 3/8" Steel to 5/16" 8mm Nylon Straight QTY: 2	800-086 (2 Pack) 800-086.5 (5 Pack) 3/8" Steel to 10mm Nylon Elbow QTY: 2
800-135 (1 Piece) 800-136.5 (5 Pack) 1/4" Nylon to Steel Compression Union QTY: 4	800-135 (1 Piece) 800-137.5 (5 Pack) 5/16" Nylon to Steel Compression Union QTY: 4	800-135 (1 Piece) 800-138.5 (5 Pack) 3/8" Nylon to Steel Compression Union QTY: 4
800-145 (1 Piece) 800-146.5 (5 Pack) 1/4" Nylon to Nylon Compression Union QTY: 4	800-145 (1 Piece) 800-147.5 (5 Pack) 5/16" Nylon to Nylon Compression Union QTY: 4	800-145 (1 Piece) 800-148.5 (5 Pack) 3/8" Nylon to Nylon Compression Union QTY: 4
		800-091 (2 Pack) 800-091.5 (5 Pack) 3/8" Steel to 5/16" 8mm Nylon Elbow QTY: 4
		800-092 (2 Pack) 800-092.5 (5 Pack) 5/16" Steel to 3/8" 10mm Nylon Elbow QTY: 2

Value Packs



Part # 799-301 USS Grade 5 Standard Hardware Value Pack

- 14 SKUs, 96 pieces
- Tray measures 8-7/8" x 5-1/2" x 1"

SECTION 5

Hex Head Cap Screws: (6) 1/4"-20 x 3/4" • (6) 1/4"-20 x 1" • (4) 5/16"-18 x 1-1/2" • (4) 3/8"-16 x 1-1/2" • (3) 7/16"-14 x 2"

Hex Nuts: (12) 1/4"-20 • (8) 5/16"-18 • (4) 3/8"-16 • (3) 7/16"-14

Flat Washers: (8) 3/8" • (10) 5/16"

Split Lock Washers: (12) 1/4" • (8) 5/16" • (8) 3/8"



Part # 799-305 Metric Class 8 JIS Hardware Value Pack

- 15 SKUs, 128 pieces
- Tray measures 8-7/8" x 5-1/2" x 1"

SECTION 6

Hex Head Cap Screws: (8) M6-1.0 x 16mm • (8) M6-1.0 x 20mm • (6) M6-1.0 x 30mm • (6) M8-1.25 x 16mm • (4) M8-1.25 x 20mm • (10) M8-1.25 x 25mm • (4) M10-1.25 x 20mm • (2) M10-1.25 x 30mm • (2) M10-1.25 x 35mm

Hex Nuts: (16) M6-1.0 • (12) M8-1.25 • (4) M10-1.25

Flat Washers: (20) M6 • (16) M8 • (10) M10



Part # 799-310 Metric Class 8 DIN Hardware Value Pack

- 16 SKUs, 126 pieces
- Tray measures 8-7/8" x 5-1/2" x 1"

SECTION 6

Hex Head Cap Screws: (6) M6-1.0 x 10mm • (6) M6-1.0 x 12mm • (6) M6-1.0 x 16mm • (6) M6-1.0 x 20mm • (6) M6-1.0 x 25mm • (6) M6-1.0 x 30mm • (4) M8-1.25 x 20mm • (4) M8-1.25 x 25mm • (4) M8-1.25 x 30mm • (2) M10-1.50 x 30mm

Hex Nuts: (16) M6-1.0 • (6) M8-1.25 • (2) M10-1.50

Flat Washers: (30) M6 • (12) M8 • (10) M10



Part # 799-320 USS Grade 5 Standard Hardware Value Pack

- 31 SKUs, 366 pieces
- Tray measures 14-1/4" x 11-1/2" x 2-1/2"

SECTION 5

Hex Head Cap Screws: (20) 1/4"-20 x 3/4" • (12) 1/4"-20 x 1" • (12) 5/16"-18 x 3/4" • (12) 5/16"-18 x 1" • (10) 5/16"-18 x 2" • (6) 3/8"-16 x 1" • (6) 3/8"-16 x 1-1/4" • (10) 3/8"-16 x 1-1/2" • (12) 3/8"-16 x 2" • (8) 3/8"-16 x 2-1/2" • (8) 3/8"-16 x 3" • (6) 7/16"-14 x 1"

Hex Nuts: (20) 1/4"-20 • (12) 5/16"-18 • (16) 3/8"-16 • (10) 7/16"-14 • (6) 1/2"-13 • (4) 9/16" • (4) 5/8"-11

Flat Washers: (20) 1/4" • (20) 5/16" • (20) 3/8" • (16) 7/16" • (8) 1/2" • (6) 9/16"

Split Lock Washers: (16) 1/4" • (20) 5/16" • (12) 3/8" • (20) 7/16" • (6) 9/16" • (8) 5/8"



Part # 799-321 Class 8/8.8 Metric Hardware Value Pack

- 32 SKUs, 514 pieces
- Tray measures 14-1/4" x 11-1/2" x 2-1/2"

SECTION 6

Hex Head Cap Screws: (20) M4-.7 x 20mm • (20) M5-0.8 x 25mm • (20) M6-1.0 x 10mm • (20) M6-1.0 x 12mm • (20) M6-1.0 x 16mm • (20) M6-1.0 x 20mm • (12) M6-1.0 x 25mm • (12) M6-1.0 x 30mm • (12) M7-1.0 x 20mm • (8) M8-1.25 x 20mm • (6) M8-1.25 x 25mm • (6) M8-1.25 x 30mm • (16) M8-1.25 x 40mm • (6) M10-1.50 x 30mm

Hex Nuts: (20) M4-.7 • (20) M5-.8 • (20) M6-1.0 • (16) M7-1.0 • (12) M8-1.25 • (8) M10-1.50

Flat Washers: (20) M4 • (20) M5 • (20) M6 • (20) M7 • (12) M8 • (8) M10

Split Lock Washers: (20) M4 • (20) M5 • (20) M6 • (20) M7 • (20) M8 • (20) M10

Value Packs



Part # 799-323 E-Clips and Snap Rings Value Pack


- 16 SKUs, 305 pieces
- Tray measures 8-7/8" x 5-1/2" x 1"

E-Clips: (25) 1/8" • (25) 5/32" • (25) 3/16" • (25) 1/4" • (20) 5/16" • (20) 3/8" • (15) 1/2" • (10) 3/4"

Internal Snap Rings: (25) 1/4" • (20) 5/16" • (20) 3/8" • (15) 1/2"

External Snap Rings: (20) 3/8" • (15) 5/8" • (15) 3/4" • (10) 1"

SECTION
13




Part # 799-335 Washers Value Pack

- 8 SKUs, 94 pieces
- Tray measures 4-1/2" x 5-1/2" x 2-1/2"

Flat Washers: (16) 1/4" • (10) 5/16" • (8) 3/8" • (4) 7/16"

Split Washers: (20) 1/4" • (16) 5/16" • (12) 3/8" • (8) 1/2"

SECTION
5




Part # 799-350 Vacuum Caps Value Pack

- 6 SKUs, 30 pieces
- Tray measures 4-1/2" x 5-1/2" x 2-1/2"

Vacuum Caps: (5) 3/16" • (5) 7/32" • (5) 1/4" • (5) 5/16" • (5) 3/8" • (5) 5/32"

SECTION
7



Part # 799-355 Vacuum Connectors Value Pack

- 8 SKUs, 65 pieces
- Tray measures 4-1/2" x 5-1/2" x 2-1/2"

Tee Connectors: (5) 5/32" • (5) 3/16"

Y Connectors: (5) 3/16"

Straight Connectors: (10) 1/8" • (10) 3/16" • (10) 1/4" • (10) 1/4" x 1/8" • (10) 1/4" x 3/16"

SECTION
7



Part # 799-360 Home Assortment Value Pack

- 16 SKUs, over 360 pieces
- Tray measures 8-7/8" x 5-1/2" x 1"

Cup Hooks - Brass: (8) 7/8"

Push Pins: 15

Cup Hooks - White: (8) 7/8"

Thumb Tacks: 20

Picture Hangers 10 lbs.: 12

Plastic Anchors #4: (12) #8 w/Screws

Picture Hangers 20 lbs.: 12

Plastic Anchors #10: (8) #14 w/Screws

Brads & Nails: .05 lb - Brads 3/4" • .05 lb - Brads 1" • .05 lb - Brads 1-1/2" • Nails 5/8" • .05 lb - Nails 1" • Nails 1-1/2"

Sheet Metal Screws: (30) #6 x 1/2" • (9) #10 x 1-1/2"

Black Drywall Screws: (15) #6 x 1-5/8"

Wood Screws: (22) #8 x 1"



Part # 799-420 Cotter Pins Value Pack

- 7 SKUs, 106 pieces
- Tray measures 4-1/2" x 5-1/2" x 2-1/2"

Cotter Pins: (20) 1/16" x 1" • (16) 3/32" x 3/4" • (16) 3/32" x 1-1/2" • (16) 7/64" x 1" • (10) 1/8" x 1-1/2" • (20) 1/8" x 2" • (8) 5/32" x 1-1/2"

SECTION
4



Part # 799-430 Stove Bolts with Nuts Value Pack

- 13 SKUs, 108 pieces
- Tray measures 4-1/2" x 5-1/2" x 2-1/2"

Bolts: (6) #8-32 x 1/2" • (6) #8-32 x 3/4" • (6) #10-24 x 1" • (6) #10-24 x 1-1/2" • (4) 1/4"-20 x 1" • (4) 1/4"-20 x 1-1/2" • (4) 1/4"-20 x 2"

Hex Nuts: (12) #8-32 • (12) #10-24 • (12) 1/4"-20

Flat Washers: (12) #8 • (12) #10 • (12) 1/4"

SECTION
5



Part # 799-440 Clamps Value Pack

- 7 SKUs, 35 pieces
- Tray measures 4-1/2" x 5-1/2" x 2-1/2"

Hose Clamps (Fuel Injected): 5

Hose Clamps (Miniature): 5

Hose Clamps: (5) 17/32"-5/8"

Corbin Clamp: (5) 3/8" • (5) 9/16" • (5) 5/8" • (5) 1/2"

SECTION
14

Value Packs



Part # 799-445 Aluminum Rivets Value Pack

- 7 SKUs, 72 pieces
- Tray measures 4-1/2" x 5-1/2" x 2-1/2"

- Aluminum Rivets:**
- (12) 1/8" (.063-.125)
 - (12) 1/8" (.188-.250)
 - (12) 1/8" (.313-.375)
 - (10) 5/32" (.126-.187)
 - (10) 5/32" (.251-.375)
 - (8) 3/16" (.126-.250)
 - (8) 3/16" (.251-.375)

SECTION 20



Part # 799-450 Metric O-Rings Value Pack

- 8 SKUs, 172 pieces
- Tray measures 4-1/2" x 5-1/2" x 2-1/2"

Metric O-Rings:

- (24) 5mm ID x 9mm OD x 2mm
- (24) 6mm ID x 10mm OD x 2mm
- (24) 7mm ID x 11mm OD x 2mm
- (24) 8mm ID x 12mm OD x 2mm
- (20) 10mm ID x 14mm OD x 2mm
- (20) 10mm ID x 15mm OD x 2.5mm
- (24) 12mm ID x 17mm OD x 2.5mm
- (12) 14mm ID x 19mm OD x 2.5mm

SECTION 22



Part # 799-446 Rivet Assortment Value Pack

- 16 SKUs, 155 pieces
- Tray measures 8-7/8" x 5-1/2" x 1"

- Aluminum:** (12) 1/8" (.063-.125) • (12) 1/8" (.313-.375) • (10) 5/32" (.251-.375) • (10) 3/16" (.126-.250) • (10) 3/16" (.251-.375) • (10) 3/16" (.376-.500)

- Aluminum Large Flange:** (12) 1/8" (.188-.250) • (5) 3/16" (.251-.375)

- Steel:** (12) 1/8" (.063-.125) • (12) 1/8" (.126-.187) • (12) 1/8" (.188-.250) • (10) 1/8" (.251-.312) • (10) 3/16" (.126-.250) • (10) 3/16" (.251-.375)

- Nylon Rivet:** (6) 3/16" (.1875)

- Nylon Rivet Grip:** (2) 1/4" (5/32"-3/8")

SECTION 20



Part # 799-451 Standard O-Rings Value Pack

- 8 SKUs, 144 pieces
- Tray measures 4-1/2" x 5-1/2" x 2-1/2"

Standard O-Rings:

- (30) 1/4"ID x 3/8"OD x 1/16"
- (20) 5/16"ID x 7/16"OD x 1/16"
- (20) 5/16"ID x 1/2"OD x 3/32"
- (20) 3/8"ID x 9/16"OD x 3/32"
- (20) 7/16"ID x 5/8"OD x 3/32"
- (12) 1/2"ID x 11/16"OD x 3/32"
- (12) 9/16"ID x 3/4"OD x 3/32"
- (12) 9/16"ID x 3/4"OD x 3/32"
- (10) 5/8"ID x 13/16"OD x 3/32"

SECTION 3, 22

Value Pack

Metric O-Rings



Numbers On Kit	Sizes		Quantity In Kit	Numbers On Kit	Sizes		Quantity In Kit
	I/D	Section			I/D	Section	
R-01	3mm	1.5mm	20	R-17	20mm	3.5mm	10
R-02	4.4mm	2mm	20	R-18	22mm	3.5mm	10
R-03	5mm	2mm	18	R-19	23.5mm	3.5mm	10
R-04	7mm	1.5mm	23	R-20	25mm	3.5mm	10
R-05	10mm	1.5mm	23	R-21	26.5mm	3.5mm	10
R-06	13mm	1.5mm	23	R-22	28mm	3.5mm	10
R-07	10mm	2.5mm	14	R-23	30mm	3.5mm	10
R-08	11mm	2.5mm	13	R-24	31mm	3.5mm	10
R-09	13mm	2.5mm	14	R-25	33mm	3.5mm	10
R-10	14mm	2.5mm	13	R-26	34.5mm	3.5mm	10
R-11	16mm	2.5mm	14	R-27	36mm	3.5mm	10
R-12	18mm	2.5mm	14	R-28	38mm	3.5mm	10
R-13	19mm	2.5mm	13	R-29	41mm	3.5mm	10
R-14	21mm	2.5mm	14	R-30	44mm	3.5mm	10
R-15	22mm	2.5mm	13	R-31	47mm	3.5mm	10
R-16	18mm	3.5mm	10	R-32	50mm	3.5mm	10

PROFESSIONAL QUALITY BUNA-N (NITRILE) O-RINGS

Part # 799-452 Metric O-Rings Value Pack

- 32 SKUs, 419 pieces
- Tray measures 9-3/8"W x 1-3/4"H x 6-3/4"D

SECTION 22


799-452

419 Pieces


Value Packs

Value Pack

Standard O-Rings



Numbers On Kit	Nominal Sizes			Quantity In Kit	Numbers On Kit	Nominal Sizes			Quantity In Kit
	I/D	O/D	Section			I/D	O/D	Section	
R-01	1/8"	1/4"	1/16"	20	R-17	13/16"	1-1/16"	1/8"	10
R-02	3/16"	5/16"	1/16"	20	R-18	7/8"	1-1/8"	1/8"	10
R-03	1/4"	3/8"	1/16"	20	R-19	15/16"	1-3/16"	1/8"	10
R-04	5/16"	7/16"	1/16"	20	R-20	1"	1-1/4"	1/8"	10
R-05	3/8"	1/2"	1/16"	20	R-21	1-1/16"	1-5/16"	1/8"	10
R-06	1/2"	5/8"	1/16"	20	R-22	1-1/8"	1-3/8"	1/8"	10
R-07	3/8"	9/16"	3/32"	13	R-23	1-3/16"	1-7/16"	1/8"	10
R-08	7/16"	5/8"	3/32"	13	R-24	1-1/4"	1-1/2"	1/8"	10
R-09	1/2"	11/16"	3/32"	13	R-25	1-5/16"	1-9/16"	1/8"	10
R-10	9/16"	3/4"	3/32"	13	R-26	1-3/8"	1-5/8"	1/8"	10
R-11	5/8"	13/16"	3/32"	13	R-27	1-7/16"	1-11/16"	1/8"	10
R-12	11/16"	7/8"	3/32"	13	R-28	1-1/2"	1-3/4"	1/8"	10
R-13	3/4"	15/16"	3/32"	13	R-29	1-5/8"	1-7/8"	1/8"	10
R-14	13/16"	1"	3/32"	13	R-30	1-3/4"	2"	1/8"	10
R-15	7/8"	1-1/16"	3/32"	13	R-31	1-7/8"	2-1/8"	1/8"	10
R-16	3/4"	1"	1/8"	10	R-32	2"	2-1/4"	1/8"	10



**PROFESSIONAL QUALITY
BUNA-N (NITRILE)
O-RINGS**

SECTION
3, 22

799-453

407 Pieces



Stainless Steel Hardware

60 Pieces

799-500

Part # 799-500 Stainless Steel Hardware Value Pack

- 9 SKUs, 60 pieces
- Tray measures 4-1/2" x 5-1/2" x 2-1/2"
- Hex Head Cap Screws:** (4) 5/16"-18 x 1" • (6) 1/4"-20 x 1-1/2" • (4) 3/8"-16 x 1"
- Hex Nut:** (8) 5/16" • (10) 1/4" • (4) 3/8"
- Flat Washers:** (12) 1/4" • (8) 5/16" • (4) 3/8"

SECTION
21



Maintenance Hardware

102 Pieces

799-550

Part # 799-550 Maintenance Hardware Value Pack

- 7 SKUs, 102 pieces
- Tray measures 4-1/2" x 5-1/2" x 2-1/2"
- E-Clips Assortment:** 18
- Cotter Pins Assortment:** 16
- Roll Pins Assortment:** 12
- Speed Nuts Assortment:** 10
- Retaining Rings Assortment:** 18
- Hair Pins Assortment:** 18
- Push Nuts Assortment:** 10

SECTION
4, 12, 13, 20



Stainless Steel Sheet Metal Screws

79 Pieces

799-510

Part # 799-510 Stainless Steel Sheet Metal Screws Value Pack

- 8 SKUs, 79 pieces
- Tray measures 4-1/2" x 5-1/2" x 2-1/2"
- Stainless Steel Oval Head:** (15) #6 x 1/2" • (10) #8 x 1/2" • (10) #10 x 3/4" • (6) #14 x 1"
- Stainless Steel Pan Head:** (10) #6 x 3/4" • (10) #8 x 3/4" • (10) #10 x 1" • (8) #12 x 1"

SECTION
21

TECH TRAYS - EMPTY HARDWARE OPTIONS

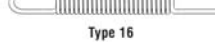
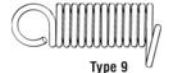
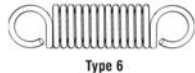
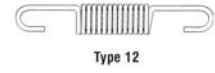
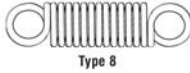
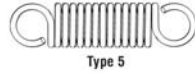
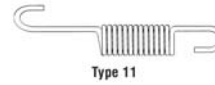
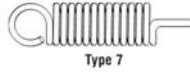

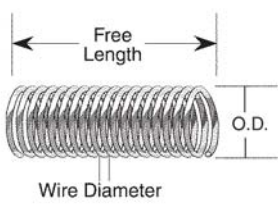
PART#	Description
99200	13-1/8" Width x 2-5/16" Height x 9" Depth, Adjustable Bins
99202	16-1/2" Width x 2-3/8" Height x 13" Depth w/Handle, 24-Bins
99223	13-1/8" Width x 2-5/16" Height x 9" Depth, 24-Bins
99239	13-1/8" Width x 2-5/16" Height x 9" Depth, 12-Bins
99252	11" Width x 1-3/4" Height x 6-3/4" Depth, 12-Bins
99253	11" Width x 1-3/4" Height x 6-3/4" Depth, 18-Bins



Section 2

2 Springs - Compression/Extension

Springs - Compression/Extension



Free Length	O.D.	Type	Description	Wire Dia.	Part # (Qty.)
1-25/32"	5/16"	6	Extension	.034"	070-084 (10)
1-7/8"	3/8"	9	Extension	.030"	071-003 (10)
2-1/32"	15/16"	1	Compression	.078"	070-042 (10)
2-21/32"	5/16"	5	Extension	.048"	070-081 (10)
2-23/32"	23/32"	7	Extension	.106"	070-058 (10)
3"	1/2"	1	Compression	.062"	070-024 (10)
3-1/4"	7/16"	5	Extension	.048"	070-080 (10)
3-3/16"	3/8"	6	Extension	.041"	070-031 (10)
3-55/64"	1/2"	6	Extension	.072"	070-063 (10)
3-7/8"	45/64"	6	Extension	.062"	070-039 (10)
4-3/32"	15/32"	22	Extension	.048"	071-004 (10)
4-29/64"	9/16"	11	Extension	.054"	070-116 (10)
4-5/8"	1/2"	12	Extension	.056"	071-002 (10)

Free Length	O.D.	Type	Description	Wire Dia.	Part # (Qty.)
5-1/2"	45/64"	18	Extension	.047"	071-008 (10)
5-3/4"	1/4"	6	Extension	.023"	070-043 (10)
5-7/8"	3/8"	12	Extension	.056"	070-120 (10)
6"	63/64"	6	Extension	.125"	070-055 (10)
6-3/8"	1/2"	12	Extension	.063"	070-118 (10)
6-9/16"	29/64"	8	Extension	.047"	070-015 (10)
7-15/16"	1"	6	Extension	.120"	070-056 (10)
8-7/16"	3/4"	16	Extension	.092"	071-005 (10)
9"	7/16"	20	Extension	.060"	071-011 (10)
10-3/4"	25/64"	15	Extension	.040"	071-001 (10)
17-1/2"	3/4"	16	Extension	.072"	071-010 (10)
18-3/8"	13/16"	19	Extension	.105"	071-009 (10)

DORMAN QUICK DISCONNECT HAS MOVED!

SEE DORMAN Hard Parts Catalog, DHP24011 and DORMAN OE Solutions™ Supplement, 2500019 for complete product information.

DORMAN CLAMSHELLS

Dorman® AutoGrade™ Hardware

WITH A NEW LOOK!

Size 5/16" x 24
Description HEX HEAD CAP SCREWS
Quantity QTY: 3
Vehicle Type FWD VEHICLES
Part Number 761-110
Reusable Package Top
Bilingual Front
Wrench Size 1.27 cm (1/2") Side


- Easily find the Dorman hardware you need
- Color-coded by product category
- Part number, size and description clearly displayed
- Cap screw and hex nut packages identify vehicle type and wrench size needed

Section 3

Oil Drain Plug and Gasket Tech Trays	30
O-Ring Value Packs	31
Oil Drain Plugs	32-39
EZ Drain Oil Drain Valves	39
Oil Drain Plug Repair	40
Pipe Plugs	40-42
Oil Drain Plug Gaskets	42-48
Oil Drain Plug and Gasket Applications	49-75
Oil Pan Bolt	75
Standard O-Rings	75
Control Cables	76
Cable Stops	76
Throttle Ball Joints and Linkages	76
Spherical Rod End Ball Joints	76
Carburetor and Throttle Rod Clips	76
Air Cleaner Hold-Downs	77
Air Cleaner Component Applications	77-81



NO-MESS OIL DRAIN VALVE



How It Works:

- Push up and twist orange knob to the right
- Drain oil into appropriate receptacle
- Push up and twist orange knob to the left to close the EZ Drain™ valve.
- Refill crankcase with oil.

See Page 39 for Size Listing • For Detailed Applications, See Pages 49-75

Look in Section 22 - the Carded Tites! Section

PAGES 434-436 *Oil Drain Plugs and Gaskets*



OIL-TITE!®

*Tites! aid customer self-selection with **carded** packages featuring lower quantities of parts.*

Keep Your Coverage Up-To-Date





















Oil Drain Plug Tech Trays

Part # 030-541

ASSORTED OIL DRAIN PLUG GASKETS TECH TRAY

SECTION
3

• 20 SKUs, 115 pieces • Tray measures 13-1/8"W x 2-5/16"H x 9"D























095-001 Copper 1/2" (M12)  Reorder Qty. 25 Assort. Qty. 5	095-014 Metal Crush 1/2"  Reorder Qty. 25 Assort. Qty. 15	097-003 Nylon 1 1/16"  Reorder Qty. 25 Assort. Qty. 5	097-016 Fiber M12  Reorder Qty. 25 Assort. Qty. 5	097-022 Nylon 1/2" (M12)  Reorder Qty. 10 Assort. Qty. 5	
095-002 Copper 5/8" (M16)  Reorder Qty. 25 Assort. Qty. 5	095-015 Aluminum 14.5mm  Reorder Qty. 15 Assort. Qty. 5	097-004 Nylon 3/4" (M18)  Reorder Qty. 25 Assort. Qty. 5	097-018 Fiber M18  Reorder Qty. 25 Assort. Qty. 5	097-025 Rubber/Metal 9/16"  Reorder Qty. 10 Assort. Qty. 5	
095-004 Copper 3/4"  Reorder Qty. 25 Assort. Qty. 5	097-001 Nylon 1/2" (M12)  Reorder Qty. 25 Assort. Qty. 5	097-005 Nylon 7/8" (M22)  Reorder Qty. 25 Assort. Qty. 5	097-019 Fiber M20  Reorder Qty. 25 Assort. Qty. 5	097-026 Fiber 9/16"  Reorder Qty. 25 Assort. Qty. 5	
095-010 Copper 9/16"  Reorder Qty. 25 Assort. Qty. 5	097-002 Nylon 5/8"  Reorder Qty. 25 Assort. Qty. 10	097-010 Nylon 9/16"  Reorder Qty. 25 Assort. Qty. 5	097-021 Rubber/Metal 1/2" (M12)  Reorder Qty. 25 Assort. Qty. 5	097-027 Fiber 1/2"  Reorder Qty. 25 Assort. Qty. 5	

Part # 030-539

OIL DRAIN PLUGS WITH GASKETS TECH TRAY

SECTION
3


• 22 SKUs, 44 pieces • Tray measures 13-1/8"W x 2-5/16"H x 9"D

090-005 1/2"-20 Standard  Reorder Qty. 5 Assort. Qty. 2	090-034 M12-1.75 Pilot Point  Reorder Qty. 5 Assort. Qty. 2	090-042 M18-1.5 Standard  Reorder Qty. 5 Assort. Qty. 2	090-055 M22-1.5 Standard  Reorder Qty. 5 Assort. Qty. 2	090-075 M14-1.5 Standard  Reorder Qty. 5 Assort. Qty. 2	090-088 M12-1.5 Standard  Reorder Qty. 5 Assort. Qty. 2
090-015 1/2"-20 Single Oversized  Reorder Qty. 5 Assort. Qty. 2	090-038 M12-1.25 Standard  Reorder Qty. 5 Assort. Qty. 2	090-049 M12-1.25 Pilot Point  Reorder Qty. 5 Assort. Qty. 2	090-058 1/2"-20 Pilot Point w/ Molded Gasket  Reorder Qty. 5 Assort. Qty. 2	090-076 M14-1.25 Pilot Point  Reorder Qty. 5 Assort. Qty. 2	090-098 M14-1.5 Pilot Point w/ Molded Gasket  Reorder Qty. 5 Assort. Qty. 2
090-031 1/2"-20 Double Oversized  Reorder Qty. 5 Assort. Qty. 2	090-039 M16.4-1.33 Standard  Reorder Qty. 5 Assort. Qty. 2	090-052 1/2"-20 Pilot Point  Reorder Qty. 5 Assort. Qty. 2	090-059 M12-1.75 Pilot Point w/ Molded Gasket  Reorder Qty. 5 Assort. Qty. 2	090-079 M12-1.75 Pilot Point w/ Inset Gasket  Reorder Qty. 5 Assort. Qty. 2	
090-033 M14-1.5 Standard  Reorder Qty. 5 Assort. Qty. 2	090-040 M20-1.5 Standard  Reorder Qty. 5 Assort. Qty. 2	090-053 M14-1.5 Pilot Point  Reorder Qty. 5 Assort. Qty. 2	090-060 M12-1.75 Pilot Point w/Inset Gasket  Reorder Qty. 5 Assort. Qty. 2	090-084 M16-1.5 Pilot Point  Reorder Qty. 5 Assort. Qty. 2	


O-Ring Value Packs

Value Pack

Standard O-Rings



Numbers On Kit	Nominal Sizes			Quantity In Kit	Numbers On Kit	Nominal Sizes			Quantity In Kit
	I/D	O/D	Section			I/D	O/D	Section	
R-01	1/8"	1/4"	1/16"	20	R-17	13/16"	1-1/16"	1/8"	10
R-02	3/16"	5/16"	1/16"	20	R-18	7/8"	1-1/8"	1/8"	10
R-03	1/4"	3/8"	1/16"	20	R-19	15/16"	1-3/16"	1/8"	10
R-04	5/16"	7/16"	1/16"	20	R-20	1"	1-1/4"	1/8"	10
R-05	3/8"	1/2"	1/16"	20	R-21	1-1/16"	1-5/16"	1/8"	10
R-06	1/2"	5/8"	1/16"	20	R-22	1-1/8"	1-3/8"	1/8"	10
R-07	3/8"	9/16"	3/32"	13	R-23	1-3/16"	1-7/16"	1/8"	10
R-08	7/16"	5/8"	3/32"	13	R-24	1-1/4"	1-1/2"	1/8"	10
R-09	1/2"	11/16"	3/32"	13	R-25	1-5/16"	1-9/16"	1/8"	10
R-10	9/16"	3/4"	3/32"	13	R-26	1-3/8"	1-5/8"	1/8"	10
R-11	5/8"	13/16"	3/32"	13	R-27	1-7/16"	1-11/16"	1/8"	10
R-12	11/16"	7/8"	3/32"	13	R-28	1-1/2"	1-3/4"	1/8"	10
R-13	3/4"	15/16"	3/32"	13	R-29	1-5/8"	1-7/8"	1/8"	10
R-14	13/16"	1"	3/32"	13	R-30	1-3/4"	2"	1/8"	10
R-15	7/8"	1-1/16"	3/32"	13	R-31	1-7/8"	2-1/8"	1/8"	10
R-16	3/4"	1"	1/8"	10	R-32	2"	2-1/4"	1/8"	10



**PROFESSIONAL QUALITY
BUNA-N (NITRILE)
O-RINGS**

799-453

407

Pieces

Part # 799-453
Standard O-Rings Value Pack


- 32 SKUs, 407 pieces
- Tray measures 9-3/8"W x 1-3/4"H x 6-3/4"D

SECTION
3, 22


3 O-Ring Value Packs

Value Pack

Metric O-Rings



Numbers On Kit	Sizes		Quantity In Kit	Numbers On Kit	Sizes		Quantity In Kit
	I/D	Section			I/D	Section	
R-01	3mm	1.5mm	20	R-17	20mm	3.5mm	10
R-02	4.4mm	2mm	20	R-18	22mm	3.5mm	10
R-03	5mm	2mm	18	R-19	23.5mm	3.5mm	10
R-04	7mm	1.5mm	23	R-20	25mm	3.5mm	10
R-05	10mm	1.5mm	23	R-21	26.5mm	3.5mm	10
R-06	13mm	1.5mm	23	R-22	28mm	3.5mm	10
R-07	10mm	2.5mm	14	R-23	30mm	3.5mm	10
R-08	11mm	2.5mm	13	R-24	31mm	3.5mm	10
R-09	13mm	2.5mm	14	R-25	33mm	3.5mm	10
R-10	14mm	2.5mm	13	R-26	34.5mm	3.5mm	10
R-11	16mm	2.5mm	14	R-27	36mm	3.5mm	10
R-12	18mm	2.5mm	14	R-28	38mm	3.5mm	10
R-13	19mm	2.5mm	13	R-29	41mm	3.5mm	10
R-14	21mm	2.5mm	14	R-30	44mm	3.5mm	10
R-15	22mm	2.5mm	13	R-31	47mm	3.5mm	10
R-16	18mm	3.5mm	10	R-32	50mm	3.5mm	10



**PROFESSIONAL QUALITY
BUNA-N (NITRILE)
O-RINGS**

799-452

419

Pieces

Part # 799-452
Metric O-Rings Value Pack

- 32 SKUs, 419 pieces
- Tray measures 9-3/8"W x 1-3/4"H x 6-3/4"D

SECTION
22



Metric O-Rings



172

Pieces

799-450

Part # 799-450
Metric O-Rings Value Pack

- 8 SKUs, 172 pieces
- Tray measures 4-1/2" x 5-1/2" x 2-1/2"

Metric O-Rings:

- (24) 5mm ID x 9mm OD x 2mm
- (24) 6mm ID x 10mm OD x 2mm
- (24) 7mm ID x 11mm OD x 2mm
- (24) 8mm ID x 12mm OD x 2mm
- (20) 10mm ID x 14mm OD x 2mm
- (20) 10mm ID x 15mm OD x 2.5mm
- (24) 12mm ID x 17mm OD x 2.5mm
- (12) 14mm ID x 19mm OD x 2.5mm



Standard O-Rings



144

Pieces

799-451

Part # 799-451
Standard O-Rings Value Pack

- 8 SKUs, 144 pieces
- Tray measures 4-1/2" x 5-1/2" x 2-1/2"

Standard O-Rings:

- (30) 1/4"ID x 3/8"OD x 1/16"
- (20) 5/16"ID x 7/16"OD x 1/16"
- (20) 5/16"ID x 1/2"OD x 3/32"
- (20) 3/8"ID x 9/16"OD x 3/32"
- (20) 7/16"ID x 5/8"OD x 3/32"
- (12) 1/2"ID x 11/16"OD x 3/32"
- (12) 9/16"ID x 3/4"OD x 3/32"
- (12) 9/16"ID x 3/4"OD x 3/32"
- (10) 5/8"ID x 13/16"OD x 3/32"

SECTION
3, 22

Oil Drain Plugs

090-005 (5)



1/2"-20
Standard

Under-Head Length	Head Size	Head Style
0.514"	7/8"	Hex

090-006 (5)



5/8"-18
Standard

Under-Head Length	Head Size	Head Style
0.500"	7/8"	Hex

090-008 (5)



3/4"-16
Standard

Under-Head Length	Head Size	Head Style
0.472"	1"	Hex

090-010 (5)



7/8"-14
Standard

Under-Head Length	Head Size	Head Style
0.404"	1-1/8"	Hex

090-011 (5)



7/8"-18
Standard

Under-Head Length	Head Size	Head Style
5/8"	1-1/8"	Hex

090-015 (5)



1/2"-20 S.O.
Single Oversize

Under-Head Length	Head Size	Head Style
0.725"	3/4"	Hex

090-016 (5)



5/8"-18 S.O.
Single Oversize

Under-Head Length	Head Size	Head Style
9/16"	7/8"	Hex

090-017 (5)



11/16"-20 S.O.
Single Oversize

Under-Head Length	Head Size	Head Style
0.563"	1"	Hex

090-018 (5)



7/8"-16
Standard

Under-Head Length	Head Size	Head Style
0.398"	1-1/8"	Hex

090-020 (5)



3/4"-16 S.O.
Single Oversize

Under-Head Length	Head Size	Head Style
5/8"	1"	Hex

090-021 (5)



7/8"-14 S.O.
Single Oversize

Under-Head Length	Head Size	Head Style
0.590"	1-1/8"	Hex

090-024 (5)



5/8"-18
Standard

Under-Head Length	Head Size	Head Style
0.515"	9/16"	Flanged Hex

Oil Drain Plugs

090-027 (5)



1"-20
Standard

Under-Head Length	Head Size	Head Style
7/16"	3/4"	Flanged Square

090-030 (5)



9/16"-18
Standard

Under-Head Length	Head Size	Head Style
0.377"	3/4"	Hex

090-031 (5)



1/2"-20 D.O.
Double Oversize

Under-Head Length	Head Size	Head Style
0.5625"	3/4"	Hex

090-032 (5)



1/2"-20 T.O.
Triple Oversize

Under-Head Length	Head Size	Head Style
0.538"	3/4"	Hex

090-033 (5)



M14-1.50
Standard

Under-Head Length	Head Size	Head Style
15mm	17mm	Flanged Hex

090-034 (5)



M12-1.75
Pilot Point

Under-Head Length	Head Size	Head Style
27mm	15mm	Flanged Hex

090-035 (5)



1/2"-20 S.O.
Single Oversize Piggyback

Under-Head Length	Head Size	Head Style
0.549"	3/4"	Hex

090-036 (5)



M14-1.50
Magnetic

Under-Head Length	Head Size	Head Style
24.71mm	14mm	Flanged Hex

090-038 (5)



M12-1.25
Standard

Under-Head Length	Head Size	Head Style
12mm	14mm	Flanged Hex

090-039 (5)



M16.4-1.33
Standard

Under-Head Length	Head Size	Head Style
12mm	21mm	Flanged Hex

090-040 (5)



M20-1.50
Standard

Under-Head Length	Head Size	Head Style
13mm	17mm	Flanged Hex

090-041 (5)



M25-1.50
Standard

Under-Head Length	Head Size	Head Style
13mm	24mm	Flanged Hex

Oil Drain Plugs

090-042 (5)



M18-1.50
Standard

Under-Head Length	Head Size	Head Style
12mm	19mm	Flanged Hex

090-043 (5)



1/2"-20
Magnetic

Under-Head Length	Head Size	Head Style
3/8"	0.742"	Hex

090-045 (5)



1/2"-20 D.O.
Double Oversize Piggyback

Under-Head Length	Head Size	Head Style
0.626"	3/4"	Hex

090-048 (3)



1/2"-20
Piggyback - Transmission

Under-Head Length	Head Size	Head Style
9/16"	3/4"	Hex

090-049 (5)



M12-1.25
Pilot Point

Under-Head Length	Head Size	Head Style
19.62mm	13mm	Flanged Hex

090-050 (5)



M12-1.75
Magnetic

Under-Head Length	Head Size	Head Style
24mm	15mm	Flanged Hex

090-051 (5)



1/2"-20 S.O.
Single Oversize Magnetic

Under-Head Length	Head Size	Head Style
0.898"	3/4"	Flanged Hex

090-052 (5)



1/2"-20
Pilot Point

Under-Head Length	Head Size	Head Style
7/8"	9/16"	Flanged Hex

090-053 (5)



M14-1.50
Pilot Point

Under-Head Length	Head Size	Head Style
21.78mm	16mm	Flanged Hex

090-054 (5)



M16-1.50
Standard

Under-Head Length	Head Size	Head Style
13mm	17mm	Flanged Hex

090-055 (3)



M22-1.50
Standard

Under-Head Length	Head Size	Head Style
17mm	19mm	Flanged Hex

090-056 (5)



3/8"-19 BPT
Pilot Point

Length	Head Size	Description
0.856"	11/16"	Flanged Hex

Oil Drain Plugs

090-057 (3)



1/2" M12
Universal

Under-Head Length	Head Size	Head Style
N/A	N/A	N/A

090-058 (5)



1/2"-20
Pilot Point with Molded Gasket

Under-Head Length	Head Size	Head Style
13/16"	5/8"	Flanged Hex

090-059 (5)



M12-1.75
Pilot Point with Molded Gasket

Under-Head Length	Head Size	Head Style
21mm	15mm	Flanged Hex

090-060 (5)



M12-1.75
Pilot Point with Inset Gasket

Under-Head Length	Head Size	Head Style
21mm	14mm	Flanged Hex

090-061 (3)



M22-1.50
Standard

Under-Head Length	Head Size	Head Style
15mm	30mm	Hex

090-062 (3)



3/4"
Rubber Differential

Under-Head Length	Head Size	Head Style
N/A	N/A	N/A

090-063 (1)



M85-2.50
Standard
Image not shown full size.

Under-Head Length	Head Size	Head Style
13.98mm	24mm	Hex

090-064 (3)



5/8"/M16
Universal

Under-Head Length	Head Size	Head Style
N/A	N/A	N/A

090-066 (5)



M12-1.75
Standard

Under-Head Length	Head Size	Head Style
14.85mm	13mm	Flanged Hex

090-069 (5)



11/16"-16
Standard

Under-Head Length	Head Size	Head Style
1/2"	13/16"	Hex

090-074 (3)



3/4"-16
Magnetic

Under-Head Length	Head Size	Head Style
3/4"	1"	Hex

090-075 (5)



M14-1.50
Standard

Under-Head Length	Head Size	Head Style
10.10mm	17mm	Flanged Hex

Oil Drain Plugs

090-076 (5)



M14-1.25
Pilot Point

Under-Head Length	Head Size	Head Style
21.02mm	15mm	Flanged Hex

090-078 (5)



M10-1.50
Transmission

Under-Head Length	Head Size	Head Style
9mm	14mm	Flanged Hex

090-079 (5)



M12-1.75
Pilot Point with Inset Gasket

Under-Head Length	Head Size	Head Style
25.05mm	15mm	Flanged Hex

090-080 (3)



1/2" to 3/4" or M12 to M18
Universal
Image shown at reduced size.

Under-Head Length	Head Size	Head Style
N/A	N/A	N/A

090-081 (5)



M12-1.75 S.O.
Single Oversize

Under-Head Length	Head Size	Head Style
21.26mm	15mm	Flanged Hex

090-082 (5)



M14-1.50 S.O.
Single Oversize

Under-Head Length	Head Size	Head Style
20.58mm	18mm	Flanged Hex

090-083 (5)



M20-1.50
Transmission

Under-Head Length	Head Size	Head Style
21mm	15mm	Flanged Hex

090-084 (5)



M16-1.50
Pilot Point

Under-Head Length	Head Size	Head Style
22.15mm	13mm	Flanged Hex

090-085 (5)



5/8"-18 S.O.
Single Oversize Piggyback

Under-Head Length	Head Size	Head Style
5/8"	15/16"	Hex

090-086 (5)



M12-1.25 S.O.
Single Oversize Piggyback

Under-Head Length	Head Size	Head Style
15mm	19mm	Hex

090-087 (5)



M14-1.50 S.O.
Single Oversize Piggyback

Under-Head Length	Head Size	Head Style
15mm	24mm	Hex

090-088 (5)



M12-1.50
Standard

Under-Head Length	Head Size	Head Style
18.5mm	17mm	Hex

Oil Drain Plugs

090-089 (5)



M12-1.50
Pilot Point

Under-Head Length	Head Size	Head Style
26mm	15mm	Flanged Hex

090-091 (5) **NEW!**



M12-1.75
Magnetic

Under-Head Length	Head Size	Head Style
30.22mm	15mm	Flanged Hex

090-098 (5)



M14-1.50
Pilot Point with Molded Gasket

Under-Head Length	Head Size	Head Style
18mm	17mm	Hex

090-099 (5)



M26-1.50
Standard

Under-Head Length	Head Size	Head Style
13.80mm	14mm	C.S. Hex

090-102 (3)



M32-1.50
Standard

Under-Head Length	Head Size	Head Style
14mm	17mm	Flanged Hex


090-105 (5)



M18-1.50
Pilot Point

Under-Head Length	Head Size	Head Style
25.81mm	19mm	Flanged Hex

090-111 (5)



1"-18
Standard

Under-Head Length	Head Size	Head Style
0.626"	1-1/4"	Hex

090-114 (5)



M18-1.50
Magnetic

Under-Head Length	Head Size	Head Style
24.05mm	19mm	Flanged Hex

090-115 (5) **NEW!**



M14-1.50
Pilot Point

Under-Head Length	Head Size	Head Style
21.13mm	13mm	Flanged Hex

090-149 (5)



M14-1.25
Magnetic

Under-Head Length	Head Size	Head Style
17mm	19mm	Hex

090-151 (5) **NEW!**



M22-1.50
Standard

Under-Head Length	Head Size	Head Style
19mm	10.5mm	CS Hex

090-153 (5) **NEW!**



M12-1.75
Pilot Point with Molded Gasket

Under-Head Length	Head Size	Head Style
28.4mm	15mm	Flanged Hex

Oil Drain Plugs

090-154 (5)



M14-1.50
Standard

Under-Head Length	Head Size	Head Style
12.32mm	19mm	Hex

090-156 (5)

NEW!



M12-1.75
Pilot Point

Under-Head Length	Head Size	Head Style
24mm	13mm	Flanged Hex

090-161 (5)

NEW!



M14-1.50
Pilot Point

Under-Head Length	Head Size	Head Style
21.34mm	16mm	Flanged Hex

090-162 (5)

NEW!



M14-1.50
Standard w/Inset Gasket

Under-Head Length	Head Size	Head Style
10mm	25.2mm	Countersunk Star Drive

090-163 (5)

NEW!



M26-1.50
Standard

Under-Head Length	Head Size	Head Style
16mm	17mm	Hex

090-164 (5)

NEW!



M14-1.50
Standard

Under-Head Length	Head Size	Head Style
24mm	13mm	Hex

090-165 (5)

NEW!



M12-1.50
Standard

Under-Head Length	Head Size	Head Style
10.50mm	17mm	6mm C.S. Hex

090-167 (5)

NEW!



M18-1.50
Standard

Under-Head Length	Head Size	Head Style
18mm	17mm	Hex

090-168 (5)

NEW!



M20-2.50
Standard

Under-Head Length	Head Size	Head Style
17mm	30mm	Hex

090-169 (5)

NEW!



M14-1.50
Standard

Under-Head Length	Head Size	Head Style
16mm	19mm	Hex

090-170 (5)

NEW!



M14-1.50
Standard

Under-Head Length	Head Size	Head Style
18mm	19mm	Hex

090-171 (5)

NEW!



M14-1.50
Pilot Point w/Floating Washer

Under-Head Length	Head Size	Head Style
22mm	19mm	Hex

Oil Drain Plugs

090-172 (1)

NEW!



M14-1.50

Pilot Point Molded Gasket

Under-Head Length	Head Size	Head Style
19.40mm	28mm	Hex- 12.75mm

090-173 (1)

NEW!



M18-1.50

Pilot Point Molded Gasket

Under-Head Length	Head Size	Head Style
18.70mm	31.25mm	Square Countersunk- 9.75mm



NEW!

Part # (Qty.)	Size
092-001 (1)	1/2"-20
092-002 (1)	3/4"-16
092-003 (1)	M12-1.25
092-004 (1)	M12-1.50
092-005 (1)	M12-1.75
092-006 (1)	M14-1.25
092-007 (1)	M14-1.50
092-008 (1)	M16-1.50
092-009 (1)	M18-1.50
092-010 (1)	M20-1.50
092-011 (1)	M22-1.50
092-012 (1)	M25-1.50
092-013 (1)	M26-1.50

3
Oil Drain Plug Size Listing

Oil Drain Plug Size Listing

*** NEW!**

For detailed applications, see pages 49-75.
See page 29 for advertisement.

Thread Size	Description	Under-Head Length	Head Size	Head Style	Part # (Qty.)	Thread Size	Description	Under-Head Length	Head Size	Head Style	Part # (Qty.)
3/8"-19 BPT	Pilot Point	0.856"	11/16"	Flanged Hex	090-056 (5)	M12-1.75	Pilot Point Inset Gasket	21mm	14mm	Flanged Hex	090-060 (5)
1/2"/M12	Universal	N/A	N/A	N/A	090-057 (3)	M12-1.75	Pilot Point Inset Gasket	25.05mm	15mm	Flanged Hex	090-079 (5)
1/2" to 3/4" or M12 to M18	Universal	N/A	N/A	N/A	090-080 (3)	M12-1.75	Pilot Point Molded Gasket	21mm	15mm	Flanged Hex	090-059 (5)
1/2"-20	Magnetic	3/8"	0.742"	Hex	090-043 (5)	M12-1.75	Standard	14.85mm	13mm	Flanged Hex	090-066 (5)
1/2"-20	Pilot Point	7/8"	9/16"	Flanged Hex	090-052 (5)	M12-1.75 S.O.	Oversize	21.26mm	15mm	Flanged Hex	090-081 (5)
1/2"-20	Pilot Point Molded Gasket	13/16"	5/8"	Flanged Hex	090-058 (5)	M14-1.25	Magnetic	17mm	19mm	Hex	090-149 (5)
1/2"-20	Standard	0.514"	7/8"	Hex	090-005 (5)	M14-1.25	Pilot Point w/Gasket	21.02mm	15mm	Flanged Hex	090-076 (5)
1/2"-20 S.O.	Magnetic	0.898"	3/4"	Flanged Hex	090-051 (5)	M14-1.50	Standard	12.32mm	19mm	Hex	090-154 (5)
1/2"-20 S.O.	Oversize	0.725"	3/4"	Hex	090-015 (5)	M14-1.50	Magnetic	24.71mm	14mm	Flanged Hex	090-036 (5)
1/2"-20 S.O.	Piggyback	0.549"	3/4"	Hex	090-035 (5)	M14-1.50	Pilot Point	21.13mm	13mm	Flanged Hex	090-115 (5)
1/2"-20 D.O.	Oversize	0.5625"	3/4"	Hex	090-031 (5)	M14-1.50	Pilot Point	21.34mm	16mm	Flanged Hex	090-161 (5)
1/2"-20 D.O.	Piggyback	0.626"	3/4"	Hex	090-045 (5)	M14-1.50	Pilot Point	21.78mm	16mm	Flanged Hex	090-053 (5)
1/2"-20 T.O.	Oversize	0.538"	3/4"	Hex	090-032 (5)	M14-1.50	Pilot Point Molded Gasket	18mm	17mm	Hex	090-098 (5)
9/16"-18	Standard	0.377"	3/4"	Hex	090-030 (5)	M14-1.50	Pilot Point Molded Gasket	19.40mm	28mm	Hex	090-172 (1)*
5/8"/M16	Universal	N/A	N/A	N/A	090-064 (3)	M14-1.50	Pilot Point w/Floating Washer	22mm	19mm	Hex	090-171 (5)*
5/8"-18	Standard	0.500"	7/8"	Hex	090-006 (5)	M14-1.50	Standard	10.10mm	17mm	Flanged Hex	090-075 (5)
5/8"-18	Standard	0.515"	9/16"	Flanged Hex	090-024 (5)	M14-1.50	Standard	15mm	17mm	Flanged Hex	090-033 (5)
5/8"-18 S.O.	Oversize	9/16"	7/8"	Hex	090-016 (5)	M14-1.50	Standard	16mm	19mm	Hex	090-169 (5)*
5/8"-18 S.O.	Piggyback	5/8"	15/16"	Hex	090-085 (5)	M14-1.50	Standard	18mm	19mm	Hex	090-170 (5)*
1/2"-20	Piggyback - Transmission	9/16"	3/4"	Hex	090-048 (3)	M14-1.50	Standard	24mm	13mm	Hex	090-164 (5)*
11/16"-16	Standard	1/2"	13/16"	Hex	090-069 (5)	M14-1.50	Standard Inset Gasket	10mm	25.2mm	Countersunk Star Drive	090-162 (5)*
11/16"-20 S.O.	Oversize	0.563"	1"	Hex	090-017 (5)	M14-1.50 S.O.	Oversize	20.58mm	18mm	Flanged Hex	090-082 (5)
3/4"	Rubber Differential	N/A	N/A	N/A	090-062 (3)	M14-1.50 S.O.	Piggyback	15mm	24mm	Hex	090-087 (5)
3/4"-16	Magnetic	3/4"	1"	Hex	090-074 (3)	M16-4-1.33	Standard	12mm	21mm	Flanged Hex	090-039 (5)
3/4"-16	Standard	0.472"	1"	Hex	090-008 (5)	M16-1.50	Pilot Point	22.15mm	13mm	Flanged Hex	090-084 (5)
3/4"-16 S.O.	Oversize	5/8"	1"	Hex	090-020 (5)	M16-1.50	Standard	13mm	17mm	Flanged Hex	090-054 (5)
7/8"-14	Standard	0.404"	1-1/8"	Hex	090-010 (5)	M18-1.50	Magnetic	24.05mm	19mm	Flanged Hex	090-114 (5)
7/8"-14 S.O.	Oversize	0.590"	1-1/8"	Hex	090-021 (5)	M18-1.50	Pilot Point	25.81mm	19mm	Flanged Hex	090-105 (5)
7/8"-16	Standard	0.398"	1-1/8"	Hex	090-018 (5)	M18-1.50	Pilot Point Molded Gasket	18.70mm	31.25mm	Square Countersunk	090-173 (1)*
7/8"-18	Standard	5/8"	1-1/8"	Hex	090-011 (5)	M18-1.50	Standard	12mm	19mm	Flanged Hex	090-042 (5)
1"-18	Standard	0.626"	1-1/4"	Hex	090-111 (5)	M18-1.50	Standard	18mm	17mm	Hex	090-167 (5)*
1"-20	Standard	7/16"	3/4"	Flanged Square	090-027 (5)	M20-1.50	Standard	13mm	17mm	Flanged Hex	090-040 (5)
M10-1.50	Transmission	9mm	14mm	Flanged Hex	090-078 (5)	M20-1.50	Transmission	21mm	15mm	Flanged Hex	090-083 (5)
M12-1.25	Pilot Point	19.62mm	13mm	Flanged Hex	090-049 (5)	M20-2.50	Standard	17mm	30mm	Hex	090-168 (5)*
M12-1.25	Standard	12mm	14mm	Flanged Hex	090-038 (5)	M22-1.50	Standard	19mm	10.5mm	C.S. Hex	090-151 (5)
M12-1.25 S.O.	Piggyback	15mm	19mm	Hex	090-086 (5)	M22-1.50	Standard	15mm	30mm	Hex	090-061 (3)
M12-1.50	Pilot Point	26mm	15mm	Flanged Hex	090-089 (5)	M22-1.50	Standard	17mm	19mm	Flanged Hex	090-055 (3)
M12-1.50	Standard	10.50mm	17mm	6mm C.S. Hex	090-165 (5)*	M25-1.50	Standard	13mm	24mm	Flanged Hex	090-041 (5)
M12-1.50	Standard	18.5mm	17mm	Hex	090-088 (5)	M26-1.50	Standard	13.80mm	14mm	C.S. Hex	090-099 (5)
M12-1.50	Oversize	12mm	17mm	Hex	090-174 (5)*	M26-1.50	Standard	16mm	17mm	Hex	090-163 (5)*
M12-1.75	Pilot Point Molded Gasket	28.4mm	15mm	Flanged Hex	090-153 (5)	M32-1.50	Standard	14mm	17mm	Flanged Hex	090-102 (3)
M12-1.75	Magnetic	30.22mm	15mm	Flanged Hex	090-091 (5)	M85-2.50	Standard	13.98mm	24mm	Hex	090-063 (1)
M12-1.75	Magnetic	24mm	15mm	Flanged Hex	090-050 (5)						
M12-1.75	Pilot Point	24mm	13mm	Flanged Hex	090-156 (5)*						
M12-1.75	Pilot Point	27mm	15mm	Flanged Hex	090-034 (5)						

Oil Drain Plug Repair

- Exclusive patented winged drain plug is used when the oil pan nut or flange is broken or missing.
- **Eliminating the need to replace the pan** part number **090-080** is a time and money saver for pans with 1/2" to 3/4" or 12mm to 18mm drain holes. Requires no tools to install.

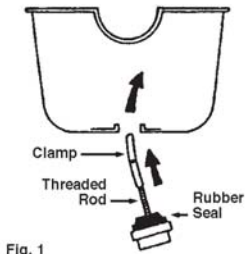


Fig. 1

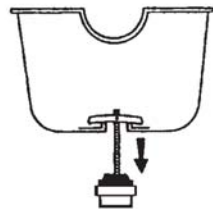


Fig. 2

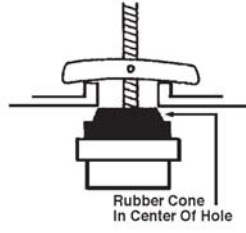


Fig. 3

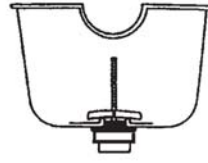


Fig. 4



090-080

CAUTION:

DO NOT use on Honda or Volkswagen. Make sure threaded bolt will not contact any internal parts before installation. Bolt enters oil pan 1-7/8".

Pipe Plugs

090-001 (5)



3/8"-18 NPT
Square

Length	Head Size
7/16"	7/16"

090-002 (5)



1/2"-14 NPT
Square

Length	Head Size
9/16"	9/16"

090-019 (5)



3/8"-18 NPT
C.S. Square

Length	Head Size
7/16"	5/16"

090-022 (5)



1/2"-14 NPT
C.S. Hex

Length	Head Size
9/16"	3/8"

090-026 (5)



1/4"-18 NPT
C.S. Hex

Length	Head Size
7/16"	1/4"

090-028 (5)



3/8"-18 NPT
C.S. Hex

Length	Head Size
7/16"	5/16"

090-046 (5)



1/8"-27 NPT
C.S. Hex

Length	Head Size
5/16"	3/16"

090-047 (5)



3/8"-18 NPTF
C.S. Hex

Length	Head Size	Description
7/16"	5/16"	Pilot Point

090-068 (5)



1/4"-18 NPT
C.S. Hex

Length	Head Size
7/16"	1/4"

Pipe Plugs

090-070 (5)



1/8"-27 NPT
Hex

Length	Head Size
0.450"	1/2"

090-071 (5)



1/4"-18 NPT
C.S. Square

Length	Head Size	Description
7/16"	1/4"	with sealer

090-072 (5)



3/4"-14 NPT
C.S. Hex

Length	Head Size
5/8"	9/16"

090-073 (5)



1/16"-27 NPT
Hex

Length	Head Size	Description
3/8"	5/16"	with sealer

090-077 (5)



3/8"-18 NPT
C.S. Square

Length	Head Size	Description
7/16"	5/16"	with metering hole

090-092 (5)



1/2"-14 NPT
C.S. Square

Length	Head Size
9/16"	3/8"

090-097 (5)



1/2"-14 NPT
C.S. Square

Length	Head Size	Description
5/8"	3/8"	Aluminum

090-100 (5)



1/2"-14 NPT
C.S. Square

Length	Head Size	Description
5/8"	3/8"	Magnetic

090-101 (5)



3/4"-14 NPT
C.S. Square

Length	Head Size	Description
5/8"	1/2"	Magnetic

090-106 (5)



M8-1.0
C.S. Square

Length	Head Size	Description
8mm	4mm	with sealer

090-107 (5)



M10-1.0
C.S. Square

Length	Head Size	Description
8mm	5mm	with sealer

090-108 (5)



M12-1.50
C.S. Square

Length	Head Size	Description
10mm	6mm	with sealer

090-109 (5)



M14-1.50
C.S. Hex

Length	Head Size	Description
10mm	7mm	with sealer

090-110 (5)



M16-1.50
C.S. Hex

Length	Head Size	Description
10mm	8mm	with sealer

Pipe Plug Size Listing

3
Pipe Plug Size Listing

Thread Size	Length	Head Size	Head Style	Part # (Qty.)
1/16"-27 NPT	3/8"	5/16"	Hex	090-073 (5)
1/8"-27 NPT	0.450"	1/2"	Hex	090-070 (5)
1/8"-27 NPT	5/16"	3/16"	C.S. Hex	090-046 (5)
1/8"-27 NPT	5/16"	3/16"	C.S. Hex	090-065 (5)
1/4"-18 NPT	7/16"	1/4"	C.S. Hex	090-026 (5)
1/4"-18 NPT	7/16"	1/4"	C.S. Hex	090-068 (5)
1/4"-18 NPT	7/16"	1/4"	C.S. Square	090-067 (5)
1/4"-18 NPT	7/16"	1/4"	C.S. Square	090-071 (5)
3/8"-18 NPT	7/16"	7/16"	Square	090-001 (5)
3/8"-18 NPT	7/16"	5/16"	C.S. Square	090-019 (5)
3/8"-18 NPT	7/16"	5/16"	C.S. Hex	090-028 (5)
3/8"-18 NPT	7/16"	5/16"	C.S. Square	090-077 (5)
3/8"-18 NPTF	7/16"	5/16"	C.S. Hex	090-047 (5)

Thread Size	Length	Head Size	Head Style	Part # (Qty.)
1/2"-14 NPT	5/8"	3/8"	C.S. Square	090-097 (5)
1/2"-14 NPT	5/8"	3/8"	C.S. Square	090-100 (5)
1/2"-14 NPT	9/16"	9/16"	Square	090-002 (5)
1/2"-14 NPT	9/16"	3/8"	C.S. Hex	090-022 (5)
1/2"-14 NPT	9/16"	3/8"	C.S. Square	090-092 (5)
3/4"-14 NPT	5/8"	9/16"	C.S. Hex	090-072 (5)
3/4"-14 NPT	5/8"	1/2"	C.S. Square	090-101 (5)
M8-1.0	8mm	4mm	C.S. Square	090-106 (5)
M10-1.0	8mm	5mm	C.S. Square	090-107 (5)
M12-1.50	10mm	6mm	C.S. Square	090-108 (5)
M14-1.50	10mm	7mm	C.S. Hex	090-109 (5)
M16-1.50	10mm	8mm	C.S. Hex	090-110 (5)

Oil Drain Plug Gaskets

095-001 (25)



1/2", 1/2" SO, M12, M12 SO
Copper

Inside Diameter	Outside Diameter	Thickness
0.527"/13.39mm	0.752"/19.10mm	0.090"/2.29mm

095-002 (25)



5/8", M16, M16.4
Copper

Inside Diameter	Outside Diameter	Thickness
0.652"/16.56mm	1.002"/25.45mm	0.090"/2.29mm

095-003 (25)



5/8" SO, 11/16", M18
Copper

Inside Diameter	Outside Diameter	Thickness
0.719"/18.26mm	1.059"/26.90mm	0.090"/2.29mm

095-004 (25)



11/16" SO, 3/4"
Copper

Inside Diameter	Outside Diameter	Thickness
0.75"/19.06mm	1.063"/26.98mm	0.094"/2.39mm

095-005 (25)



7/8", M22
Copper

Inside Diameter	Outside Diameter	Thickness
0.878"/22.30mm	1.056"/26.82mm	0.052"/1.32mm

095-006 (25)



1", M25
Copper

Inside Diameter	Outside Diameter	Thickness
1.0"/25.4mm	1.25"/31.74mm	0.094"/2.39mm

095-010 (25)



1/2" DO, 1/2" TO, 9/16", M14, M14 SO
Copper

Inside Diameter	Outside Diameter	Thickness
0.587"/14.91mm	0.812"/20.63mm	0.093"/2.36mm

095-012 (10)



3/4" SO, 13/16", M20
Copper

Inside Diameter	Outside Diameter	Thickness
0.828"/21.03mm	0.997"/25.32mm	0.089"/2.26mm

095-014 (25)



1/2", M12 SO
Crush

Inside Diameter	Outside Diameter	Thickness
0.488"/12.40mm	0.701"/17.81mm	0.074"/1.88mm

Oil Drain Plug Gaskets

095-015 (15)



1/2" DO, 9/16", M14

Aluminum

Inside Diameter	Outside Diameter	Thickness
0.572"/14.53mm	0.950"/24.13mm	0.080"/2.03mm

095-016 (15)



11/16", 11/16" SO, M18

Aluminum

Inside Diameter	Outside Diameter	Thickness
0.720"/18.29mm	1.060"/26.92mm	0.080"/2.03mm

095-017 (10)



M26

Crush

Inside Diameter	Outside Diameter	Thickness
1.037"/26.34mm	1.247"/31.67mm	0.089"/2.26mm

095-018 (10)



M32

Aluminum

Inside Diameter	Outside Diameter	Thickness
1.275"/32.38mm	1.563"/39.70mm	0.090"/2.29mm

095-140 (10)



M10

Crush

Inside Diameter	Outside Diameter	Thickness
0.469"/11.91mm	0.631"/16.03mm	0.123"/3.12mm

095-141 (10)



1/2" SO, 1/2" DO, 1/2" TO, M14

Crush

Inside Diameter	Outside Diameter	Thickness
0.544"/13.82mm	0.750"/19.05mm	0.080"/2.03mm

095-142 (10)



3/4" SO, 13/16", M20

Crush

Inside Diameter	Outside Diameter	Thickness
0.791"/20.09mm	1.018"/25.86mm	0.087"/2.21mm

095-143 (25)



1/2", M12, M12 SO

Aluminum

Inside Diameter	Outside Diameter	Thickness
0.483"/12.26mm	0.870"/22.10mm	0.080"/2.03mm

095-144 (25)



1/2"SO

Aluminum

Inside Diameter	Outside Diameter	Thickness
0.540"/13.72mm	0.940"/23.88mm	0.080"/2.03mm

095-145 (25)



1/2" TO, 5/8", M16

Aluminum

Inside Diameter	Outside Diameter	Thickness
0.640"/16.26mm	0.900"/22.86mm	0.080"/2.03mm

095-147 (25) **NEW!**



M14

Aluminum

Inside Diameter	Outside Diameter	Thickness
0.556"/14.12mm	0.7875"/20mm	0.055"/1.41mm

095-149 (10) **NEW!**




M18

Aluminum

Inside Diameter	Outside Diameter	Thickness
0.720"/18.30mm	0.937"/23.80mm	0.054"/1.37mm

Oil Drain Plug Gaskets

095-153 (25) **NEW!**



M12
Copper

Inside Diameter	Outside Diameter	Thickness
0.490"/12.46mm	0.657"/16.70mm	0.053"/1.35mm


097-001 (25)



1/2", M12, M12 SO
Nylon

Inside Diameter	Outside Diameter	Thickness
0.511"/12.98mm	0.750"/19.05mm	0.096"/2.44mm


097-002 (25)



1/2" TO, 5/8", M14 SO, M16
Nylon

Inside Diameter	Outside Diameter	Thickness
0.634"/16.10mm	0.990"/25.15mm	0.096"/2.44mm


097-003 (25)



5/8" SO, 11/16", M16.4
Nylon

Inside Diameter	Outside Diameter	Thickness
0.688"/17.48mm	0.857"/21.77mm	0.094"/2.39mm


097-004 (25)



11/16" SO, 3/4", M18
Nylon

Inside Diameter	Outside Diameter	Thickness
0.760"/19.30mm	1.057"/26.85mm	0.092"/2.34mm


097-005 (25)



7/8", M22
Nylon

Inside Diameter	Outside Diameter	Thickness
0.887"/22.53mm	1.125"/28.58mm	0.095"/2.41mm


097-010 (25)



1/2" SO, 1/2" DO, 9/16", M14
Nylon

Inside Diameter	Outside Diameter	Thickness
0.574"/14.58mm	0.864"/21.95mm	0.081"/2.06mm


097-012 (25)



3/4" SO, 13/16", M20
Nylon

Inside Diameter	Outside Diameter	Thickness
0.801"/20.35mm	1.001"/25.43mm	0.107"/2.72mm

097-013 (25)



7/8" SO, 15/16"
Nylon

Inside Diameter	Outside Diameter	Thickness
0.940"/23.88mm	1.110"/28.19mm	0.091"/2.31mm

097-016 (25)



M12
Fiber

Inside Diameter	Outside Diameter	Thickness
0.480"/12.19mm	0.775"/19.68mm	0.093"/2.36mm

097-017 (25)



M16
Fiber

Inside Diameter	Outside Diameter	Thickness
0.635"/16.13mm	1.062"/26.97mm	0.093"/2.36mm

097-018 (25)



11/16" SO, M18
Fiber

Inside Diameter	Outside Diameter	Thickness
0.710"/18.03mm	1.062"/26.97mm	0.093"/2.36mm

Oil Drain Plug Gaskets

097-019 (25)



M20
Fiber

Inside Diameter	Outside Diameter	Thickness
0.79"/20mm	1.18"/30mm	0.079"/2mm

097-020 (25)



1", M25
Fiber

Inside Diameter	Outside Diameter	Thickness
0.995"/25.27mm	1.365"/34.67mm	0.093"/2.36mm

097-021 (25)



1/2", M12, M12 SO
Metal/Rubber

Inside Diameter	Outside Diameter	Thickness
0.453"/11.51mm	0.973"/24.71mm	0.081"/2.06mm

097-022 (10)



1/2", M12
Nylon

Inside Diameter	Outside Diameter	Thickness
0.504"/12.80mm	1"/25.5mm	0.068"/1.73mm

097-024 (5)



M85
Rubber

Inside Diameter	Outside Diameter	Thickness
3.346"/85mm	3.806"/96.67mm	0.190"/4.83mm

097-023 (10)



7/8", M22
Fiber

Inside Diameter	Outside Diameter	Thickness
0.875"/22.22mm	1.203"/30.56mm	0.030"/0.76mm

097-025 (10)



1/2"DO, 1/2"TO, 9/16", M14
Metal/Rubber

Inside Diameter	Outside Diameter	Thickness
0.534"/13.56mm	0.963"/24.46mm	0.081"/2.06mm

097-026 (25)



1/2" DO, 9/16", M14
Fiber

Inside Diameter	Outside Diameter	Thickness
0.578"/14.68mm	0.812"/20.62mm	0.093"/2.36mm

097-027 (25)



1/2", M12 SO
Fiber

Inside Diameter	Outside Diameter	Thickness
0.50"/12.7mm	0.750"/19.05mm	0.094"/2.39mm

Oil Drain Plug Gaskets


097-028 (10)



M18
Metal/Rubber

Inside Diameter	Outside Diameter	Thickness
0.837"/21.26mm	1.167"/29.64mm	0.05"/1.3mm


097-029 (25)



1/2" TO, 5/8", M14 SO
Fiber

Inside Diameter	Outside Diameter	Thickness
0.625"/15.87mm	0.937"/23.80mm	0.093"/2.36mm


097-030 (25)



5/8" SO, 11/16", M16.4
Fiber

Inside Diameter	Outside Diameter	Thickness
0.718"/18.24mm	1.000"/25.40mm	0.093"/2.36mm


097-032 (25)



3/4" SO, 13/16"
Fiber

Inside Diameter	Outside Diameter	Thickness
0.815"/20.70mm	0.991"/25.17mm	0.085"/2.16mm

097-033 (25)



7/8" SO, 15/16"
Fiber

Inside Diameter	Outside Diameter	Thickness
0.940"/23.88mm	1.120"/28.45mm	0.081"/2.06mm

097-035 (10)



M16
Metal/Rubber

Inside Diameter	Outside Diameter	Thickness
0.814"/20.68mm	1.102"/27.99mm	0.05"/1.3mm

097-115 (25)



M12
Rubber

Inside Diameter	Outside Diameter	Thickness
0.399"/10.13mm	1"/25.5mm	0.088"/2.24mm

097-116 (25)



M12
Nylon Rib

Inside Diameter	Outside Diameter	Thickness
0.513"/13.03mm	0.871"/22.12mm	0.073"/1.85mm

097-117 (25)



1/2", M12 SO
Nylon Rib

Inside Diameter	Outside Diameter	Thickness
0.562"/14.27mm	0.943"/23.95mm	0.078"/1.98mm

097-118 (25)



1/2" SO, 1/2" DO, 1/2" TO, M14
Nylon Rib

Inside Diameter	Outside Diameter	Thickness
0.558"/14.17mm	0.824"/20.93mm	0.090"/2.29mm


097-119 (10)



M12
Rubber

Inside Diameter	Outside Diameter	Thickness
0.448"/11.38mm	0.811"/20.60mm	0.102"/2.59mm

097-120 (25)



1/2" SO
Fiber

Inside Diameter	Outside Diameter	Thickness
0.531"/13.49mm	0.750"/19.05mm	0.093"/2.36mm

Oil Drain Plug Gaskets

097-127 (25)



1/2", M12, M12 SO

Synthetic

Inside Diameter	Outside Diameter	Thickness
0.470"/11.94mm	0.940"/23.88mm	0.078"/1.98mm

097-128 (25)



1/2" DO, M14

Synthetic

Inside Diameter	Outside Diameter	Thickness
0.548"/13.92mm	0.939"/23.85mm	0.078"/1.98mm

097-129 (25)



1/2" TO, 5/8", M14 SO, M16

Synthetic

Inside Diameter	Outside Diameter	Thickness
0.633"/16.08mm	1.021"/25.93mm	0.074"/1.88mm

097-130 (25)



M16.4, M18

Synthetic

Inside Diameter	Outside Diameter	Thickness
0.708"/17.98mm	1.103"/28.02mm	0.078"/1.98mm

097-131 (25)

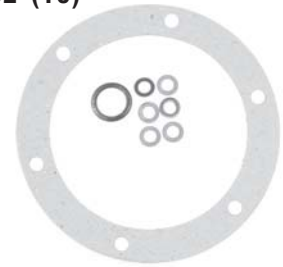


3/4"

Synthetic

Inside Diameter	Outside Diameter	Thickness
0.789"/20.04mm	1.188"/30.18mm	0.076"/1.93mm

097-132 (10)



Volkswagen Oil Change Gasket Kit

For VW cars with Type 1,2,3, engines from 1982-59.
Photo not at actual size.

097-133 (10)



M20

Metal/Rubber

Inside Diameter	Outside Diameter	Thickness
0.86"/21.8mm	1.38"/35mm	0.079"/2mm

097-134 (10)



M10

Crush

Inside Diameter	Outside Diameter	Thickness
0.44"/11.2mm	0.69"/17.6mm	0.139"/3.55mm

097-135 (10)



M12

Copper

Inside Diameter	Outside Diameter	Thickness
0.56"/14.2mm	0.79"/20mm	0.06"/1.5mm

097-136 (10)



M10

Rubber

Inside Diameter	Outside Diameter	Thickness
0.41"/10.5mm	0.73"/18.6mm	0.098"/2.5mm

097-138 (10)



M14

Metal

Inside Diameter	Outside Diameter	Thickness
0.61"/15.6mm	0.94"/23.9mm	0.079"/2mm

097-139 (10)



1/2", 1/2"SO, M12, M12 SO

Rubber

Inside Diameter	Outside Diameter	Thickness
0.500"/12.79mm	0.890"/22.61mm	0.050"/1.27mm

Oil Drain Plug Gaskets

097-145 (25)

NEW!



M10
Rubber

Inside Diameter	Outside Diameter	Thickness
0.416"/10.56mm	0.732"/18.60mm	0.098"/2.50mm



Push • Twist • Drain
See pages 29 and 39 for details.



Oil Drain Plug Gaskets

3

Oil Drain Plug Gasket Listing By Size

*** NEW!**

Size	Material	Inside Diameter	Outside Diameter	Thickness	Part # (Qty.)
1/2", 1/2"SO, M12, M12 SO	Rubber	0.500"/12.79mm	0.890"/22.61mm	0.050"/1.27mm	097-139 (10)
1/2", 1/2"SO, M12, M12 SO	Copper	0.527"/13.39mm	0.752"/19.10mm	0.090"/2.29mm	095-001 (25)
1/2", M12	Nylon	0.504"/12.80mm	0.988"/25.10mm	0.068"/1.73mm	097-022 (10)
1/2", M12 SO	Crush	0.488"/12.40mm	0.701"/17.81mm	0.074"/1.88mm	095-014 (25)
1/2", M12 SO	Fiber	0.50"/12.7mm	0.750"/19.05mm	0.094"/2.39mm	097-027 (25)
1/2", M12 SO	Nylon Rib	0.562"/14.27mm	0.943"/23.95mm	0.078"/1.98mm	097-117 (25)
1/2", M12, M12 SO	Metal/Rubber	0.453"/11.51mm	0.973"/24.71mm	0.081"/2.06mm	097-021 (25)
1/2", M12, M12 SO	Synthetic	0.470"/11.94mm	0.940"/23.88mm	0.078"/1.98mm	097-127 (25)
1/2", M12, M12 SO	Aluminum	0.483"/12.26mm	0.870"/22.10mm	0.080"/2.03mm	095-143 (25)
1/2", M12, M12 SO	Nylon	0.511"/12.98mm	0.750"/19.05mm	0.096"/2.44mm	097-001 (25)
1/2"DO, 1/2"TO, 9/16", M14	Metal/Rubber	0.534"/13.56mm	0.963"/24.46mm	0.081"/2.06mm	097-025 (10)
1/2"DO, 1/2"TO, 9/16", M14, M14 SO	Copper	0.587"/14.91mm	0.812"/20.63mm	0.093"/2.36mm	095-010 (25)
1/2"DO, 9/16", M14	Aluminum	0.572"/14.53mm	0.950"/24.13mm	0.080"/2.03mm	095-015 (15)
1/2"DO, 9/16", M14	Fiber	0.578"/14.68mm	0.812"/20.62mm	0.093"/2.36mm	097-026 (25)
1/2"DO, M14	Synthetic	0.548"/13.92mm	0.939"/23.85mm	0.078"/1.98mm	097-128 (25)
1/2"SO	Fiber	0.531"/13.49mm	0.750"/19.05mm	0.093"/2.36mm	097-120 (25)
1/2"SO	Aluminum	0.540"/13.72mm	0.940"/23.88mm	0.080"/2.03mm	095-144 (25)
1/2"SO, 1/2"DO, 1/2"TO, M14	Crush	0.544"/13.82mm	0.750"/19.05mm	0.080"/2.03mm	095-141 (10)
1/2"SO, 1/2"DO, 1/2"TO, M14	Nylon Rib	0.558"/14.17mm	0.824"/20.93mm	0.090"/2.29mm	097-118 (25)
1/2"SO, 1/2"DO, 9/16", M14	Nylon	0.574"/14.58mm	0.864"/21.95mm	0.081"/2.06mm	097-010 (25)
1/2"TO, 5/8", M14 SO	Fiber	0.625"/15.87mm	0.937"/23.80mm	0.093"/2.36mm	097-029 (25)
1/2"TO, 5/8", M14 SO, M16	Synthetic	0.633"/16.08mm	1.021"/25.93mm	0.074"/1.88mm	097-129 (25)
1/2"TO, 5/8", M14 SO, M16	Nylon	0.634"/16.10mm	0.990"/25.15mm	0.096"/2.44mm	097-002 (25)
1/2"TO, 5/8", M16	Aluminum	0.640"/16.26mm	0.900"/22.86mm	0.080"/2.03mm	095-145 (25)
11/16 SO, 3/4", M18	Nylon	0.760"/19.30mm	1.057"/26.85mm	0.092"/2.34mm	097-004 (25)
11/16", 11/16"SO, M18	Aluminum	0.720"/18.29mm	1.060"/26.92mm	0.080"/2.03mm	095-016 (15)
11/16"SO, 3/4"	Copper	0.75"/19.06mm	1.063"/26.98mm	0.094"/2.39mm	095-004 (25)
11/16"SO, M18	Fiber	0.710"/18.03mm	1.062"/26.97mm	0.093"/2.36mm	097-018 (25)
5/8"SO, 11/16", M16.4	Fiber	0.718"/18.24mm	1.000"/25.40mm	0.093"/2.36mm	097-030 (25)
5/8", M16, M16.4	Copper	0.652"/16.56mm	1.002"/25.45mm	0.090"/2.29mm	095-002 (25)
5/8"SO, 11/16", M16.4	Nylon	0.688"/17.48mm	0.857"/21.77mm	0.094"/2.39mm	097-003 (25)
5/8"SO, 11/16", M18	Copper	0.719"/18.26mm	1.059"/26.90mm	0.090"/2.29mm	095-003 (25)
3/4"	Synthetic	0.789"/20.04mm	1.188"/30.18mm	0.076"/1.93mm	097-131 (25)
3/4"SO, 13/16"	Fiber	0.815"/20.70mm	0.991"/25.17mm	0.085"/2.16mm	097-032 (25)
3/4"SO, 13/16", M20	Crush	0.791"/20.09mm	1.018"/25.86mm	0.087"/2.21mm	095-142 (10)
3/4"SO, 13/16", M20	Nylon	0.801"/20.35mm	1.001"/25.43mm	0.107"/2.72mm	097-012 (25)
3/4"SO, 13/16", M20	Copper	0.828"/21.03mm	0.997"/25.32mm	0.089"/2.26mm	095-012 (10)
7/8", M22	Fiber	0.875"/22.22mm	1.203"/30.56mm	0.030"/0.76mm	097-023 (10)
7/8", M22	Copper	0.878"/22.30mm	1.056"/26.82mm	0.052"/1.32mm	095-005 (25)
7/8", M22	Nylon	0.887"/22.53mm	1.125"/28.58mm	0.095"/2.41mm	097-005 (25)
7/8"SO, 15/16"	Nylon	0.940"/23.88mm	1.110"/28.19mm	0.091"/2.31mm	097-013 (25)
7/8"SO, 15/16"	Fiber	0.940"/23.88mm	1.120"/28.45mm	0.081"/2.06mm	097-033 (25)
1", M25	Fiber	0.995"/25.27mm	1.365"/34.67mm	0.093"/2.36mm	097-020 (25)
1", M25	Copper	1.0"/25.4mm	1.25"/31.74mm	0.094"/2.39mm	095-006 (25)
M10	Rubber	0.41"/10.5mm	0.73"/18.6mm	0.098"/2.5mm	097-136 (10)
M10	Rubber	0.416"/10.56mm	0.732"/18.60mm	0.098"/2.50mm	097-145 (25)*
M10	Crush	0.44"/11.2mm	0.69"/17.6mm	0.139"/3.55mm	097-134 (10)
M10	Crush	0.469"/11.91mm	0.631"/16.03mm	0.123"/3.12mm	095-140 (10)
M12	Fiber	0.480"/12.19mm	0.775"/19.68mm	0.093"/2.36mm	097-016 (25)
M12	Copper	0.490"/12.46mm	0.657"/16.70mm	0.053"/1.35mm	095-153 (25)*
M12	Nylon Rib	0.513"/13.03mm	0.871"/22.12mm	0.073"/1.85mm	097-116 (25)
M12	Copper	0.56"/14.2mm	0.79"/20mm	0.06"/1.5mm	097-135 (10)
M12	Rubber	0.448"/11.38mm	0.811"/20.60mm	0.102"/2.59mm	097-119 (10)
M12	Rubber	0.399"/10.13mm	1.009"/25.63mm	0.088"/2.24mm	097-115 (25)
M14	Aluminum	0.556"/14.12mm	0.7875"/20mm	0.055"/1.41mm	095-147 (25)*
M14	Metal	0.61"/15.6mm	0.94"/23.9mm	0.079"/2mm	097-138 (10)
M16	Fiber	0.635"/16.13mm	1.062"/26.97mm	0.093"/2.36mm	097-017 (25)
M16	Metal/Rubber	0.814"/20.68mm	1.102"/27.99mm	0.05"/1.3mm	097-035 (10)
M16.4, M18	Synthetic	0.708"/17.98mm	1.103"/28.02mm	0.078"/1.98mm	097-130 (25)
M18	Aluminum	0.720"/18.30mm	0.937"/23.80mm	0.054"/1.37mm	095-149 (10)*
M18	Metal/Rubber	0.837"/21.26mm	1.167"/29.64mm	0.05"/1.3mm	097-028 (10)
M20	Fiber	0.79"/20mm	1.18"/30mm	0.079"/2mm	097-019 (25)
M20	Metal/Rubber	0.86"/21.8mm	1.38"/35mm	0.079"/2mm	097-133 (10)
M26	Crush	1.037"/26.34mm	1.247"/31.67mm	0.089"/2.26mm	095-017 (10)
M32	Aluminum	1.275"/32.38mm	1.563"/39.70mm	0.090"/2.29mm	095-018 (10)
M85	Rubber	3.346"/85mm	3.806"/96.67mm	0.190"/4.83mm	097-024 (5)
Volkswagen Oil Change Gasket Kit	For VW cars with Type 1,2,3, engines from 1982-59				097-132 (10)

Oil Drain Plug and Gasket Applications

Make Engine/Year	Description	Thread	Dorman EZ Drain	Dorman Drain Plug	Dorman Gasket	Oil-Tite! Drain Plug	Oil-Tite! Gasket
ACURA							
4 cyl. - 2.0L (1998cc)							
2006-02	RSX, Exc. S Series	M14-1.50	092-007	090-075	095-015	65253	65292
2006-02	RSX, S Series	M14-1.50	092-007	090-033	095-015	65230	65292
4 cyl. - 2.4L (2354cc)							
2006-04	TSX	M14-1.50	092-007	090-075	095-015	65253	65292
4 cyl. - All							
2001-86	-	M14-1.50	092-007	090-075	095-015	65253	65292
5 cyl. - All							
1998-92	-	M14-1.50	092-007	090-033	095-015	65230	65292
6 cyl. - 2.5L (2494cc)							
1987-86	Legend	M14-1.50	092-007	090-075	095-015	65253	65292
6 cyl. - 2.7L (2675cc)							
1990-87	Legend	M14-1.50	092-007	090-075	095-015	65253	65292
6 cyl. - 3.0L (2977cc)							
2005-91	NSX	M14-1.50	092-007	090-075	095-015	65253	65292
6 cyl. - 3.0L (2997cc)							
1999-97	CL	M14-1.50	092-007	090-033	095-015	65230	65292
6 cyl. - 3.2L (3179cc)							
2005-97	NSX	M14-1.50	092-007	090-075	095-015	65253	65292
6 cyl. - 3.2L (3206cc)							
1998-91	Legend, SLX, TL	M14-1.50	092-007	090-033	095-015	65230	65292
6 cyl. - 3.2L (3210cc)							
2006-99	CL, TL	M14-1.50	092-007	090-033	095-015	65230	65292
6 cyl. - 3.5L (3471cc)							
2006-01	MDX	M14-1.50	092-007	090-033	095-015	65230	65292
6 cyl. - 3.5L (3475cc)							
2006-96	RL	M14-1.50	092-007	090-033	095-015	65230	65292
6 cyl. - 3.5L (3494cc)							
1999-98	SLX	M14-1.50	092-007	090-033	095-010	65230	65268
AMERICAN MOTORS							
4 cyl. - 2.0L (121)							
1979-77	-	M14-1.50	092-007	090-033	095-015	65230	65292
4 cyl. - 2.5L (150)							
1984-83	AMC Engine	M14-1.25	092-006	090-076	095-015	65232	65292
4 cyl. - 2.5L (151)							
1983-80	GM Engine	M12-1.75	092-005	090-034	097-022	65211	65270
6 cyl. - 3.3L (199)							
1970-65	Magnetic	1/2-20	092-001	090-043	095-143	65203	65290
1970-65	Non-Magnetic	1/2-20	092-001	090-005	095-143	65245	65290
6 cyl. - 3.8L (232)							
1979-65	Magnetic	1/2-20	092-001	090-043	095-143	65203	65290
1979-65	Non-Magnetic	1/2-20	092-001	090-005	095-143	65245	65290
6 cyl. - 4.2L (258)							
1988-71	Magnetic	1/2-20	092-001	090-043	095-143	65203	65290
1988-71	Non-Magnetic	1/2-20	092-001	090-005	095-143	65245	65290
8 cyl. - 5.0L (304)							
1979-70	Magnetic	1/2-20	092-001	090-043	095-143	65203	65290
1979-70	Non-Magnetic	1/2-20	092-001	090-005	095-143	65245	65290
8 cyl. - 5.9L (360)							
1978-70	Magnetic	1/2-20	092-001	090-043	095-143	65203	65290
1978-70	Non-Magnetic	1/2-20	092-001	090-005	095-143	65245	65290
8 cyl. - 6.4L (390)							
1970-68	Magnetic	1/2-20	092-001	090-043	095-143	65203	65290
1970-68	Non-Magnetic	1/2-20	092-001	090-005	095-143	65245	65290
8 cyl. - 6.6L (401)							
1974-71	Magnetic	1/2-20	092-001	090-043	095-143	65203	65290
1974-71	Non-Magnetic	1/2-20	092-001	090-005	095-143	65245	65290
AUDI							
4 cyl. - All							
2001-97	-	M26-1.50	092-013	090-163	—	—	—
1990-80	-	M14-1.50	092-007	090-169	095-010	—	65268
1979-73	Fox	M14-1.50	092-007	090-169	095-010	—	65268
5 cyl. - All							
1992	-	M14-1.50	092-007	090-169	095-010	—	65268
1991-90	Coupe Quattro	M26-1.50	092-013	090-163	—	—	—
1991-90	Exc. Coupe Quattro	M14-1.50	092-007	090-169	095-010	—	65268
1989-78	-	M14-1.50	092-007	090-169	095-010	—	65268
6 cyl. - All							
2001-95	-	M14-1.50	092-007	090-170	—	—	—
1994	Cabriolet	M14-1.50	092-007	090-170	—	—	—
1994	Exc. Cabriolet	M14-1.50	092-007	090-169	095-010	—	65268
1993-92	-	M14-1.50	092-007	090-169	095-010	—	65268
BMW							
4 cyl. - All							
1998-84	-	M12-1.50	092-004	090-088	095-143	65236	65290
1983-68	-	M12-1.50	092-004	090-088	095-143	65236	65290
1983-68	-	M22-1.50	092-011	090-055	095-005	65223	65276
6 cyl. - All							
2001	M3 Series	M12-1.50	092-004	090-088	095-143	65236	65290
2000-99	Exc. 528 Series	M12-1.50	092-004	090-088	095-143	65236	65290
1998-84	-	M12-1.50	092-004	090-088	095-143	65236	65290
1983-68	-	M12-1.50	092-004	090-088	095-143	65236	65290
1983-68	-	M22-1.50	092-011	090-055	095-005	65223	65276



Push • Twist • Drain
See pages 29 and 39 for details.

Oil Drain Plug and Gasket Applications

Make Engine/Year	Description	Thread	Dorman EZ Drain	Dorman Drain Plug	Dorman Gasket	Oil-Tite! Drain Plug	Oil-Tite! Gasket
BMW (continued)							
8 cyl. - 3.0L (2997cc)							
1995-94	-	M22-1.50	092-011	090-055	095-005	65223	65276
8 cyl. - 4.0L (3982cc)							
1995	-	M12-1.50	092-004	090-165	095-153	—	—
1994	From 5/94	M12-1.50	092-004	090-165	095-153	—	—
1994	To 5/94	M12-1.50	092-004	090-088	095-143	65236	65290
1993	-	M12-1.50	092-004	090-088	095-143	65236	65290
8 cyl. - 4.4L (4398cc)							
2002-98	-	M12-1.50	092-004	090-165	095-153	—	—
1997-96	-	M12-1.50	092-004	090-088	095-143	65236	65290
12 cyl. - All							
2001-88	-	M12-1.50	092-004	090-088	095-143	65236	65290
BUICK							
4 cyl. - 1.8L (112)							
1986-83	-	M14-1.50	092-007	090-033	095-015	65230	65292
1982	VIN O	M14-1.50	092-007	090-033	097-025	65230	65269
1982	VIN G	1/2-20	092-001	090-052	097-021	65202	65274
4 cyl. - 2.0L (122)							
1989-87	VIN 1	M12-1.75	092-005	090-034	097-021	65211	65274
1988-87	VIN K, M	M14-1.50	092-007	090-033	095-015	65230	65292
1986-83	-	1/2-20	092-001	090-052	097-021	65202	65274
4 cyl. - 2.2L (134)							
1996-93	Magnetic	M12-1.75	092-005	090-079	097-119	65371	66451
1996-93	Non-Magnetic	M12-1.75	092-005	090-034	097-021	65211	65274
4 cyl. - 2.3L (138)							
1995-92	-	M12-1.75	092-005	090-079	097-119	65371	66451
1991-88	-	M12-1.75	092-005	090-066	097-021	65328	65274
4 cyl. - 2.4L (146)							
1998-97	-	M12-1.75	092-005	090-091	097-119	65372	66451
1996	-	M12-1.75	092-005	090-079	097-119	65371	66451
4 cyl. - 2.5L (151)							
1992-88	-	M85-2.50	—	090-063	097-024	65224	65326
1987	Century	M12-1.75	092-005	090-034	097-021	65211	65274
1987	Skylark/Somerset, AT	M12-1.75	092-005	090-034	097-021	65211	65274
1987	Skylark/Somerset, MT	M85-2.50	—	090-063	097-024	65224	65326
1986-80	-	M12-1.75	092-005	090-034	097-021	65211	65274
6 cyl. - 2.8L (173)							
1989-87	-	M12-1.75	092-005	090-034	097-021	65211	65274
1986-83	-	1/2-20	092-001	090-052	097-021	65202	65274
1982	Century	M12-1.75	092-005	090-034	097-022	65211	65270
1982	Skylark	1/2-20	092-001	090-052	097-021	65202	65274
1981-80	-	1/2-20	092-001	090-052	095-014	65202	65349
6 cyl. - 3.0L (181)							
1988-83	-	1/2-20	092-001	090-052	097-021	65202	65274
1982	-	M12-1.75	092-005	090-034	097-021	65211	65274
6 cyl. - 3.1L (189)							
2005-04	-	M12-1.75	092-005	090-156	—	—	—
2003-97	-	M12-1.75	092-005	090-091	097-119	65372	66451
1996-94	-	M12-1.75	092-005	090-079	097-119	65371	66451
1993-89	-	M12-1.75	092-005	090-034	097-021	65211	65274
6 cyl. - 3.2L (196)							
1979-78	-	1/2-20	092-001	090-052	097-022	65202	65270
6 cyl. - 3.3L (204)							
1993-89	-	1/2-20	092-001	090-052	097-021	65202	65274
6 cyl. - 3.4L (207)							
2005-04	-	M12-1.75	092-005	090-156	—	—	—
2003-02	-	M12-1.75	092-005	090-091	097-119	65372	66451
6 cyl. - 3.5L (213)							
2006-05	-	M12-1.75	092-005	090-156	—	—	—
6 cyl. - 3.6L (217)							
2006-04	-	M12-1.75	092-005	090-156	—	—	—
6 cyl. - 3.8L (231)							
2006-05	-	M12-1.75	092-005	090-156	—	—	—
2004-97	-	M12-1.75	092-005	090-091	097-119	65372	66451
1996-95	-	M12-1.75	092-005	090-079	097-119	65371	66451
1994-75	-	1/2-20	092-001	090-052	097-021	65202	65274
6 cyl. - 4.1L (250)							
1975-68	L6	1/2-20	092-001	090-052	097-022	65202	65270
6 cyl. - 4.1L (252)							
1984-82	-	1/2-20	092-001	090-052	097-021	65202	65274
1981-80	-	1/2-20	092-001	090-052	095-014	65202	65349
6 cyl. - 4.2L (256)							
2006-04	Non-Magnetic	M12-1.75	092-005	090-156	—	—	—
6 cyl. - 4.3L (260)							
1985-82	Diesel Eng	M12-1.75	092-005	090-034	095-143	65211	65290
8 cyl. - 4.3L (260)							
1976	-	1/2-20	092-001	090-052	097-021	65202	65274
1975	-	1/2-20	092-001	090-052	097-022	65202	65270
8 cyl. - 4.3L (265)							
1981-80	-	M12-1.75	092-005	090-034	097-021	65211	65274
8 cyl. - 4.4L (267)							
1982	-	1/2-20	092-001	090-052	097-021	65202	65274
8 cyl. - 4.9L (301)							
1980-79	-	M12-1.75	092-005	090-034	097-021	65211	65274



Oil Drain Plug and Gasket Applications

Make Engine/Year	Description	Thread	Dorman EZ Drain	Dorman Drain Plug	Dorman Gasket	Oil-Tite! Drain Plug	Oil-Tite! Gasket
BUICK (continued)							
8 cyl. - 4.9L (301) (continued)							
1978-77	-	1/2-20	092-001	090-052	097-021	65202	65274
8 cyl. - 5.0L (305)							
1991	-	1/2-20	092-001	090-052	097-021	65202	65274
1982-80	-	1/2-20	092-001	090-052	097-021	65202	65274
1979-77	-	1/2-20	092-001	090-052	097-022	65202	65270
8 cyl. - 5.0L (307)							
1990-81	VIN Y	1/2-20	092-001	090-052	095-014	65202	65349
8 cyl. - 5.3L (325)							
2006-04	Non-Magnetic	M12-1.75	092-005	090-156	—	—	—
8 cyl. - 5.7L (350)							
1996	-	1/2-20	092-001	090-052	097-021	65202	65274
1996	-	M12-1.75	092-005	090-079	097-119	65371	66451
1995-92	-	1/2-20	092-001	090-052	097-021	65202	65274
1985-80	-	1/2-20	092-001	090-052	097-021	65202	65274
1979-77	-	1/2-20	092-001	090-052	097-022	65202	65270
8 cyl. - 6.6L (403)							
1979-77	-	1/2-20	092-001	090-052	097-021	65202	65274
8 cyl. - All							
1976-59	-	1/2-20	092-001	090-052	097-022	65202	65270
CADILLAC							
4 cyl. - All							
1986-82	Cimarron	1/2-20	092-001	090-052	097-021	65202	65274
6 cyl. - 2.8L (170)							
2006	-	M12-1.75	092-005	090-156	—	—	—
6 cyl. - 3.0L (181)							
2001-97	Catera	M14-1.50	092-007	090-162	—	—	—
6 cyl. - 3.2L (197)							
2005-03	CTS	M14-1.50	092-007	090-162	—	—	—
6 cyl. - 3.6L (217)							
2006-04	-	M12-1.75	092-005	090-156	—	—	—
6 cyl. - 4.3L (260)							
1985	Diesel Eng	M12-1.75	092-005	090-034	095-143	65211	65290
6 cyl. - All							
1988-87	Cimarron	M12-1.75	092-005	090-034	097-021	65211	65274
1988-87	Exc. Cimarron	1/2-20	092-001	090-052	097-021	65202	65274
1986-80	Gas Eng	1/2-20	092-001	090-052	097-021	65202	65274
8 cyl. - 4.1L (250)							
1988-87	Allante	M12-1.75	092-005	090-034	097-021	65211	65274
1987-86	-	M12-1.75	092-005	090-079	097-119	65371	66451
1985	Deville/Fleetwood FWD	M12-1.75	092-005	090-079	097-119	65371	66451
1985	Eldorado/Seville	M12-1.75	092-005	090-034	097-021	65211	65274
1985	Fleetwood Brougham RWD	M12-1.75	092-005	090-034	097-021	65211	65274
1984-82	-	M12-1.75	092-005	090-034	097-021	65211	65274
8 cyl. - 4.4L (267)							
2006	-	M12-1.75	092-005	090-156	—	—	—
8 cyl. - 4.5L (273)							
1992-89	Allante	M12-1.75	092-005	090-034	097-021	65211	65274
1990-88	-	M12-1.75	092-005	090-079	097-119	65371	66451
8 cyl. - 4.6L (281)							
2006-04	-	M12-1.75	092-005	090-156	—	—	—
2003-97	-	M12-1.75	092-005	090-091	097-119	65372	66451
1996-93	-	M12-1.75	092-005	090-079	097-119	65371	66451
8 cyl. - 4.9L (300)							
1995	-	M12-1.75	092-005	090-034	097-016	65211	65350
1994-91	-	M12-1.75	092-005	090-079	097-119	65371	66451
8 cyl. - 5.0L (305)							
1992-91	-	1/2-20	092-001	090-052	097-021	65202	65274
8 cyl. - 5.0L (307)							
1990-86	VIN Y	1/2-20	092-001	090-052	095-014	65202	65349
8 cyl. - 5.3L (325)							
2005-02	Escalade	M12-1.75	092-005	090-091	097-119	65372	66451
8 cyl. - 5.7L (350)							
2005-04	CTS	—	—	—	097-119	—	66451
2000-99	Escalade	M12-1.75	092-005	090-091	097-119	65372	66451
1996	-	1/2-20	092-001	090-052	097-021	65202	65274
1996	-	M12-1.75	092-005	090-079	097-119	65371	66451
1994-94	-	1/2-20	092-001	090-052	097-021	65202	65274
1993-92	Magnetic	1/2-20	092-001	090-043	097-021	65203	65274
1993-92	Non-Magnetic	1/2-20	092-001	090-052	097-021	65202	65274
1991-90	-	1/2-20	092-001	090-052	097-021	65202	65274
1985-76	-	1/2-20	092-001	090-052	095-014	65202	65349
8 cyl. - 6.0L (364)							
2006-02	Escalade	M12-1.75	092-005	090-091	097-119	65372	66451
8 cyl. - 6.0L (368)							
1984-82	-	M12-1.75	092-005	090-034	097-021	65211	65274
1981-80	-	1/2-20	092-001	090-052	097-021	65202	65274
8 cyl. - 7.0L (425)							
1979-77	-	1/2-20	092-001	090-052	097-021	65202	65274
8 cyl. - 7.7L (472)							
1974-68	-	1/2-20	092-001	090-052	097-022	65202	65270
8 cyl. - 8.2L (500)							
1976	-	1/2-20	092-001	090-052	097-021	65202	65274
1975-70	-	1/2-20	092-001	090-052	097-022	65202	65270



Push • Twist • Drain
See pages 29 and 39 for details.

Oil Drain Plug and Gasket Applications

Make Engine/Year	Description	Thread	Dorman EZ Drain	Dorman Drain Plug	Dorman Gasket	Oil-Tite! Drain Plug	Oil-Tite! Gasket
CHECKER							
6 cyl. - All							
1982-68	-	1/2-20	092-001	090-052	097-022	65202	65270
8 cyl. - All							
1982-68	-	1/2-20	092-001	090-052	097-022	65202	65270
CHEVROLET							
3 cyl. - 1.0L (993cc)							
2000-99	Metro	M14-1.50	092-007	090-075	095-147	65253	—
3 cyl. - All							
1991-85	Sprint	M14-1.50	092-007	090-075	097-025	65253	65269
4 cyl. - 1.3L (1295cc)							
2001-99	Metro	M14-1.50	092-007	090-075	095-147	65253	—
4 cyl. - 1.4L (85)							
1977-76	Chevette	1/2-20	092-001	090-052	097-022	65202	65270
4 cyl. - 1.5L (92)							
1988-85	Spectrum	M14-1.50	092-007	090-033	097-010	65230	65272
4 cyl. - 1.6L (98)							
1988-85	Nova	M12-1.25	092-003	090-049	097-127	65214	65301
1987-76	Chevette, Gas	1/2-20	092-001	090-052	097-022	65202	65270
4 cyl. - 1.8L (110)							
2002-98	Prizm	M12-1.25	092-003	090-049	097-127	65214	65301
1986-82	Chevette, Diesel	M14-1.50	092-007	090-075	097-025	65253	65269
1981	Chevette, Diesel	1/2-20	092-001	090-052	097-021	65202	65274
4 cyl. - 1.8L (112)							
1982	Cavalier	1/2-20	092-001	090-052	097-021	65202	65274
4 cyl. - 2.0L (122)							
1989-87	-	M12-1.75	092-005	090-034	097-021	65211	65274
1986-83	-	1/2-20	092-001	090-052	097-021	65202	65274
1976-75	Vega	1/2-20	092-001	090-052	097-022	65202	65270
4 cyl. - 2.2L (134)							
2006-05	-	—	—	—	097-119	—	66451
2004-97	-	M12-1.75	092-005	090-091	097-119	65372	66451
1996	-	M12-1.75	092-005	090-079	097-119	65371	66451
1995-93	Magnetic	M12-1.75	092-005	090-079	097-119	65371	66451
1995-93	Non-Magnetic	M12-1.75	092-005	090-034	097-021	65211	65274
1992-90	-	M12-1.75	092-005	090-034	097-021	65211	65274
4 cyl. - 2.3L (138)							
1995-90	-	M12-1.75	092-005	090-079	097-119	65371	66451
4 cyl. - 2.3L (140)							
1977-71	-	1/2-20	092-001	090-052	097-022	65202	65270
4 cyl. - 2.4L (146)							
2006-04	-	—	—	—	097-119	—	66451
2003-97	-	M12-1.75	092-005	090-091	097-119	65372	66451
1996	-	M12-1.75	092-005	090-079	097-119	65371	66451
4 cyl. - 2.5L (151)							
1992-88	-	M85-2.50	—	090-063	097-024	65224	65326
1987-79	-	M12-1.75	092-005	090-034	097-021	65211	65274
1978	-	1/2-20	092-001	090-052	097-022	65202	65270
4 cyl. - 2.5L (153)							
1970-62	-	1/2-20	092-001	090-052	097-022	65202	65270
6 cyl. - 2.8L (173)							
1989-87	-	M12-1.75	092-005	090-034	097-021	65211	65274
1986-82	-	1/2-20	092-001	090-052	097-021	65202	65274
1981-80	-	M12-1.75	092-005	090-034	097-021	65211	65274
6 cyl. - 3.1L (189)							
2003-97	-	M12-1.75	092-005	090-091	097-119	65372	66451
1996	-	M12-1.75	092-005	090-079	097-119	65371	66451
1995	AT	M12-1.75	092-005	090-079	097-119	65371	66451
1995	MT	M12-1.75	092-005	090-034	097-021	65211	65274
1994	Beretta/Corsica	M12-1.75	092-005	090-079	097-119	65371	66451
1994	Exc. Beretta/Corsica	M12-1.75	092-005	090-034	097-021	65211	65274
1993-90	-	M12-1.75	092-005	090-034	097-021	65211	65274
6 cyl. - 3.2L (196)							
1979-78	Monza	1/2-20	092-001	090-052	097-022	65202	65270
6 cyl. - 3.3L (200)							
1979-78	-	1/2-20	092-001	090-052	097-022	65202	65270
6 cyl. - 3.4L (207)							
2006-04	-	M12-1.75	092-005	090-156	—	—	—
2005-97	-	M12-1.75	092-005	090-091	097-119	65372	66451
1996	-	M12-1.75	092-005	090-079	097-119	65371	66451
1995	Camaro	M12-1.75	092-005	090-034	097-021	65211	65274
1995	Exc. Camaro	M12-1.75	092-005	090-079	097-119	65371	66451
1994-91	-	M12-1.75	092-005	090-034	097-021	65211	65274
6 cyl. - 3.5L (213)							
2006-04	-	M12-1.75	092-005	090-156	—	—	—
6 cyl. - 3.8L (229)							
1984-80	-	1/2-20	092-001	090-052	097-021	65202	65274
6 cyl. - 3.8L (230)							
1970	-	1/2-20	092-001	090-052	097-022	65202	65270
6 cyl. - 3.8L (231)							
2005-97	-	M12-1.75	092-005	090-091	097-119	65372	66451
1996-95	-	M12-1.75	092-005	090-079	097-119	65371	66451
1994-78	-	1/2-20	092-001	090-052	097-021	65202	65274
6 cyl. - 3.9L (237)							
2006	-	M12-1.75	092-005	090-156	—	—	—



Oil Drain Plug and Gasket Applications

Make Engine/Year	Description	Thread	Dorman EZ Drain	Dorman Drain Plug	Dorman Gasket	Oil-Tite! Drain Plug	Oil-Tite! Gasket
CHEVROLET (continued)							
6 cyl. - 4.1L (250) 1979-70	-	1/2-20	092-001	090-052	097-022	65202	65270
6 cyl. - 4.3L (260) 1985-82	Diesel Eng	M12-1.75	092-005	090-034	095-143	65211	65290
6 cyl. - 4.3L (262) 1993-85	-	1/2-20	092-001	090-052	097-021	65202	65274
8 cyl. - 4.3L (265) 1996-94	Caprice	1/2-20	092-001	090-052	097-021	65202	65274
8 cyl. - 4.4L (267) 1982-80	-	1/2-20	092-001	090-052	097-021	65202	65274
8 cyl. - 5.0L (305) 1993-80	-	1/2-20	092-001	090-052	097-021	65202	65274
8 cyl. - 5.0L (307) 1990-86	VIN Y	1/2-20	092-001	090-052	095-014	65202	65349
8 cyl. - 5.3L (325) 2006	-	M12-1.75	092-005	090-156	—	—	—
8 cyl. - 5.7L (350) 2004-97	-	M12-1.75	092-005	090-091	097-119	65372	66451
1996	-	1/2-20	092-001	090-052	097-021	65202	65274
1996	-	M12-1.75	092-005	090-079	097-119	65371	66451
1995-90	-	1/2-20	092-001	090-052	097-021	65202	65274
1995-90	Corvette	5/8-18	—	090-024	097-029	65314	65353
1989-86	-	1/2-20	092-001	090-052	097-021	65202	65274
1985-80	Diesel Eng	1/2-20	092-001	090-052	095-014	65202	65349
1985-80	Gas Eng	1/2-20	092-001	090-052	097-021	65202	65274
8 cyl. - 6.0L (364) 2006	-	M12-1.75	092-005	090-156	—	—	—
8 cyl. - 7.0L (427) 2006	-	M12-1.75	092-005	090-156	—	—	—
8 cyl. - All 1979-55	-	1/2-20	092-001	090-052	097-022	65202	65270
CHEVROLET/GMC TRUCK							
3 cyl. - 2.6L (159) 1970-68	P30, Diesel	1/2-20	092-001	090-052	097-022	65202	65270
4 cyl. - 1.6L (98) 2000-99	Tracker	M14-1.50	092-007	090-075	095-147	65253	—
4 cyl. - 1.8L (111) 1981-76	Luv, Gas Eng	M14-1.50	092-007	090-075	095-015	65253	65292
1975-72	Luv	M20-1.50	092-010	090-040	095-142	65221	65311
4 cyl. - 1.9L (119) 1985-82	-	M14-1.50	092-007	090-075	095-015	65253	65292
4 cyl. - 2.0L (122) 2003-99	Tracker	M14-1.50	092-007	090-075	095-147	65253	—
1984-83	-	1/2-20	092-001	090-052	095-014	65202	65349
4 cyl. - 2.2L (134) 2004-97	-	M12-1.75	092-005	090-091	097-119	65372	66451
1996-95	Magnetic	M12-1.75	092-005	090-079	097-119	65371	66451
1996-95	Non-Magnetic	M12-1.75	092-005	090-034	097-021	65211	65274
1994	-	1/2-20	092-001	090-052	097-021	65202	65274
1985-83	S-Series, Diesel Eng	M14-1.50	092-007	090-033	095-010	65230	65268
1982-81	Luv, Diesel Eng	M20-1.50	092-010	090-040	095-142	65221	65311
4 cyl. - 2.5L (151) 1993-91	-	1/2-20	092-001	090-052	097-021	65202	65274
1990-89	-	M12-1.75	092-005	090-034	097-021	65211	65274
1988	Astro	M12-1.75	092-005	090-034	097-021	65211	65274
1988	S-Series, Metal Gasket	M12-1.75	092-005	090-034	095-143	65211	65290
1988	S-Series, Nylon Gasket	M12-1.75	092-005	090-034	097-021	65211	65274
1987	-	M12-1.75	092-005	090-034	095-143	65211	65290
1986-85	-	M12-1.75	092-005	090-034	097-021	65211	65274
4 cyl. - 2.8L (169) 2006-04	Colorado & Canyon	M12-1.75	092-005	090-091	097-119	65372	66451
4 cyl. - 3.9L (239) 1991-89	P30, Diesel	1/2-20	092-001	090-052	097-021	65202	65274
5 cyl. - 3.5L (211) 2006-04	-	M12-1.75	092-005	090-091	097-119	65372	66451
6 cyl. - 2.5L (153) 2004-01	Tracker	M14-1.50	092-007	090-075	095-147	65253	—
6 cyl. - 2.8L (173) 1993-91	-	1/2-20	092-001	090-052	097-021	65202	65274
1990-87	-	M12-1.75	092-005	090-034	097-021	65211	65274
1986-82	-	1/2-20	092-001	090-052	097-021	65202	65274
6 cyl. - 3.1L (189) 1995	Lumina APV & Venture Van	M12-1.75	092-005	090-079	097-119	65371	66451
1994-90	Lumina APV & Venture Van	M12-1.75	092-005	090-034	097-021	65211	65274
6 cyl. - 3.4L (207) 2005-97	Lumina APV & Venture Van	M12-1.75	092-005	090-091	097-119	65372	66451
1996	Lumina APV & Venture Van	M12-1.75	092-005	090-079	097-119	65371	66451
1994-91	Lumina APV & Venture Van	M12-1.75	092-005	090-034	097-021	65211	65274
6 cyl. - 3.8L (231) 1995	Lumina APV & Venture Van	M12-1.75	092-005	090-079	097-119	65371	66451
1994-92	Lumina APV & Venture Van	1/2-20	092-001	090-052	097-021	65202	65274
6 cyl. - 4.1L (250) 1984-80	-	1/2-20	092-001	090-052	097-021	65202	65274



Push • Twist • Drain
See pages 29 and 39 for details.

Oil Drain Plug and Gasket Applications

Make Engine/Year	Description	Thread	Dorman EZ Drain	Dorman Drain Plug	Dorman Gasket	Oil-Tite! Drain Plug	Oil-Tite! Gasket
CHEVROLET/GMC TRUCK (continued)							
6 cyl. - 4.2L (256)							
2006-04	Non-Magnetic	M12-1.75	092-005	090-156	—	—	—
2003-02	-	M12-1.75	092-005	090-091	097-119	65372	66451
6 cyl. - 4.3L (262)							
2006-04	Non-Magnetic	M12-1.75	092-005	090-156	—	—	—
2003-97	-	M12-1.75	092-005	090-091	097-119	65372	66451
1996	-	M12-1.75	092-005	090-079	097-119	65371	66451
1995	Exc. S or P-Series	1/2-20	092-001	090-052	097-021	65202	65274
1995	P-Series, 1st Design	1/2-20	092-001	090-052	097-021	65202	65274
1995	P-Series, 2nd Design	M12-1.75	092-005	090-079	097-119	65371	66451
1995	S-Series	1/2-20	092-001	090-043	097-021	65203	65274
1994-91	Exc. S-Series	1/2-20	092-001	090-052	097-021	65202	65274
1994-91	S-Series, Magnetic	1/2-20	092-001	090-043	097-021	65203	65274
1994-91	S-Series, Non-Magnetic	1/2-20	092-001	090-052	097-021	65202	65274
1990-85	-	1/2-20	092-001	090-052	097-021	65202	65274
6 cyl. - 4.8L (292)							
1990-80	-	1/2-20	092-001	090-052	097-021	65202	65274
6 cyl. - All							
1979-46	-	1/2-20	092-001	090-052	097-022	65202	65270
8 cyl. - 4.8L (294)							
2006-99	-	M12-1.75	092-005	090-091	097-119	65372	66451
8 cyl. - 5.0L (305)							
2003-97	-	M12-1.75	092-005	090-091	097-119	65372	66451
1996	-	M12-1.75	092-005	090-079	097-119	65371	66451
1995	1st Design	1/2-20	092-001	090-052	097-021	65202	65274
1995	2nd Design	M12-1.75	092-005	090-079	097-119	65371	66451
1994-80	-	1/2-20	092-001	090-052	097-021	65202	65274
8 cyl. - 5.3L (325)							
2006-04	Non-Magnetic	M12-1.75	092-005	090-156	—	—	—
2003-99	-	M12-1.75	092-005	090-091	097-119	65372	66451
8 cyl. - 5.7L (350)							
2002-97	-	M12-1.75	092-005	090-091	097-119	65372	66451
1996	-	M12-1.75	092-005	090-079	097-119	65371	66451
1995	-	M12-1.75	092-005	090-079	097-119	65371	66451
1995	Magnetic	1/2-20	092-001	090-043	097-021	65203	65274
1995	Non-Magnetic	1/2-20	092-001	090-052	097-021	65202	65274
1994-87	Magnetic	1/2-20	092-001	090-043	097-021	65203	65274
1994-87	Non-Magnetic	1/2-20	092-001	090-052	097-021	65202	65274
1986-82	-	1/2-20	092-001	090-052	097-021	65202	65274
1981-80	Gas Eng	1/2-20	092-001	090-052	097-021	65202	65274
1981-78	Diesel Eng	1/2-20	092-001	090-052	095-014	65202	65349
1979-78	Gas Eng	1/2-20	092-001	090-052	097-022	65202	65270
8 cyl. - 6.0L (364)							
2006-05	-	M12-1.75	092-005	090-156	—	—	—
2004-99	-	M12-1.75	092-005	090-091	097-119	65372	66451
8 cyl. - 6.0L (366)							
2000-97	-	M12-1.75	092-005	090-091	097-119	65372	66451
1996-91	-	1/2-20	092-001	090-052	097-021	65202	65274
1996-91	-	M12-1.75	092-005	090-079	097-119	65371	66451
1990-83	-	1/2-20	092-001	090-043	097-021	65203	65274
8 cyl. - 6.2L (379)							
1993-91	-	1/2-20	092-001	090-052	097-022	65202	65270
1993-91	-	M12-1.75	092-005	090-079	097-119	65371	66451
1990-82	-	1/2-20	092-001	090-052	097-021	65202	65274
8 cyl. - 6.5L (395)							
2002-97	-	M12-1.75	092-005	090-091	097-119	65372	66451
1996-92	-	1/2-20	092-001	090-052	097-021	65202	65274
1996-92	-	M12-1.75	092-005	090-079	097-119	65371	66451
8 cyl. - 6.6L (400)							
2006-05	Diesel, w/Allison Trans	—	—	—	095-010	—	65268
1980	-	1/2-20	092-001	090-052	097-021	65202	65274
8 cyl. - 7.0L (427)							
2000-97	-	M12-1.75	092-005	090-091	097-119	65372	66451
1996-91	-	1/2-20	092-001	090-043	097-021	65203	65274
1996-91	-	M12-1.75	092-005	090-079	097-119	65371	66451
1990-83	-	1/2-20	092-001	090-043	097-021	65203	65274
8 cyl. - 7.4L (454)							
2000-97	-	M12-1.75	092-005	090-091	097-119	65372	66451
1996-95	-	1/2-20	092-001	090-052	097-021	65202	65274
1996-95	-	M12-1.75	092-005	090-079	097-119	65371	66451
1994-80	-	1/2-20	092-001	090-052	097-021	65202	65274
8 cyl. - 8.1L (496)							
2006-01	-	M12-1.75	092-005	090-091	097-119	65372	66451
8 cyl. - All							
1979-55	-	1/2-20	092-001	090-052	097-022	65202	65270
CHRYSLER							
4 cyl. - 2.0L (122)							
2000-95	-	M14-1.50	092-007	090-098	NR	65246	NR
4 cyl. - 2.2L (135)							
1990-82	-	1/2-20	092-001	090-052	097-022	65202	65270
4 cyl. - 2.4L (148)							
2006	PT Cruiser	M14-1.50	092-007	090-115	NR	65324	NR
2006	Sebring, Exc. Coupe	M14-1.50	092-007	090-115	NR	65324	NR
2005	PT Cruiser	M14-1.50	092-007	090-115	NR	65324	NR



Oil Drain Plug and Gasket Applications

Make Engine/Year	Description	Thread	Dorman EZ Drain	Dorman Drain Plug	Dorman Gasket	Oil-Tite! Drain Plug	Oil-Tite! Gasket
CHRYSLER (continued)							
4 cyl. - 2.4L (148) (continued)							
2004-03	PT Cruiser	M14-1.50	092-007	090-115	NR	65324	NR
2004-03	Sebring, DOHC (VIN X)	M14-1.50	092-007	090-115	NR	65324	NR
2004-03	Sebring, SOHC (VIN G)	M14-1.50	092-007	090-075	095-141	65253	65310
2004-03	Voyager	M14-1.50	092-007	090-115	NR	65324	NR
2002	PT Cruiser	M14-1.50	092-007	090-115	NR	65324	NR
2002	Sebring, DOHC (VIN X)	M14-1.50	092-007	090-098	NR	65246	NR
2002	Sebring, SOHC (VIN G)	M14-1.50	092-007	090-075	095-141	65253	65310
2002	Voyager	M14-1.50	092-007	090-115	NR	65324	NR
2001	PT Cruiser	M14-1.50	092-007	090-098	NR	65246	NR
2001	Sebring, DOHC (VIN X)	M14-1.50	092-007	090-115	NR	65324	NR
2001	Sebring, SOHC (VIN G)	M14-1.50	092-007	090-075	095-141	65253	65310
2001	Voyager	M14-1.50	092-007	090-115	NR	65324	NR
2000-96	-	M14-1.50	092-007	090-098	NR	65246	NR
1995	-	1/2-20	092-001	090-058	NR	65267	NR
4 cyl. - 2.5L (153)							
1993-86	-	1/2-20	092-001	090-052	097-022	65202	65270
4 cyl. - 2.6L (156)							
1985-83	-	M14-1.50	092-007	090-075	095-141	65253	65310
1985-83	-	M18-1.50	092-009	090-042	095-016	65220	66178
1982	-	M18-1.50	092-009	090-042	095-016	65220	66178
4 cyl. - 2.6L (2555cc)							
1989-87	Conquest	M14-1.50	092-007	090-075	095-141	65253	65310
6 cyl. - 2.5L (152)							
2000-95	-	M14-1.50	092-007	090-075	095-141	65253	65310
6 cyl. - 2.7L (167)							
2006	300	M14-1.50	092-007	090-115	NR	65324	NR
2006	Sebring, Exc. Coupe	M14-1.50	092-007	090-115	NR	65324	NR
2005-01	-	M14-1.50	092-007	090-115	NR	65324	NR
2000-98	-	M14-1.50	092-007	090-098	NR	65246	NR
6 cyl. - 3.0L (181)							
2003-00	-	M14-1.50	092-007	090-075	095-141	65253	65310
1995-93	-	M14-1.50	092-007	090-075	095-141	65253	65310
1992-88	-	M14-1.50	092-007	090-075	095-141	65253	65310
6 cyl. - 3.2L (197)							
2006-05	-	M14-1.50	092-007	090-164	097-135	—	65390
2004-01	-	M14-1.50	092-007	090-115	NR	65324	NR
2000-98	-	M14-1.50	092-007	090-098	NR	65246	NR
6 cyl. - 3.3L (201)							
2005-03	-	M14-1.50	092-007	090-115	NR	65324	NR
2002-00	-	M14-1.50	092-007	090-098	NR	65246	NR
1999-90	-	1/2-20	092-001	090-058	NR	65267	NR
6 cyl. - 3.5L (215)							
2006-00	-	M14-1.50	092-007	090-115	NR	65324	NR
1999	-	M14-1.50	092-007	090-098	NR	65246	NR
1997-93	-	1/2-20	092-001	090-058	NR	65267	NR
6 cyl. - 3.7L (225)							
1983-78	-	1/2-20	092-001	090-052	097-022	65202	65270
6 cyl. - 3.8L (230)							
2006-03	-	M14-1.50	092-007	090-115	NR	65324	NR
2002-00	-	M14-1.50	092-007	090-098	NR	65246	NR
1999-97	-	1/2-20	092-001	090-058	NR	65267	NR
1996-91	-	1/2-20	092-001	090-052	097-022	65202	65270
8 cyl. - 5.7L (345)							
2006-05	-	M14-1.50	092-007	090-115	NR	65324	NR
8 cyl. - 6.1L (370)							
2006-05	-	M14-1.50	092-007	090-115	NR	65324	NR
8 cyl. - All							
1989-62	-	1/2-20	092-001	090-052	097-022	65202	65270
DODGE							
4 cyl. - 1.4L (1410cc)							
1984-83	-	M14-1.50	092-007	090-075	095-141	65253	65310
1982	-	M14-1.50	092-007	090-075	095-141	65253	65310
1982	-	M18-1.50	092-009	090-042	095-016	65220	66178
1981-79	-	M18-1.50	092-009	090-042	095-016	65220	66178
4 cyl. - 1.5L (1468cc)							
1994-85	-	M14-1.50	092-007	090-075	095-141	65253	65310
4 cyl. - 1.6L (1597cc)							
1990-83	Colt	M14-1.50	092-007	090-075	095-141	65253	65310
1982	Colt	M14-1.50	092-007	090-075	095-141	65253	65310
1982	Colt	M18-1.50	092-009	090-042	095-016	65220	66178
1981-71	-	M18-1.50	092-009	090-042	095-016	65220	66178
4 cyl. - 1.6L (97)							
1986-83	Omni	M20-1.50	092-010	090-040	097-019-R	65221	65280
4 cyl. - 1.7L (104)							
1983-78	-	M14-1.50	092-007	090-036	097-010	65216	65272
4 cyl. - 1.8L (1754cc)							
1994-89	-	M14-1.50	092-007	090-075	095-141	65253	65310
4 cyl. - 2.0L (122)							
2005-02	-	M14-1.50	092-007	090-115	NR	65324	NR
2001-96	-	M14-1.50	092-007	090-098	NR	65246	NR
1995	Avenger	M14-1.50	092-007	090-098	NR	65246	NR
1995	Neon, Stratus	1/2-20	092-001	090-058	NR	65267	NR

3 Oil Drain Plug and Gasket Applications



Push • Twist • Drain
See pages 29 and 39 for details.

Oil Drain Plug and Gasket Applications

Make Engine/Year	Description	Thread	Dorman EZ Drain	Dorman Drain Plug	Dorman Gasket	Oil-Tite! Drain Plug	Oil-Tite! Gasket
DODGE (continued)							
4 cyl. - 2.0L (2000cc)							
1991-84	Colt Vista	M14-1.50	092-007	090-075	095-141	65253	65310
1977-74	-	M18-1.50	092-009	090-042	095-016	65220	66178
4 cyl. - 2.2L (135)							
1994-81	-	1/2-20	092-001	090-052	097-022	65202	65270
4 cyl. - 2.4L (148)							
2006	Stratus, Sedan	M14-1.50	092-007	090-115	NR	65324	NR
2005	-	M14-1.50	092-007	090-115	NR	65324	NR
2004-03	Caravan	M14-1.50	092-007	090-115	NR	65324	NR
2004-03	Neon	M14-1.50	092-007	090-115	NR	65324	NR
2004-03	Stratus, DOHC (VIN X)	M14-1.50	092-007	090-115	NR	65324	NR
2004-03	Stratus, SOHC (VIN G)	M14-1.50	092-007	090-075	095-141	65253	65310
2002	Caravan	M14-1.50	092-007	090-115	NR	65324	NR
2002	Stratus, DOHC (VIN X)	M14-1.50	092-007	090-098	NR	65246	NR
2002	Stratus, SOHC (VIN G)	M14-1.50	092-007	090-075	095-141	65253	65310
2001	Caravan	M14-1.50	092-007	090-115	NR	65324	NR
2001	Stratus, DOHC (VIN X)	M14-1.50	092-007	090-115	NR	65324	NR
2001	Stratus, SOHC (VIN G)	M14-1.50	092-007	090-075	095-141	65253	65310
2000-96	-	M14-1.50	092-007	090-098	NR	65246	NR
1995	-	1/2-20	092-001	090-058	NR	65267	NR
4 cyl. - 2.5L (153)							
1995-86	-	1/2-20	092-001	090-052	097-022	65202	65270
4 cyl. - 2.6L (156)							
1987	-	M14-1.50	092-007	090-075	095-141	65253	65310
1986-83	-	M14-1.50	092-007	090-075	095-141	65253	65310
1986-83	-	M18-1.50	092-009	090-042	095-016	65220	66178
1982-78	-	M18-1.50	092-009	090-042	095-016	65220	66178
6 cyl. - 2.5L (152)							
2000-95	-	M14-1.50	092-007	090-075	095-141	65253	65310
6 cyl. - 2.7L (167)							
2006	Charger & Magnum	M14-1.50	092-007	090-115	NR	65324	NR
2006	Stratus, Sedan	M14-1.50	092-007	090-115	NR	65324	NR
2005	-	M14-1.50	092-007	090-115	NR	65324	NR
2004-01	-	M14-1.50	092-007	090-115	NR	65324	NR
2000-98	-	M14-1.50	092-007	090-098	NR	65246	NR
6 cyl. - 3.0L (181)							
2003-93	-	M14-1.50	092-007	090-075	095-141	65253	65310
1992-90	Exc. Monaco	M14-1.50	092-007	090-075	095-141	65253	65310
1992-90	Monaco	M16-1.50	092-008	090-054	095-145	65325	65282
1989-87	-	M14-1.50	092-007	090-075	095-141	65253	65310
6 cyl. - 3.2L (197)							
2001	Intrepid	M14-1.50	092-007	090-115	NR	65324	NR
2000-98	Intrepid	M14-1.50	092-007	090-098	NR	65246	NR
6 cyl. - 3.3L (201)							
2005-03	-	M14-1.50	092-007	090-115	NR	65324	NR
2002-00	-	M14-1.50	092-007	090-098	NR	65246	NR
1999-90	-	1/2-20	092-001	090-058	NR	65267	NR
6 cyl. - 3.5L (215)							
2006-00	-	M14-1.50	092-007	090-115	NR	65324	NR
1997-93	-	1/2-20	092-001	090-058	NR	65267	NR
6 cyl. - 3.8L (230)							
2005-03	-	M14-1.50	092-007	090-115	NR	65324	NR
2002-00	-	M14-1.50	092-007	090-098	NR	65246	NR
1999-97	-	1/2-20	092-001	090-058	NR	65267	NR
1996-94	-	1/2-20	092-001	090-052	097-022	65202	65270
6 cyl. - All							
1983-61	-	1/2-20	092-001	090-052	097-022	65202	65270
8 cyl. - 5.7L (345)							
2006-05	-	M14-1.50	092-007	090-115	NR	65324	NR
8 cyl. - 6.1L (370)							
2006	-	M14-1.50	092-007	090-115	NR	65324	NR
8 cyl. - All							
1989-64	-	1/2-20	092-001	090-052	097-022	65202	65270
10 cyl. - 8.0L (488)							
2002-92	Viper	1/2-20	092-001	090-043	097-001	65203	65330
10 cyl. - 8.3L (500)							
2003	Viper	1/2-20	092-001	090-043	097-001	65203	65330
10 cyl. - 8.3L (505)							
2006	-	M14-1.50	092-007	090-115	NR	65324	NR
2005-04	Viper	1/2-20	092-001	090-058	NR	65267	NR
DODGE TRUCK							
4 cyl. - 2.0L (122)							
1989-83	-	M14-1.50	092-007	090-075	095-141	65253	65310
1982-79	-	M18-1.50	092-009	090-042	095-016	65220	66178
4 cyl. - 2.2L (135)							
1988-87	-	1/2-20	092-001	090-052	097-001	65202	65330
4 cyl. - 2.3L (143)							
1985-83	-	M14-1.50	092-007	090-075	095-141	65253	65310
4 cyl. - 2.4L (143)							
1993-90	-	M14-1.50	092-007	090-075	095-141	65253	65310
4 cyl. - 2.5L (153)							
2002-94	-	1/2-20	092-001	090-058	NR	65267	NR
1993-89	-	1/2-20	092-001	090-052	097-001	65202	65330



Oil Drain Plug and Gasket Applications

Make Engine/Year	Description	Thread	Dorman EZ Drain	Dorman Drain Plug	Dorman Gasket	Oil-Tite! Drain Plug	Oil-Tite! Gasket
DODGETRUCK (continued)							
4 cyl. - 2.6L (156)							
1989-83	-	M14-1.50	092-007	090-075	095-141	65253	65310
1982-79	-	M18-1.50	092-009	090-042	095-016	65220	66178
5 cyl. - 2.7L (165)							
2005-04	-	M14-1.50	092-007	090-164	097-135	—	65390
6 cyl. - 3.0L (181)							
1991-89	-	M14-1.50	092-007	090-075	095-141	65253	65310
6 cyl. - 3.2L (198)							
1971-70	-	1/2-20	092-001	090-052	097-022	65202	65270
6 cyl. - 3.7L (225)							
2003	-	M14-1.50	092-007	090-098	—	65246	—
1987-61	-	1/2-20	092-001	090-052	097-022	65202	65270
6 cyl. - 3.7L (226)							
2006-02	-	M14-1.50	092-007	090-172	—	—	—
6 cyl. - 3.9L (239)							
2003-92	-	1/2-20	092-001	090-058	NR	65267	NR
1991-73	-	1/2-20	092-001	090-052	097-022	65202	65270
6 cyl. - 4.0L (243)							
1980-78	Diesel Eng	1/2-20	092-001	090-052	097-001	65202	65330
6 cyl. - 5.9L (359)							
2005-02	Diesel Eng	M18-1.5	092-009	090-173	—	—	—
2001-94	Diesel Eng	M22-1.50	092-011	090-151	097-133	65384	65388
1993-90	Diesel Eng	M18-1.50	092-009	090-114	097-004	65264	65344
1989	Diesel Eng	1/2-20	092-001	090-052	097-022	65202	65270
8 cyl. - 4.2L (255)							
1975	Diesel Eng	1/2-20	092-001	090-052	097-001	65202	65330
8 cyl. - 4.7L (287)							
2006-04	-	M14-1.50	092-007	090-172	—	—	—
2003	Dakota & Durango	M14-1.50	092-007	090-098	—	65246	—
2002-00	-	M14-1.50	092-007	090-098	—	65246	—
8 cyl. - 5.2L (318)							
2003-92	-	1/2-20	092-001	090-058	NR	65267	NR
1991-62	-	1/2-20	092-001	090-052	097-022	65202	65270
8 cyl. - 5.7L (345)							
2005-04	-	M14-1.50	092-007	090-172	—	—	—
2003	-	M14-1.50	092-007	090-098	—	65246	—
8 cyl. - 5.9L (360)							
2003-92	-	1/2-20	092-001	090-058	NR	65267	NR
1991-66	-	1/2-20	092-001	090-052	097-022	65202	65270
8 cyl. - 6.3L (383)							
1973-67	-	1/2-20	092-001	090-052	097-022	65202	65270
8 cyl. - 6.6L (400)							
1978-74	-	1/2-20	092-001	090-052	097-001	65202	65330
1973-71	-	1/2-20	092-001	090-052	097-022	65202	65270
8 cyl. - 7.2L (440)							
1979-74	-	1/2-20	092-001	090-052	097-001	65202	65330
1973	-	1/2-20	092-001	090-052	097-022	65202	65270
10 cyl. - 8.0L (488)							
2003-94	-	1/2-20	092-001	090-058	NR	65267	NR
EAGLE							
4 cyl. - 1.5L (1468cc)							
1996-89	-	M14-1.50	092-007	090-075	095-141	65253	65310
4 cyl. - 1.6L (1597cc)							
1990-89	-	M14-1.50	092-007	090-075	095-141	65253	65310
4 cyl. - 1.8L (107)							
1996-92	-	M14-1.50	092-007	090-075	095-141	65253	65310
4 cyl. - 2.0L (122)							
1998-95	w/Turbo	M14-1.50	092-007	090-075	095-141	65253	65310
1998-95	wo/Turbo	M14-1.50	092-007	090-098	NR	65246	NR
1994-90	-	M14-1.50	092-007	090-075	095-141	65253	65310
4 cyl. - 2.2L (2163cc)							
1989-88	-	M16-1.50	092-008	090-054	095-145	65325	65282
4 cyl. - 2.4L (2351cc)							
1996-92	-	M14-1.50	092-007	090-075	095-141	65253	65310
4 cyl. - 2.5L (150)							
1989-88	-	M14-1.25	092-006	090-076	095-015	65232	65292
6 cyl. - 3.0L (181)							
1992-88	-	M16-1.50	092-008	090-054	095-145	65325	65282
6 cyl. - 3.3L (201)							
1997-93	-	1/2-20	092-001	090-058	NR	65267	NR
6 cyl. - 3.5L (215)							
1997-95	-	1/2-20	092-001	090-058	NR	65267	NR
1994-93	-	1/2-20	092-001	090-052	097-022	65202	65270
FORD							
4 cyl. - 1.3L (1295cc)							
1997-88	-	M14-1.50	092-007	090-075	095-015	65253	65292
4 cyl. - 1.6L (1598cc)							
1980-78	Fiesta	M14-1.50	092-007	090-033	097-025	65230	65269
4 cyl. - 1.6L (97)							
1973-71	-	1/2-20	092-001	090-005	097-001	65245	65330
4 cyl. - 1.6L (98)							
1985-81	-	M14-1.50	092-007	090-053	097-025	65215	65269
4 cyl. - 1.8L (110)							
1996-91	-	M14-1.50	092-007	090-033	095-003	65230	65275



Push • Twist • Drain
See pages 29 and 39 for details.

Oil Drain Plug and Gasket Applications

Make Engine/Year	Description	Thread	Dorman EZ Drain	Dorman Drain Plug	Dorman Gasket	Oil-Tite! Drain Plug	Oil-Tite! Gasket
FORD (continued)							
4 cyl. - 1.9L (113)							
1996	From 12/12/95	M12-1.75	092-005	090-059	NR	65378	NR
1996	To 12/11/95	M14-1.50	092-007	090-053	097-025	65215	65269
1995-85	-	M14-1.50	092-007	090-053	097-025	65215	65269
4 cyl. - 2.0L (122)							
2006	Focus	M14-1.50	092-007	090-115	NR	65324	NR
2005-01	Escort, ZX2 & Focus (DOHC)	M14-1.50	092-007	090-115	NR	65324	NR
2005-01	Escort, ZX2 & Focus (SOHC)	M12-1.75	092-005	090-156	097-145	—	—
2000	Contour	M14-1.50	092-007	090-115	NR	65324	NR
2000	Escort, ZX2 & Focus (Multi Port Inj)	M14-1.50	092-007	090-115	NR	65324	NR
2000	Escort, ZX2 & Focus (SOHC)	M12-1.75	092-005	090-156	097-145	—	—
1999-98	Contour	M14-1.50	092-007	090-115	NR	65324	NR
1999-98	Escort & ZX2 (Multi Port Inj)	M14-1.50	092-007	090-115	NR	65324	NR
1999-98	Escort & ZX2 (Split Port Inj)	M12-1.75	092-005	090-059	NR	65378	NR
1997	Contour	M14-1.50	092-007	090-033	097-010	65230	65272
1997	Escort	M12-1.75	092-005	090-059	NR	65378	NR
1997	Probe	M14-1.50	092-007	090-075	095-015	65253	65292
1996-95	Contour	M14-1.50	092-007	090-033	097-010	65230	65272
1996-95	Probe	M14-1.50	092-007	090-075	095-015	65253	65292
1994-93	Probe	M14-1.50	092-007	090-075	095-015	65253	65292
1987-84	Diesel Eng	M14-1.50	092-007	090-075	095-015	65253	65292
1974-73	-	M14-1.50	092-007	090-033	097-025	65230	65269
1972-71	-	M14-1.50	092-007	090-053	097-010	65215	65272
4 cyl. - 2.2L (133)							
1992-89	Probe	M14-1.50	092-007	090-075	095-015	65253	65292
4 cyl. - 2.3L (140)							
2006-04	Focus	M14-1.50	092-007	090-115	NR	65324	NR
1994-80	-	M14-1.50	092-007	090-053	097-025	65215	65269
1979-74	-	M14-1.50	092-007	090-033	097-025	65230	65269
4 cyl. - 2.5L (153)							
1990-86	-	M14-1.50	092-007	090-053	097-025	65215	65269
6 cyl. - 2.5L (152)							
2000-99	Contour	M12-1.75	092-005	090-153	NR	65385	NR
1998	Contour	M12-1.75	092-005	090-059	NR	65378	NR
1997-95	Contour	M12-1.75	092-005	090-059	NR	65378	NR
1997-95	Probe	M14-1.50	092-007	090-075	095-015	65253	65292
1994-93	Probe	M14-1.50	092-007	090-075	095-015	65253	65292
6 cyl. - 2.8L (171)							
1979-74	-	M14-1.50	092-007	090-033	097-025	65230	65269
6 cyl. - 3.0L (182)							
2006-05	Five Hundred, Freestyle	M12-1.75	092-005	090-153	NR	65385	NR
2006-01	Taurus, 12 Valve	M14-1.50	092-007	090-161	097-025	—	65269
2006-01	Taurus, 24 Valve	M12-1.75	092-005	090-156	NR	—	NR
2000-97	Taurus, 12 Valve	M14-1.50	092-007	090-161	097-025	—	65269
2000-97	Taurus, 24 Valve	M12-1.75	092-005	090-059	NR	65378	NR
1996	Exc. Taurus, 24 Valve	M14-1.50	092-007	090-053	097-025	65215	65269
1996	Taurus, 24 Valve	M12-1.75	092-005	090-059	NR	65378	NR
1995-89	Exc. Taurus SHO	M14-1.50	092-007	090-053	097-025	65215	65269
1995-89	Taurus SHO	M14-1.50	092-007	090-033	095-010	65230	65268
1988-86	-	M14-1.50	092-007	090-053	097-025	65215	65269
6 cyl. - 3.2L (195)							
1995-93	Taurus SHO	M14-1.50	092-007	090-033	095-010	65230	65268
6 cyl. - 3.3L (200)							
1983-74	-	1/2-20	092-001	090-005	097-001	65245	65330
6 cyl. - 3.8L (232)							
2004-01	-	M12-1.75	092-005	090-156	097-145	—	—
2000-96	-	M12-1.75	092-005	090-059	NR	65378	NR
1995	Mustang, Thunderbird	M12-1.75	092-005	090-059	NR	65378	NR
1995	Taurus	M14-1.50	092-007	090-053	097-025	65215	65269
1994-82	-	M14-1.50	092-007	090-053	097-025	65215	65269
6 cyl. - 4.0L (245)							
2006-05	Mustang	M14-1.50	092-007	090-115	NR	65324	NR
6 cyl. - 4.1L (250)							
1980-74	-	1/2-20	092-001	090-005	097-001	65245	65330
6 cyl. - All							
1973-54	-	1/2-20	092-001	090-005	097-001	65245	65330
8 cyl. - 3.4L (207)							
1999-96	Taurus SHO	M14-1.50	092-007	090-033	095-010	65230	65268
8 cyl. - 3.9L (242)							
2005-02	Thunderbird	M14-1.50	092-007	090-161	—	—	—
8 cyl. - 4.2L (255)							
1982-80	-	1/2-20	092-001	090-005	097-001	65245	65330
8 cyl. - 4.6L (281)							
2006-98	-	M14-1.50	092-007	090-161	—	—	—
1997-92	-	M14-1.50	092-007	090-053	097-025	65215	65269
8 cyl. - 5.0L (302)							
1995-91	-	M14-1.50	092-007	090-053	097-010	65215	65272
1990	-	1/2-20	092-001	090-005	097-001	65245	65330
1990	-	M14-1.50	092-007	090-053	097-010	65215	65272
1989-68	-	1/2-20	092-001	090-005	097-001	65245	65330
8 cyl. - 5.4L (330)							
2006-05	-	M12-1.75	092-005	090-156	—	—	—
8 cyl. - 5.8L (351)							
1995	-	1/2-20	092-001	090-005	097-001	65245	65330



Oil Drain Plug and Gasket Applications

Make Engine/Year	Description	Thread	Dorman EZ Drain	Dorman Drain Plug	Dorman Gasket	Oil-Tite! Drain Plug	Oil-Tite! Gasket
FORD (continued)							
8 cyl. - 5.8L (351) (continued)							
1991-80	-	1/2-20	092-001	090-005	097-001	65245	65330
1979-73	-	1/2-20	092-001	090-005	097-001	65245	65330
1979-73	-	M14-1.50	092-007	090-033	097-025	65230	65269
8 cyl. - 6.6L (400)							
1978-73	-	1/2-20	092-001	090-005	097-001	65245	65330
1978-73	-	M14-1.50	092-007	090-033	097-025	65230	65269
8 cyl. - 7.0L (429)							
1973	-	1/2-20	092-001	090-005	097-001	65245	65330
8 cyl. - 7.5L (460)							
1978-73	-	1/2-20	092-001	090-005	097-001	65245	65330
8 cyl. - All							
1972-57	-	1/2-20	092-001	090-005	097-001	65245	65330
FORD TRUCK							
4 cyl. - 1.8L (110)							
1980	Courier	M14-1.50	092-007	090-075	095-015	65253	65292
4 cyl. - 2.0L (122)							
2004-01	Escape	M14-1.50	092-007	090-115	NR	65324	NR
1989-83	-	M14-1.50	092-007	090-053	097-025	65215	65269
1982-81	-	M14-1.50	092-007	090-075	095-015	65253	65292
4 cyl. - 2.2L (134)							
1984-83	-	M14-1.50	092-007	090-075	095-015	65253	65292
4 cyl. - 2.3L (140)							
2006-05	Escape	M12-1.75	092-005	090-153	NR	65385	NR
2006-05	Escape Hybrid	M14-1.50	092-007	090-115	NR	65324	NR
2006-01	Ranger	M12-1.75	092-005	090-153	NR	65385	NR
1997-95	-	M12-1.75	092-005	090-059	NR	65378	NR
1994-83	-	M14-1.50	092-007	090-053	097-025	65215	65269
1982-80	-	M14-1.50	092-007	090-033	097-025	65230	65269
4 cyl. - 2.5L (153)							
2001-98	Ranger	M12-1.75	092-005	090-156	NR	—	NR
6 cyl. - 2.8L (171)							
1986-83	-	M14-1.50	092-007	090-053	097-025	65215	65269
6 cyl. - 2.9L (177)							
1992-86	-	M14-1.50	092-007	090-053	097-025	65215	65269
6 cyl. - 3.0L (182)							
2006-01	Escape	M12-1.75	092-005	090-153	NR	65385	NR
2006-01	Ranger	M14-1.50	092-007	090-161	097-025	-	65269
2000-99	-	M14-1.50	092-007	090-161	097-025	-	65269
1998	Ranger	M14-1.50	092-007	090-161	097-025	-	65269
1998	Windstar	M14-1.50	092-007	090-053	097-025	65215	65269
1997-86	-	M14-1.50	092-007	090-053	097-025	65215	65269
6 cyl. - 3.8L (232)							
2003-01	Windstar	M12-1.75	092-005	090-156	NR	—	NR
2000-95	Windstar	M14-1.50	092-007	090-033	097-025	65230	65269
1983-82	-	M14-1.50	092-007	090-053	097-025	65215	65269
6 cyl. - 3.9L (242)							
2006-04	-	M12-1.75	092-005	090-153	NR	65385	NR
6 cyl. - 4.0L (245)							
2006-01	-	M14-1.50	092-007	090-115	NR	65324	NR
2000-96	Aerostar, Ranger	M14-1.50	092-007	090-053	097-010	65215	65272
2000-96	Explorer	M14-1.50	092-007	090-115	NR	65324	NR
1995-90	-	M14-1.50	092-007	090-053	097-010	65215	65272
6 cyl. - 4.2L (256)							
2006-04	Freestar	M12-1.75	092-005	090-153	NR	65385	NR
2004-01	F-Series Pickup	M12-1.75	092-005	090-156	NR	—	NR
2000-97	-	M12-1.75	092-005	090-059	NR	65378	NR
6 cyl. - 4.9L (300)							
1996-75	-	1/2-20	092-001	090-005	097-001	65245	65330
6 cyl. - All							
1974-54	-	1/2-20	092-001	090-005	097-001	65245	65330
8 cyl. - 4.2L (255)							
1982-81	-	1/2-20	092-001	090-005	097-001	65245	65330
8 cyl. - 4.6L (281)							
2006-99	-	M14-1.50	092-007	090-161	097-025	-	65269
1998-97	-	M14-1.50	092-007	090-053	097-025	65215	65269
8 cyl. - 5.0L (302)							
2000-99	13mm Head	M14-1.50	092-007	090-033	097-010	65230	65272
2000-99	14mm Head	M14-1.50	092-007	090-161	097-025	-	65269
1998	13mm Head	M14-1.50	092-007	090-033	097-010	65230	65272
1998	14mm Head	M14-1.50	092-007	090-161	097-025	-	65269
1998	15mm Head	M12-1.75	092-005	090-059	NR	65378	NR
1997	13mm Head	M14-1.50	092-007	090-033	097-010	65230	65272
1997	15mm Head	M12-1.75	092-005	090-059	NR	65378	NR
1996	Exc. Explorer	1/2-20	092-001	090-005	097-001	65245	65330
1996	Explorer	M14-1.50	092-007	090-033	097-010	65230	65272
1995-80	-	1/2-20	092-001	090-005	097-001	65245	65330
8 cyl. - 5.4L (329)							
1998-97	-	M14-1.50	092-007	090-053	097-025	65215	65269
8 cyl. - 5.4L (330)							
2006-99	-	M14-1.50	092-007	090-161	—	—	—
8 cyl. - 5.8L (351)							
1997-92	-	M14-1.50	092-007	090-053	097-025	65215	65269
1991-90	-	1/2-20	092-001	090-005	097-001	65245	65330



Push • Twist • Drain
See pages 29 and 39 for details.

Oil Drain Plug and Gasket Applications

Make Engine/Year	Description	Thread	Dorman EZ Drain	Dorman Drain Plug	Dorman Gasket	Oil-Tite! Drain Plug	Oil-Tite! Gasket
FORD TRUCK (continued)							
8 cyl. - 5.8L (351) (continued)							
1991-90	-	M14-1.50	092-007	090-053	097-025	65215	65269
1989-88	-	M14-1.50	092-007	090-053	097-025	65215	65269
1987-80	-	1/2-20	092-001	090-005	097-001	65245	65330
8 cyl. - 6.6L (400)							
1982-80	-	1/2-20	092-001	090-005	097-001	65245	65330
8 cyl. - 6.6L (401), 7.8L (478)							
1993-87	Diesel Eng	3/4-16	092-002	090-074	097-004	65382	65344
8 cyl. - 6.9L (421)							
1987-83	Diesel Eng	1/2-20	092-001	090-043	097-001	65203	65330
8 cyl. - 7.3L (444)							
1989-88	Diesel Eng	1/2-20	092-001	090-043	097-001	65203	65330
8 cyl. - 7.3L (445)							
2005-90	Diesel Eng	M14-1.25	092-006	090-149	095-010	65256	65268
8 cyl. - 7.5L (460)							
1997-86	-	M14-1.50	092-007	090-053	097-025	65215	65269
1985	-	1/2-20	092-001	090-005	097-001	65245	65330
1985	-	M14-1.50	092-007	090-053	097-025	65215	65269
1984-80	-	1/2-20	092-001	090-005	097-001	65245	65330
8 cyl. - All							
1979-76	Magnetic	1/2-20	092-001	090-043	097-001	65203	65330
1979-59	Non-Magnetic	1/2-20	092-001	090-005	097-001	65245	65330
10 cyl. - 6.8L (415)							
2006-97	-	M14-1.50	092-007	090-161	—	—	—
GEO							
3 cyl. - 1.0L (993cc)							
2000-89	Metro	M14-1.50	092-007	090-075	095-147	65253	—
4 cyl. - 1.3L (1295cc)							
2001-95	Metro	M14-1.50	092-007	090-075	095-147	65253	—
4 cyl. - 1.5L (1471cc)							
1989	-	M14-1.50	092-007	090-033	097-026	65230	65352
4 cyl. - 1.6L (1588cc)							
2000-94	Tracker	M14-1.50	092-007	090-075	095-147	65253	—
1997-94	Prizm	M12-1.25	092-003	090-049	097-127	65214	65301
1993-89	Prizm	M12-1.25	092-003	090-049	097-127	65214	65301
1993-89	Storm	M14-1.50	092-007	090-033	097-026	65230	65352
1993-89	Tracker	M14-1.50	092-007	090-075	095-147	65253	—
4 cyl. - 1.8L (1788cc)							
2001-93	Prizm	M12-1.25	092-003	090-049	097-127	65214	65301
1993-92	Storm	M14-1.50	092-007	090-033	097-026	65230	65352
4 cyl. - 2.0L (122)							
2001-99	Tracker	M14-1.50	092-007	090-075	095-147	65253	—
GMC TRUCK - SEE CHEVROLET/GMC TRUCK							
HONDA							
2 cyl. - 0.6L (598cc)							
1972-70	-	M20-1.50	092-010	090-040	091-136	65221	65277
3 cyl. - 1.0L (1000cc)							
2006-00	Insight	—	—	—	095-015	—	65292
4 cyl. - 1.2L (1237cc)							
1979-73	-	M20-1.50	092-010	090-040	091-136	65221	65277
4 cyl. - 1.3L (1339cc)							
2006-03	Civic Hybrid	M14-1.50	092-007	090-033	095-015	65230	65292
4 cyl. - 1.3L (1342cc)							
1987-84	-	M14-1.50	092-007	090-075	095-015	65253	65292
1983-80	-	M20-1.50	092-010	090-040	091-136	65221	65277
4 cyl. - 1.5L (1487cc)							
1995-84	-	M14-1.50	092-007	090-075	095-015	65253	65292
1983-75	-	M20-1.50	092-010	090-040	091-136	65221	65277
4 cyl. - 1.6L (1590cc)							
2000-98	Civic (DX,LX Series)	M14-1.50	092-007	090-075	095-015	65253	65292
2000-98	Civic (Exc. DX,LX,SI Series)	M14-1.50	092-007	090-033	095-015	65230	65292
1997-96	Civic (DX,LX Series)	M14-1.50	092-007	090-075	095-015	65253	65292
1997-96	Civic (Exc. DX,LX Series)	M14-1.50	092-007	090-033	095-015	65230	65292
1997-96	Civic Del Sol	M14-1.50	092-007	090-075	095-015	65253	65292
1995-89	-	M14-1.50	092-007	090-075	095-015	65253	65292
4 cyl. - 1.6L (1599cc)							
1978-76	-	M20-1.50	092-010	090-040	091-136	65221	65277
4 cyl. - 1.7L (1700cc)							
2005-01	Civic (DX,LX Series)	M14-1.50	092-007	090-075	095-015	65253	65292
2005-01	Civic (Exc. DX,LX Series)	M14-1.50	092-007	090-033	095-015	65230	65292
4 cyl. - 1.8L (1751cc)							
1983-79	-	M20-1.50	092-010	090-040	091-136	65221	65277
4 cyl. - 1.8L (1799cc)							
2006	-	M14-1.50	092-007	090-033	095-015	65230	65292
4 cyl. - 1.8L (1829cc)							
1987-83	-	M14-1.50	092-007	090-075	095-015	65253	65292
4 cyl. - 2.0L (1955cc)							
1991-85	-	M14-1.50	092-007	090-075	095-015	65253	65292
4 cyl. - 2.0L (1972cc)							
2003-02	S2000	M14-1.50	092-007	090-033	095-015	65230	65292
2001-00	CR-V	M14-1.50	092-007	090-075	095-015	65253	65292
1999-97	CR-V	M14-1.50	092-007	090-075	095-015	65253	65292
4 cyl. - 2.0L (1997cc)							
2001-00	S2000	M14-1.50	092-007	090-033	095-015	65230	65292



Oil Drain Plug and Gasket Applications

Make Engine/Year	Description	Thread	Dorman EZ Drain	Dorman Drain Plug	Dorman Gasket	Oil-Tite! Drain Plug	Oil-Tite! Gasket
HONDA (continued)							
4 cyl. - 2.0L (1998cc)							
2005-02	Civic	M14-1.50	092-007	090-075	095-015	65253	65292
4 cyl. - 2.2L (2156cc)							
2001-98	Prelude	M14-1.50	092-007	090-033	095-015	65230	65292
1997	Accord, Odyssey	M14-1.50	092-007	090-075	095-015	65253	65292
1997	Prelude	M14-1.50	092-007	090-033	095-015	65230	65292
1996-90	-	M14-1.50	092-007	090-075	095-015	65253	65292
4 cyl. - 2.2L (2157cc)							
2006-04	S2000	M14-1.50	092-007	090-033	095-015	65230	65292
4 cyl. - 2.3L (2234cc)							
2002-98	Accord, Odyssey	M14-1.50	092-007	090-075	095-015	65253	65292
4 cyl. - 2.3L (2259cc)							
1996-92	Prelude	M14-1.50	092-007	090-075	095-015	65253	65292
4 cyl. - 2.4L (2354cc)							
2006-02	-	M14-1.50	092-007	090-075	095-015	65253	65292
4 cyl. - 2.6L (2559cc)							
1996-94	Passport	M14-1.50	092-007	090-036	095-015	65216	65292
6 cyl. - 2.7L (2675cc)							
1997-95	Accord	M14-1.50	092-007	090-075	095-015	65253	65292
6 cyl. - 3.0L (3000cc)							
2006-98	Accord	M14-1.50	092-007	090-033	095-015	65230	65292
6 cyl. - 3.2L (3165cc)							
2002-94	Passport	M14-1.50	092-007	090-033	095-010	65230	65268
6 cyl. - 3.5L (3475cc)							
2006-99	-	M14-1.50	092-007	090-033	095-015	65230	65292
HUMMER							
5 cyl. - 3.5L (211)							
2006	-	M12-1.75	092-005	090-091	097-119	65372	66451
8 cyl. - 6.0L (364)							
2006-03	-	M12-1.75	092-005	090-091	097-119	65372	66451
8 cyl. - All							
2000-92	-	1/2-20	092-001	090-043	097-021	65203	65274
HYUNDAI							
4 cyl. - All							
2001-87	-	M14-1.50	092-007	090-033	095-141	65230	65310
6 cyl. - All							
2001-90	-	M14-1.50	092-007	090-033	095-141	65230	65310
INFINITI							
4 cyl. - All							
2002-91	-	M12-1.25	092-003	090-038	095-140	65263	65306
6 cyl. - All							
2005-99	Exc. QX4 & G35	M12-1.25	092-003	090-038	095-140	65263	65306
2005-99	QX4 & G35	M12-1.25	092-003	090-038	097-134	65263	65389
1998-90	-	M12-1.25	092-003	090-038	095-143	65263	65290
8 cyl. - All							
2005-90	-	M12-1.25	092-003	090-038	095-140	65263	65306
INTERNATIONAL							
6 cyl. - All							
1975-69	-	1/2-20	092-001	090-005	097-001	65245	65330
8 cyl. - All							
1980-68	-	1/2-20	092-001	090-005	097-001	65245	65330
ISUZU							
4 cyl. - 1.5L (1471cc)							
1989-85	I-Mark	M14-1.50	092-007	090-033	095-015	65230	65292
4 cyl. - 1.6L (1588cc)							
1993-89	Impulse, Stylus	M14-1.50	092-007	090-033	095-015	65230	65292
4 cyl. - 1.8L (1817cc)							
1992	Impulse, Stylus	M14-1.50	092-007	090-033	095-015	65230	65292
1985	I-Mark	M14-1.50	092-007	090-033	095-015	65230	65292
1984-81	I-Mark	M14-1.50	092-007	090-075	095-015	65253	65292
4 cyl. - 1.9L (1949cc)							
1986-83	Impulse	M14-1.50	092-007	090-075	095-015	65253	65292
4 cyl. - 2.0L (1994cc)							
1989-85	Impulse	M14-1.50	092-007	090-075	095-015	65253	65292
4 cyl. - 2.3L (2254cc)							
1989-88	Impulse	M14-1.50	092-007	090-075	095-015	65253	65292
ISUZU TRUCK							
4 cyl. - 1.8L (1817cc)							
1982-81	Pickup	M14-1.50	092-007	090-075	095-015	65253	65292
4 cyl. - 1.9L (1949cc)							
1987-83	Pickup, Trooper	M14-1.50	092-007	090-075	095-015	65253	65292
4 cyl. - 2.2L (2156cc)							
1997-96	Oasis	M14-1.50	092-007	090-075	095-015	65253	65292
4 cyl. - 2.2L (2180cc)							
2003-01	Amigo, Rodeo, Rodeo Sport	M14-1.50	092-007	090-154	097-135	65386	65390
2000-97	Amigo, Rodeo	M14-1.50	092-007	090-154	097-135	65386	65390
2000-97	Hombre	M12-1.75	092-005	090-091	097-119	65372	66451
1996	Hombre	M12-1.75	092-005	090-034	095-143	65211	65290
4 cyl. - 2.2L (2238cc)							
1987	Pickup	M20-1.50	092-010	090-040	095-142	65221	65311
1987	Trooper	M14-1.50	092-007	090-075	095-015	65253	65292
1986-81	Pickup, w/2WD	M14-1.50	092-007	090-033	095-015	65230	65292
1986-81	Pickup, w/4WD, Trooper	M14-1.50	092-007	090-075	095-015	65253	65292



Push • Twist • Drain
See pages 29 and 39 for details.

Oil Drain Plug and Gasket Applications

Make Engine/Year	Description	Thread	Dorman EZ Drain	Dorman Drain Plug	Dorman Gasket	Oil-Tite! Drain Plug	Oil-Tite! Gasket
ISUZU TRUCK (continued)							
4 cyl. - 2.3L (2234cc)							
2000-98	Oasis	M14-1.50	092-007	090-075	095-015	65253	65292
4 cyl. - 2.3L (2254cc)							
1995-86	Amigo, Pickup, Trooper	M14-1.50	092-007	090-075	095-015	65253	65292
4 cyl. - 2.6L (2559cc)							
1997-88	Amigo, Pickup, Rodeo, Trooper	M14-1.50	092-007	090-075	095-015	65253	65292
6 cyl. - 2.8L (2827cc)							
1991-89	Trooper	M14-1.50	092-007	090-075	095-015	65253	65292
6 cyl. - 3.1L (3137cc)							
1994-91	Pickup, Rodeo	M12-1.75	092-005	090-034	097-021	65211	65274
6 cyl. - 3.2L (3165cc)							
2004-92	Amigo, Rodeo, Trooper	M14-1.50	092-007	090-033	095-010	65230	65268
6 cyl. - 3.5L (3475cc)							
2004-98	Axiom, Trooper, Vehicross	M14-1.50	092-007	090-033	095-010	65230	65268
6 cyl. - 4.3L (4294cc)							
2000-97	Hombre	M12-1.75	092-005	090-091	097-119	65372	66451
JAGUAR							
6 cyl. - 3.6L (3590cc)							
1989-88	-	M20-2.50	—	090-168	095-145	—	65282
6 cyl. - 4.0L (3980cc)							
1997-93	-	M20-2.50	—	090-168	090-168	—	—
1992-90	-	M20-2.50	—	090-168	095-145	—	65282
6 cyl. - 4.2L (4235cc)							
1987-80	-	M16-1.50	092-008	090-054	095-145	65325	65282
8 cyl. - 4.0L (3996cc)							
2000-99	XJR	M20-2.50	—	090-168	095-145	—	65282
1998	Vanden Plas, XJ8, XK8	M14-1.50	092-007	090-033	095-010	65230	65268
1998	XJR	M20-2.50	—	090-168	095-145	—	65282
1997	XK8	M14-1.50	092-007	090-033	095-010	65230	65268
12 cyl.							
1996-71	-	M16-1.50	092-008	090-054	095-145	65325	65282
JEEP							
4 cyl. - 2.1L (126)							
1987-85	-	M14-1.25	092-006	090-076	095-015	65232	65292
4 cyl. - 2.2L (134)							
1971-62	-	7/8-18	—	090-011	095-005	65231	65276
4 cyl. - 2.4L (148)							
2006-02	-	1/2-20	092-001	090-058	NR	65267	NR
4 cyl. - 2.5L (150)							
2002-91	-	1/2-20	092-001	090-058	NR	65267	NR
1990-85	-	M14-1.25	092-006	090-076	095-015	65232	65292
1984-83	AMC Engine	M12-1.75	092-005	090-034	097-016	65211	65350
4 cyl. - 2.5L (151)							
1983-80	GM Engine	M12-1.75	092-005	090-034	097-016	65211	65350
6 cyl. - 2.8L (173)							
1986	-	M14-1.25	092-006	090-076	095-015	65232	65292
1985	-	1/2-20	092-001	090-052	095-143	65202	65290
1984	Cherokee	M14-1.25	092-006	090-076	095-015	65232	65292
1984	Wagoneer	1/2-20	092-001	090-052	095-143	65202	65290
6 cyl. - 3.7L (226)							
2006-04	-	M14-1.50	092-007	090-172	—	—	—
2003-02	-	M14-1.50	092-007	090-098	—	65246	—
6 cyl. - 3.8L (232)							
1978-68	7/8" Head	1/2-20	092-001	—	095-143	65233	65290
1978-68	9/16" Head	1/2-20	092-001	090-052	095-143	65202	65290
6 cyl. - 4.0L (242)							
2006-92	-	1/2-20	092-001	090-058	NR	65267	NR
1991-87	-	M14-1.25	092-006	090-076	095-015	65232	65292
6 cyl. - 4.2L (258)							
1990-87	-	M14-1.25	092-006	090-076	095-015	65232	65292
1986-85	CJ7, Grand Wagoneer	M14-1.25	092-006	090-076	095-015	65232	65292
1986-85	CJ7, Grand Wagoneer, 7/8" Head	1/2-20	092-001	—	095-143	65233	65290
1986-85	CJ7, Grand Wagoneer, 9/16" Head	1/2-20	092-001	090-052	095-143	65202	65290
1986-85	J10, Scrambler, 7/8" Head	1/2-20	092-001	—	095-143	65233	65290
1986-85	J10, Scrambler, 9/16" Head	1/2-20	092-001	090-052	095-143	65202	65290
1984-72	7/8" Head	1/2-20	092-001	—	095-143	65233	65290
1984-72	9/16" Head	1/2-20	092-001	090-052	095-143	65202	65290
8 cyl. - 4.7L (287)							
2006-04	-	M14-1.50	092-007	090-172	—	—	—
2003-99	-	M14-1.50	092-007	090-098	—	65246	—
8 cyl. - 5.0L (304)							
1981	-	M12-1.75	092-005	090-034	095-143	65211	65290
1980-72	7/8" Head	1/2-20	092-001	—	095-143	65233	65290
1980-72	9/16" Head	1/2-20	092-001	090-052	095-143	65202	65290
8 cyl. - 5.2L (318)							
1998-93	-	1/2-20	092-001	090-058	NR	65267	NR
8 cyl. - 5.7L (345)							
2006-05	-	M14-1.50	092-007	090-115	NR	65324	NR
8 cyl. - 5.9L (360)							
1998	-	1/2-20	092-001	090-058	NR	65267	NR
1991-72	Magnetic	1/2-20	092-001	090-043	095-143	65203	65290
1991-72	Non-Magnetic, 7/8" Head	1/2-20	092-001	—	095-143	65233	65290
1991-72	Non-Magnetic, 9/16" Head	1/2-20	092-001	090-052	095-143	65202	65290



Oil Drain Plug and Gasket Applications

Make Engine/Year	Description	Thread	Dorman EZ Drain	Dorman Drain Plug	Dorman Gasket	Oil-Tite! Drain Plug	Oil-Tite! Gasket
JEEP (continued)							
8 cyl. - 6.6L (401)							
1978-74	7/8" Head	1/2-20	092-001	—	095-143	65233	65290
1978-74	9/16" Head	1/2-20	092-001	090-052	095-143	65202	65290
KIA							
4 cyl. - 1.6L (1597cc)							
1997-93	Sephia	M14-1.50	092-007	090-075	095-147	65253	—
4 cyl. - 1.8L (1793cc)							
2001-99	-	—	—	—	095-147	—	—
4 cyl. - 1.8L (1839cc)							
1997-95	Sephia	M14-1.50	092-007	090-033	095-015	65230	65292
4 cyl. - 2.0L (1998cc)							
1998-95	Sportage	M14-1.50	092-007	090-075	095-147	65253	—
LEXUS							
6 cyl. - 2.5L (2508cc)							
1991	2VZFE (From 5/91)	M12-1.25	092-003	090-038	095-143	65263	65290
1991	2VZFE (To 5/91)	M12-1.25	092-003	090-038	097-127	65263	65301
1990	2VZFE Eng	M12-1.25	092-003	090-038	097-127	65263	65301
6 cyl. - 3.0L (2959cc)							
2003-94	1MZFE Eng	M12-1.25	092-003	090-049	095-143	65214	65290
1993-92	3VZFE Eng	M12-1.25	092-003	090-038	095-143	65263	65290
6 cyl. - 3.0L (2999cc)							
2005-04	2JZGE Eng	M12-1.25	092-003	090-038	095-143	65263	65290
2003-92	2JZGE Eng	M12-1.25	092-003	090-049	095-143	65214	65290
6 cyl. - 3.3L (3300cc)							
2006-04	3MZFE Eng	M12-1.25	092-003	090-038	095-143	65263	65290
6 cyl. - 4.5L (4477cc)							
1997-96	1FZFE Eng	M12-1.25	092-003	090-049	095-143	65214	65290
8 cyl. - 4.0L (3966cc)							
2000-95	1UZFE Eng	M12-1.25	092-003	090-038	095-143	65263	65290
1994-90	1UZFE Eng	M12-1.25	092-003	090-038	097-127	65263	65301
8 cyl. - 4.3L (4300cc)							
2006-01	3UZFE Eng	M12-1.25	092-003	090-038	095-143	65263	65290
8 cyl. - 4.7L (4663cc)							
2006-99	2UZFE Eng	M12-1.25	092-003	090-038	095-143	65263	65290
LINCOLN							
6 cyl. - 2.4L (146)							
1984	Diesel Eng	M12-1.50	092-004	090-088	095-143	65236	65290
6 cyl. - 3.0L (182)							
2005-04	-	M12-1.75	092-005	090-156	—	—	—
2003-00	-	M12-1.75	092-005	090-153	NR	65385	NR
6 cyl. - 3.8L (232)							
1994-88	-	M14-1.50	092-007	090-053	097-025	65215	65269
1982	-	M14-1.50	092-007	090-053	097-025	65215	65269
8 cyl. - 3.9L (242)							
2006-00	LS	M14-1.50	092-007	090-161	—	—	—
8 cyl. - 4.6L (281)							
2006-98	-	M14-1.50	092-007	090-161	—	—	—
1997-91	-	M14-1.50	092-007	090-053	097-025	65215	65269
8 cyl. - 5.0L (302)							
1992-91	-	M14-1.50	092-007	090-053	097-025	65215	65269
1990	-	1/2-20	092-001	090-005	097-001	65245	65330
1990	-	M14-1.50	092-007	090-053	097-025	65215	65269
1989-80	-	1/2-20	092-001	090-005	097-001	65245	65330
8 cyl. - 5.4L (329)							
1998	Navigator	M14-1.50	092-007	090-053	097-025	65215	65269
8 cyl. - 5.4L (330)							
2006-99	-	M14-1.50	092-007	090-161	—	—	—
8 cyl. - 5.8L (351)							
1980	-	1/2-20	092-001	090-005	097-001	65245	65330
1977	-	1/2-20	092-001	090-005	097-001	65245	65330
1977	-	M14-1.50	092-007	090-033	097-025	65230	65269
8 cyl. - 6.6L (400)							
1979-77	-	1/2-20	092-001	090-005	097-001	65245	65330
1979-77	-	M14-1.50	092-007	090-033	097-025	65230	65269
8 cyl. - 7.5L (460)							
1978-77	-	1/2-20	092-001	090-005	097-001	65245	65330
8 cyl. - All							
1976-57	-	1/2-20	092-001	090-005	097-001	65245	65330
MAZDA							
2 cyl. - 1.1L (1146cc)							
1985-80	-	M14-1.50	092-007	090-075	095-015	65253	65292
1979	From VIN 554325	M14-1.50	092-007	090-075	095-015	65253	65292
1979	To VIN 554325	M14-1.50	092-007	090-075	095-010	65253	65268
1978-71	-	M14-1.50	092-007	090-075	095-010	65253	65268
2 cyl. - 1.3L (1308cc)							
2005-04	-	M14-1.50	092-007	090-075	095-015	65253	65292
1995-84	-	M14-1.50	092-007	090-075	095-015	65253	65292
1978-74	-	M14-1.50	092-007	090-075	095-010	65253	65268
4 cyl. - 1.3L (1272cc)							
1978-76	-	M14-1.50	092-007	090-075	095-015	65253	65292
4 cyl. - 1.4L (1415cc)							
1980-79	-	M14-1.50	092-007	090-075	095-015	65253	65292
4 cyl. - 1.5L (1489cc)							
1998-96	-	M14-1.50	092-007	090-075	095-015	65253	65292



Push • Twist • Drain
See pages 29 and 39 for details.

Oil Drain Plug and Gasket Applications

Make Engine/Year	Description	Thread	Dorman EZ Drain	Dorman Drain Plug	Dorman Gasket	Oil-Tite! Drain Plug	Oil-Tite! Gasket
MAZDA (continued)							
4 cyl. - 1.5L (1490cc)							
1986-81	-	M14-1.50	092-007	090-075	095-015	65253	65292
4 cyl. - 1.6L (1586cc)							
1977-71	-	M14-1.50	092-007	090-075	095-015	65253	65292
4 cyl. - 1.6L (1589cc)							
2001-99	-	M14-1.50	092-007	090-075	095-015	65253	65292
4 cyl. - 1.6L (1597cc)							
1995-94	-	M14-1.50	092-007	090-075	095-015	65253	65292
1993-90	Miata	M14-1.50	092-007	090-033	095-015	65230	65292
1993-90	MX3, 323	M14-1.50	092-007	090-075	095-015	65253	65292
1989-88	w/Turbo	M14-1.50	092-007	090-033	095-015	65230	65292
1989-88	wo/Turbo	M14-1.50	092-007	090-075	095-015	65253	65292
1987-86	-	M14-1.50	092-007	090-075	095-015	65253	65292
4 cyl. - 1.8L (1796cc)							
1972	-	M14-1.50	092-007	090-075	095-015	65253	65292
4 cyl. - 1.8L (1839cc)							
2005-01	Miata	M14-1.50	092-007	090-033	095-015	65230	65292
2000-99	Miata	M14-1.50	092-007	090-033	095-015	65230	65292
2000-99	Protege	M14-1.50	092-007	090-075	095-015	65253	65292
1998-90	-	M14-1.50	092-007	090-033	095-016	65230	66178
4 cyl. - 2.0L (1970cc)							
1983-79	-	M14-1.50	092-007	090-075	095-015	65253	65292
4 cyl. - 2.0L (1991cc)							
2003-01	626, Tribute	M14-1.50	092-007	090-075	095-015	65253	65292
2000-93	-	M14-1.50	092-007	090-075	095-015	65253	65292
4 cyl. - 2.0L (1998cc)							
1987-84	-	M14-1.50	092-007	090-075	095-015	65253	65292
4 cyl. - 2.0L (2000cc)							
2003-01	Protege	M14-1.50	092-007	090-075	095-015	65253	65292
4 cyl. - 2.2L (2184cc)							
1993-88	-	M14-1.50	092-007	090-075	095-015	65253	65292
4 cyl. - 2.6L (2606cc)							
1994-89	-	M14-1.50	092-007	090-075	095-015	65253	65292
6 cyl. - 1.8L (1845cc)							
1995-92	-	M14-1.50	092-007	090-075	095-015	65253	65292
6 cyl. - 2.3L (2254cc)							
2002-95	-	M14-1.50	092-007	090-075	095-015	65253	65292
6 cyl. - 2.5L (2497cc)							
2002-00	626, Millenia	M14-1.50	092-007	090-075	095-015	65253	65292
1999-93	-	M14-1.50	092-007	090-075	095-015	65253	65292
6 cyl. - 3.0L (2954cc)							
1998-88	-	M14-1.50	092-007	090-075	095-015	65253	65292
MAZDA TRUCK							
2 cyl. - 1.3L (1308cc)							
1977-74	-	M14-1.50	092-007	090-075	095-015	65253	65292
4 cyl. - 2.2L (2184cc)							
1993-87	-	M14-1.50	092-007	090-075	095-015	65253	65292
4 cyl. - 2.3L (2295cc)							
1997-96	-	M12-1.75	092-005	090-059	097-136	65378	65391
4 cyl. - 2.5L (2492cc)							
2002-00	-	—	—	—	097-136	—	65391
1999	-	M12-1.75	092-005	090-059	097-136	65378	65391
4 cyl. - 2.6L (2555cc)							
1988-87	-	M14-1.50	092-007	090-033	095-141	65230	65310
4 cyl. - 2.6L (2606cc)							
1993-89	-	M14-1.50	092-007	090-075	095-015	65253	65292
4 cyl. - All							
1986-72	-	M14-1.50	092-007	090-075	095-015	65253	65292
6 cyl. - 2.3L (2254cc)							
1997-96	-	M14-1.50	092-007	090-161	097-025	-	65269
1995-94	-	M14-1.50	092-007	090-161	097-025	-	65269
6 cyl. - 3.0L (2999cc)							
2005-01	B3000	M14-1.50	092-007	090-161	097-025	-	65269
2000-94	-	M14-1.50	092-007	090-161	097-025	-	65269
6 cyl. - 4.0L (4016cc)							
2005-95	-	M14-1.50	092-007	090-115	097-139	65324	-
1994-91	-	M14-1.50	092-007	090-053	097-025	65215	65269
MERCEDES-BENZ							
4 cyl. - 2.2L (2197cc)							
1985-84	-	M12-1.50	092-004	090-088	095-143	65236	65290
4 cyl. - 2.2L (2199cc)							
1996-94	-	M14-1.50	092-007	090-164	091-133	—	65271
4 cyl. - 2.3L (2295cc)							
2000-97	-	M14-1.50	092-007	090-164	091-133	—	65271
4 cyl. - 2.3L (2299cc)							
1993-84	-	M14-1.50	092-007	090-164	091-133	—	65271
4 cyl. - 2.3L (2307cc)							
1978-74	-	M26-1.50	092-013	090-099	095-017	65243	66358
4 cyl. - 2.4L (2404cc)							
1983-74	-	M14-1.50	092-007	090-164	091-133	—	65271
5 cyl. - 2.5L (2496cc)							
1993-87	-	M14-1.50	092-007	090-164	091-133	—	65271
5 cyl. - 3.0L (2998cc)							
1985-83	-	M14-1.50	092-007	090-164	091-133	—	65271



Oil Drain Plug and Gasket Applications

Make Engine/Year	Description	Thread	Dorman EZ Drain	Dorman Drain Plug	Dorman Gasket	Oil-Tite! Drain Plug	Oil-Tite! Gasket
MERCEDES-BENZ (continued)							
5 cyl. - 3.0L (3005cc)							
1982-75	-	M14-1.50	092-007	090-164	091-133	—	65271
6 cyl. - 2.5L (2496cc)							
1970-66	-	M26-1.50	092-013	090-099	095-017	65243	66358
6 cyl. - 2.6L (2599cc)							
1993-87	-	M14-1.50	092-007	090-164	091-133	—	65271
6 cyl. - 2.8L (2746cc)							
1981-68	-	M26-1.50	092-013	090-099	095-017	65243	66358
6 cyl. - 2.8L (2799cc)							
1998-93	-	M14-1.50	092-007	090-164	091-133	—	65271
6 cyl. - 3.0L (2962cc)							
1993-86	-	M14-1.50	092-007	090-164	091-133	—	65271
6 cyl. - 3.0L (2996cc)							
1997-95	-	M14-1.50	092-007	090-164	091-133	—	65271
1987-86	-	M12-1.50	092-004	090-088	095-143	65236	65290
6 cyl. - 3.0L (2998cc)							
1987	-	M14-1.50	092-007	090-164	091-133	—	65271
6 cyl. - 3.2L (3199cc)							
2001-93	-	M14-1.50	092-007	090-164	091-133	—	65271
6 cyl. - 3.4L (3449cc)							
1995-94	-	M14-1.50	092-007	090-164	091-133	—	65271
1993-92	-	M12-1.50	092-004	090-088	095-143	65236	65290
1991-90	-	M14-1.50	092-007	090-164	091-133	—	65271
6 cyl. - 3.6L (3606cc)							
1997-95	-	M14-1.50	092-007	090-164	091-133	—	65271
8 cyl. - 3.5L (3499cc)							
1971-70	-	M26-1.50	092-013	090-099	095-017	65243	66358
8 cyl. - 3.8L (3839cc)							
1985-81	380SE, 380SEC, 380SEL	M12-1.50	092-004	090-088	095-143	65236	65290
1985-81	380SL, 380SLC	M26-1.50	092-013	090-099	095-017	65243	66358
8 cyl. - 4.2L (4196cc)							
1998-86	-	M12-1.50	092-004	090-088	095-143	65236	65290
8 cyl. - 4.3L (4266cc)							
2001-99	-	M14-1.50	092-007	090-164	091-133	—	65271
8 cyl. - 4.3L (4296cc)							
1998	-	M12-1.50	092-004	090-088	095-143	65236	65290
8 cyl. - 4.5L (4520cc)							
1980-72	-	M12-1.50	092-004	090-088	091-133	65236	65271
1980-72	-	M26-1.50	092-013	090-099	095-017	65243	66358
8 cyl. - 5.0L (4973cc)							
2001-00	-	M14-1.50	092-007	090-164	091-133	—	65271
1998-90	-	M12-1.50	092-004	090-088	095-143	65236	65290
1985-84	-	M12-1.50	092-004	090-088	095-143	65236	65290
8 cyl. - 5.6L (5547cc)							
1991	560SEC	M12-1.50	092-004	090-088	095-143	65236	65290
1990	560SEC, 560SEL	M12-1.50	092-004	090-088	095-143	65236	65290
1989-86	560SEC, 560SEL	M12-1.50	092-004	090-088	095-143	65236	65290
1989-86	560SL	M26-1.50	092-013	090-099	095-017	65243	66358
12 cyl. - 6.0L (5987cc)							
1998-93	-	M12-1.50	092-004	090-088	095-143	65236	65290
MERCURY							
4 cyl. - 1.6L (1598cc)							
1994-91	Capri, w/Turbo	M14-1.50	092-007	090-033	095-015	65230	65292
1994-91	Capri, wo/Turbo	M14-1.50	092-007	090-075	095-015	65253	65292
4 cyl. - 1.6L (1600cc)							
1989-87	Tracer	M14-1.50	092-007	090-075	095-015	65253	65292
4 cyl. - 1.6L (98)							
1985-81	-	M14-1.50	092-007	090-053	097-025	65215	65269
1972-71	-	1/2-20	092-001	090-005	097-001	65245	65330
4 cyl. - 1.8L (110)							
1996-91	-	M14-1.50	092-007	090-033	095-010	65230	65268
4 cyl. - 1.9L (113)							
1996	From 12/12/95	M12-1.75	092-005	090-059	NR	65378	NR
1996	To 12/11/95	M14-1.50	092-007	090-053	097-025	65215	65269
1995-91	-	M14-1.50	092-007	090-053	097-025	65215	65269
1987-85	-	M14-1.50	092-007	090-053	097-025	65215	65269
4 cyl. - 2.0L (122)							
2002-00	-	M14-1.50	092-007	090-115	NR	65324	NR
1999-98	Exc. Tracer	M14-1.50	092-007	090-115	NR	65324	NR
1999-98	Tracer	M12-1.75	092-005	090-059	NR	65378	NR
1997	Mystique	M14-1.50	092-007	090-033	097-010	65230	65272
1997	Tracer	M12-1.75	092-005	090-059	NR	65378	NR
1996-95	Mystique	M14-1.50	092-007	090-033	097-010	65230	65272
1987-84	Diesel Eng	M14-1.50	092-007	090-075	095-015	65253	65292
1974-73	-	M14-1.50	092-007	090-033	097-025	65230	65269
1972-71	-	M14-1.50	092-007	090-053	097-010	65215	65272
4 cyl. - 2.3L (140)							
2006-05	Mariner	M12-1.75	092-005	090-153	NR	65385	NR
1994-80	-	M14-1.50	092-007	090-053	097-025	65215	65269
1979-75	-	M14-1.50	092-007	090-033	097-025	65230	65269
6 cyl. - 2.5L (152)							
2002-99	-	M12-1.75	092-005	090-153	NR	65385	NR
1998-95	-	M12-1.75	092-005	090-059	NR	65378	NR



Push • Twist • Drain
See pages 29 and 39 for details.

Oil Drain Plug and Gasket Applications

Make Engine/Year	Description	Thread	Dorman EZ Drain	Dorman Drain Plug	Dorman Gasket	Oil-Tite! Drain Plug	Oil-Tite! Gasket
MERCURY (continued)							
6 cyl. - 2.6L (159)							
1973-72	-	M14-1.50	092-007	090-053	097-010	65215	65272
6 cyl. - 2.8L (171)							
1979-74	-	M14-1.50	092-007	090-033	097-025	65230	65269
6 cyl. - 3.0L (182)							
2006-05	Montego, Mariner	M12-1.75	092-005	090-153	NR	65385	NR
2006-01	Sable, 12 Valve	M14-1.50	092-007	090-161	097-025	-	65269
2006-01	Sable, 24 Valve	M12-1.75	092-005	090-156	NR	-	NR
2000-99	Sable, 12 Valve	M14-1.50	092-007	090-161	097-025	-	65269
2000-99	Sable, 24 Valve	M12-1.75	092-005	090-059	NR	65378	NR
1998-97	Sable, 12 Valve	M14-1.50	092-007	090-161	097-025	-	65269
1998-97	Sable, 24 Valve	M12-1.75	092-005	090-059	NR	65378	NR
1998-97	Villager	M12-1.25	092-003	090-038	095-143	65263	65290
1996	Sable, 12 Valve	M14-1.50	092-007	090-053	097-025	65215	65269
1996	Sable, 24 Valve	M12-1.75	092-005	090-059	NR	65378	NR
1996	Villager	M12-1.25	092-003	090-038	095-143	65263	65290
1995-93	Sable, Topaz	M14-1.50	092-007	090-053	097-025	65215	65269
1995-93	Villager	M12-1.25	092-003	090-038	095-143	65263	65290
1992-86	Sable, Topaz	M14-1.50	092-007	090-053	097-025	65215	65269
6 cyl. - 3.3L (200)							
1983-80	-	1/2-20	092-001	090-005	097-001	65245	65330
6 cyl. - 3.3L (3275cc)							
2002-99	Villager	M12-1.25	092-003	090-038	097-137	65263	65392
6 cyl. - 3.8L (232)							
1997-96	-	M12-1.75	092-005	090-059	NR	65378	NR
1995	Cougar	M12-1.75	092-005	090-059	NR	65378	NR
1995	Sable	M14-1.50	092-007	090-053	097-025	65215	65269
1994-82	-	M14-1.50	092-007	090-053	097-025	65215	65269
6 cyl. - 4.0L (245)							
2006-98	Mountaineer	M14-1.50	092-007	090-115	NR	65324	NR
6 cyl. - 4.1L (250)							
1980	-	1/2-20	092-001	090-005	097-001	65245	65330
6 cyl. - 4.2L (256)							
2006-04	Monterey	M12-1.75	092-005	090-153	NR	65385	NR
6 cyl. - All							
1979-60	L6	1/2-20	092-001	090-005	097-001	65245	65330
8 cyl. - 4.2L (255)							
1982-80	-	1/2-20	092-001	090-005	097-001	65245	65330
8 cyl. - 4.6L (281)							
2006-98	-	M14-1.50	092-007	090-161	-	-	-
1997-92	-	M14-1.50	092-007	090-053	097-025	65215	65269
8 cyl. - 5.0L (302)							
2000-98	Mountaineer	M14-1.50	092-007	090-161	097-025	-	65269
1997	Mountaineer	M14-1.50	092-007	090-033	097-010	65230	65272
1995-91	-	M14-1.50	092-007	090-053	097-010	65215	65272
1990	-	1/2-20	092-001	090-005	097-001	65245	65330
1990	-	M14-1.50	092-007	090-053	097-010	65215	65272
1989-68	-	1/2-20	092-001	090-005	097-001	65245	65330
8 cyl. - 5.8L (351)							
1982-80	-	1/2-20	092-001	090-005	097-001	65245	65330
1979-73	-	1/2-20	092-001	090-005	097-001	65245	65330
1979-73	-	M14-1.50	092-007	090-033	097-025	65230	65269
8 cyl. - 6.6L (400)							
1978-73	-	1/2-20	092-001	090-005	097-001	65245	65330
1978-73	-	M14-1.50	092-007	090-033	097-025	65230	65269
8 cyl. - 7.5L (460)							
1978-73	-	1/2-20	092-001	090-005	097-001	65245	65330
8 cyl. - All							
1972-57	-	1/2-20	092-001	090-005	097-001	65245	65330
MERKUR							
4 cyl. - 2.3L (140)							
1989-85	XR4TI	M14-1.50	092-007	090-053	097-025	65215	65269
6 cyl. - 2.9L (2900cc)							
1989-88	Scorpio	M14-1.50	092-007	090-053	097-025	65215	65269
MITSUBISHI							
4 cyl. - 1.5L (1468cc)							
2002-95	Mirage	M14-1.50	092-007	090-075	095-141	65253	65310
1994-87	Mirage	M14-1.50	092-007	090-075	095-141	65253	65310
1994-87	Precis	M14-1.50	092-007	090-033	095-141	65230	65310
1986-85	Mirage	M14-1.50	092-007	090-075	095-141	65253	65310
4 cyl. - 1.6L (1597cc)							
1992-85	Mirage	M14-1.50	092-007	090-075	095-141	65253	65310
4 cyl. - 1.8L (1755cc)							
1994-90	Eclipse	M14-1.50	092-007	090-075	095-141	65253	65310
4 cyl. - 1.8L (1795cc)							
1988-83	Cordia, Tredia	M14-1.50	092-007	090-075	095-141	65253	65310
4 cyl. - 1.8L (1834cc)							
2002-92	Expo, Expo LRV, Mirage	M14-1.50	092-007	090-075	095-141	65253	65310
4 cyl. - 2.0L (1997cc)							
1999-98	-	1/2-20	092-001	090-058	NR	65267	NR
1997-96	w/Turbo	M14-1.50	092-007	090-075	095-141	65253	65310
1997-96	wo/Turbo	M14-1.50	092-007	090-098	095-141	65246	65310
1995	-	M14-1.50	092-007	090-098	095-141	65246	65310
1994-84	-	M14-1.50	092-007	090-075	095-141	65253	65310



Oil Drain Plug and Gasket Applications

Make Engine/Year	Description	Thread	Dorman EZ Drain	Dorman Drain Plug	Dorman Gasket	Oil-Tite! Drain Plug	Oil-Tite! Gasket
MITSUBISHI (continued)							
4 cyl. - 2.0L (2000cc)							
2002	Lancer	M14-1.50	092-007	090-075	095-141	65253	65310
4 cyl. - 2.4L (2351cc)							
2002-00	-	M14-1.50	092-007	090-075	095-141	65253	65310
1999-98	Eclipse	1/2-20	092-001	090-058	NR	65267	NR
1999-98	Galant	M14-1.50	092-007	090-075	095-141	65253	65310
1997-85	-	M14-1.50	092-007	090-075	095-141	65253	65310
4 cyl. - 2.6L (2555cc)							
1989-83	-	M14-1.50	092-007	090-075	095-141	65253	65310
6 cyl. - 3.0L (2972cc)							
2002-88	-	M14-1.50	092-007	090-075	095-141	65253	65310
6 cyl. - 3.5L (3497cc)							
2002-97	-	M14-1.50	092-007	090-033	095-141	65230	65310
MITSUBISHI TRUCK							
4 cyl. - All							
2000-83	-	M14-1.50	092-007	090-075	095-141	65253	65310
6 cyl. - All							
2000-89	-	M14-1.50	092-007	090-075	095-141	65253	65310
NISSAN							
4 cyl. - 1.2L (1171cc)							
1973-71	A12 Eng	M16.4-1.33	—	090-039	095-141	65235	65310
4 cyl. - 1.2L (1237cc)							
1982-79	A12 Eng	M16.4-1.33	—	090-039	095-141	65235	65310
4 cyl. - 1.3L (1288cc)							
1974	A13 Eng	M16.4-1.33	—	090-039	095-141	65235	65310
4 cyl. - 1.4L (1393cc)							
1982-75	A14 Eng	M16.4-1.33	—	090-039	095-141	65235	65310
4 cyl. - 1.5L (1488cc)							
1984-83	E15T Eng (Pulsar)	M12-1.25	092-003	090-038	095-140	65263	65306
1983-82	E15 Eng (Sentra)	M12-1.25	092-003	090-038	095-140	65263	65306
1982-80	A15 Eng	M16.4-1.33	—	090-039	095-141	65235	65310
1982	E15 Eng (310)	M16.4-1.33	—	090-039	095-141	65235	65310
4 cyl. - 1.6L (1595cc)							
1973-71	L16 Eng	M16.4-1.33	—	090-039	095-141	65235	65310
4 cyl. - 1.6L (1597cc)							
2001-91	GA16DE Eng	M12-1.25	092-003	090-038	095-140	65263	65306
1990-89	GA16i Eng	M12-1.25	092-003	090-038	095-140	65263	65306
1988-83	E16, E16i, E16S Eng	M12-1.25	092-003	090-038	095-140	65263	65306
1987	CA16DE Eng	M12-1.25	092-003	090-038	095-140	65263	65306
4 cyl. - 1.7L (1688cc)							
1986	CD17 Eng	M16.4-1.33	—	090-039	095-141	65235	65310
1985	CD17 Eng (From 4/85)	M16.4-1.33	—	090-039	095-141	65235	65310
1985	CD17 Eng (To 4/85)	M12-1.25	092-003	090-038	095-140	65263	65306
1984-83	CD17 Eng	M12-1.25	092-003	090-038	095-140	65263	65306
4 cyl. - 1.8L (1770cc)							
1974-73	L18 Eng	M16.4-1.33	—	090-039	095-141	65235	65310
4 cyl. - 1.8L (1809cc)							
2005-00	Sentra	M12-1.25	092-003	090-038	095-140	65263	65306
1989-88	CA18DE Eng	M12-1.25	092-003	090-038	095-140	65263	65306
1986-84	CA18ET Eng	M12-1.25	092-003	090-038	095-140	65263	65306
4 cyl. - 2.0L (1952cc)							
1981-80	Z20E, Z20S Eng	M16.4-1.33	—	090-039	095-141	65235	65310
1979-74	L20B Eng	M16.4-1.33	—	090-039	095-141	65235	65310
4 cyl. - 2.0L (1974cc)							
1989-87	CA20E Eng	M12-1.25	092-003	090-038	095-140	65263	65306
1986-84	CA20E Eng (200SX & Stanza, Wagon)	M12-1.25	092-003	090-038	095-140	65263	65306
1986-84	CA20E Eng (Stanza, Exc. Wagon)	M16.4-1.33	—	090-039	095-141	65235	65310
1983-82	CA20S Eng	M16.4-1.33	—	090-039	095-141	65235	65310
4 cyl. - 2.0L (1998cc)							
2001-91	SR20DE Eng	M12-1.25	092-003	090-038	095-140	65263	65306
4 cyl. - 2.2L (2187cc)							
1983-82	Z22E Eng	M16.4-1.33	—	090-039	095-141	65235	65310
4 cyl. - 2.4L (2389cc)							
2001-89	KA24DE, KA24E Eng	M12-1.25	092-003	090-038	095-140	65263	65306
1990-87	Z24i Eng	M12-1.25	092-003	090-038	095-140	65263	65306
4 cyl. - 2.5L (2500cc)							
2005-02	-	M12-1.25	092-003	090-038	095-140	65263	65306
6 cyl. - 2.4L (2393cc)							
1984-71	L24, L24E Eng	M16.4-1.33	—	090-039	095-141	65235	65310
6 cyl. - 2.6L (2565cc)							
1974	L26 Eng	M16.4-1.33	—	090-039	095-141	65235	65310
6 cyl. - 2.8L (2753cc)							
1983-75	L28E, L28ET Eng	M16.4-1.33	—	090-039	095-141	65235	65310
6 cyl. - 2.8L (2793cc)							
1983-81	LD28 Eng	M16.4-1.33	—	090-039	095-141	65235	65310
6 cyl. - 3.0L (2960cc)							
1998-84	VG30, VG30DE, VG30DETT, VG30E, VG30T Eng	M12-1.25	092-003	090-038	095-140	65263	65306
6 cyl. - 3.0L (2988cc)							
2001-95	VQ30DE Eng	M12-1.25	092-003	090-038	095-140	65263	65306
6 cyl. - 3.3L (3275cc)							
2002-99	VG33E Eng	M12-1.25	092-003	090-038	095-140	65263	65306
6 cyl. - 3.5L (3500cc)							
2005-02	-	M12-1.25	092-003	090-038	095-140	65263	65306



Push • Twist • Drain
See pages 29 and 39 for details.

Oil Drain Plug and Gasket Applications

Oil Drain Plug and Gasket Applications

Make Engine/Year	Description	Thread	Dorman EZ Drain	Dorman Drain Plug	Dorman Gasket	Oil-Tite! Drain Plug	Oil-Tite! Gasket
NISSAN TRUCK							
4 cyl. - 1.6L (1595cc)							
1973-71	L16 Eng	M16.4-1.33	—	090-039	095-141	65235	65310
4 cyl. - 1.8L (1770cc)							
1974	L18 Eng	M16.4-1.33	—	090-039	095-141	65235	65310
4 cyl. - 2.0L (1952cc)							
1985-83	Z20 Eng	M16.4-1.33	—	090-039	095-141	65235	65310
1980-75	L20B Eng	M16.4-1.33	—	090-039	095-141	65235	65310
4 cyl. - 2.2L (2164cc)							
1983-81	SD22 Eng	M16.4-1.33	—	090-039	095-141	65235	65310
4 cyl. - 2.2L (2187cc)							
1983-81	Z22 Eng	M16.4-1.33	—	090-039	095-141	65235	65310
4 cyl. - 2.4L (2389cc)							
2004-90	KA24DE, KA24E Eng	M12-1.25	092-003	090-038	095-140	65263	65306
1989-87	Z24, Z24i Eng	M12-1.25	092-003	090-038	095-140	65263	65306
1986-83	Z24, Z24i Eng (2WD)	M16.4-1.33	—	090-039	095-141	65235	65310
1986-83	Z24, Z24i Eng (4WD)	M12-1.25	092-003	090-038	095-140	65263	65306
4 cyl. - 2.5L (2488cc)							
1986-84	SD25 Eng	M16.4-1.33	—	090-039	095-141	65235	65310
4 cyl. - 2.5L (2500cc)							
2005	VR25DE	M12-1.25	092-003	090-038	097-134	65263	65389
6 cyl. - 3.0L (2960cc)							
1995-86	VG30, VG30E Eng	M12-1.25	092-003	090-038	095-140	65263	65306
6 cyl. - 3.3L (3275cc)							
2004-99	VG33E Eng	M12-1.25	092-003	090-038	097-134	65263	65389
1998-96	VG33E Eng	M12-1.25	092-003	090-038	095-140	65263	65306
6 cyl. - 3.5L (3500cc)							
2004-01	-	M12-1.25	092-003	090-038	095-140	65263	65306
6 cyl. - 4.0L (4000cc)							
2005	VQ40DE	M12-1.25	092-003	090-038	097-134	65263	65389
8 cyl. - 5.6L (5552cc)							
2005-04	VK56DE Eng	M12-1.25	092-003	090-038	097-134	65263	65389
OLDSMOBILE							
4 cyl. - 1.8L (112)							
1986-83	-	M14-1.50	092-007	090-033	095-015	65230	65292
1982	VIN O	M14-1.50	092-007	090-033	095-015	65230	65292
1982	VIN G	1/2-20	092-001	090-052	097-021	65202	65274
4 cyl. - 2.0L (122)							
1988-87	VIN 1	M12-1.75	092-005	090-034	097-021	65211	65274
1988-87	VIN K	M14-1.50	092-007	090-033	095-015	65230	65292
1986-83	-	1/2-20	092-001	090-052	097-021	65202	65274
4 cyl. - 2.2L (134)							
2004-02	-	M12-1.75	092-005	090-091	097-119	65372	66451
1996-93	Magnetic	M12-1.75	092-005	090-079	097-119	65371	66451
1996-93	Non-Magnetic	M12-1.75	092-005	090-034	097-021	65211	65274
4 cyl. - 2.3L (138)							
1995-92	-	M12-1.75	092-005	090-079	097-119	65371	66451
1991-90	Cutlass Supreme	M12-1.75	092-005	090-079	097-119	65371	66451
1991-87	Cutlass Calais	M12-1.75	092-005	090-066	097-021	65328	65274
4 cyl. - 2.3L (140)							
1977-76	-	1/2-20	092-001	090-052	097-021	65202	65274
4 cyl. - 2.4L (146)							
2002-97	-	M12-1.75	092-005	090-091	097-119	65372	66451
1996	-	M12-1.75	092-005	090-079	097-119	65371	66451
4 cyl. - 2.5L (151)							
1992-88	-	M85-2.50	—	090-063	097-024	65224	65326
1987	Calais, AT	M12-1.75	092-005	090-034	095-143	65211	65290
1987	Calais, MT	M85-2.50	—	090-063	097-024	65224	65326
1987	Ciera	M12-1.75	092-005	090-034	097-021	65211	65274
1986-79	-	M12-1.75	092-005	090-034	097-021	65211	65274
1978	-	1/2-20	092-001	090-052	097-021	65202	65274
6 cyl. - 2.8L (173)							
1989-87	-	M12-1.75	092-005	090-034	097-021	65211	65274
1986-80	-	1/2-20	092-001	090-052	097-021	65202	65274
6 cyl. - 3.0L (181)							
1988-83	-	1/2-20	092-001	090-052	097-021	65202	65274
1982	-	M12-1.75	092-005	090-034	097-021	65211	65274
6 cyl. - 3.1L (189)							
1999-97	-	M12-1.75	092-005	090-091	097-119	65372	66451
1996-95	-	M12-1.75	092-005	090-079	097-119	65371	66451
1994	Magnetic	M12-1.75	092-005	090-079	097-119	65371	66451
1994	Non-Magnetic	M12-1.75	092-005	090-034	097-021	65211	65274
1993-89	-	M12-1.75	092-005	090-034	097-021	65211	65274
6 cyl. - 3.3L (204)							
1993-89	-	1/2-20	092-001	090-052	097-021	65202	65274
6 cyl. - 3.4L (207)							
2005-97	-	M12-1.75	092-005	090-091	097-119	65372	66451
2004	-	M12-1.75	092-005	090-156	—	—	—
1996-94	-	M12-1.75	092-005	090-079	097-119	65371	66451
1993-91	-	M12-1.75	092-005	090-034	097-021	65211	65274
6 cyl. - 3.5L (214)							
2002-99	-	M12-1.75	092-005	090-091	097-119	65372	66451
6 cyl. - 3.8L (231)							
1999-97	-	M12-1.75	092-005	090-091	097-119	65372	66451
1996-95	-	M12-1.75	092-005	090-079	097-119	65371	66451



Oil Drain Plug and Gasket Applications

Make Engine/Year	Description	Thread	Dorman EZ Drain	Dorman Drain Plug	Dorman Gasket	Oil-Tite! Drain Plug	Oil-Tite! Gasket
OLDSMOBILE (continued)							
6 cyl. - 3.8L (231) (continued)							
1994-77	-	1/2-20	092-001	090-052	097-021	65202	65274
6 cyl. - 4.1L (252)							
1984-81	-	1/2-20	092-001	090-052	097-021	65202	65274
6 cyl. - 4.2L (256)							
2005-02	Bravada	M12-1.75	092-005	090-091	097-119	65372	66451
2004	Non-Magnetic	M12-1.75	092-005	090-156	—	—	—
6 cyl. - 4.3L (260)							
1985-82	Diesel Eng	M12-1.75	092-005	090-034	095-143	65211	65290
6 cyl. - 4.3L (262)							
2002-97	Bravada	M12-1.75	092-005	090-091	097-119	65372	66451
1996	Bravada	M12-1.75	092-005	090-079	097-119	65371	66451
1994-91	Bravada	1/2-20	092-001	090-052	097-021	65202	65274
6 cyl. - All							
1976-64	-	1/2-20	092-001	090-052	097-022	65202	65270
8 cyl. - 4.0L (244)							
2003-97	Aurora	M12-1.75	092-005	090-091	097-119	65372	66451
1996-95	Aurora	M12-1.75	092-005	090-079	097-119	65371	66451
8 cyl. - 4.3L (260)							
1982-76	-	1/2-20	092-001	090-052	097-021	65202	65274
1975	-	1/2-20	092-001	090-052	097-022	65202	65270
8 cyl. - 4.4L (267)							
1982	-	1/2-20	092-001	090-052	097-021	65202	65274
8 cyl. - 4.9L (301)							
1979	VIN Y	M12-1.75	092-005	090-034	097-021	65211	65274
8 cyl. - 5.0L (305)							
1992-81	-	1/2-20	092-001	090-052	097-021	65202	65274
8 cyl. - 5.0L (307)							
1990-81	-	1/2-20	092-001	090-052	095-014	65202	65349
8 cyl. - 5.7L (350)							
1992	-	1/2-20	092-001	090-052	097-021	65202	65274
1985-81	-	1/2-20	092-001	090-052	095-014	65202	65349
8 cyl. - All							
1980-76	Exc. 1979 w/301 Eng	1/2-20	092-001	090-052	097-021	65202	65274
1975-61	-	1/2-20	092-001	090-052	095-014	65202	65349
OPEL							
4 cyl. - 1.8L (1816cc)							
1979-76	-	M14-1.50	092-007	090-075	095-015	65253	65292
PEUGEOT							
4 cyl. - All							
1991-74	-	M16-1.50	092-008	090-054	095-002	65325	65273
6 cyl. - All							
1989-87	-	M16-1.50	092-008	090-054	095-002	65325	65273
1979-77	-	M16-1.50	092-008	090-054	095-002	65325	65273
PLYMOUTH							
4 cyl. - 1.4L (1410cc)							
1984-83	-	M14-1.50	092-007	090-075	095-141	65253	65310
1982	-	M14-1.50	092-007	090-075	095-141	65253	65310
1982	-	M18-1.50	092-009	090-042	095-016	65220	66178
1981-79	-	M18-1.50	092-009	090-042	095-016	65220	66178
4 cyl. - 1.5L (1468cc)							
1994-85	-	M14-1.50	092-007	090-075	095-141	65253	65310
4 cyl. - 1.6L (1597cc)							
1990-83	Colt	M14-1.50	092-007	090-075	095-141	65253	65310
1982	Champ	M14-1.50	092-007	090-075	095-015	65253	65292
1982	Champ	M18-1.50	092-009	090-042	095-016	65220	66178
1981-76	-	M18-1.50	092-009	090-042	095-016	65220	66178
4 cyl. - 1.6L (97)							
1986-83	Horizon	M20-1.50	092-010	090-040	097-019-R	65221	65280
4 cyl. - 1.7L (104)							
1983-78	-	M14-1.50	092-007	090-036	097-010	65216	65272
4 cyl. - 1.8L (1754cc)							
1994-89	-	M14-1.50	092-007	090-075	095-141	65253	65310
4 cyl. - 2.0L (122)							
2001-96	-	M14-1.50	092-007	090-098	NR	65246	NR
1995	-	1/2-20	092-001	090-058	NR	65267	NR
1994-84	-	M14-1.50	092-007	090-075	095-141	65253	65310
4 cyl. - 2.0L (2000cc)							
1978-76	Arrow	M18-1.50	092-009	090-042	095-016	65220	66178
4 cyl. - 2.2L (135)							
1994-81	-	1/2-20	092-001	090-052	097-022	65202	65270
4 cyl. - 2.4L (148)							
2000-96	-	M14-1.50	092-007	090-098	NR	65246	NR
4 cyl. - 2.4L (2351cc)							
1994-92	Colt, Colt Vista	M14-1.50	092-007	090-075	095-141	65253	65310
4 cyl. - 2.5L (153)							
1995-86	-	1/2-20	092-001	090-052	097-022	65202	65270
4 cyl. - 2.6L (156)							
1987	-	M14-1.50	092-007	090-075	095-141	65253	65310
1986-83	-	M14-1.50	092-007	090-075	095-141	65253	65310
1986-83	-	M18-1.50	092-009	090-042	095-016	65220	66178
1982-78	-	M18-1.50	092-009	090-042	095-016	65220	66178
6 cyl. - 2.5L (152)							
1998-95	-	M14-1.50	092-007	090-075	095-141	65253	65310



Push • Twist • Drain
See pages 29 and 39 for details.

Oil Drain Plug and Gasket Applications

Make Engine/Year	Description	Thread	Dorman EZ Drain	Dorman Drain Plug	Dorman Gasket	Oil-Tite! Drain Plug	Oil-Tite! Gasket
PLYMOUTH (continued)							
6 cyl. - 3.0L (181)							
2000-90	-	M14-1.50	092-007	090-075	095-141	65253	65310
1989-87	-	M14-1.50	092-007	090-075	095-141	65253	65310
6 cyl. - 3.3L (201)							
2000	-	M14-1.50	092-007	090-098	NR	65246	NR
1999-90	-	1/2-20	092-001	090-058	NR	65267	NR
6 cyl. - 3.5L (215)							
2001-00	Prowler	M14-1.50	092-007	090-115	NR	65324	NR
1999	Prowler	M14-1.50	092-007	090-098	NR	65246	NR
1997	Prowler	1/2-20	092-001	090-058	NR	65267	NR
6 cyl. - 3.8L (230)							
1999-97	-	1/2-20	092-001	090-058	NR	65267	NR
1996-94	-	1/2-20	092-001	090-052	097-022	65202	65270
6 cyl. - All							
1983-61	-	1/2-20	092-001	090-052	097-022	65202	65270
8 cyl. - All							
1989-64	-	1/2-20	092-001	090-052	097-022	65202	65270
PLYMOUTH TRUCK							
4 cyl. - All							
1982	-	M14-1.50	092-007	090-075	095-141	65253	65310
1982	-	M18-1.50	092-009	090-042	095-016	65220	66178
1981-79	-	M18-1.50	092-009	090-042	095-016	65220	66178
6 cyl. - 3.7L (225)							
1983-74	-	1/2-20	092-001	090-052	097-001	65202	65330
8 cyl. - All							
1983-74	-	1/2-20	092-001	090-052	097-001	65202	65330
PONTIAC							
4 cyl. - 1.6L (98)							
1993-88	-	M14-1.50	092-007	090-033	095-015	65230	65292
1987-81	-	1/2-20	092-001	090-052	097-021	65202	65274
4 cyl. - 1.8L (112)							
1986-83	-	M14-1.50	092-007	090-033	095-015	65230	65292
1982	VIN O	M14-1.50	092-007	090-033	095-015	65230	65292
1982	VIN G	1/2-20	092-001	090-052	097-021	65202	65274
4 cyl. - 1.8L (1762cc)							
2005-03	Vibe	M12-1.25	092-003	090-049	097-127	65214	65301
4 cyl. - 2.0L (122)							
1994-87	-	M14-1.50	092-007	090-033	095-015	65230	65292
1986-83	-	1/2-20	092-001	090-052	097-021	65202	65274
4 cyl. - 2.2L (134)							
2004-97	-	M12-1.75	092-005	090-091	097-119	65372	66451
1996	-	M12-1.75	092-005	090-079	097-119	65371	66451
1995	Magnetic	M12-1.75	092-005	090-079	097-119	65371	66451
1995	Non-Magnetic	M12-1.75	092-005	090-034	097-021	65211	65274
4 cyl. - 2.3L (138)							
1995-92	-	M12-1.75	092-005	090-079	097-119	65371	66451
1991-90	Grand Prix	M12-1.75	092-005	090-079	097-119	65371	66451
1991-88	Grand Am	M12-1.75	092-005	090-066	097-021	65328	65274
4 cyl. - 2.3L (140)							
1977-75	-	1/2-20	092-001	090-052	097-021	65202	65274
4 cyl. - 2.4L (146)							
2003-97	-	M12-1.75	092-005	090-091	097-119	65372	66451
1996	-	M12-1.75	092-005	090-079	097-119	65371	66451
4 cyl. - 2.5L (151)							
1991-88	-	M85-2.50	—	090-063	097-024	65224	65326
1987	Exc. Grand Am	M12-1.75	092-005	090-034	097-021	65211	65274
1987	Grand Am, AT	M12-1.75	092-005	090-034	097-021	65211	65274
1987	Grand Am, MT	M85-2.50	—	090-063	097-024	65224	65326
1986-79	-	M12-1.75	092-005	090-034	097-021	65211	65274
1978-77	-	1/2-20	092-001	090-052	097-021	65202	65274
6 cyl. - 2.8L (173)							
1989-87	-	M12-1.75	092-005	090-034	097-021	65211	65274
1986-79	-	1/2-20	092-001	090-052	097-021	65202	65274
6 cyl. - 3.0L (181)							
1987-85	-	1/2-20	092-001	090-052	097-021	65202	65274
6 cyl. - 3.1L (189)							
2003-97	-	M12-1.75	092-005	090-091	097-119	65372	66451
1996-94	-	M12-1.75	092-005	090-079	097-119	65371	66451
1994	Magnetic	M12-1.75	092-005	090-079	097-119	65371	66451
1994	Non-Magnetic	M12-1.75	092-005	090-034	097-021	65211	65274
1993-88	-	M12-1.75	092-005	090-034	097-021	65211	65274
6 cyl. - 3.3L (204)							
1993-92	-	1/2-20	092-001	090-052	097-021	65202	65274
6 cyl. - 3.4L (207)							
2006-04	-	M12-1.75	092-005	090-156	—	—	—
2005-97	-	M12-1.75	092-005	090-091	097-119	65372	66451
1996-95	-	M12-1.75	092-005	090-079	097-119	65371	66451
1995	Exc. Firebird	M12-1.75	092-005	090-079	097-119	65371	66451
1995	Firebird	M12-1.75	092-005	090-034	097-021	65211	65274
1994-91	-	M12-1.75	092-005	090-034	097-021	65211	65274
6 cyl. - 3.5L (213)							
2006-05	-	M12-1.75	092-005	090-156	—	—	—
6 cyl. - 3.8L (229)							
1983-80	-	1/2-20	092-001	090-052	097-021	65202	65274



Oil Drain Plug and Gasket Applications

Make Engine/Year	Description	Thread	Dorman EZ Drain	Dorman Drain Plug	Dorman Gasket	Oil-Tite! Drain Plug	Oil-Tite! Gasket
PONTIAC (continued)							
6 cyl. - 3.8L (231)							
2005-97	-	M12-1.75	092-005	090-091	097-119	65372	66451
1996-95	-	M12-1.75	092-005	090-079	097-119	65371	66451
1994-77	-	1/2-20	092-001	090-052	097-021	65202	65274
6 cyl. - 3.9L (237)							
2006	-	M12-1.75	092-005	090-156	—	—	—
6 cyl. - 4.1L (252)							
1982	-	1/2-20	092-001	090-052	097-021	65202	65274
6 cyl. - 4.3L (260)							
1985-82	Diesel Eng	M12-1.75	092-005	090-034	095-143	65211	65290
6 cyl. - 4.3L (262)							
1987-86	-	1/2-20	092-001	090-052	097-021	65202	65274
6 cyl. - All							
1976-46	-	1/2-20	092-001	090-052	097-022	65202	65270
8 cyl. - 4.3L (260)							
1976	-	1/2-20	092-001	090-052	097-021	65202	65274
1975	-	1/2-20	092-001	090-052	097-022	65202	65270
8 cyl. - 4.3L (265)							
1981-80	-	M12-1.75	092-005	090-034	097-021	65211	65274
8 cyl. - 4.6L (281)							
2005-04	-	M12-1.75	092-005	090-156	—	—	—
8 cyl. - 4.9L (301)							
1981-79	-	M12-1.75	092-005	090-034	097-021	65211	65274
1978-77	-	1/2-20	092-001	090-052	097-021	65202	65274
8 cyl. - 5.0L (305)							
1992-77	-	1/2-20	092-001	090-052	097-021	65202	65274
8 cyl. - 5.0L (307)							
1989-86	-	1/2-20	092-001	090-052	095-014	65202	65349
1981	-	1/2-20	092-001	090-052	095-014	65202	65349
8 cyl. - 5.3L (325)							
2006-05	-	M12-1.75	092-005	090-156	—	—	—
8 cyl. - 5.7L (350)							
2004	-	M12-1.75	092-005	090-156	—	—	—
2002-97	-	M12-1.75	092-005	090-091	097-119	65372	66451
1996	-	M12-1.75	092-005	090-079	097-119	65371	66451
1995-87	-	1/2-20	092-001	090-052	097-021	65202	65274
1985-81	-	1/2-20	092-001	090-052	095-014	65202	65349
1980-77	-	1/2-20	092-001	090-052	097-021	65202	65274
8 cyl. - 6.0L (364)							
2006-05	-	M12-1.75	092-005	090-156	—	—	—
8 cyl. - 6.6L (400)							
1979-77	-	1/2-20	092-001	090-052	097-021	65202	65274
8 cyl. - 6.6L (403)							
1979-77	-	1/2-20	092-001	090-052	097-021	65202	65274
8 cyl. - All							
1976-50	-	1/2-20	092-001	090-052	097-022	65202	65270
RENAULT							
4 cyl. - All							
1987-77	-	M16-1.50	092-008	090-054	095-002	65325	65273
SAAB							
4 cyl. - All							
2000-94	-	M14-1.50	092-007	090-033	097-138	65230	65393
1993-80	-	M14-1.50	092-007	090-033	095-010	65230	65268
6 cyl. - All							
2000-94	-	M14-1.50	092-007	090-033	097-138	65230	65393
SATURN							
4 cyl. - 1.9L (116)							
2002-91	-	M12-1.75	092-005	090-060	097-115	65450	65327
4 cyl. - 2.0L (122)							
2006-04	-	—	—	—	097-119	—	66451
4 cyl. - 2.2L (134)							
2005-03	-	—	—	—	097-119	—	66451
2002-00	-	M12-1.75	092-005	090-079	097-119	65371	66451
6 cyl. - 3.0L (181)							
2004-00	-	M14-1.50	092-007	090-162	—	—	—
6 cyl. - 3.5L (3475cc)							
2006-04	Vue	M14-1.50	092-007	090-162	—	—	—
SCION							
4 cyl. - 1.5L (1497cc)							
2006-05	1NZFE Eng	M12-1.25	092-003	090-038	095-143	65263	65290
4 cyl. - 2.4L (2398cc)							
2006-05	2AZFE Eng	M12-1.25	092-003	090-038	095-143	65263	65290
SUBARU							
3 cyl. - 1.2L (1189cc)							
1994-87	-	M20-1.50	092-010	090-040	095-142	65221	65311
4 cyl. - All							
2005-74	-	M20-1.50	092-010	090-040	095-142	65221	65311
1973	-	M18-1.50	092-009	090-042	095-003	65220	65275
1973	-	M20-1.50	092-010	090-040	095-142	65221	65311
1972	-	M18-1.50	092-009	090-042	095-003	65220	65275
1971	-	M22-1.50	092-011	090-055	095-005	65223	65276
6 cyl. - All							
2005-88	-	M20-1.50	092-010	090-040	095-142	65221	65311



Push • Twist • Drain
See pages 29 and 39 for details.

Oil Drain Plug and Gasket Applications

Make Engine/Year	Description	Thread	Dorman EZ Drain	Dorman Drain Plug	Dorman Gasket	Oil-Tite! Drain Plug	Oil-Tite! Gasket
SUZUKI							
4 cyl. - 1.3L (1298cc)							
2001-89	-	M14-1.50	092-007	090-075	097-010	65253	65272
4 cyl. - 1.3L (1325cc)							
1989-86	-	M14-1.50	092-007	090-075	095-147	65253	—
4 cyl. - 1.6L (1590cc)							
2002-92	-	M14-1.50	092-007	090-075	097-010	65253	65272
1991-89	-	M14-1.50	092-007	090-075	095-147	65253	—
1985-81	-	M12-1.25	092-003	090-038	095-143	65263	65290
4 cyl. - 1.8L (1790cc)							
2002-99	Esteem	M14-1.50	092-007	090-075	097-010	65253	65272
4 cyl. - 1.8L (1840cc)							
1998-96	Sidekick	M14-1.50	092-007	090-075	097-010	65253	65272
4 cyl. - 2.0L (2000cc)							
2003-99	Aerio, Vitara	M14-1.50	092-007	090-075	097-010	65253	65272
4 cyl. - 2.3L (2300cc)							
2005-04	Aerio	M14-1.50	092-007	090-075	097-010	65253	65272
6 cyl. - 2.5L (2500cc)							
2005-99	Grand Vitara, Vitara	M14-1.50	092-007	090-075	097-010	65253	65272
6 cyl. - 2.7L (2700cc)							
2005-01	Grand Vitara, Vitara	M14-1.50	092-007	090-075	097-010	65253	65272
TOYOTA							
4 cyl. - 1.2L (1166cc)							
1979-77	3KC Eng	M18-1.50	092-009	090-042	097-018	65220	65356
1974	3KC Eng	M18-1.50	092-009	090-042	097-018	65220	65356
1974	3KC Eng	M25-1.50	092-012	090-041	097-020	65222	65334
1973-69	3KC Eng	M25-1.50	092-012	090-041	097-020	65222	65334
4 cyl. - 1.3L (1290cc)							
1984-81	4KC, 4KE Eng	M18-1.50	092-009	090-042	097-018	65220	65356
4 cyl. - 1.5L (1452cc)							
1988-85	3A, 3AC Eng	M12-1.25	092-003	090-038	097-127	65263	65301
1984-80	3A, 3AC Eng	M18-1.50	092-009	090-042	097-018	65220	65356
4 cyl. - 1.5L (1456cc)							
1994-92	3E, 3EE Eng	M12-1.25	092-003	090-049	095-143	65214	65290
1991	3E, 3EE Eng (From 2/91)	M12-1.25	092-003	090-049	095-143	65214	65290
1991	3E, 3EE Eng (To 2/91)	M12-1.25	092-003	090-038	097-127	65263	65301
1990-87	3E, 3EE Eng	M12-1.25	092-003	090-038	097-127	65263	65301
4 cyl. - 1.5L (1497cc)							
2006-04	1NZFE Eng	M12-1.25	092-003	090-038	095-143	65263	65290
2006-04	1NZFXE Eng	M12-1.25	092-003	090-038	095-143	65263	65290
2003-01	1NZFXE Eng	M12-1.25	092-003	090-049	095-143	65214	65290
2003-00	1NZFE Eng	M12-1.25	092-003	090-049	095-143	65214	65290
2000-92	5EFE Eng	M12-1.25	092-003	090-049	095-143	65214	65290
4 cyl. - 1.6L (1587cc)							
1997-90	4AFE Eng	M12-1.25	092-003	090-049	095-143	65214	65290
1991-90	4AGE Eng	M12-1.25	092-003	090-049	095-143	65214	65290
1989	4AF Eng (From 12/88)	M12-1.25	092-003	090-049	095-143	65214	65290
1989	4AF Eng (To 12/88)	M12-1.25	092-003	090-038	097-127	65263	65301
1989	4AFE Eng (From 12/88)	M12-1.25	092-003	090-049	095-143	65214	65290
1989	4AFE Eng (To 12/88)	M12-1.25	092-003	090-038	097-127	65263	65301
1989	4AGE Eng (From 12/88)	M12-1.25	092-003	090-049	095-143	65214	65290
1989	4AGE Eng (To 12/88)	M12-1.25	092-003	090-038	097-127	65263	65301
1989	4AGEC, 4AGELC Eng (From 12/88)	M12-1.25	092-003	090-049	095-143	65214	65290
1989	4AGEC, 4AGELC Eng (To 12/88)	M12-1.25	092-003	090-038	097-127	65263	65301
1989	4AGZE Eng (From 12/88)	M12-1.25	092-003	090-049	095-143	65214	65290
1989	4AGZE Eng (To 12/88)	M12-1.25	092-003	090-038	097-127	65263	65301
1988	4AF Eng	M12-1.25	092-003	090-038	097-127	65263	65301
1988	4AFE Eng	M12-1.25	092-003	090-038	097-127	65263	65301
1988	4AGEC, 4AGELC Eng	M12-1.25	092-003	090-038	097-127	65263	65301
1988	4AGZE Eng	M12-1.25	092-003	090-038	097-127	65263	65301
1988	4ALC Eng	M12-1.25	092-003	090-038	097-127	65263	65301
1987-85	4AC Eng	M12-1.25	092-003	090-038	097-127	65263	65301
1987-85	4AGEC, 4AGELC Eng	M12-1.25	092-003	090-038	097-127	65263	65301
1987-85	4ALC Eng	M12-1.25	092-003	090-038	097-127	65263	65301
1984-83	4AC Eng	M18-1.50	092-009	090-042	097-018	65220	65356
1984-83	4ALC Eng	M18-1.50	092-009	090-042	097-018	65220	65356
4 cyl. - 1.6L (1588cc)							
1979-75	2TC Eng	M18-1.50	092-009	090-042	097-018	65220	65356
1974	2TC Eng	M18-1.50	092-009	090-042	097-018	65220	65356
1974	2TC Eng	M25-1.50	092-012	090-041	097-020	65222	65334
1973-71	2TC Eng	M25-1.50	092-012	090-041	097-020	65222	65334
4 cyl. - 1.8L (1762cc)							
2006-04	1ZZFE Eng	M12-1.25	092-003	090-038	095-143	65263	65290
2006-04	2ZZGE Eng	M12-1.25	092-003	090-038	095-143	65263	65290
2003-98	1ZZFE Eng	M12-1.25	092-003	090-049	095-143	65214	65290
2003-00	2ZZGE Eng	M12-1.25	092-003	090-049	095-143	65214	65290
1997-93	7AFE Eng	M12-1.25	092-003	090-049	095-143	65214	65290
4 cyl. - 1.8L (1770cc)							
1982-80	3TC Eng	M18-1.50	092-009	090-042	097-130	65220	65304
4 cyl. - 1.8L (1839cc)							
1986-84	1CLC, 1CTLCL Eng	M18-1.50	092-009	090-042	097-130	65220	65304
4 cyl. - 1.9L (1859cc)							
1971-68	8R Eng	M25-1.50	092-012	090-041	097-020	65222	65334
1971-68	8RC Eng	M25-1.50	092-012	090-041	097-020	65222	65334
1970-68	3RC Eng	M25-1.50	092-012	090-041	097-020	65222	65334



Oil Drain Plug and Gasket Applications

Make Engine/Year	Description	Thread	Dorman EZ Drain	Dorman Drain Plug	Dorman Gasket	Oil-Tite! Drain Plug	Oil-Tite! Gasket
TOYOTA (continued)							
4 cyl. - 2.0L (1968cc)							
1974-72	18RC Eng	M25-1.50	092-012	090-041	097-020	65222	65334
4 cyl. - 2.0L (1974cc)							
1986	2CTLC Eng	M18-1.50	092-009	090-042	097-130	65220	65304
4 cyl. - 2.0L (1995cc)							
1986-83	2SELC Eng	M18-1.50	092-009	090-042	097-018	65220	65356
4 cyl. - 2.0L (1998cc)							
1995-91	3SGTE Eng	M12-1.25	092-003	090-049	095-143	65214	65290
1991	3SFE Eng	M12-1.25	092-003	090-049	095-143	65214	65290
1990	3SFE Eng (From 12/89)	M12-1.25	092-003	090-049	095-143	65214	65290
1990	3SFE Eng (To 12/89)	M12-1.25	092-003	090-038	097-127	65263	65301
1990	3SGTE Eng (From 12/89)	M12-1.25	092-003	090-049	095-143	65214	65290
1990	3SGTE Eng (To 12/89)	M12-1.25	092-003	090-038	097-127	65263	65301
1989	3SFE Eng	M12-1.25	092-003	090-038	097-127	65263	65301
1989	3SGELC Eng	M12-1.25	092-003	090-038	097-127	65263	65301
1989	3SGTE Eng	M12-1.25	092-003	090-038	097-127	65263	65301
1988	3SFE Eng	M12-1.25	092-003	090-038	097-127	65263	65301
1988	3SFE Eng	M18-1.50	092-009	090-042	097-018	65220	65356
1988	3SGELC Eng	M12-1.25	092-003	090-038	097-127	65263	65301
1988	3SGELC Eng	M18-1.50	092-009	090-042	097-018	65220	65356
1988	3SGTE Eng	M12-1.25	092-003	090-038	097-127	65263	65301
1988	3SGTE Eng	M18-1.50	092-009	090-042	097-018	65220	65356
1987-86	3SFE Eng	M18-1.50	092-009	090-042	097-130	65220	65304
1987-86	3SGELC Eng	M18-1.50	092-009	090-042	097-130	65220	65304
1985-84	3YEC Eng	M18-1.50	092-009	090-042	097-018	65220	65356
4 cyl. - 2.2L (2164cc)							
2001-92	5SFE Eng	M12-1.25	092-003	090-049	095-143	65214	65290
2001	5SNFE Eng	M12-1.25	092-003	090-049	095-143	65214	65290
1991-90	5SFE Eng	M12-1.25	092-003	090-038	097-127	65263	65301
4 cyl. - 2.2L (2189cc)							
1980-76	20R Eng	M18-1.50	092-009	090-042	097-018	65220	65356
1975	20R Eng	M18-1.50	092-009	090-042	097-018	65220	65356
1975	20R Eng	M25-1.50	092-012	090-041	097-020	65222	65334
4 cyl. - 2.2L (2237cc)							
1989-86	4YEC Eng	M12-1.25	092-003	090-038	097-127	65263	65301
4 cyl. - 2.4L (2366cc)							
1985	22R, 22REC Eng	M12-1.25	092-003	090-038	097-127	65263	65301
1984-81	22R, 22REC Eng	M18-1.50	092-009	090-042	097-018	65220	65356
4 cyl. - 2.4L (2398cc)							
2006-04	2AZFE Eng	M12-1.25	092-003	090-038	095-143	65263	65290
2003-02	2AZFE Eng	M12-1.25	092-003	090-049	095-143	65214	65290
4 cyl. - 2.4L (2438cc)							
1997-94	2TZFE, 2TZFZE Eng	M12-1.25	092-003	090-049	095-143	65214	65290
1993-91	2TZFE, 2TZFZE Eng	M12-1.25	092-003	090-038	095-143	65263	65290
6 cyl. - 2.3L (2253cc)							
1972-68	2M Eng	M25-1.50	092-012	090-041	097-020	65222	65334
6 cyl. - 2.5L (2508cc)							
1991-88	2VZFE Eng	M12-1.25	092-003	090-038	097-127	65263	65301
6 cyl. - 2.6L (2563cc)							
1980-78	4M, 4ME Eng	M18-1.50	092-009	090-042	097-018	65220	65356
1976	4M, 4ME Eng	M18-1.50	092-009	090-042	097-018	65220	65356
1976	4M, 4ME Eng	M25-1.50	092-012	090-041	097-020	65222	65334
1975-73	4M, 4ME Eng	M25-1.50	092-012	090-041	097-020	65222	65334
6 cyl. - 2.8L (2754cc)							
1988-81	5M, 5MGE Eng	M18-1.50	092-009	090-042	097-130	65220	65304
6 cyl. - 3.0L (2954cc)							
1992-86	7MGE, 7MGTE Eng	M18-1.50	092-009	090-042	097-130	65220	65304
6 cyl. - 3.0L (2959cc)							
1993-92	3VZFE Eng (Camry)	M12-1.25	092-003	090-038	097-127	65263	65301
6 cyl. - 3.0L (2995cc)							
2006-04	1MZFE Eng	M12-1.25	092-003	090-038	095-143	65263	65290
2003-94	1MZFE Eng	M12-1.25	092-003	090-049	095-143	65214	65290
6 cyl. - 3.0L (2997cc)							
1998-93	2JZGE, 2JZGTE Eng	M12-1.25	092-003	090-049	095-143	65214	65290
6 cyl. - 3.3L (3300cc)							
2006-04	3MZFE Eng	M12-1.25	092-003	090-038	095-143	65263	65290
6 cyl. - 3.5L (3456cc)							
2006-05	2GRFE Eng	M12-1.25	092-003	090-038	095-143	65263	65290
TOYOTA TRUCK							
4 cyl. - 1.9L (1859cc)							
1971-70	8RC Eng	M25-1.50	092-012	090-041	097-020	65222	65334
1970	3RC Eng	M25-1.50	092-012	090-041	097-020	65222	65334
4 cyl. - 2.0L (1968cc)							
1974-72	18RC Eng	M25-1.50	092-012	090-041	097-020	65222	65334
4 cyl. - 2.0L (1998cc)							
2003-01	1AZFE Eng	M12-1.25	092-003	090-049	095-143	65214	65290
2000-96	3SFE Eng	M12-1.25	092-003	090-049	095-143	65214	65290
4 cyl. - 2.2L (2188cc)							
1983-81	L Eng	M18-1.50	092-009	090-042	097-018	65220	65356
4 cyl. - 2.2L (2189cc)							
1980-75	20R Eng	M18-1.50	092-009	090-042	097-018	65220	65356
4 cyl. - 2.4L (2366cc)							
1995-93	22R, 22RE, 22REC, 22RTEC Eng	M12-1.25	092-003	090-049	095-143	65214	65290
1992	22R, 22RE, 22REC, 22RTEC Eng (From 3/92)	M12-1.25	092-003	090-049	095-143	65214	65290



Push • Twist • Drain
See pages 29 and 39 for details.

Oil Drain Plug and Gasket Applications

Make Engine/Year	Description	Thread	Dorman EZ Drain	Dorman Drain Plug	Dorman Gasket	Oil-Tite! Drain Plug	Oil-Tite! Gasket
TOYOTA TRUCK (continued)							
4 cyl. - 2.4L (2366cc) (continued)							
1992	22R, 22RE, 22REC, 22RTEC Eng (To 3/92)	M12-1.25	092-003	090-038	095-143	65263	65290
1991-85	22R, 22RE, 22REC, 22RTEC Eng	M12-1.25	092-003	090-038	097-127	65263	65301
1984-81	22R, 22RE, 22REC, 22RTEC Eng	M18-1.50	092-009	090-042	097-018	65220	65356
4 cyl. - 2.4L (2398cc)							
2006-04	2AZFE Eng	M12-1.25	092-003	090-038	095-143	65263	65290
2003-01	2AZFE Eng	M12-1.25	092-003	090-049	095-143	65214	65290
4 cyl. - 2.4L (2438cc)							
2004	2RZFE Eng	M12-1.25	092-003	090-038	095-143	65263	65290
2003-95	2RZFE Eng	M12-1.25	092-003	090-049	095-143	65214	65290
4 cyl. - 2.4L (2446cc)							
1985-84	2L, 2LT Diesel Eng	M18-1.50	092-009	090-042	097-018	65220	65356
4 cyl. - 2.7L (2694cc)							
2006-05	2TRFE Eng	M12-1.25	092-003	090-038	095-143	65263	65290
2004	3RZFE Eng	M12-1.25	092-003	090-038	095-143	65263	65290
2003-94	3RZFE Eng	M12-1.25	092-003	090-049	095-143	65214	65290
6 cyl. - 3.0L (2959cc)							
1995-92	3VZE Eng	M12-1.25	092-003	090-038	095-143	65263	65290
1991-88	3VZE Eng	M12-1.25	092-003	090-038	097-127	65263	65301
6 cyl. - 3.0L (2995cc)							
2005-04	1MZFE Eng	M12-1.25	092-003	090-038	095-143	65263	65290
2003-01	1MZFE Eng	M12-1.25	092-003	090-049	095-143	65214	65290
6 cyl. - 3.3L (3300cc)							
2006-04	3MZFE Eng	M12-1.25	092-003	090-038	095-143	65263	65290
6 cyl. - 3.4L (3378cc)							
2005-95	5VZFE Eng	M12-1.25	092-003	090-038	095-143	65263	65290
6 cyl. - 3.9L (3878cc)							
1974-69	F Eng	M25-1.50	092-012	090-041	097-020	65222	65334
6 cyl. - 4.0L (3956cc)							
1992-91	3FE Eng	M12-1.25	092-003	090-038	095-143	65263	65290
1990-88	3FE Eng	M12-1.25	092-003	090-038	097-127	65263	65301
6 cyl. - 4.0L (4000cc)							
2006-03	1GRFE Eng	M12-1.25	092-003	090-038	095-143	65263	65290
6 cyl. - 4.2L (4227cc)							
1987-86	2F Eng	M12-1.25	092-003	090-038	097-127	65263	65301
1987-86	2F Eng	M18-1.50	092-009	090-042	097-130	65220	65304
1985-83	2F Eng	M18-1.50	092-009	090-042	097-018	65220	65356
1982	2F Eng	M18-1.50	092-009	090-042	097-018	65220	65356
1982	2F Eng	M25-1.50	092-012	090-041	097-020	65222	65334
1981-75	2F Eng	M25-1.50	092-012	090-041	097-020	65222	65334
6 cyl. - 4.5L (4477cc)							
1997-93	1FZFE Eng	M12-1.25	092-003	090-049	095-143	65214	65290
8 cyl. - 4.7L (4663cc)							
2006-98	2UZFE Eng	M12-1.25	092-003	090-038	095-143	65263	65290
VOLKSWAGEN							
4 cyl. - 1.5L (1457cc)							
1980-78	-	M14-1.50	092-007	090-169	095-010	—	65268
4 cyl. - 1.5L (1471cc)							
1980-74	-	M14-1.50	092-007	090-169	095-010	—	65268
4 cyl. - 1.6L (1584cc)							
1980-68	-	M14-1.50	092-007	090-075	095-141	65253	65310
4 cyl. - 1.6L (1588cc)							
1992-76	-	M14-1.50	092-007	090-169	095-010	—	65268
4 cyl. - 1.7L (1679cc)							
1974-71	-	—	—	—	095-014	—	65349
4 cyl. - 1.7L (1715cc)							
1984-81	-	M14-1.50	092-007	090-169	095-010	—	65268
4 cyl. - 1.8L (1780cc)							
1993-83	-	M14-1.50	092-007	090-169	095-010	—	65268
4 cyl. - 1.8L (1781cc)							
2001-00	Passat	M14-1.50	092-007	090-169	095-010	—	65268
1999	Passat	M14-1.50	092-007	090-171	—	—	—
1998	Passat	M14-1.50	092-007	090-170	—	—	—
4 cyl. - 1.8L (1795cc)							
1975-74	-	—	—	—	095-014	—	65349
4 cyl. - 1.9L (1896cc)							
1998-96	Diesel Eng	M14-1.50	092-007	090-169	095-010	—	65268
4 cyl. - 1.9L (1915cc)							
1985-83	-	M14-1.50	092-007	090-169	095-010	—	65268
4 cyl. - 2.0L (1970cc)							
1979-76	-	—	—	—	095-014	—	65349
4 cyl. - 2.0L (1984cc)							
2001	Cabrio, Golf, Jetta	M14-1.50	092-007	090-169	095-010	—	65268
2000-99	Beetle	M14-1.50	092-007	090-171	—	—	—
2000-99	Jetta	M14-1.50	092-007	090-169	095-010	—	65268
1998-90	-	M14-1.50	092-007	090-169	095-010	—	65268
5 cyl. - 2.2L (2144cc)							
1984-83	Quantum	M14-1.50	092-007	090-169	095-010	—	65268
5 cyl. - 2.2L (2226cc)							
1988-85	Quantum	M14-1.50	092-007	090-169	095-010	—	65268
5 cyl. - 2.5L (2459cc)							
1995-93	Eurovan	M26-1.50	092-013	090-163	—	—	—
6 cyl. - 2.8L (2771cc)							
2001-00	Passat	M26-1.50	092-013	090-163	—	—	—



Oil Drain Plug and Gasket Applications

Make Engine/Year	Description	Thread	Dorman EZ Drain	Dorman Drain Plug	Dorman Gasket	Oil-Tite! Drain Plug	Oil-Tite! Gasket
VOLKSWAGEN (continued)							
6 cyl. - 2.8L (2771 cc) (continued)							
1999-98	Passat	M14-1.50	092-007	090-170	—	—	—
6 cyl. - 2.8L (2792cc)							
2001-98	Golf, Jetta	M14-1.50	092-007	090-169	095-010	—	65268
1997	Eurovan	M26-1.50	092-013	090-163	—	—	—
1997	Golf, Jetta, Passat	M14-1.50	092-007	090-169	095-010	—	65268
1996-92	-	M14-1.50	092-007	090-169	095-010	—	65268
VOLVO							
4 cyl. - 1.9L (1950cc)							
2001-00	S40	M18-1.50	092-009	090-167	095-149	—	—
4 cyl. - 2.1L (2127cc)							
1985-80	-	M26-1.50	092-013	090-099	095-017	65243	66358
1979-76	-	3/4-16	092-002	090-008	095-004	65226	65278
4 cyl. - 2.3L (2316cc)							
1995-88	-	3/4-16	092-002	090-008	095-004	65226	65278
1987-83	240, 260 Series	M26-1.50	092-013	090-099	095-017	65243	66358
1987-83	740, 760 Series	3/4-16	092-002	090-008	095-004	65226	65278
5 cyl. - 2.3L (2319cc)							
1998	C70, S70, V70	3/4-16	092-002	090-008	095-004	65226	65278
5 cyl. - 2.4L (2319cc)							
1997-93	850	M18-1.50	092-009	090-042	095-003	65220	65275
5 cyl. - 2.4L (2435cc)							
2000-99	S70	M18-1.50	092-009	090-167	095-149	—	—
1998	C70, S70, V70	3/4-16	092-002	090-008	095-004	65226	65278
6 cyl. - 2.4L (2383cc)							
1986-83	740, 760 Series	3/4-16	092-002	090-008	095-004	65226	65278
1984-82	240, 260 Series	M26-1.50	092-013	090-099	095-017	65243	66358
6 cyl. - 2.7L (2673cc)							
1979-76	-	M16-1.50	092-008	090-054	095-002	65325	65273
6 cyl. - 2.8L (2783cc)							
2001-99	S80	M18-1.50	092-009	090-167	095-149	—	—
6 cyl. - 2.8L (2849cc)							
1990-83	-	3/4-16	092-002	090-008	095-004	65226	65278
1982-80	-	M26-1.50	092-013	090-099	095-017	65243	66358
6 cyl. - 2.9L (2917cc)							
1998-92	-	3/4-16	092-002	090-008	095-004	65226	65278
6 cyl. - 3.0L (2980cc)							
1975-70	-	M26-1.50	092-013	090-099	095-017	65243	66358

3
Oil Drain Plug and Gasket Applications

Oil Pan Bolt



Size	Type	Part # (Qty.)
5/16"-18 x 5/8"	3/8" Hex Flanged Head	636-006 (25)

Standard O-Rings



I.D.	O.D.	Thickness	Part # (Qty.)	I.D.	O.D.	Thickness	Part # (Qty.)
1/8"	1/4"	1/16"	099-006 (10)	13/16"	1-1/16"	1/8"	099-211 (10)
5/32"	9/32"	1/16"	099-007 (10)	7/8"	1-1/8"	1/8"	099-212 (10)
3/16"	5/16"	1/16"	099-008 (10)	15/16"	1-3/16"	1/8"	099-213 (10)
7/32"	11/32"	1/16"	099-009 (10)	1"	1-1/4"	1/8"	099-214 (10)
1/4"	3/8"	1/16"	099-010 (10)	1-1/16"	1-5/16"	1/8"	099-215 (10)
5/16"	7/16"	1/16"	099-011 (10)	1-1/8"	1-3/8"	1/8"	099-216 (10)
3/8"	1/2"	1/16"	099-012 (10)	1-3/16"	1-7/16"	1/8"	099-217 (10)
3/8"	9/16"	3/32"	099-110 (10)	1-1/4"	1-1/2"	1/8"	099-218 (10)
7/16"	5/8"	3/32"	099-111 (10)	1-5/16"	1-9/16"	1/8"	099-219 (10)
1/2"	11/16"	3/32"	099-112 (10)	1-3/8"	1-5/8"	1/8"	099-220 (10)
9/16"	3/4"	3/32"	099-113 (10)	1-7/16"	1-11/16"	1/8"	099-221 (10)
5/8"	13/16"	3/32"	099-114 (10)	1-1/2"	1-3/4"	1/8"	099-222 (10)
11/16"	7/8"	3/32"	099-115 (10)	1-1/2"	1-7/8"	3/16"	099-325 (10)
3/4"	15/16"	3/32"	099-116 (10)	1-5/8"	2"	3/16"	099-326 (10)
3/4"	1"	1/8"	099-210 (10)	1-3/4"	2-1/8"	3/16"	099-327 (10)

Control Cables



Type 1
Standard



Type 2
Mounting Clamp



Type 3
Dash Clamp



Type 5
"T" Handle
Twist-to-Lock



Type 6
"T" Handle

Type	Knob	Length	Wire Dia.	Description	Part # (Qty.)
1	7/8" Black	5'	.047"	Standard Push-Pull, 3/8"-24 Body Thread	100-002 (1)
1	1" Black	8'	.054"	Standard Push-Pull, 3/8"-24 Body Thread	100-046 (1)
1	1" Chrome	5'	.047"	Standard Push-Pull, 3/8"-24 Body Thread	100-001 (1)
1	1" Chrome	6'	.054"	Standard Push-Pull, 3/8"-24 Body Thread	100-022 (1)
1	1" Chrome	12'	.054"	Standard Push-Pull, 3/8"-24 Body Thread	100-019 (1)
2	N/A	N/A	N/A	Cashing/Mounting Clamp for 3/16" OD Casing	100-011 (10)
3	N/A	N/A	N/A	Dash Clamp for 3/8" Body Diameter	100-012 (10)
5	1-3/4" Chrome	6'	.072"	T-Handle, Twist-to-Lock, 7/16"-20 Body Thread	100-020 (1)
5	1-3/4" Chrome	8'	.072"	T-Handle, Twist-to-Lock, 7/16"-20 Body Thread	100-047 (1)
5	1-3/4" Chrome	15'	.072"	T-Handle, Twist-to-Lock, 7/16"-20 Body Thread	100-025 (1)
5	1-3/4" Chrome	25'	.072"	T-Handle, Twist-to-Lock, 7/16"-20 Body Thread	100-026 (1)
6	1" Chrome	7'	.054"	T-Handle, Push-Pull, 3/8"-24 Body Thread	100-049 (1)
6	1-3/4" Chrome	6'	.054"	T-Handle, Hood Latch Control, 3/8"-24 Body Thread	100-023 (1)
6	2" Chrome	12'	.064"	T-Handle, Marine Use, 3/8"-24 Body Thread	100-021 (1)
7	1" Chrome	5'2"	.054"	2-Speed Axle Control, Eye Wire End, 3/8"-24 Body T	100-024 (1)
8	2" Black	8'	.090"	Ball Handle PTO, 7/16"-20 Body Thread	100-029 (1)
8	2" Black	10'	.090"	Ball Handle PTO, 7/16"-20 Body Thread	100-030 (1)
8	2" Black	15'	.090"	Ball Handle PTO, 7/16"-20 Body Thread	100-031 (1)
8	2" Black	20'	.091"	Ball Handle PTO, 7/16"-20 Body Thread	100-032 (1)
10	2" Black	10'	.091"	Push-Button Locking Vernier, 3/4"-16 Body Thread	100-042 (1)
10	2" Black	15'	.091"	Push-Button Locking Vernier, 3/4"-16 Body Thread	100-043 (1)
10	2" Black	25'	.091"	Push-Button Locking Vernier, 3/4"-16 Body Thread	100-044 (1)



Type 7
2 Speed Axle



Type 8
Ball Handle



Type 10
Push Button
Locking
Vernier

Cable Stops

Diameter	Maximum Wire Dia.	Material	Part # (Qty.)
1/4"	1/16"	Brass	100-013 (25)
5/16"	1/16"	Brass	100-014 (25)

Diameter	Maximum Wire Dia.	Material	Part # (Qty.)
3/8"	1/8"	Steel	100-016 (10)
3/8"	1/8"	Brass	100-015 (25)



Throttle Ball Joints & Linkages

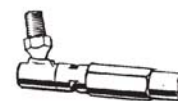
Type	Size	Part # (Qty.)	Type	Size	Part # (Qty.)
1	3/16"-32	115-001 (5)	2	3/16"-32	115-008 (5)
1	1/4"-28	115-002 (5)	2	1/4"-28	115-009 (5)
1	5/16"-24	115-003 (5)	2	5/16"-24	115-010 (5)
2	3/8"-24	115-004 (5)	4	3/16"-32	115-101 (25)
2	7/16"-20	115-005 (5)	4	1/4"-28	115-102 (25)
2	1/2"-20	115-006 (5)	4	5/16"-24	115-103 (25)
3	1/4"-28	115-007 (5)			



TYPE 1



TYPE 2



TYPE 3



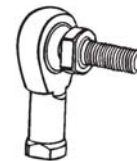
TYPE 4

Spherical Rod End Ball Joints

Type	Size	Part # (Qty.)	Type	Size	Part # (Qty.)
1	1/4"-28	116-101 (5)	2	1/4"-28	116-201 (5)
1	5/16"-24	116-102 (5)	2	5/16"-24	116-202 (5)
1	3/8"-24	116-103 (5)	2	3/8"-24	116-203 (5)
1	1/2"-20	116-104 (5)	2	1/2"-20	116-204 (5)



TYPE 1



TYPE 2

Carburetor and Throttle Rod Clips

Type	Description	Orientation	Rod Dia.	Hole Dia.	Size	Part # (Qty.)
1a	Foldover Clip	Right Short	5/32"	11/64"	—	118-005 (25)
1b	Foldover Clip	Left 2L	5/32"	11/64"	—	118-025 (25)
1b	Foldover Clip	Right 4R	3/16"	13/64"	—	118-040 (25)
1b	Foldover Clip	Left 4L	3/16"	13/64"	—	118-045 (25)
1b	Foldover Clip	Right 7R	1/4"	17/64"	—	118-070 (25)
1b	Foldover Clip	Left 7L	1/4"	17/64"	—	118-075 (25)
2	Lock Fastener	—	—	—	3/32"	118-060 (25)
2	Lock Fastener	—	—	—	1/8"	118-050 (25)
3	Circular Clip	—	—	—	1/8"	118-080 (25)
3	Circular Clip	—	—	—	1/4"	118-085 (25)
	E-Clip	—	—	—	7.9mm	118-109 (25)
	Hair Pin Clip	—	—	—	1/8"	118-103 (100)
	Brass Distr. Cotter Pin	—	—	—	3/64" x 3/8"	118-201 (100)



Type 1a



Type 1b



Type 2



Type 3

Air Cleaner Hold-Downs



255-116 (10)
Air Cleaner Wing Nut
Ford 1990-81. 1/4" -20 or M6 self-threading nylon



255-117 (10)
Air Cleaner Wing Nut
Universal 5/16" x M8 self-threading nylon



255-118 (10)
Air Cleaner Wing Nut
Universal 1/4" -20



255-119 (10)
Air Cleaner Wing Nut
Universal & Datsun/Nissan style 2002-74. M6 x 1.0



255-120 (10)
Air Cleaner Wing Nut
Chrysler style 1983-78. 1/4" -20

Air Cleaner Component Applications

Make/Engine	EngVIN/Code	Years	Description	Dorman	Air Filter-Title!
ACURA					
L4 - 1.8L (1797 cc)	-	2001-94	Hold-down Screw; Integra	-	41111
L4 - 2.2L (2156 cc)	-	1997	Hold-down Screw; CL	-	41111
L4 - 2.3L (2234 cc)	-	1999-98	Hold-down Screw; CL	-	41111
V6 - 3.0L (2997 cc)	-	1999-97	Hold-down Screw; CL	-	41111
V6 - 3.2L (3206 cc)	-	2005-99	Hold-down Screw; TL	-	41111
V6 - 3.2L (3206 cc)	-	2003-01	Hold-down Screw; CL	-	41111
V6 - 3.5L (3475 cc)	-	2005-01	Hold-down Screw; MDX	-	41111
BUICK					
L4 - 1.8L (112 CID)	-	1986-82	Retainer for Breather or MAP Sensor in Air Cleaner	-	41251
L4 - 2.0L (122 CID)	K	1988-87	Retainer for Breather or MAP Sensor in Air Cleaner	-	41251
L4 - 2.3L (138 CID)	3	1993-92	Clip	-	41230
L4 - 2.5L (151 CID)	-	1992-80	Retainer for Breather or MAP Sensor in Air Cleaner	-	41251
V6 - 2.8L (173 CID)	-	1989-80	Retainer for Breather or MAP Sensor in Air Cleaner	-	41251
V6 - 3.0L (181 CID)	E	1985-82	Retainer for Breather or MAP Sensor in Air Cleaner	-	41251
V6 - 3.0L (181 CID)	L	1988-85	Clip	-	41230
V6 - 3.1L (189 CID)	M	1998-97	Clip	-	41230
V6 - 3.2L (196 CID)	-	1979-78	Retainer for Breather or MAP Sensor in Air Cleaner	-	41251
V6 - 3.3L (204 CID)	-	1993-89	Clip	-	41230
V6 - 3.3L (204 CID)	-	1991-89	Retainer for Breather or MAP Sensor in Air Cleaner	-	41251
V6 - 3.8L (231 CID)	-	2003-93	Wing Nut	-	41108
V6 - 3.8L (231 CID)	-	1998-91	Clip	-	41230
V6 - 3.8L (231 CID)	-	1988-76	Retainer for Breather or MAP Sensor in Air Cleaner	-	41251
V6 - 4.1L (252 CID)	4	1984-80	Retainer for Breather or MAP Sensor in Air Cleaner	-	41251
V6 - 4.3L (260 CID)	TV	1985-82	Retainer for Breather or MAP Sensor in Air Cleaner; Diesel	-	41251
V8 - 4.3L (260 CID)	F	1976	Retainer for Breather or MAP Sensor in Air Cleaner	-	41251
V8 - 4.3L (265 CID)	S	1981-80	Retainer for Breather or MAP Sensor in Air Cleaner	-	41251
V8 - 4.4L (267 CID)	J	1982	Retainer for Breather or MAP Sensor in Air Cleaner	-	41251
V8 - 4.9L (301 CID)	W	1980-79	Retainer for Breather or MAP Sensor in Air Cleaner	-	41251
V8 - 4.9L (301 CID)	Y	1979-77	Retainer for Breather or MAP Sensor in Air Cleaner	-	41251
V8 - 5.0L (305 CID)	-	1982-77	Retainer for Breather or MAP Sensor in Air Cleaner	-	41251
V8 - 5.0L (307 CID)	Y	1990-82	Wing Nut	255-118	41200/41072
V8 - 5.0L (307 CID)	Y	1987-80	Retainer for Breather or MAP Sensor in Air Cleaner	-	41251
V8 - 5.7L (350 CID)	-	1985-82	Wing Nut; Diesel	255-118	41200/41072
V8 - 5.7L (350 CID)	-	1985-80	Retainer for Breather or MAP Sensor in Air Cleaner; Diesel	-	41251
V8 - 5.7L (350 CID)	-	1980-76	Retainer for Breather in Air Cleaner; Gas	-	41251
V8 - 6.6L (403 CID)	K	1979-77	Retainer for Breather or MAP Sensor in Air Cleaner	-	41251
V8 - 7.5L (455 CID)	Y	1976	Retainer for Breather or MAP Sensor in Air Cleaner	-	41251
CADILLAC					
L4 - 1.8L (112 CID)	G	1982	Retainer for Breather or MAP Sensor in Air Cleaner	-	41251
V6 - 2.8L (173 CID)	W	1988-87	Hold-down Stud	-	41110
V6 - 4.1L (252 CID)	4	1982-80	Retainer for Breather or MAP Sensor in Air Cleaner	-	41251
V6 - 4.3L (260 CID)	T	1985	Retainer for Breather or MAP Sensor in Air Cleaner; Diesel	-	41251
V8 - 4.1L (250 CID)	8	1987-82	Retainer for Breather or MAP Sensor in Air Cleaner	-	41251
V8 - 4.1L (250 CID)	8	1985-82	Wing Nut	255-118	41200/41072
V8 - 4.5L (273 CID)	35	1990-88	Wing Nut	-	41108
V8 - 4.6L (281 CID)	-	2005-93	Clip	-	41230
V8 - 5.0L (305 CID)	E	1992	Retainer for Breather or MAP Sensor in Air Cleaner	-	41251
V8 - 5.0L (307 CID)	Y,9	1990-86	Wing Nut	255-118	41200/41072
V8 - 5.7L (350 CID)	-	1993-76	Retainer for Breather or MAP Sensor in Air Cleaner; Gas	-	41251
V8 - 5.7L (350 CID)	-	1985-82	Wing Nut; Diesel	255-118	41200/41072
V8 - 5.7L (350 CID)	R	2000-99	Clip; Escalade	-	41230
V8 - 6.0L (368 CID)	69	1984-80	Retainer for Breather or MAP Sensor in Air Cleaner	-	41251
V8 - 7.0L (425 CID)	-	1979-77	Retainer for Breather or MAP Sensor in Air Cleaner	-	41251
V8 - 8.2L (500 CID)	-	1976	Retainer for Breather or MAP Sensor in Air Cleaner	-	41251
CHEVROLET					
L4 - 1.4L (85 CID)	-	1977-76	Retainer for Breather or MAP Sensor in Air Cleaner; Chevette	-	41251
L4 - 1.6L (98 CID)	-	1984-76	Retainer for Breather or MAP Sensor in Air Cleaner; Chevette	-	41251
L4 - 1.8L (110 CID)	D	1984-81	Retainer for Breather or MAP Sensor in Air Cleaner; Chevette Diesel	-	41251
L4 - 1.8L (112 CID)	G	1982	Retainer for Breather or MAP Sensor in Air Cleaner; Cavalier	-	41251
L4 - 2.0L (122 CID)	0	1976	Retainer for Breather or MAP Sensor in Air Cleaner; Vega	-	41251

Air Cleaner Component Applications

Make/Engine	EngVIN/Code	Years	Description	Dorman	Air Filter-Title!
CHEVROLET (continued)					
L4 - 2.2L (134 CID)	4	1994-92	Wing Nut	-	41108
L4 - 2.3L (140 CID)	A	1993	Clip	-	41230
L4 - 2.3L (140 CID)	A,B	1977-76	Retainer for Breather or MAP Sensor in Air Cleaner	-	41251
L4 - 2.5L (151 CID)	-	1990-78	Retainer for Breather or MAP Sensor in Air Cleaner	-	41251
L4 - 2.5L (151 CID)	-	1990	Retainer for Temperature Sensor in Air Cleaner; Lumina	-	41251
L6 - 4.1L (250 CID)	D	1979-76	Retainer for Breather or MAP Sensor in Air Cleaner	-	41251
V6 - 2.8L (173 CID)	-	1989-80	Hold-down Stud; Exc. Cavalier Z24	-	41110
V6 - 3.1L (189 CID)	-	1994-90	Hold-down Stud; Exc. Cavalier Z24	-	41110
V6 - 3.1L (189 CID)	J	2001-00	Clip; Lumina	-	41230
V6 - 3.1L (189 CID)	M	1999-96	Clip; Lumina, Monte Carlo	-	41230
V6 - 3.2L (196 CID)	C	1979-78	Retainer for Breather or MAP Sensor in Air Cleaner	-	41251
V6 - 3.3L (200 CID)	M	1979-78	Retainer for Breather or MAP Sensor in Air Cleaner	-	41251
V6 - 3.4L (207 CID)	-	2001-96	Clip; Lumina, Monte Carlo, Impala	-	41230
V6 - 3.4L (207 CID)	S	1995-93	Clip; Camaro	-	41230
V6 - 3.8L (229 CID)	9,K	1984-80	Retainer for Breather or MAP Sensor in Air Cleaner	-	41251
V6 - 3.8L (231 CID)	-	1985-78	Retainer for Breather or MAP Sensor in Air Cleaner	-	41251
V6 - 3.8L (231 CID)	K	2002-95	Clip; Camaro	-	41230
V6 - 4.3L (260 CID)	TV	1985-82	Retainer for Breather or MAP Sensor in Air Cleaner; Diesel	-	41251
V6 - 4.3L (262 CID)	Z	1988-85	Retainer for Breather or MAP Sensor in Air Cleaner	-	41251
V8 - 4.3L (262 CID)	G	1976	Retainer for Breather or MAP Sensor in Air Cleaner	-	41251
V8 - 4.4L (267 CID)	J	1982-79	Retainer for Breather or MAP Sensor in Air Cleaner	-	41251
V8 - 5.0L (305 CID)	-	1987-76	Retainer for Breather or MAP Sensor in Air Cleaner	-	41251
V8 - 5.0L (305 CID)	E	1992	Retainer for Breather or MAP Sensor in Air Cleaner; Camaro	-	41251
V8 - 5.0L (307 CID)	Y	1990-86	Wing Nut	255-118	41200/41072
V8 - 5.0L (307 CID)	Y	1986	Retainer for Breather or MAP Sensor in Air Cleaner	-	41251
V8 - 5.7L (350 CID)	-	1996-94	Hold-down Screw; Rear; Corvette	-	41215
V8 - 5.7L (350 CID)	-	1991-90	Hold-down Screw; Corvette	-	41215
V8 - 5.7L (350 CID)	-	1986-76	Retainer for Breather or MAP Sensor in Air Cleaner; Gas	-	41251
V8 - 5.7L (350 CID)	-	1985-82	Wing Nut; Diesel	255-118	41200/41072
V8 - 5.7L (350 CID)	-	1985-80	Retainer for Breather or MAP Sensor in Air Cleaner; Diesel	-	41251
V8 - 5.7L (350 CID)	G,P	2002-93	Clip; Camaro	-	41230
V8 - 6.6L (400 CID)	-	1976	Retainer for Breather or MAP Sensor in Air Cleaner	-	41251
V8 - 7.4L (454 CID)	-	1976	Retainer for Breather or MAP Sensor in Air Cleaner	-	41251
CHEVROLET/GMC TRUCK					
L4 - 1.9L (119 CID)	A	1985	Retainer for Breather or MAP Sensor in Air Cleaner	-	41251
L4 - 2.2L (134 CID)	4	2003-98	Wing Nut	-	41108
L4 - 2.2L (134 CID)	4	1997-94	Clip	-	41230
L4 - 2.2L (134 CID)	S	1985	Retainer for Breather or MAP Sensor in Air Cleaner	-	41251
L4 - 2.5L (151 CID)	A,E	1993-91	Retainer for EGR Solenoid	-	41251
L4 - 2.5L (151 CID)	A,E	1993-85	Retainer for Breather or MAP Sensor in Air Cleaner	-	41251
L6 - 4.1L (250 CID)	D	1984-76	Retainer for Breather or MAP Sensor in Air Cleaner	-	41251
L6 - 4.8L (292 CID)	T	1988-79	Retainer for Breather or MAP Sensor in Air Cleaner	-	41251
V6 - 2.8L (173 CID)	-	1993-84	Retainer for Breather or MAP Sensor in Air Cleaner	-	41251
V6 - 3.3L (200 CID)	M	1979-78	Retainer for Breather or MAP Sensor in Air Cleaner; Caballero	-	41251
V6 - 3.8L (229 CID)	K	1981-80	Retainer for Breather or MAP Sensor in Air Cleaner; Caballero	-	41251
V6 - 3.8L (231 CID)	A,2	1981-78	Retainer for Breather or MAP Sensor in Air Cleaner; Caballero	-	41251
V6 - 4.3L (262 CID)	-	1993-85	Retainer for Breather or MAP Sensor in Air Cleaner	-	41251
V6 - 4.3L (262 CID)	W,X	2005-96	Wing Nut	-	41108
V6 - 4.3L (262 CID)	W,X	2005-94	Clip	-	41230
V6 - 4.3L (262 CID)	Z	1993-92	Air Deflector Retainer; w/A.I.R.	-	41251
V8 - 4.4L (267 CID)	J	1981-79	Retainer for Breather or MAP Sensor in Air Cleaner; Caballero	-	41251
V8 - 5.0L (305 CID)	-	1991-79	Retainer for Breather or MAP Sensor in Air Cleaner	-	41251
V8 - 5.0L (305 CID)	-	1978-77	Retainer for Breather or MAP Sensor in Air Cleaner; Caballero/Sprint	-	41251
V8 - 5.0L (305 CID)	M	2001-96	Clip	-	41230
V8 - 5.7L (350 CID)	-	1991-85	Evaporator Control Breather; Engine End; Med. Duty Truck	-	41251
V8 - 5.7L (350 CID)	-	1991-79	Retainer for Breather or MAP Sensor in Air Cleaner	-	41251
V8 - 5.7L (350 CID)	-	1978-76	Retainer for Breather or MAP Sensor in Air Cleaner; Caballero/Sprint	-	41251
V8 - 5.7L (350 CID)	K	1993-92	Air Deflector Retainer; w/A.I.R.	-	41251
V8 - 5.7L (350 CID)	K,R	1996	Clip	-	41230
V8 - 5.7L (350 CID)	R	2001-97	Clip	-	41230
V8 - 6.0L (366 CID)	-	2002-85	Evaporator Control Breather; Engine End; Med. Duty Truck	-	41251
V8 - 6.5L (395 CID)	-	2002-92	Clip; Diesel	-	41230
V8 - 6.6L (400 CID)	-	1980-79	Retainer for Breather or MAP Sensor in Air Cleaner	-	41251
V8 - 6.6L (400 CID)	-	1976	Retainer for Breather or MAP Sensor in Air Cleaner; Caballero/Sprint	-	41251
V8 - 7.0L (427 CID)	-	1995-85	Evaporator Control Breather; Engine End; Med. Duty Truck	-	41251
V8 - 7.4L (454 CID)	-	1991-79	Retainer for Breather or MAP Sensor in Air Cleaner	-	41251
V8 - 7.4L (454 CID)	J	2001-96	Clip	-	41230
CHRYSLER					
L4 - 2.2L (135 CID)	-	1989-86	Hold-down Screw; wo/Turbo	-	41204
L4 - 2.2L (135 CID)	-	1987-82	Clip	-	41231
L4 - 2.2L (135 CID)	-	1983	Wing Nut; wo/Turbo	255-120	41202/41073
L4 - 2.5L (153 CID)	-	1993-86	Hold-down Screw	-	41204
V6 - 3.0L (181 CID)	3	1995-91	Clip	-	41232
V6 - 3.3L (201 CID)	R	1996-91	Clip	-	41232
V6 - 3.8L (230 CID)	L	1996-91	Clip	-	41232
DODGE					
L4 - 1.6L (97 CID)	-	1983	Wing Nut; Omni	255-120	41202/41073
L4 - 1.7L (105 CID)	-	1983-78	Wing Nut; Omni	255-120	41202/41073
L4 - 2.0L (122 CID)	Y	1999-95	Clip; Neon	-	41232
L4 - 2.2L (135 CID)	-	1994-86	Hold-down Screw; wo/Turbo	-	41204
L4 - 2.2L (135 CID)	-	1990-81	Clip	-	41231
L4 - 2.2L (135 CID)	-	1983	Wing Nut	255-120	41202/41073
L4 - 2.2L (135 CID)	A	1993-91	Clip	-	41232
L4 - 2.5L (153 CID)	K	1995-91	Clip	-	41232

Air Cleaner Component Applications

Make/Engine	EngVIN/Code	Years	Description	Dorman	Air Filter-Title
DODGE (continued)					
L4 - 2.5L (153 CID)	K	1995-86	Hold-down Screw	-	41204
V6 - 3.0L (181 CID)	3	1996-91	Clip	-	41232
V6 - 3.3L (201 CID)	J,R	1996-91	Clip	-	41232
V6 - 3.8L (230 CID)	L	1996-94	Clip	-	41232
DODGE TRUCK					
L4 - 2.5L (153 CID)	-	1996-90	Clip; Dakota	-	41232
L6 - 5.9L (359 CID)	-	1996-94	Clip; Diesel	-	41232
V6 - 3.9L (239 CID)	-	1996-94	Clip	-	41232
V8 - 5.2L (318 CID)	-	1996-94	Clip	-	41232
V8 - 5.9L (360 CID)	-	1996-94	Clip	-	41232
FORD					
L4 - 1.6L (98 CID)	-	1985-81	Breather Element Retainer; Escort	-	41250
L4 - 1.6L (98 CID)	-	1985-81	Wing Nut; Escort	255-116	41201/41073
L4 - 1.9L (116 CID)	-	1996-91	Clip	-	41109/41101
L4 - 1.9L (116 CID)	-	1993-85	Breather Element Retainer	-	41250
L4 - 1.9L (116 CID)	-	1990-85	Wing Nut	255-116	41201/41073
L4 - 2.0L (122 CID)	Z,3	2000-95	Clip; Top Mount; Contour	-	41104/41101
L4 - 2.3L (140 CID)	-	1988-83	Wing Nut; Turbo	255-116	41201/41073
L4 - 2.3L (140 CID)	-	1974	Breather Element Retainer	-	41250
L4 - 2.3L (140 CID)	X	1994-92	Clip; Tempo	-	41109/41101
L6 - 2.8L (170 CID)	-	1972-71	Breather Element Retainer	-	41250
L6 - 2.8L (170 CID)	-	1972-68	Wing Nut	-	41205
L6 - 3.3L (200 CID)	-	1983-71	Breather Element Retainer	-	41250
L6 - 3.3L (200 CID)	-	1972-68	Wing Nut	-	41205
L6 - 3.9L (240 CID)	-	1972-71	Breather Element Retainer	-	41250
L6 - 3.9L (240 CID)	-	1972-68	Wing Nut	-	41205
L6 - 4.1L (250 CID)	-	1980-71	Breather Element Retainer	-	41250
L6 - 4.1L (250 CID)	-	1972-69	Wing Nut	-	41205
V6 - 2.5L (155 CID)	L	2000-95	Clip; Contour	-	41105/41101
V6 - 2.8L (171 CID)	Z	1979-74	Breather Element Retainer	-	41250
V6 - 3.0L (182 CID)	-	2005-90	Clip	-	41109/41101
V6 - 3.8L (232 CID)	-	1999-94	Clip; Mustang	-	41109/41101
V6 - 3.8L (232 CID)	-	1993-88	Breather Element Retainer	-	41250
V6 - 3.8L (232 CID)	-	1986-82	Breather Element Retainer	-	41250
V8 - 4.2L (255 CID)	-	1982-80	Breather Element Retainer	-	41250
V8 - 4.6L (281 CID)	-	2005-91	Clip; Full Size	-	41109/41101
V8 - 4.6L (281 CID)	-	1996-92	Clip; Crown Victoria	-	41109/41101
V8 - 5.0L (302 CID)	-	1995-94	Clip; Mustang	-	41109/41101
V8 - 5.0L (302 CID)	-	1991-90	Clip; Crown Victoria	-	41109/41101
V8 - 5.0L (302 CID)	-	1985-71	Breather Element Retainer	-	41250
V8 - 5.8L (351 CID)	-	1991-71	Breather Element Retainer	-	41250
V8 - 6.4L (390 CID)	-	1971	Breather Element Retainer	-	41250
V8 - 6.6L (400 CID)	-	1978-71	Breather Element Retainer	-	41250
V8 - 7.0L (429 CID)	-	1973-71	Breather Element Retainer	-	41250
V8 - 7.5L (460 CID)	-	1978-72	Breather Element Retainer	-	41250
FORD TRUCK					
L4 - 2.0L (122 CID)	-	2004-01	Clip; Escape	-	41109/41101
L4 - 2.3L (140 CID)	-	1989-85	Clip; Ranger	-	41109/41101
L6 - 2.8L (170 CID)	-	1972-68	Wing Nut	-	41205
L6 - 3.3L (200 CID)	-	1974	Breather Element Retainer	-	41250
L6 - 3.9L (240 CID)	-	1974-73	Breather Element Retainer	-	41250
L6 - 3.9L (240 CID)	-	1974-70	Wing Nut	-	41205
L6 - 4.9L (300 CID)	-	1996-94	Clip; Pickup; Calif	-	41109/41101
L6 - 4.9L (300 CID)	-	1996-87	Hold-down Screw	-	41208
L6 - 4.9L (300 CID)	-	1996-73	Breather Element Retainer	-	41250
L6 - 4.9L (300 CID)	-	1979-70	Wing Nut	-	41205
V6 - 2.8L (171 CID)	-	1986-83	Breather Element Retainer	-	41250
V6 - 2.9L (177 CID)	-	1992-86	Clip	-	41109/41101
V6 - 3.0L (182 CID)	-	2005-01	Clip; Escape, Freestyle	-	41109/41101
V6 - 3.0L (182 CID)	-	1997-86	Clip; Aerostar	-	41109/41101
V6 - 4.0L (245 CID)	-	1994-90	Clip; Ranger	-	41109/41101
V8 - 4.2L (255 CID)	-	1982-81	Breather Element Retainer	-	41250
V8 - 5.0L (302 CID)	-	1996-94	Clip; Calif	-	41109/41101
V8 - 5.0L (302 CID)	-	1996-73	Breather Element Retainer	-	41250
V8 - 5.0L (302 CID)	-	1994-87	Hold-down Screw	-	41208
V8 - 5.0L (302 CID)	-	1986-85	Clamp	-	41109/41101
V8 - 5.4L (330 CID)	-	1976-75	Breather Element Retainer	-	41250
V8 - 5.8L (351 CID)	-	1997-75	Breather Element Retainer	-	41250
V8 - 5.8L (351 CID)	-	1996-94	Clip; Pickup; Calif	-	41109/41101
V8 - 5.8L (351 CID)	-	1996-90	Hold-down Screw	-	41208
V8 - 5.8L (351 CID)	-	1977	Wing Nut; Windsor Engine; 6-Bolt Valve Cover	-	41205
V8 - 5.8L (351 CID)	-	1976-75	Wing Nut	-	41205
V8 - 5.9L (360 CID)	-	1976-73	Breather Element Retainer	-	41250
V8 - 6.4L (390 CID)	-	1976-73	Breather Element Retainer	-	41250
V8 - 6.6L (400 CID)	-	1982-77	Breather Element Retainer	-	41250
V8 - 6.7L (410 CID)	-	1974	Breather Element Retainer; Motor Home	-	41250
V8 - 7.3L (445 CID)	-	2003-99	Clip; Diesel; Super Duty Pickups	-	41109/41101
V8 - 7.3L (445 CID)	-	1996-92	Breather Element Retainer; Diesel; E-350 Van	-	41250
V8 - 7.5L (460 CID)	-	1991-88	Hold-down Screw	-	41208
V8 - 7.5L (460 CID)	-	1989-88	Breather Element Retainer	-	41250
V8 - 7.5L (460 CID)	-	1987-75	Wing Nut	-	41205
V8 - 7.5L (460 CID)	-	1982-73	Breather Element Retainer	-	41250

Air Cleaner Component Applications

Make/Engine	EngVIN/Code	Years	Description	Dorman	Air Filter-Title!
GMC TRUCK see CHEVROLET/GMC TRUCK					
HONDA					
L4 - 1.5L (1493 cc)	-	1995-92	Hold-down Screw	-	41111
L4 - 1.6L (1590 cc)	-	1997-92	Hold-down Screw	-	41111
L4 - 1.7L (1700 cc)	-	2002-01	Hold-down Screw	-	41111
L4 - 1.8L (1829 cc)	-	1987-83	Wing Nut; Prelude	-	41220
L4 - 2.0L (1958 cc)	-	1990-88	Wing Nut; Prelude	-	41220
L4 - 2.2L (2156 cc)	-	1997-95	Hold-down Screw; Odyssey	-	41111
L4 - 2.2L (2156 cc)	-	1997-93	Hold-down Screw; Accord	-	41111
L4 - 2.2L (2156 cc)	-	1992	Hold-down Screw; Accord; 5 x 28mm	-	41111
L4 - 2.3L (2234 cc)	-	1998	Hold-down Screw; Odyssey	-	41111
V6 - 2.7L (2675 cc)	-	1997-95	Hold-down Screw	-	41111
V6 - 3.0L (3000 cc)	-	2005-98	Hold-down Screw	-	41111
V6 - 3.5L (3475 cc)	-	2005-99	Hold-down Screw; Odyssey, Pilot	-	41111
LINCOLN					
V6 - 3.8L (232 CID)	-	1990-88	Breather Element Retainer	-	41250
V6 - 3.8L (232 CID)	-	1982	Breather Element Retainer	-	41250
V8 - 4.6L (281 CID)	-	2005-91	Clip	-	41109/41101
V8 - 5.0L (302 CID)	-	1992-90	Clip	-	41109/41101
V8 - 5.0L (302 CID)	-	1985-77	Breather Element Retainer	-	41250
V8 - 5.8L (351 CID)	-	1980	Breather Element Retainer	-	41250
V8 - 5.8L (351 CID)	-	1977	Breather Element Retainer	-	41250
V8 - 6.6L (400 CID)	-	1979-77	Breather Element Retainer	-	41250
V8 - 7.5L (460 CID)	-	1978-71	Breather Element Retainer	-	41250
MERCURY					
L4 - 1.6L (98 CID)	-	1985-81	Breather Element Retainer; Lynx	-	41250
L4 - 1.6L (98 CID)	-	1985-81	Wing Nut; Lynx	255-116	41201/41073
L4 - 1.9L (116 CID)	-	1996-91	Clip; Tracer	-	41109/41101
L4 - 1.9L (116 CID)	-	1993-91	Breather Element Retainer; Tracer	-	41250
L4 - 1.9L (116 CID)	-	1987-85	Wing Nut; Lynx	255-116	41201/41073
L4 - 1.9L (116 CID)	-	1986-85	Breather Element Retainer; Lynx	-	41250
L4 - 2.0L (122 CID)	-	2002-95	Clip; Top Mount; Cougar, Mystique	-	41104/41101
L4 - 2.3L (140 CID)	-	1994-92	Clip	-	41109/41101
L4 - 2.3L (140 CID)	-	1986-83	Wing Nut	255-116	41201/41073
L6 - 2.8L (170 CID)	-	1972-71	Breather Element Retainer	-	41250
L6 - 2.8L (170 CID)	-	1972-71	Wing Nut	-	41205
L6 - 3.3L (200 CID)	-	1983-71	Breather Element Retainer	-	41250
L6 - 3.3L (200 CID)	-	1972-68	Wing Nut	-	41205
L6 - 4.1L (250 CID)	-	1980-71	Breather Element Retainer	-	41250
L6 - 4.1L (250 CID)	-	1972-69	Wing Nut	-	41205
V6 - 2.5L (155 CID)	-	2002-95	Clip; Cougar, Mystique	-	41105/41101
V6 - 2.6L (159 CID)	-	1973-72	Breather Element Retainer; Capri	-	41250
V6 - 2.8L (171 CID)	-	1979-74	Breather Element Retainer	-	41250
V6 - 3.0L (182 CID)	-	2005-90	Clip	-	41109/41101
V6 - 3.8L (232 CID)	-	1992-82	Breather Element Retainer	-	41250
V8 - 4.2L (255 CID)	-	1982-80	Breather Element Retainer	-	41250
V8 - 4.6L (281 CID)	-	2005-91	Clip; Full Size	-	41109/41101
V8 - 4.6L (281 CID)	-	1996-92	Clip	-	41109/41101
V8 - 5.0L (302 CID)	-	1991-90	Clip	-	41109/41101
V8 - 5.0L (302 CID)	-	1985-71	Breather Element Retainer	-	41250
V8 - 5.8L (351 CID)	-	1982-71	Breather Element Retainer	-	41250
V8 - 6.6L (400 CID)	-	1978-71	Breather Element Retainer	-	41250
V8 - 7.0L (429 CID)	-	1973-71	Breather Element Retainer	-	41250
V8 - 7.5L (460 CID)	-	1978-72	Breather Element Retainer	-	41250
NISSAN					
L4 - 1.2L (1237 cc)	A12	1982-79	Wing Nut	255-119	41203/13551
L4 - 1.3L (1288 cc)	A13	1974	Wing Nut	255-119	41203/13551
L4 - 1.4L (1393 cc)	A14	1982-75	Wing Nut	255-119	41203/13551
L4 - 1.5L (1491 cc)	A15	1982-80	Wing Nut	255-119	41203/13551
L4 - 1.5L (1491 cc)	E15	1983-82	Wing Nut	255-119	41203/13551
L4 - 1.6L (1597 cc)	E16	1986-83	Wing Nut; Pulsar	255-119	41203/13551
L4 - 1.6L (1597 cc)	E16i	1988-87	Wing Nut; Pulsar	255-119	41203/13551
L4 - 1.6L (1597 cc)	E16S	1987-84	Wing Nut; Sentra	255-119	41203/13551
L4 - 1.6L (1597 cc)	GA16i	1990-89	Wing Nut; Pulsar	255-119	41203/13551
L4 - 2.0L (1952 cc)	L20B	1979-74	Wing Nut	255-119	41203/13551
L4 - 2.0L (1952 cc)	Z20S	1981-80	Wing Nut	255-119	41203/13551
L4 - 2.0L (1974 cc)	CA20S	1983-82	Wing Nut; Stanza	255-119	41203/13551
L4 - 2.4L (2389 cc)	KA24E/DE	1993-89	Clip; 240SX	-	41233
L6 - 2.8L (2753 cc)	L28E	1983-78	Wing Nut; 280ZX	255-119	41203/13551
L6 - 2.8L (2753 cc)	L28ET	1983-82	Wing Nut; 280ZX Turbo	255-119	41203/13551
V6 - 3.0L (2960 cc)	VG30E/DE	1994-89	Clip; No. 1; Maxima	-	41233
NISSAN TRUCK					
L4 - 2.0L (1952 cc)	L20B	1980-75	Wing Nut	255-119	41203/13551
L4 - 2.0L (1952 cc)	Z20	1985-83	Wing Nut	255-119	41203/13551
L4 - 2.2L (2187 cc)	Z22	1983-81	Wing Nut	255-119	41203/13551
L4 - 2.4L (2389 cc)	KA24E/DE	2002-90	Wing Nut	255-119	41203/13551
L4 - 2.4L (2389 cc)	Z24	1985-83	Wing Nut	255-119	41203/13551
L4 - 2.4L (2389 cc)	Z24i	1989-86	Wing Nut	255-119	41203/13551
V6 - 3.0L (2960 cc)	VG30	1989-86	Wing Nut	255-119	41203/13551
OLDSMOBILE					
L4 - 1.8L (112 CID)	-	1986-82	Retainer for Breather or MAP Sensor in Air Cleaner	-	41251
L4 - 2.0L (122 CID)	-	1988-87	Retainer for Breather or MAP Sensor in Air Cleaner	-	41251
L4 - 2.3L (138 CID)	-	1993-92	Clip; Achieva	-	41230
L4 - 2.3L (140 CID)	-	1977-76	Retainer for Breather or MAP Sensor in Air Cleaner	-	41251
L4 - 2.5L (151 CID)	-	1992-78	Retainer for Breather or MAP Sensor in Air Cleaner	-	41251

Air Cleaner Component Applications

Make/Engine	EngVIN/Code	Years	Description	Dorman	Air Filter-Title!
OLDSMOBILE (continued)					
L6 - 4.1L (250 CID)	-	1976	Retainer for Breather or MAP Sensor in Air Cleaner	-	41251
V6 - 2.8L (173 CID)	-	1989-79	Retainer for Breather or MAP Sensor in Air Cleaner	-	41251
V6 - 2.8L (173 CID)	-	1987	Hold-down Stud; Firenze	-	41110
V6 - 3.0L (181 CID)	E	1985-82	Retainer for Breather or MAP Sensor in Air Cleaner	-	41251
V6 - 3.0L (181 CID)	L	1988-85	Clip	-	41230
V6 - 3.1L (189 CID)	D	1995-90	Retainer for Breather or MAP Sensor in Air Cleaner; Silhouette	-	41251
V6 - 3.3L (204 CID)	N	1993-89	Clip	-	41230
V6 - 3.3L (204 CID)	N	1991-89	Retainer for Breather or MAP Sensor in Air Cleaner	-	41251
V6 - 3.5L (214 CID)	H	2002-99	Clip; Intrigue	-	41230
V6 - 3.8L (231 CID)	-	1988-76	Retainer for Breather or MAP Sensor in Air Cleaner	-	41251
V6 - 3.8L (231 CID)	K	1999-98	Clip; Intrigue	-	41230
V6 - 3.8L (231 CID)	L	1994-93	Wing Nut; 88/98	-	41108
V6 - 3.8L (231 CID)	L1	1995-91	Clip; Delta 88/98 Regency	-	41230
V6 - 4.1L (252 CID)	4	1984-81	Retainer for Breather or MAP Sensor in Air Cleaner	-	41251
V6 - 4.3L (260 CID)	T,V	1985-82	Retainer for Breather or MAP Sensor in Air Cleaner; Diesel	-	41251
V6 - 4.3L (262 CID)	-	2003-96	Wing Nut; Bravada	-	41108
V6 - 4.3L (262 CID)	-	1994	Clip; Bravada	-	41230
V8 - 4.3L (260 CID)	-	1982-76	Retainer for Breather or MAP Sensor in Air Cleaner	-	41251
V8 - 4.4L (267 CID)	J	1982	Retainer for Breather or MAP Sensor in Air Cleaner	-	41251
V8 - 4.9L (301 CID)	Y	1979	Retainer for Breather or MAP Sensor in Air Cleaner	-	41251
V8 - 5.0L (305 CID)	G,H	1982-78	Retainer for Breather or MAP Sensor in Air Cleaner	-	41251
V8 - 5.0L (305 CID)	U	1978-77	Retainer for Breather or MAP Sensor in Air Cleaner	-	41251
V8 - 5.0L (307 CID)	Y,9	1990-82	Wing Nut	255-118	41200/41072
V8 - 5.0L (307 CID)	Y,9	1987-80	Retainer for Breather or MAP Sensor in Air Cleaner	-	41251
V8 - 5.7L (350 CID)	-	1985-82	Wing Nut; Diesel	255-118	41200/41072
V8 - 5.7L (350 CID)	-	1985-78	Retainer for Breather or MAP Sensor in Air Cleaner; Diesel	-	41251
V8 - 5.7L (350 CID)	-	1980-76	Retainer for Breather or MAP Sensor in Air Cleaner; Gas	-	41251
V8 - 6.6L (403 CID)	K	1979-77	Retainer for Breather or MAP Sensor in Air Cleaner	-	41251
V8 - 7.5L (455 CID)	-	1976	Retainer for Breather or MAP Sensor in Air Cleaner	-	41251
PLYMOUTH					
L4 - 1.6L (97 CID)	-	1983	Wing Nut; Horizon	255-120	41202/41073
L4 - 1.7L (105 CID)	-	1983-78	Wing Nut; Horizon	255-120	41202/41073
L4 - 2.0L (122 CID)	Y	1999-95	Clip; Neon	-	41232
L4 - 2.2L (135 CID)	-	1994-86	Hold-down Screw; wo/Turbo	-	41204
L4 - 2.2L (135 CID)	-	1990-81	Clip	-	41231
L4 - 2.2L (135 CID)	-	1983	Wing Nut	255-120	41202/41073
L4 - 2.2L (135 CID)	A	1993-91	Clip	-	41232
L4 - 2.5L (153 CID)	K	1995-91	Clip	-	41232
L4 - 2.5L (153 CID)	K	1995-86	Hold-down Screw	-	41204
V6 - 3.0L (181 CID)	3	1996-91	Clip	-	41232
V6 - 3.3L (201 CID)	J,R	1996-91	Clip	-	41232
V6 - 3.8L (230 CID)	L	1996-94	Clip	-	41232
PONTIAC					
L4 - 1.6L (98 CID)	-	1984-81	Retainer for Breather or MAP Sensor in Air Cleaner; T1000	-	41251
L4 - 1.8L (112 CID)	-	1986-82	Retainer for Breather or MAP Sensor in Air Cleaner	-	41251
L4 - 2.0L (122 CID)	H	1994-92	Wing Nut; Sunbird	-	41108
L4 - 2.0L (122 CID)	K	1990-87	Retainer for Breather or MAP Sensor in Air Cleaner	-	41251
L4 - 2.3L (138 CID)	-	1993-92	Clip; Grand Am	-	41230
L4 - 2.3L (140 CID)	-	1977-76	Retainer for Breather or MAP Sensor in Air Cleaner	-	41251
L4 - 2.5L (151 CID)	U	1991-77	Retainer for Breather or MAP Sensor in Air Cleaner	-	41251
L6 - 4.1L (250 CID)	-	1976	Retainer for Breather or MAP Sensor in Air Cleaner	-	41251
V6 - 2.8L (173 CID)	-	1989-79	Retainer for Breather or MAP Sensor in Air Cleaner	-	41251
V6 - 3.0L (181 CID)	L	1987-85	Clip; Grand Am	-	41230
V6 - 3.1L (189 CID)	-	1994-91	Hold-down Stud; Sunbird	-	41110
V6 - 3.1L (189 CID)	D,T	1995-88	Retainer for Breather or MAP Sensor in Air Cleaner	-	41251
V6 - 3.1L (189 CID)	M	1997	Clip; Grand Prix	-	41230
V6 - 3.4L (207 CID)	S	1995-93	Clip; Firebird	-	41230
V6 - 3.8L (229 CID)	9	1983	Retainer for Breather or MAP Sensor in Air Cleaner	-	41251
V6 - 3.8L (229 CID)	K	1980	Retainer for Breather or MAP Sensor in Air Cleaner	-	41251
V6 - 3.8L (231 CID)	-	1998-92	Clip	-	41230
V6 - 3.8L (231 CID)	-	1987-76	Retainer for Breather or MAP Sensor in Air Cleaner	-	41251
V6 - 3.8L (231 CID)	K	2002-99	Clip; Firebird	-	41230
V6 - 3.8L (231 CID)	L	1994-93	Wing Nut; Bonneville	-	41108
V6 - 4.1L (252 CID)	4	1982	Retainer for Breather or MAP Sensor in Air Cleaner	-	41251
V6 - 4.3L (260 CID)	T	1985-82	Retainer for Breather or MAP Sensor in Air Cleaner; Diesel	-	41251
V6 - 4.3L (262 CID)	Z	1987-85	Retainer for Breather or MAP Sensor in Air Cleaner	-	41251
V8 - 4.3L (260 CID)	F	1976	Retainer for Breather or MAP Sensor in Air Cleaner	-	41251
V8 - 4.3L (265 CID)	S	1981-80	Retainer for Breather or MAP Sensor in Air Cleaner	-	41251
V8 - 4.9L (301 CID)	T	1981-80	Retainer for Breather or MAP Sensor in Air Cleaner; Firebird Turbo	-	41251
V8 - 4.9L (301 CID)	W	1981-78	Retainer for Breather or MAP Sensor in Air Cleaner	-	41251
V8 - 4.9L (301 CID)	Y	1979-77	Retainer for Breather or MAP Sensor in Air Cleaner	-	41251
V8 - 5.0L (305 CID)	-	1987-77	Retainer for Breather or MAP Sensor in Air Cleaner	-	41251
V8 - 5.0L (305 CID)	E	1992	Retainer for Breather or MAP Sensor in Air Cleaner; Firebird	-	41251
V8 - 5.0L (307 CID)	Y	1989-86	Wing Nut	255-118	41200/41072
V8 - 5.0L (307 CID)	Y	1986	Retainer for Breather or MAP Sensor in Air Cleaner	-	41251
V8 - 5.0L (307 CID)	Y	1981	Retainer for Breather or MAP Sensor in Air Cleaner	-	41251
V8 - 5.7L (350 CID)	-	1985-80	Retainer for Breather or MAP Sensor in Air Cleaner; Diesel	-	41251
V8 - 5.7L (350 CID)	-	1980-76	Retainer for Breather or MAP Sensor in Air Cleaner; Gas	-	41251
V8 - 5.7L (350 CID)	G,P	2002-93	Clip; Firebird	-	41230
V8 - 5.7L (350 CID)	N	1985-82	Wing Nut; Diesel	255-118	41200/41072
V8 - 6.6L (400 CID)	-	1979-76	Retainer for Breather or MAP Sensor in Air Cleaner	-	41251
V8 - 6.6L (403 CID)	K	1979-77	Retainer for Breather or MAP Sensor in Air Cleaner	-	41251
V8 - 7.5L (455 CID)	-	1976	Retainer for Breather or MAP Sensor in Air Cleaner	-	41251

Section 4

4













Tech Trays and Value Packs

SECTION 4

Part # 030-136

COTTER PINS TECH TRAY

• 12 SKUs, 390 pieces • Tray measures 13-1/8"W x 2-5/16"H x 9"D

<p>800-110 1/16" x 1"</p>  <p>Reorder Qty. 375 Assort. Qty. 50</p>	<p>800-215 3/32" x 1-1/2"</p>  <p>Reorder Qty. 200 Assort. Qty. 50</p>	<p>800-410 1/8" x 1"</p>  <p>Reorder Qty. 200 Assort. Qty. 50</p>	<p>800-415 1/8" x 1-1/2"</p>  <p>Reorder Qty. 140 Assort. Qty. 20</p>	<p>800-420 1/8" x 2"</p>  <p>Reorder Qty. 120 Assort. Qty. 50</p>	<p>800-520 5/32" x 2"</p>  <p>Reorder Qty. 70 Assort. Qty. 25</p>
<p>800-210 3/32" x 1"</p>  <p>Reorder Qty. 300 Assort. Qty. 20</p>	<p>800-220 3/32" x 2"</p>  <p>Reorder Qty. 180 Assort. Qty. 25</p>	<p>800-412 1/8" x 1-1/4"</p>  <p>Reorder Qty. 155 Assort. Qty. 25</p>	<p>800-417 1/8" x 1-3/4"</p>  <p>Reorder Qty. 130 Assort. Qty. 25</p>	<p>800-515 5/32" x 1-1/2"</p>  <p>Reorder Qty. 100 Assort. Qty. 25</p>	<p>800-620 3/16" x 2"</p>  <p>Reorder Qty. 65 Assort. Qty. 25</p>



Part # 799-420
Cotter Pins
Value Pack

SECTION 4

- 7 SKUs, 106 pieces
- Tray measures 4-1/2" x 5-1/2" x 2-1/2"

Cotter Pins: (20) 1/16" x 1" • (16) 3/32" x 3/4" • (16) 3/32" x 1-1/2" • (16) 7/64" x 1" • (10) 1/8" x 1-1/2" • (20) 1/8" x 2" • (8) 5/32" x 1-1/2"



Part # 799-550
Maintenance Hardware
Value Pack

SECTION 4, 12, 13, 20

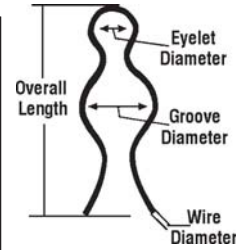
- 7 SKUs, 102 pieces
- Tray measures 4-1/2" x 5-1/2" x 2-1/2"

E-Clips Assortment: 18
Cotter Pins Assortment: 16
Roll Pins Assortment: 12
Speed Nuts Assortment: 10
Retaining Rings Assortment: 18
Hair Pins Assortment: 18
Push Nuts Assortment: 10

Hair Pins

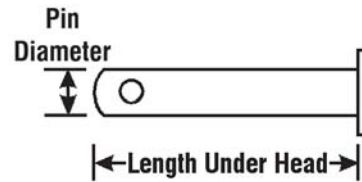
Groove Dia.	Wire Dia.	Inside Eye Dia.	Overall Length	Part # (Qty.)
5/64"	0.028"	1/16"	9/32"	118-102 (100)
3/32"	0.026" (offset head) 0.028"	1/16" 1/16"	3/8" 1/2"	118-101 (100) 118-100 (100)
5/32"	0.035" 0.035"	3/32" 1/2"	15/32" 1/2"	118-104 (100) 118-098 (100)
3/16"	0.047" 0.047"	1/8" 7/64"	1-5/16" 19/32"	118-096 (100) 118-105 (100)
7/32"	0.032"	3/32"	5/8"	118-099 (100)

Groove Dia.	Wire Dia.	Inside Eye Dia.	Overall Length	Part # (Qty.)
1/4"	0.047" 0.062"	1/8" 1/8"	7/8" 11/16"	118-095 (100) 118-106 (100)
5/16"	0.046" (square) 0.062"	3/16" 5/32"	15/16" 3/4"	118-097 (100) 118-107 (100)
3/8"	0.062"	3/16"	1"	118-108 (100)
11/16"	0.177"	3/4"	2-3/4"	118-092 (10)
25/32"	0.102" 0.125"	7/16" 7/16"	2-1/16" 2-1/16"	118-094 (15) 118-093 (10)



Clevis Pins

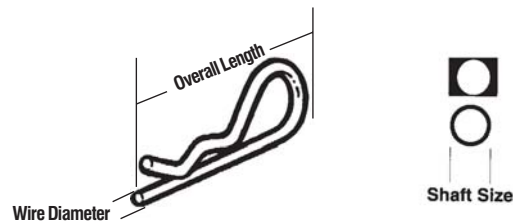
Pin Dia.	Length Under Head	Type	Part # (Qty.)
3/16"	5/8" 3/4" 1"	Standard Standard Standard	120-049 (10) 120-050 (10) 120-051 (10)
1/4"	3/4" 7/8" 1" 2"	Standard Standard Standard Multi-Hole	120-052 (10) 120-038 (10) 120-001 (10) 120-040 (10)
5/16"	15/16" 1" 1-1/4" 1-5/16" 1-9/16" 1-3/4" 2"	Standard Standard Standard Standard Standard Standard Multi-Hole	120-015 (10) 120-002 (10) 120-003 (10) 120-004 (10) 120-005 (10) 120-021 (10) 120-041 (10)
3/8"	1" 1-1/16" 1-1/8" 1-1/4" 1-3/8" 1-1/2" 2" 2"	Standard Standard Standard Standard Standard Standard Multi-Hole Standard	120-006 (10) 120-007 (10) 120-008 (10) 120-009 (10) 120-011 (10) 120-022 (10) 120-042 (10) 120-032 (10)
7/16"	1-1/4" 1-1/2"	Standard Standard	120-012 (10) 120-014 (10)



Pin Dia.	Length Under Head	Type	Part # (Qty.)
7/16"	1-3/4" 2-1/2"	Standard Multi-Hole	120-024 (10) 120-043 (10)
1/2"	1-3/8" 1-1/2" 2" 2-1/2"	Standard Standard Multi-Hole Multi-Hole	120-017 (10) 120-018 (10) 120-044 (10) 120-047 (10)
5/8"	1-3/4" 3"	Standard Multi-Hole	120-048 (10) 120-045 (10)
3/4"	3"	Multi-Hole	120-046 (10)

Hitch Pin Clips

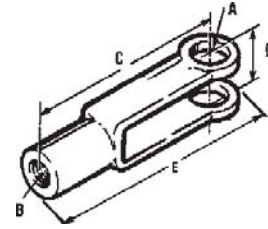
Wire Dia.	Drill Hole Size	Min. Shaft Dia.	Max. Shaft Dia.	Overall Length	Type	Part # (Qty.)
0.028"	1/32"	1/8"	5/32"	5/8"	Round	121-009 (25)
0.035"	1/32"	7/64"	9/64"	7/16"	Round	121-010 (25)
0.042"	3/64" 3/64"	1/16" 3/16"	1/8" 1/4"	7/16" 1"	Round Round	121-012 (25) 121-011 (25)
0.047"	1/16" 1/16"	1/8" 1/4"	3/16" 3/8"	19/32" 1-9/16"	Round Round	121-013 (25) 121-014 (25)
0.054"	1/16" 1/16"	3/16" 1/4"	1/4" 3/8"	3/4" 7/8"	Round Round	121-015 (25) 121-016 (25)
0.062"	5/64" 5/64"	1/4" 3/8"	1/2" 1/2"	1-5/16" 1-9/16"	Round Round	121-001 (25) 121-017 (25)
0.072"	5/64" 5/64"	5/16" 3/8"	3/8" 1/2"	13/32" 1-7/8"	Round Round	121-018 (25) 121-019 (25)
0.080"	3/32" 3/32"	1/4" 3/8"	3/8" 1/2"	1-3/16" 1-9/16"	Round Round	121-020 (25) 121-021 (25)
0.093"	7/64" 7/64" 7/64" 7/64" 7/64"	1/4" 1/4" 1/4" 3/8" 3/8"	1/2" 5/8" 1/2" 1/2" 3/4"	1-1/8" 2-1/4" 1-5/8" 2" 2-1/2"	Round Round Round Round Round	121-024 (25) 121-003 (25) 121-002 (25) 121-023 (25) 121-022 (25)
0.102"	1/8"	5/16"	3/8"	1-1/4"	Round	121-025 (25)
0.125"	9/64"	7/16"	3/4"	2-9/16"	Round	121-027 (15)



Wire Dia.	Drill Hole Size	Min. Shaft Dia.	Max. Shaft Dia.	Overall Length	Type	Part # (Qty.)
0.125"	9/64" 9/64" 9/64" 9/64" 9/64"	1/2" 1/2" 5/8" 3/4" 3/4"	3/4" 3/4" 7/8" 1-1/8" 1-1/8"	1-9/16" 1-15/16" 2-1/2" 3-1/8" 2-7/8"	Round Round Round Round Round	121-028 (15) 121-004 (10) 121-030 (15) 121-026 (15) 121-031 (15)
0.148"	5/32" 5/32" 5/32"	1/2" x 5/8" 5/8" 3/4"	5/8" x 1" 1" 1-1/8"	3" 2-15/16" 3-5/16"	Square Round Round	121-040 (10) 121-005 (10) 121-032 (15)
0.162"	3/16" 3/16" 3/16"	1/2" x 3/4" 1/2" x 1" 7/8"	5/8" x 1" 7/8" x 1" 1-1/16"	3-7/16" 3-7/16" 2-3/16"	Square Square Round	121-042 (10) 121-041 (10) 121-034 (15)
0.177"	3/16" 3/16" 3/16"	5/8" 3/4" 7/8"	1" 1-1/16" 1-1/4"	3-1/4" 3-1/2" 3-3/4"	Round Round Round	121-006 (10) 121-035 (15) 121-007 (10)
0.243"	17/64" 17/64" 21/64"	3/4" 1-1/4" 7/8"	1" 1-1/2" 1"	4" 5-1/4" 3-15/16"	Round Round Round	121-008 (5) 121-037 (5) 121-036 (5)
0.250"	17/64"	7/8"	1-3/8"	4-3/8"	Round	121-038 (5)

Brake Yokes

Pin Dia. "A"	Thread Size "B"	Length to Hole Center "C"	Yoke Width "D"	Overall Length "E"	Part # (Qty.)
3/16"	3/16"-32	1-9/16"	7/16"	1-3/4"	125-001 (10)
1/4"	1/4"-28	2"	5/8"	2-1/4"	125-002 (10)
5/16"	5/16"-24	2-1/4"	3/4"	2-1/2"	125-003 (10)
3/8"	3/8"-24	2-1/2"	7/8"	2-3/4"	125-004 (10)
7/16"	7/16"-20	2-7/8"	1"	3-1/4"	125-005 (10)
1/2"	1/2"-20	3"	1-1/8"	3-1/2"	125-006 (10)
5/8"	5/8"-18	4-15/16"	1-3/8"	5-1/2"	125-007 (5)



4

Brake Yokes

Cotter Pins

Diameter	Length	Metric* Dia.	Metric* Length	Standard Pack (Qty.)	Dealer Pak (Qty.)	Bulk Pak (Qty.)
3/64"	1/2"	M1.2	13mm	135-005 (100)		
	1"	M1.2	25mm	135-010 (100)		
1/16"	1/2"	M1.6	13mm	135-105 (100)		
	3/4"	M1.6	19mm	135-107 (100)	800-107 (377)	
	1"	M1.6	25mm	135-110 (100)	800-110 (375)	
	1-1/4"	M1.6	32mm	135-112 (100)		
	1-1/2"	M1.6	38mm	135-115 (100)	800-115 (317)	
5/64"	45/64"	M2	18mm	440-018 (25)		
	55/64"	M2	22mm	440-022 (25)	882-022 (70)	140-207 (1000)
3/32"	3/4"	M2.4	19mm	135-207 (100)	800-207 (317)	
	1"	M2.4	25mm	135-210 (100)	800-210 (300)	
	1-1/4"	M2.4	32mm	135-212 (100)		
	1-1/2"	M2.4	38mm	135-215 (100)	800-215 (200)	140-215 (1000)
	1-3/4"	M2.4	44mm	135-217 (100)		
	2"	M2.4	51mm	135-220 (100)	800-220 (180)	
7/64"	3/4"	M2.8	19mm	135-307 (100)	800-307 (191)	
	1"	M2.8	25mm	440-025 (25)	882-025 (60)	
	1"	M2.8	25mm	135-310 (100)	800-310 (140)	140-310 (1000)
1/8"	1"	M3.2	25mm	135-410 (100)	800-410 (200)	
	1-1/4"	M3.2	32mm	135-412 (100)	800-412 (155)	
	1-1/2"	M3.2	38mm	135-415 (100)	800-415 (140)	
	1-3/4"	M3.2	44mm	135-417 (100)	800-417 (130)	140-417 (500)
	2"	M3.2	51mm	135-420 (100)	800-420 (120)	140-420 (500)
	2-1/2"	M3.2	64mm	135-425 (100)	800-425 (85)	
	3"	M3.2	76mm	135-430 (100)	800-430 (80)	
5/32"	1"	M4	25mm	135-510 (100)	800-510 (123)	
	1-1/4"	M4	32mm	440-030 (25)	882-030 (18)	
	1-1/2"	M4	38mm	135-515 (100)	800-515 (100)	
	1-3/4"	M4	44mm	135-517 (100)		
	2"	M4	51mm	135-520 (100)	800-520 (70)	140-520 (500)
	2-1/2"	M4	64mm	135-525 (100)	800-525 (62)	
3/16"	1"	M4.8	25mm	135-610 (100)		
	1-1/4"	M4.8	32mm	135-612 (100)		
	1-1/2"	M4.8	38mm	135-615 (100)	800-615 (57)	
	2"	M4.8	51mm	135-620 (100)	800-620 (65)	
	2-1/2"	M4.8	64mm	135-625 (100)	800-625 (40)	
	3"	M4.8	76mm	135-630 (100)		
	4"	M4.8	102mm	135-640 (100)		
13/64"	1-25/32"	M5	45mm	440-045 (25)	882-045 (16)	
1/4"	1-1/2"	M6.4	38mm	135-715 (100)		
	2"	M6.4	51mm	135-720 (100)	800-720 (25)	
	2-1/2"	M6.4	64mm	135-725 (100)		
	3"	M6.4	76mm	135-730 (100)		
	3-1/2"	M6.4	89mm	135-735 (100)		
	4"	M6.4	102mm	135-740 (100)		
19/64"	1-3/16"	M3	30mm	440-028 (25)		
5/16"	2"	M7.9	51mm	135-820 (100)		
	3"	M7.9	76mm	135-830 (50)		
	4"	M7.9	102mm	135-840 (50)		
3/8"	4"	M9.5	102mm	135-940 (50)		



*Metric dimensions are derived by a conversion factor.

Section 5
















Part # 030-400

LICENSE PLATE HARDWARE TECH TRAY

NEW!

SECTION
5

• 15 SKUs, 300 pieces • Tray measures 11"W X 1-3/4"H X 6-3/4"D

<p>910-010 1/4"-20 Hex Nuts</p>  <p>REORDER QTY: 23 ASSORTMENT QTY: 20</p>	<p>345-906 1/4"-20 x 5/8" Slotted Round Head Machine Screws</p>  <p>REORDER QTY: 25 ASSORTMENT QTY: 20</p>	<p>395-051 #8-#10 Grill Nuts with 1/2" Head</p>  <p>REORDER QTY: 25 ASSORTMENT QTY: 20</p>	<p>851-406 #8 x 1/2" Phillips Pan Head Sheet Metal Screws</p>  <p>REORDER QTY: 44 ASSORTMENT QTY: 20</p>	<p>918-010 1/4" Split Lock Washers</p>  <p>REORDER QTY: 74 ASSORTMENT QTY: 20</p>	<p>922-010 1/4" Flat Washers</p>  <p>REORDER QTY: 65 ASSORTMENT QTY: 20</p>
<p>395-012 1/4" x 3/4" License Plate Screws</p>  <p>REORDER QTY: 25 ASSORTMENT QTY: 20</p>	<p>851-303 #14 x 3/4" Hex Slotted Washer Head Sheet Metal Screws</p>  <p>REORDER QTY: 20 ASSORTMENT QTY: 20</p>	<p>395-060 #14 x 3/4" Hex Slotted Washer Head Sheet Metal Screws</p>  <p>REORDER QTY: 25 ASSORTMENT QTY: 20</p>	<p>430-006 M6-1.0 Hex Nuts</p>  <p>REORDER QTY: 25 ASSORTMENT QTY: 20</p>	<p>423-216 M6-1.0 x 16mm Hex Head Cap Screws</p>  <p>REORDER QTY: 25 ASSORTMENT QTY: 20</p>	
<p>851-211 #14 x 3/4" Slotted Pan Head Sheet Metal Screws</p>  <p>REORDER QTY: 23 ASSORTMENT QTY: 20</p>	<p>395-061 #14 x 3/4" Phillips Pan Head Self-Tapping Screws</p>  <p>REORDER QTY: 25 ASSORTMENT QTY: 23</p>	<p>395-062 1/4" x 1-1/4" Phillips Pan Head Type A Sheet Metal Screws</p>  <p>REORDER QTY: 25 ASSORTMENT QTY: 20</p>	<p>395-014 1/4" Square Nylon Nuts</p>  <p>REORDER QTY: 25 ASSORTMENT QTY: 20</p>		

5
Tech Trays and Value Packs



Part # 799-320 USS Grade 5 Standard Hardware Value Pack

- 31 SKUs, 366 pieces
- Tray measures 14-1/4" x 11-1/2" x 2-1/2"

SECTION
5

Hex Head Cap Screws: (20) 1/4"-20 x 3/4" • (12) 1/4"-20 x 1" • (12) 5/16"-18 x 3/4" • (12) 5/16"-18 x 1" • (10) 5/16"-18 x 2" • (6) 3/8"-16 x 1" • (6) 3/8"-16 x 1-1/4" • (10) 3/8"-16 x 1-1/2" • (12) 3/8"-16 x 2" • (8) 3/8"-16 x 2-1/2" • (8) 3/8"-16 x 3" • (6) 7/16"-14 x 1"

Hex Nuts: (20) 1/4"-20 • (12) 5/16"-18 • (16) 3/8"-16 • (10) 7/16"-14 • (6) 1/2"-13 • (4) 9/16" • (4) 5/8"-11

Flat Washers: (20) 1/4" • (20) 5/16" • (20) 3/8" • (16) 7/16" • (8) 1/2" • (6) 9/16"

Split Lock Washers: (16) 1/4" • (20) 5/16" • (12) 3/8" • (20) 7/16" • (6) 9/16" • (8) 5/8"





Part # 799-301 USS Grade 5 Standard Hardware Value Pack

- 14 SKUs, 96 pieces
- Tray measures 8-7/8" x 5-1/2" x 1"


SECTION
5

Hex Head Cap Screws: (6) 1/4"-20 x 3/4" • (6) 1/4"-20 x 1" • (4) 5/16"-18 x 1-1/2" • (4) 3/8"-16 x 1-1/2" • (3) 7/16"-14 x 2"

Hex Nuts: (12) 1/4"-20 • (8) 5/16"-18 • (4) 3/8"-16 • (3) 7/16"-14

Flat Washers: (8) 3/8" • (10) 5/16"

Split Lock Washers: (12) 1/4" • (8) 5/16" • (8) 3/8"



Part # 799-430 Stove Bolts with Nuts Value Pack


SECTION
5

- 13 SKUs, 108 pieces
- Tray measures 4-1/2" x 5-1/2" x 2-1/2"

Bolts: (6) #8-32 x 1/2" • (6) #8-32 x 3/4" • (6) #10-24 x 1" • (6) #10-24 x 1-1/2" • (4) #1/4"-20 x 1" • (4) 1/4"-20 x 1-1/2" • (4) 1/4"-20 x 2"

Hex Nuts: (12) #8-32 • (12) #10-24 • (12) 1/4"-20

Flat Washers: (12) #8 • (12) #10 • (12) 1/4"



Part # 799-335 Washers Value Pack

SECTION
5

- 8 SKUs, 94 pieces
- Tray measures 4-1/2" x 5-1/2" x 2-1/2"

Flat Washers: (16) 1/4" • (10) 5/16" • (8) 3/8" • (4) 7/16"

Split Washers: (20) 1/4" • (16) 5/16" • (12) 3/8" • (8) 1/2"



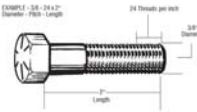
Thread Checker

415-103

- Thread Checker: For easy and convenient nut & bolt thread measurement. Coarse & Fine threads.
- Standard #6 thru 1/2".
- Metric M4 thru M12.
- Individually paired male and female thread checkers strung together on a durable chain.
- Cable flexibility allows usage in hard-to-reach places.
- Color coded: Black for Metric and Silver for Standard.
- Large loop for easy attachment.



Hex Head Cap Screws, Grade 8



5 Hex Head Cap Screws, Grade 8

Thread Size	Length	Head Size	Torque	Series	Standard Pack (Qty.)	Dealer Pak (Qty.)
7/8"-9	4-1/2"	1-15/16"	455-605 lb/ft	UNC/USS (Coarse)	197-845 (5)	
	5"	1-15/16"	455-605 lb/ft	UNC/USS (Coarse)	197-850 (5)	
	5-1/2"	1-15/16"	455-605 lb/ft	UNC/USS (Coarse)	197-855 (5)	
	6"	1-15/16"	455-605 lb/ft	UNC/USS (Coarse)	197-860 (5)	
7/8"-14	2"	1-5/16"	515-670 lb/ft	UNF/SAE (Fine)	199-820 (10)	
	2-1/4"	1-5/16"	515-670 lb/ft	UNF/SAE (Fine)	199-822 (10)	
	2-1/2"	1-5/16"	515-670 lb/ft	UNF/SAE (Fine)	199-825 (10)	
	2-3/4"	1-5/16"	515-670 lb/ft	UNF/SAE (Fine)	199-827 (10)	
	3"	1-5/16"	515-670 lb/ft	UNF/SAE (Fine)	199-830 (10)	
	3-1/2"	1-5/16"	515-670 lb/ft	UNF/SAE (Fine)	199-835 (5)	
	4"	1-5/16"	515-670 lb/ft	UNF/SAE (Fine)	199-840 (5)	
	4-1/2"	1-5/16"	515-670 lb/ft	UNF/SAE (Fine)	199-845 (5)	
	5"	1-5/16"	515-670 lb/ft	UNF/SAE (Fine)	199-850 (5)	
	5-1/2"	1-5/16"	515-670 lb/ft	UNF/SAE (Fine)	199-855 (5)	
	6"	1-5/16"	515-670 lb/ft	UNF/SAE (Fine)	199-860 (5)	
	7"	1-5/16"	515-670 lb/ft	UNF/SAE (Fine)	199-870 (5)	
8"	1-5/16"	515-670 lb/ft	UNF/SAE (Fine)	199-880 (5)		
1"-8	2"	1-1/2"	695-905 lb/ft	UNC/USS (Coarse)	197-920 (10)	
	2-1/2"	1-1/2"	695-905 lb/ft	UNC/USS (Coarse)	197-925 (10)	
	3"	1-1/2"	695-905 lb/ft	UNC/USS (Coarse)	197-930 (10)	

Thread Size	Length	Head Size	Torque	Series	Standard Pack (Qty.)	Dealer Pak (Qty.)
1"-8	3-1/2"	1-1/2"	695-905 lb/ft	UNC/USS (Coarse)	197-935 (5)	
	4"	1-1/2"	695-905 lb/ft	UNC/USS (Coarse)	197-940 (5)	
	4-1/2"	1-1/2"	695-905 lb/ft	UNC/USS (Coarse)	197-945 (5)	
	5"	1-1/2"	695-905 lb/ft	UNC/USS (Coarse)	197-950 (5)	
	5-1/2"	1-1/2"	695-905 lb/ft	UNC/USS (Coarse)	197-955 (5)	
	6"	1-1/2"	695-905 lb/ft	UNC/USS (Coarse)	197-960 (5)	
	6-1/2"	1-1/2"	695-905 lb/ft	UNC/USS (Coarse)	197-965 (5)	
	7"	1-1/2"	695-905 lb/ft	UNC/USS (Coarse)	197-970 (5)	
8"	1-1/2"	695-905 lb/ft	UNC/USS (Coarse)	197-980 (5)		
1"-14	2"	1-1/2"	785-1030 lb/ft	UNF/SAE (Fine)	199-920 (10)	
	2-1/2"	1-1/2"	785-1030 lb/ft	UNF/SAE (Fine)	199-925 (10)	
	3"	1-1/2"	785-1030 lb/ft	UNF/SAE (Fine)	199-930 (10)	
	3-1/2"	1-1/2"	785-1030 lb/ft	UNF/SAE (Fine)	199-935 (5)	
	4"	1-1/2"	785-1030 lb/ft	UNF/SAE (Fine)	199-940 (5)	
	4-1/2"	1-1/2"	785-1030 lb/ft	UNF/SAE (Fine)	199-945 (5)	
	5"	1-1/2"	785-1030 lb/ft	UNF/SAE (Fine)	199-950 (5)	
	5-1/2"	1-1/2"	785-1030 lb/ft	UNF/SAE (Fine)	199-955 (5)	
	6"	1-1/2"	785-1030 lb/ft	UNF/SAE (Fine)	199-960 (5)	
	6-1/2"	1-1/2"	785-1030 lb/ft	UNF/SAE (Fine)	199-965 (5)	
	7"	1-1/2"	785-1030 lb/ft	UNF/SAE (Fine)	199-970 (5)	
	8"	1-1/2"	785-1030 lb/ft	UNF/SAE (Fine)	199-980 (5)	

Socket Set Screws, Grade 8



Thread Size	Length	Hex Key Size	Series	Standard Pack (Qty.)
10-24	3/16"	3/32"	UNC/USS (Coarse)	375-011 (25)
	1/4"	3/32"	UNC/USS (Coarse)	375-012 (25)
	5/16"	3/32"	UNC/USS (Coarse)	375-013 (25)
	3/8"	3/32"	UNC/USS (Coarse)	375-014 (25)
	1/2"	3/32"	UNC/USS (Coarse)	375-016 (25)
10-32	3/16"	3/32"	UNF/SAE (Fine)	380-011 (25)
	1/4"	3/32"	UNF/SAE (Fine)	380-012 (25)
	5/16"	3/32"	UNF/SAE (Fine)	380-013 (25)
	3/8"	3/32"	UNF/SAE (Fine)	380-014 (25)
	1/2"	3/32"	UNF/SAE (Fine)	380-016 (15)
1/4"-20	3/16"	1/8"	UNC/USS (Coarse)	375-021 (25)
	1/4"	1/8"	UNC/USS (Coarse)	375-022 (25)
	5/16"	1/8"	UNC/USS (Coarse)	375-023 (25)
	3/8"	1/8"	UNC/USS (Coarse)	375-024 (25)
	7/16"	1/8"	UNC/USS (Coarse)	375-025 (25)
	1/2"	1/8"	UNC/USS (Coarse)	375-026 (25)
	5/8"	1/8"	UNC/USS (Coarse)	375-027 (25)
	3/4"	1/8"	UNC/USS (Coarse)	375-028 (25)
	1"	1/8"	UNC/USS (Coarse)	375-029 (25)
	1-1/4"	1/8"	UNC/USS (Coarse)	375-030 (25)
1/4"-28	3/16"	1/8"	UNF/SAE (Fine)	380-021 (25)
	1/4"	1/8"	UNF/SAE (Fine)	380-022 (25)
	5/16"	1/8"	UNF/SAE (Fine)	380-023 (25)
	3/8"	1/8"	UNF/SAE (Fine)	380-024 (25)
	7/16"	1/8"	UNF/SAE (Fine)	380-025 (25)
	1/2"	1/8"	UNF/SAE (Fine)	380-026 (25)
	5/8"	1/8"	UNF/SAE (Fine)	380-027 (25)
	3/4"	1/8"	UNF/SAE (Fine)	380-028 (25)
5/16"-18	1/4"	5/32"	UNC/USS (Coarse)	375-032 (25)
	5/16"	5/32"	UNC/USS (Coarse)	375-033 (25)
	3/8"	5/32"	UNC/USS (Coarse)	375-034 (25)
	7/16"	5/32"	UNC/USS (Coarse)	375-035 (25)
	1/2"	5/32"	UNC/USS (Coarse)	375-036 (25)

Thread Size	Length	Hex Key Size	Series	Standard Pack (Qty.)
5/16"-24	1/4"	5/32"	UNF/SAE (Fine)	380-032 (25)
	5/16"	5/32"	UNF/SAE (Fine)	380-033 (25)
	3/8"	5/32"	UNF/SAE (Fine)	380-034 (25)
	7/16"	5/32"	UNF/SAE (Fine)	380-035 (25)
	1/2"	5/32"	UNF/SAE (Fine)	380-036 (25)
3/8"-16	5/16"	3/16"	UNC/USS (Coarse)	375-043 (25)
	3/8"	3/16"	UNC/USS (Coarse)	375-044 (25)
	7/16"	3/16"	UNC/USS (Coarse)	375-045 (25)
	1/2"	3/16"	UNC/USS (Coarse)	375-046 (25)
3/8"-24	5/16"	3/16"	UNF/SAE (Fine)	380-043 (25)
	3/8"	3/16"	UNF/SAE (Fine)	380-044 (25)
	7/16"	3/16"	UNF/SAE (Fine)	380-045 (25)
7/16"-14	3/8"	7/32"	UNC/USS (Coarse)	375-054 (25)
	7/16"	7/32"	UNC/USS (Coarse)	375-055 (15)
	1/2"	7/32"	UNC/USS (Coarse)	375-056 (15)
7/16"-20	3/8"	7/32"	UNF/SAE (Fine)	380-054 (25)
	7/16"	7/32"	UNF/SAE (Fine)	380-055 (25)
	1/2"	7/32"	UNF/SAE (Fine)	380-056 (25)
1/2"-13	3/8"	1/4"	UNC/USS (Coarse)	375-064 (25)
	1/2"	1/4"	UNC/USS (Coarse)	375-066 (25)
	5/8"	1/4"	UNC/USS (Coarse)	375-067 (25)
	3/4"	1/4"	UNC/USS (Coarse)	375-068 (25)
	1"	1/4"	UNC/USS (Coarse)	375-069 (25)
1/2"-20	3/8"	1/4"	UNF/SAE (Fine)	380-064 (25)
	1/2"	1/4"	UNF/SAE (Fine)	380-066 (25)
	5/8"	1/4"	UNF/SAE (Fine)	380-067 (25)
	3/4"	1/4"	UNF/SAE (Fine)	380-068 (25)
	1"	1/4"	UNF/SAE (Fine)	380-069 (25)

Socket Head Cap Screws, Grade 8



Thread Size	Length	Hex Key Size	Series	Standard Pack (Qty.)	Dealer Pak (Qty.)
6-32	1/2"	7/64"	UNC/USS (Coarse)	382-970 (25)	
8-32	1/2"	9/64"	UNC/USS (Coarse)	382-980 (25)	
	3/4"	9/64"	UNC/USS (Coarse)	382-981 (25)	
	1"	9/64"	UNC/USS (Coarse)	382-982 (25)	

Thread Size	Length	Hex Key Size	Series	Standard Pack (Qty.)	Dealer Pak (Qty.)
8-32	1-1/4"	9/64"	UNC/USS (Coarse)	382-983 (10)	
	1-1/2"	9/64"	UNC/USS (Coarse)	382-984 (10)	
10-24	3/8"	5/32"	UNC/USS (Coarse)	382-990 (25)	
	1/2"	5/32"	UNC/USS (Coarse)	382-001 (25)	

Socket Head Cap Screws, Grade 8




Thread Size	Length	Hex Key Size	Series	Standard Pack (Qty.)	Dealer Pak (Qty.)
10-24	3/4"	5/32"	UNC/USS (Coarse)	382-002 (25)	804-212 (19)
	1"	5/32"	UNC/USS (Coarse)	382-003 (25)	
	1-1/4"	5/32"	UNC/USS (Coarse)	382-004 (25)	
	1-1/2"	5/32"	UNC/USS (Coarse)	382-993 (25)	
10-32	3/8"	5/32"	UNF/SAE (Fine)	383-990 (25)	808-210 (21)
	1/2"	5/32"	UNF/SAE (Fine)	383-001 (25)	
	3/4"	5/32"	UNF/SAE (Fine)	383-002 (25)	
	1"	5/32"	UNF/SAE (Fine)	383-003 (25)	
	1-1/4"	5/32"	UNF/SAE (Fine)	383-004 (25)	
1/4"-20	1/2"	3/16"	UNC/USS (Coarse)	382-005 (25)	804-305 (26)
	3/4"	3/16"	UNC/USS (Coarse)	382-007 (25)	804-307 (23)
	1"	3/16"	UNC/USS (Coarse)	382-010 (25)	804-310 (18)
	1-1/4"	3/16"	UNC/USS (Coarse)	382-012 (25)	804-315 (15)
	1-1/2"	3/16"	UNC/USS (Coarse)	382-015 (25)	
	1-3/4"	3/16"	UNC/USS (Coarse)	382-017 (25)	
2"	3/16"	UNC/USS (Coarse)	382-020 (25)		
1/4"-28	1/2"	3/16"	UNF/SAE (Fine)	383-005 (25)	
	3/4"	3/16"	UNF/SAE (Fine)	383-007 (25)	
	1"	3/16"	UNF/SAE (Fine)	383-010 (25)	
	1-1/4"	3/16"	UNF/SAE (Fine)	383-012 (25)	
	1-1/2"	3/16"	UNF/SAE (Fine)	383-015 (25)	
	2"	3/16"	UNF/SAE (Fine)	383-020 (25)	
5/16"-18	1/2"	1/4"	UNC/USS (Coarse)	382-105 (25)	804-407 (18)
	3/4"	1/4"	UNC/USS (Coarse)	382-107 (25)	804-410 (16)
	1"	1/4"	UNC/USS (Coarse)	382-110 (25)	804-415 (13)
	1-1/4"	1/4"	UNC/USS (Coarse)	382-112 (25)	
	1-1/2"	1/4"	UNC/USS (Coarse)	382-115 (25)	
	1-3/4"	1/4"	UNC/USS (Coarse)	382-117 (25)	
	2"	1/4"	UNC/USS (Coarse)	382-120 (25)	
	2-1/2"	1/4"	UNC/USS (Coarse)	382-125 (25)	

Thread Size	Length	Hex Key Size	Series	Standard Pack (Qty.)	Dealer Pak (Qty.)
5/16"-18	3"	1/4"	UNC/USS (Coarse)	382-130 (25)	
5/16"-24	3/4"	1/4"	UNF/SAE (Fine)	383-107 (25)	
	1"	1/4"	UNF/SAE (Fine)	383-110 (25)	
	1-1/4"	1/4"	UNF/SAE (Fine)	383-112 (25)	
	1-1/2"	1/4"	UNF/SAE (Fine)	383-115 (25)	
3/8"-16	3/4"	5/16"	UNC/USS (Coarse)	382-207 (25)	804-507 (12)
	1"	5/16"	UNC/USS (Coarse)	382-210 (25)	804-510 (11)
	1-1/4"	5/16"	UNC/USS (Coarse)	382-212 (25)	804-512 (10)
	1-1/2"	5/16"	UNC/USS (Coarse)	382-215 (25)	804-515 (9)
	1-3/4"	5/16"	UNC/USS (Coarse)	382-217 (25)	804-520 (8)
	2"	5/16"	UNC/USS (Coarse)	382-220 (25)	
3/8"-24	3/4"	5/16"	UNF/SAE (Fine)	383-207 (25)	
	1"	5/16"	UNF/SAE (Fine)	383-210 (25)	
	1-1/4"	5/16"	UNF/SAE (Fine)	383-212 (25)	
	1-1/2"	5/16"	UNF/SAE (Fine)	383-215 (25)	
	1-3/4"	5/16"	UNF/SAE (Fine)	383-217 (25)	
	2"	5/16"	UNF/SAE (Fine)	383-220 (25)	
7/16"-14	1"	3/8"	UNC/USS (Coarse)	382-310 (25)	
	1-1/4"	3/8"	UNC/USS (Coarse)	382-312 (25)	
	1-1/2"	3/8"	UNC/USS (Coarse)	382-315 (25)	
	1-3/4"	3/8"	UNC/USS (Coarse)	382-317 (25)	
	2"	3/8"	UNC/USS (Coarse)	382-320 (25)	
1/2"-13	1"	3/8"	UNC/USS (Coarse)	382-410 (25)	
	1-1/4"	3/8"	UNC/USS (Coarse)	382-412 (25)	
	1-1/2"	3/8"	UNC/USS (Coarse)	382-415 (25)	
	2"	3/8"	UNC/USS (Coarse)	382-420 (25)	

5
Round Head Stove Bolts w/Nuts

Elevator Bolts



Thread Size	Length	Part # (Qty.)
1/4"-20	1"	401-010 (50)
1/4"-20	1-1/4"	401-012 (50)
1/4"-20	1-1/2"	401-015 (50)
1/4"-20	2"	401-020 (50)

NEW! Plow Bolts - Grade 5



NEW!

Thread Size	Length	Type	Series	Part # (Qty.)
3/8"-16	1-1/4"	#3 Regulator Head	UNC/USS (Coarse)	402-212 (25)
3/8"-16	1-1/2"	#3 Regulator Head	UNC/USS (Coarse)	402-215 (25)
7/16"-14	1-1/2"	#3 Regulator Head	UNC/USS (Coarse)	402-315 (15)
7/16"-14	2"	#3 Regulator Head	UNC/USS (Coarse)	402-320 (15)
1/2"-13	2"	#3 Regulator Head	UNC/USS (Coarse)	402-420 (15)
1/2"-13	2-1/2"	#3 Regulator Head	UNC/USS (Coarse)	402-425 (15)
1/2"-13	3"	#3 Regulator Head	UNC/USS (Coarse)	402-430 (15)
5/8"-11	2"	#3 Regulator Head	UNC/USS (Coarse)	402-520 (10)
5/8"-11	2-1/2"	#3 Regulator Head	UNC/USS (Coarse)	402-525 (10)

Round Head Stove Bolts w/Nuts



Thread Size	Length	Standard Pack (Qty.)	Dealer Pak (Qty.)
8-32	1/2"	340-505 (100)	
	3/4"	340-507 (100)	
	1"	340-510 (100)	
	1-1/4"	340-512 (100)	
	1-1/2"	340-515 (100)	
3/16"-24	1/2"	340-605 (100)	850-605 (48)
	3/4"	340-607 (100)	850-607 (44)
	1"	340-610 (100)	850-610 (39)
	1-1/4"	340-612 (100)	850-612 (35)
	1-1/2"	340-615 (100)	850-615 (32)
	1-3/4"	340-617 (100)	850-617 (30)
	2"	340-620 (100)	850-620 (27)
	2-1/2"	340-625 (100)	850-625 (24)
	3"	340-630 (100)	
	3-1/2"	340-635 (50)	
4"	340-640 (50)		
1/4"-20	1/2"	340-705 (100)	850-705 (27)
	3/4"	340-707 (100)	850-707 (26)
	1"	340-710 (100)	850-710 (24)
	1-1/4"	340-712 (100)	850-712 (22)
	1-1/2"	340-715 (100)	850-715 (21)
	1-3/4"	340-717 (25)	850-717 (19)
	2"	340-720 (100)	850-720 (18)

Thread Size	Length	Standard Pack (Qty.)	Dealer Pak (Qty.)
1/4"-20	2-1/2"	340-725 (100)	850-725 (14)
	3"	340-730 (100)	850-730 (10)
	3-1/2"	340-735 (25)	
	4"	340-740 (25)	
5/16"-18	1/2"	340-805 (50)	
	3/4"	340-807 (50)	
	1"	340-810 (50)	
	1-1/4"	340-812 (50)	
	1-1/2"	340-815 (50)	
	1-3/4"	340-817 (50)	
	2"	340-820 (50)	
	2-1/2"	340-825 (50)	
	3"	340-830 (50)	
	3-1/2"	340-835 (50)	
4"	340-840 (50)		
3/8"-16	3/4"	340-907 (50)	
	1"	340-910 (50)	
	1-1/4"	340-912 (50)	
	1-1/2"	340-915 (50)	
	2"	340-920 (50)	
	2-1/2"	340-925 (50)	
	3"	340-930 (50)	
	4"	340-940 (50)	

Machine Screws - Round Head Slotted

Machine Screws - Round Head Slotted

5

Thread Size	Length	Standard Pack (Qty.)	Dealer Pak (Qty.)
4-40	1/4"	345-102 (100)	
	3/8"	345-103 (100)	
	1/2"	345-105 (100)	
	5/8"	345-106 (100)	
6-32	1/4"	345-202 (100)	853-205 (120)
	3/8"	345-203 (100)	
	1/2"	345-205 (100)	
	5/8"	345-206 (100)	
	3/4"	345-207 (100)	
	1"	345-210 (100)	853-210 (100)
	1-1/4"	345-212 (100)	853-215 (60)
	1-1/2"	345-215 (100)	
	1-3/4"	345-217 (100)	
	2"	345-220 (100)	
	2-1/2"	345-225 (100)	
	3"	345-230 (100)	
	4"	345-240 (100)	
	8-32	1/4"	345-302 (100)
3/8"		345-303 (100)	
1/2"		345-305 (100)	
5/8"		345-306 (25)	853-307 (85)
3/4"		345-307 (100)	
7/8"		345-308 (100)	853-310 (75)
1"		345-310 (100)	
1-1/4"		345-312 (100)	
1-1/2"		345-315 (100)	853-315 (55)
1-3/4"		345-317 (100)	
2"		345-320 (100)	
2-1/2"		345-325 (100)	
3"		345-330 (100)	
10-24		1/4"	345-502 (100)
	3/8"	345-503 (100)	
	1/2"	345-505 (100)	
	5/8"	345-506 (100)	
	3/4"	345-507 (100)	853-507 (70)
	1"	345-510 (100)	
	1-1/4"	345-512 (100)	853-515 (50)
	1-1/2"	345-515 (100)	
	1-3/4"	345-517 (100)	
	2"	345-520 (100)	
	2-1/2"	345-525 (50)	
	3"	345-530 (50)	
	3-1/2"	345-535 (50)	
	4"	345-540 (50)	
5"	345-550 (50)		
6"	345-560 (50)		
10-32	1/4"	345-402 (100)	853-405 (85)
	3/8"	345-403 (100)	
	1/2"	345-405 (100)	
	5/8"	345-406 (100)	
	3/4"	345-407 (100)	853-407 (70)
	1"	345-410 (100)	
	1-1/4"	345-412 (100)	853-415 (55)
	1-1/2"	345-415 (100)	
	1-3/4"	345-417 (100)	

Thread Size	Length	Standard Pack (Qty.)	Dealer Pak (Qty.)
10-32	2"	345-420 (100)	
	3"	345-430 (25)	
12-24	1/2"	345-605 (100)	
	5/8"	345-606 (100)	
	3/4"	345-607 (100)	
	1"	345-610 (100)	
	1-1/2"	345-615 (100)	
	2"	345-620 (25)	
	2-1/2"	345-625 (25)	
	3"	345-630 (25)	
1/4"-20	3/8"	345-903 (25)	
	1/2"	345-905 (100)	
	5/8"	345-906 (25)	
	3/4"	345-907 (100)	
	1"	345-910 (100)	
	1-1/4"	345-912 (25)	
	1-1/2"	345-915 (25)	
	1-3/4"	345-917 (25)	
	2"	345-920 (25)	
	2-1/2"	345-925 (25)	
	3"	345-930 (25)	
	3-1/2"	345-935 (25)	
	4"	345-940 (25)	
	4-1/2"	345-945 (25)	
5"	345-950 (25)		
5-1/2"	345-955 (25)		
6"	345-960 (25)		
5/16"-18	1/2"	346-805 (25)	
	1/2"	345-805 (100)	
	3/4"	346-807 (25)	
	3/4"	345-807 (100)	
	1"	346-810 (25)	
	1"	345-810 (100)	
	1-1/4"	346-812 (25)	
	1-1/2"	346-815 (25)	
	1-1/2"	345-815 (100)	
	2"	346-820 (25)	
	2-1/2"	346-825 (25)	
	3"	346-830 (50)	
	3-1/2"	346-835 (50)	
	4"	346-840 (50)	
5"	346-850 (50)		
6"	346-860 (50)		
3/8"-16	3/4"	346-907 (50)	
	1"	346-910 (50)	
	1-1/4"	346-912 (50)	
	1-1/2"	346-915 (50)	
	2"	346-920 (50)	
	2-1/2"	346-925 (50)	
	3"	346-930 (50)	
	3-1/2"	346-935 (50)	
	4"	346-940 (50)	
	5"	346-950 (50)	
6"	346-960 (50)		

Sheet Metal Screws - Slotted Pan Head

Thread Size	Length	Standard Pack (Qty.)	Dealer Pak (Qty.)
#4	1/4"	355-041 (100)	
	3/8"	355-042 (100)	
	1/2"	355-043 (100)	
	5/8"	355-251 (100)	
	3/4"	355-252 (100)	
#6	1/4"	355-061 (100)	851-062 (85)
	3/8"	355-063 (100)	
	1/2"	355-062 (100)	
	5/8"	355-064 (100)	
	7/8"	355-068 (100)	
	7/8"	355-189 (100)	851-083 (48)
	1"	355-083 (100)	
	1-1/4"	355-254 (100)	
1-1/2"	355-255 (100)		

Thread Size	Length	Standard Pack (Qty.)	Dealer Pak (Qty.)
#7	1/2"	355-261 (100)	
	5/8"	355-262 (100)	
	3/4"	355-263 (100)	
	1"	355-265 (100)	
	1-1/2"	355-267 (100)	
#8	1/4"	355-268 (100)	851-046 (65)
	3/8"	355-081 (100)	
	1/2"	355-046 (100)	
	5/8"	355-092 (100)	
	3/4"	355-047 (100)	
	7/8"	355-082 (100)	
	1"	355-069 (100)	
	1-1/4"	355-269 (100)	
1-1/2"	355-270 (100)		

(continued on next page)

Sheet Metal Screws - Slotted Pan Head

Thread Size	Length	Standard Pack (Qty.)	Dealer Pak (Qty.)
#8	1-3/4"	355-271 (100)	
	2"	355-272 (100)	
#10	3/8"	355-102 (100)	851-103 (35)
	1/2"	355-103 (100)	
	5/8"	355-104 (100)	
	3/4"	355-065 (100)	
	7/8"	355-106 (100)	
	1"	355-107 (100)	851-107 (27)
	1-1/4"	355-108 (100)	851-108 (26)
	1-1/2"	355-109 (100)	851-109 (23)
	1-3/4"	355-066 (100)	851-066 (22)
	2"	355-234 (100)	
#12	2-1/2"	355-235 (100)	
	3"	355-236 (100)	
	1/2"	355-192 (100)	851-192 (46)
	5/8"	355-121 (100)	
#12	3/4"	355-191 (100)	851-191 (41)
	7/8"	355-190 (100)	

Thread Size	Length	Standard Pack (Qty.)	Dealer Pak (Qty.)
#12	1"	355-124 (100)	851-124 (39)
	1-1/4"	355-125 (100)	
	1-1/2"	355-246 (100)	851-246 (26)
	1-3/4"	355-237 (100)	
	2"	355-238 (100)	
	2-1/2"	355-239 (100)	
#14	3"	355-240 (100)	
	1/2"	355-210 (100)	851-210 (28)
	5/8"	355-245 (100)	
	3/4"	355-211 (100)	851-211 (23)
	7/8"	355-273 (100)	
	1"	355-212 (100)	851-212 (22)
	1-1/4"	355-213 (100)	
	1-1/2"	355-247 (100)	
	1-3/4"	355-241 (100)	
	2"	355-242 (100)	851-242 (20)
2-1/2"	355-243 (100)		
3"	355-244 (100)		

Sheet Metal Screws - Slotted Oval Head

Thread Size	Length	Standard Pack (Qty.)	Dealer Pak (Qty.)
#6	5/16"	355-060 (100)	
	5/8"	355-044 (100)	
	3/4"	355-045 (100)	
	1"	355-036 (100)	
	1-1/4"	355-032 (100)	
#8	5/8"	355-048 (100)	851-048 (91)
	3/4"	355-049 (100)	
	7/8"	355-050 (100)	
	1"	355-037 (100)	
	1-1/4"	355-084 (100)	

Thread Size	Length	Standard Pack (Qty.)	Dealer Pak (Qty.)
#10	3/4"	355-091 (100)	
	1"	355-051 (100)	
	1-1/4"	355-034 (100)	
#12	1/2"	355-195 (100)	
	3/4"	355-194 (100)	
	1"	355-248 (100)	
#14	7/8"	355-012 (100)	
	1-1/4"	355-052 (100)	

Sheet Metal Screws - Slotted Flat Head

Thread Size	Length	Standard Pack (Qty.)	Dealer Pak (Qty.)
#6	1/2"	355-089 (100)	851-067 (192)
	3/4"	355-067 (100)	
	3/4"	355-274 (100)	
	1"	355-275 (100)	
#8	1/2"	355-214 (100)	
	3/4"	355-215 (100)	
	1"	355-217 (100)	
	1-1/4"	355-276 (100)	
	1-1/2"	355-277 (100)	
	1"	355-219 (100)	
#10	3/4"	355-219 (100)	
	1"	355-221 (100)	

Thread Size	Length	Standard Pack (Qty.)	Dealer Pak (Qty.)
#10	1-1/4"	355-222 (100)	
	2"	355-278 (100)	
#12	1/2"	355-224 (100)	
	3/4"	355-225 (100)	
	1"	355-226 (100)	
	1-1/4"	355-227 (100)	
	1-1/2"	355-228 (100)	
	2"	355-279 (100)	
#14	1/2"	355-229 (100)	
	3/4"	355-230 (100)	

Sheet Metal Screws - Phillips Pan Head

Thread Size	Length	Standard Pack (Qty.)	Dealer Pak (Qty.)
#6	1/4"	360-061 (25)	851-408 (46)
	3/8"	360-063 (100)	
	1/2"	360-062 (100)	
	5/8"	360-064 (100)	
	3/4"	360-067 (100)	
	1"	360-207 (100)	
#8	3/8"	360-081 (100)	851-406 (44)
	1/2"	360-046 (100)	
	5/8"	360-092 (100)	
	3/4"	360-047 (100)	
	7/8"	360-082 (100)	851-407 (42)
	1"	360-008 (100)	851-402 (40)

Thread Size	Length	Standard Pack (Qty.)	Dealer Pak (Qty.)
#8	1-1/4"	360-010 (100)	
	1-1/2"	360-012 (100)	
#10	3/8"	360-102 (100)	
	1/2"	360-103 (100)	851-410 (43)
	5/8"	360-104 (100)	851-427 (43)
	3/4"	360-105 (100)	851-411 (40)
	7/8"	360-106 (100)	
	1"	360-107 (100)	851-412 (34)
	1-1/4"	360-215 (100)	
	1-1/2"	360-208 (100)	851-428 (34)
	1-3/4"	360-216 (100)	
	2"	360-209 (100)	

(continued on next page)

Sheet Metal Screws - Phillips Pan Head

Thread Size	Length	Standard Pack (Qty.)	Dealer Pak (Qty.)
#12	1/2"	360-192 (100)	851-430 (36)
	5/8"	360-121 (100)	851-413 (28)
	3/4"	360-191 (100)	851-415 (24)
	7/8"	360-190 (100)	851-414 (26)
	1"	360-210 (100)	851-431 (26)
	1-1/4"	360-217 (100)	
	1-1/2"	360-218 (100)	

Thread Size	Length	Standard Pack (Qty.)	Dealer Pak (Qty.)
#12	2"	360-219 (100)	
#14	1/2"	360-221 (100)	
	3/4"	360-222 (100)	851-433 (23)
	1"	360-211 (100)	851-434 (22)
	1-1/4"	360-223 (100)	
	1-1/2"	360-212 (100)	851-435 (21)
	2"	360-224 (100)	

5

Sheet Metal Screws - Phillips Oval Head

Thread Size	Length	Standard Pack (Qty.)	Dealer Pak (Qty.)
#4	1/2"	360-225 (100)	
	3/4"	360-226 (100)	
#6	3/8"	360-227 (100)	
	1/2"	360-194 (100)	
	5/8"	360-228 (100)	
	3/4"	360-002 (100)	
	1"	360-003 (100)	851-400 (44)
#8	3/8"	360-229 (100)	
	1/2"	360-205 (100)	
	3/4"	360-007 (100)	851-401 (42)
	1"	360-009 (100)	851-403 (40)
	1-1/4"	360-011 (100)	

Thread Size	Length	Standard Pack (Qty.)	Dealer Pak (Qty.)
#8	1-1/2"	360-013 (100)	851-420 (38)
#10	1/2"	360-230 (100)	
	5/8"	360-231 (100)	
	3/4"	360-206 (100)	851-422 (38)
	1"	360-018 (100)	851-404 (34)
	1-1/4"	360-019 (100)	
#12	1-1/2"	360-232 (100)	
	3/4"	360-233 (100)	
	1"	360-234 (100)	
#12	1-1/4"	360-235 (100)	
	1-1/2"	360-236 (100)	

Sheet Metal Screws - Phillips Flat Head

Thread Size	Length	Standard Pack (Qty.)	Dealer Pak (Qty.)
#6	1/2"	360-201 (100)	
	3/4"	360-200 (100)	
	1"	360-202 (100)	
#8	1/2"	360-237 (100)	

Thread Size	Length	Standard Pack (Qty.)	Dealer Pak (Qty.)
#8	3/4"	360-238 (100)	
	1"	360-203 (100)	
#10	3/4"	360-239 (100)	851-405 (40)
	1"	360-204 (100)	

Sheet Metal Screws - Hex Head

Thread Size	Length	Standard Pack (Qty.)	Dealer Pak (Qty.)
#6	1/2"	365-165 (100)	
#8	3/8"	365-188 (100)	
	1/2"	365-190 (100)	851-313 (42)
	5/8"	365-189 (100)	
	3/4"	365-191 (100)	851-309 (39)
	1"	365-221 (100)	851-315 (34)
#10	1-1/2"	365-224 (100)	
	3/8"	365-220 (100)	
	1/2"	365-196 (100)	851-300 (37)
	5/8"	365-185 (100)	
	3/4"	365-197 (100)	851-301 (33)
	1"	365-222 (100)	851-312 (27)
#12	1-1/2"	365-223 (100)	
	2"	365-187 (100)	
	1/2"	365-192 (100)	851-317 (25)
	5/8"	365-195 (100)	
	3/4"	365-193 (100)	851-308 (22)
	7/8"	365-208 (100)	
	1"	365-194 (100)	851-310 (19)
1-1/2"	365-209 (50)		

Thread Size	Length	Standard Pack (Qty.)	Dealer Pak (Qty.)
#12	2"	365-184 (50)	
	2-1/2"	365-212 (50)	
#14	1/2"	365-198 (100)	851-302 (27)
	5/8"	365-183 (100)	
	3/4"	365-199 (100)	851-303 (20)
	1"	365-200 (100)	851-304 (17)
	1-1/4"	365-201 (100)	851-305 (13)
	1-1/2"	365-214 (50)	851-321 (13)
	1-3/4"	365-182 (50)	
	2"	365-215 (50)	
5/16"	3"	365-217 (50)	
	1/2"	365-218 (100)	
	3/4"	365-207 (100)	851-311 (17)
	1"	365-202 (100)	851-306 (15)
	1-1/4"	365-203 (100)	851-316 (13)
3/8"	1-1/2"	365-219 (50)	851-314 (11)
	1"	365-204 (25)	
	1-1/4"	365-205 (25)	
3/8"	1-1/2"	365-206 (25)	

Trailer Floor Screws

Thread Size	Length	Drive Type	Standard Pack (Qty.)
1/4"-20	1-1/2"	Phillips	370-115 (50)
1/4"-20	2"	Star Drive	370-420 (25)
1/4"-20	2-1/2"	Slotted	370-025 (50)
1/4"-20	2-1/2"	Star Drive	370-225 (50)

Thread Size	Length	Drive Type	Standard Pack (Qty.)
1/4"-20	2-1/2"	Star Drive	370-425 (25)
1/4"-20	3"	Star Drive	370-430 (25)
1/4"-20	3"	Star Drive	370-300 (50)

Sheet Metal Screws - Phillips Pan Head

License Plate Fasteners



Type	Thread Size	Description	Washers	Nuts	Standard Pack (Qty.)	Dealer Pak (Qty.)
1	#12 x 3/4"	Slotted Pan Head Screw - Bright Zinc	Snap Cover - Gold	Nylon Square Push-In	395-071 (20)	
1	#12 x 3/4"	Slotted Pan Head Screw - Bright Zinc	Snap Cover - Black	Nylon Square Push-In	395-070 (20)	
1	#12 x 3/4"	Slotted Pan Head Screw - Bright Zinc	Snap Cover - Silver	Nylon Square Push-In	395-072 (20)	
1	#12 x 3/4"	Slotted Pan Head Screw - Bright Zinc	Snap Cover - White	Nylon Square Push-In	395-073 (20)	
2	M6, #14, 1/4"	Square Push Nut - Nylon	not incl.		395-014 (25)	
3	1/4" (#14)	Hi-Round Push-In Nut - Nylon	not incl.		395-048 (25)	
4	1/4" (#14)	Round Push-In Nut - Nylon	not incl.		395-049 (25)	
6	#8	Square Push-In Nut - Nylon	not incl.		395-051 (25)	
7	1/4"-14 (M6-1.81) x 3/4"	Phillips Hex Wshr. Hd. Screw - Bright Zinc	not incl.	Nylon Square Push-In	395-031 (25)	
7	1/4"-14 (M6-1.81) x 3/4"	Phillips Hex Wshr. Hd. Screw - Black Oxide	not incl.	Nylon Square Push-In	395-033 (25)	
7	1/4"-14 (M6-1.81) x 3/4"	Phillips Hex Wshr. Hd. Screw - Yellow Zinc	not incl.	Nylon Square Push-In	395-032 (25)	
8	#14 x 3/4"	Black Oxide Hex Washer Head Screw, Slotted	not incl.	Nylon Square Push-In	395-060 (25)	
8	#14 x 3/4"	Slotted Hex Washer Head. Screw - Yellow Zinc	not incl.	Nylon Square Push-In	395-034 (25)	

License Plate Fasteners

5
License Plate Fasteners

Type	Thread Size	Description	Washers	Nuts	Standard Pack (Qty.)	Dealer Pak (Qty.)
8	#14 x 3/4"	Slotted Hex Wshr. Hd. Screw - Bright Zinc	not incl.	Nylon Square Push-In	395-036 (25)	
8	#14 x 3/4"	Slotted Hex Wshr. Hd. Screw - Black Oxide	not incl.	Nylon Square Push-In	395-035 (25)	
9	#6 x 3/8	Phillips Pan Head Screw	not incl.	Nylon Square Push-in	395-050 (25)	
9	#6 x 3/8"	Phillips Pan Head Screw - Bright Zinc	not incl.	Nylon Square Push-in	395-028 (25)	
9	#8 x 1/2"	Phillips Pan Head Screw - Bright Zinc	not incl.	Nylon Square Push-In	395-026 (25)	
9	1/4" x 1"	Phillips Pan Head Screw - Stainless	not incl.	Nylon Square Push-In	395-039 (25)	
9	1/4" x 1-3/16"	Black Oxide Pan Head Screw, Phillips	not incl.	Nylon Square Push-in	395-062 (25)	
9	1/4" x 1-3/16"	Phillips Pan Head Screw - Black Oxide	not incl.	Nylon Square Push-In	395-041 (25)	
9	1/4" x 3/4"	Phillips Pan Head Screw - Bright Zinc	not incl.	Nylon Square Push-In	395-040 (25)	
10	#14 x 5/8"	Slotted Hex Wshr. Hd. Pilot Point - Black Oxide	not incl.	Nylon Square Push-In	395-030 (25)	
11	1/4" (#14) x 3/4"	Slotted Pan Head Screw - Bright Zinc	not incl.	Nylon Square Push-In	395-038 (25)	
12	1/4" (#14) x 1"	Phillips Pan Head Screw - Black Oxide	not incl.	Nylon Hi-Round Push-In	395-042 (25)	
13	1/4" (#14) x 3/4"	Slot. Hex Washer. Head. Screw - Bright Zinc	not incl.	Nylon Round Push-In	395-046 (25)	
14	1/4" (#14) x 3/4"	Security Hd. (1-way) Screw - Bright Zinc	not incl.	Nylon Square Push-In	395-037 (25)	
15	1/4" (#14) x 3/4"	Slot. Rnd. Wshr. Hd. Self-Tap Screw - Bright Zinc	not incl.	Nylon Square Push-In	395-010 (25)	848-010 (20)
16	M6-1.0 x 16mm	Slotted Round Wshr. Hd. Bolt - Bright Zinc	not incl.	Nylon Square Push-in	395-017 (15)	848-017 (11)
17	1/4"-20 x 5/8"	Slot. Pan Wshr. Hd. Mach. Screw - White Nylon	not incl.	Nylon Hex Washer Head	395-043 (25)	
17	1/4"-20 x 5/8"	Slot. Pan Hd. Wshr. Hd. Screw - Black Nylon	not incl.	Nylon Flange	395-011 (25)	848-011 (13)
18	M6-1.0 x 20mm	Slot. Pan Hd. Nylon Screw	not incl.	Nylon Hex	395-015 (15)	848-015 (12)
18	M8-1.25 x 20mm	Slot. Pan Hd. Nylon Screw	not incl.	Nylon Hex	395-016 (15)	848-016 (8)
19	M6-1.0 x 16mm	Hex Head Cap Screw - Bright Zinc	Flat & Split Lock	Steel Hex	395-025 (25)	848-014 (33)
20	1/4"-20 x 1/2"	Slot. Rnd. Hd. Mach. Screw - Bright Zinc	Flat & Split Lock	Steel Wing	395-003 (100)	
21	1/4"-20 x 3/4"	Slot. Round Head Mach. Screw - Bright Zinc	Flat	Steel Square	395-047 (25)	
22	1/4"-20 x 1/2"	Slot. Rnd. Hd. Mach. Screw - Bright Zinc	Flat & Split Lock	Steel Square	395-045 (25)	
23	1/4"-20 x 1/2"	Slot. Rnd. Hd. Mach. Screw - Bright Zinc	Flat & Split Lock	Steel Hex	395-001 (100)	848-001 (31)
23	1/4"-20 x 5/8"	Slot. Rnd. Hd. Mach. Screw - Bright Zinc	Flat & Split Lock	Steel Hex	395-044 (25)	
24	1/4"-20 x 1/2"	Slot. Rnd. Wshr. Hd. Mach. Screw - Bright Zinc	not incl.	Steel Hex	395-002 (100)	
24	1/4"-20 x 5/8"	Slot. Rnd. Wshr. Hd. Mach. Screw - Bright Zinc	not incl.	Steel Hex	395-006 (100)	848-006 (33)
25	1/4"-20 x 5/8"	Slot. Truss Hd. Mach. Screw - Stainless	Flat & Split Lock	Stainless Hex	395-027 (25)	
25	1/4"-20 x 5/8"	Slot. Truss Hd. Mach. Screw - Bright Zinc	Flat & Split Lock	Steel Hex	395-005 (100)	848-005 (34)
26	M6-1.0 x 10mm	Phillips Pan Hd. Mach. Screw - Bright Zinc	not incl.	not incl.	395-022 (25)	
26	M6-1.0 x 20mm	Phillips Pan Hd. Mach. Screw - Bright Zinc	not incl.	not incl.	395-023 (25)	
26	M6-1.0 x 30mm	Phillips Pan Hd. Mach. Screw - Bright Zinc	not incl.	not incl.	395-024 (25)	
27	1/4"-20 x 5/8"	Slotted Truss Head Machine Screw - Bright Zinc	not incl.	not incl.	395-052 (25)	
27	1/4"-20 x 5/8"	Slotted Truss Head Machine Screw - Stainless	not incl.	not incl.	395-053 (25)	
28	M6-1.0 x 16mm	Slot. Rnd. Wshr. Hd. Mach. Screw - Bright Zinc	not incl.	not incl.	395-020 (25)	
29	1/4" (#14) x 3/4"	Slot. Rnd. Wshr. Hd. Self-Tap Screw - Bright Zinc	not incl.	not incl.	395-012 (25)	848-012 (33)
30	#10 x 3/4"	Slot. Rnd. Wshr. Hd. Self-Tap Screw - Bright Zinc	not incl.	not incl.	395-029 (25)	

License Plate Fastener Applications

Make/Model	Part #	Make/Model	Part #
ACURA		CADILLAC (continued)	
Integra	395-034	Cimarron	395-010
Legend	395-031	Deville	395-041
NSX	395-031	Eldorado	395-041
Vigor	395-034	Fleetwood	395-041
AUDI		Seville	395-041
All	395-029	CHEVROLET	
BMW		Beretta, Corsica	395-041
All	395-029	Camaro	395-034
BUICK		Caprice	395-010
Apollo	395-010	Cavalier	395-010
Century	395-010	Celebrity	395-010
Electra	395-041	Chevelle	395-036
Estate Wagon	395-010	Chevette	395-026
Lesabre	395-041	Citation	395-010
Park Avenue	395-041	Corvette	395-039
Regal	395-010	El Camino	395-036
Riviera	395-010	Impala	395-010
Roadmaster	395-041	Lumina, Lumina APV	395-010
Skyhawk	395-010	Malibu	395-036
Skylark, Somerset	395-010	Monte Carlo	395-036
CADILLAC		Monza	395-010
Calais	395-010	Nova	395-010

License Plate Fastener Applications

Make/Model	Part #
CHEVROLET (continued)	
Spectrum	395-038
Vega	395-010
CHEVROLET/GMC TRUCK	
Astro Van	395-010
Blazer	395-036
Blazer S10	395-010
Fullsize	395-036
Fullsize Van	395-010
Jimmy	395-036
Jimmy S15	395-010
Pickup	395-010
Safari Van	395-010
Sprint	395-028
Suburban	395-010
CHRYSLER	
Concorde	395-036
Cordoba	395-038
E Class	395-010
Fifth Avenue	395-040
Imperial	395-010
Laser	395-031
Lebaron, Town & Country	395-010
LHS	395-036
Newport, New Yorker	395-010
Town & Country Van	395-031
DODGE	
400	395-040
600	395-040
Aries	395-034
Aspen	395-010
Caravan, Grand Caravan, Mini Ram Van, Royal Van	395-031
Challenger	395-031
Charger	395-031
Colt	395-040
Coronet	395-010
Dart, Demon, Swinger	395-036
Daytona	395-031
Diplomat	395-010
Dynasty	395-010
Intrepid	395-036
Lancer	395-010
Magnum	395-010
Mirada	395-010
Monaco	395-010
Neon	395-036
Omni, Q24	395-010
Polara	395-010
Shadow	395-031
Spirit	395-010
DODGE TRUCK	
D50, Ram 50	395-038
Dakota	395-041
Fullsize Van	395-010
Pickup	395-010
Ramcharger	395-036
Rampage	395-040
EAGLE	
Medallion	395-026
Premier	395-010
Summit	395-038
Talon	395-033
Vision	395-036
FORD	
Escort	395-038
EXP	395-026
Fairlane	395-010
Fairmont	395-010
Falcon, Futura	395-010
Festiva	395-026
Fiesta	395-010
Fullsize	395-036
Granada	395-010
LTD II	395-010
Maverick	395-038
Mustang	395-033
Pinto	395-040
Probe	395-030
Taurus	395-030
Tempo	395-030
Thunderbird	395-030
Torino, Gran Torino	395-040

Make/Model	Part #
FORD TRUCK	
Aerostar	395-030
Bronco	395-010
Bronco II	395-033
Courier	395-040
Explorer	395-030
Fullsize Van	395-010
Pickup	395-010
Ranchero	395-034
Ranger	395-030
GEO	
Metro	395-046
Prizm	395-046
Storm	395-036
Tracker	395-038
HONDA	
Accord	395-032
Civic	395-032
Civic Del Sol	395-038
CRX	395-038
Prelude	395-031
HYUNDAI	
Elantra	395-038
Excel	395-038
Scoupe	395-010
Sonata	395-040
ISUZU	
All	395-046
JEEP	
Cherokee	395-010
CJ Series	395-026
Comanche	395-010
Grand Cherokee	395-036
Grand Wagoneer	395-036
Pickup	395-010
Wagoneer	395-031
Wrangler	395-026
LINCOLN	
Continental	395-041
Mark Series	395-031
Town Car	395-030
Versailles	395-010
MAZDA	
323, GLC	395-023
626, MX-6	395-023
929	395-024
Miata	395-022
MPV	395-024
MX-3	395-022
Navajo	395-032
Pickup	395-022
Protege	395-023
RX-7	395-026
MERCURY	
Bobcat	395-040
Capri	395-033
Comet	395-010
Cougar, XR7	395-030
Cyclone	395-040
Fullsize	395-036
LN7	395-026
Lynx	395-038
Meteor	395-040
Monarch	395-010
Montego	395-010
Monterey	395-010
Sable	395-030
Topaz	395-030
Tracer	395-033
Villager	395-030
Zephyr	395-010
MERKUR	
Scorpio	395-038
XR4Ti	395-038
MITSUBISHI	
All	395-028
NISSAN	
280Z	395-026
Altima	395-022
Maxima	395-022
Pathfinder	395-036
Pickup	395-036
Pulsar	395-026

License Plate Fastener Applications

Make/Model	Part #
NISSAN (continued)	
Sentra	395-023
Stanza	395-034
Van	395-034
OLDSMOBILE	
98 Regency	395-041
Achieva	395-010
Aurora	395-041
Bravada	395-010
Calais, Cutlass Calais	395-010
Ciera, Cutlass Ciera	395-010
Custom Cruiser	395-010
Cutlass, Cutlass Supreme	395-010
Delta 88	395-041
Firenza	395-010
Omega	395-010
Silhouette	395-010
Starfire	395-010
Toronado	395-041
PLYMOUTH	
Acclaim	395-010
Arrow, Sapporo	395-026
Barracuda, Cuda	395-010
Belvedere	395-036
Caravelle	395-010
Duster	395-010
Fury	395-010
Gran Fury	395-010
Horizon, TC3, Turismo	395-010
Laser	395-031
Neon	395-036
Reliant	395-034
Satellite	395-010
Scamp	395-040
Sundance	395-031
Valiant	395-010
Volare	395-036
Voyager	395-031
PONTIAC	
6000	395-010
Astre	395-010
Bonneville	395-041
Catalina	395-041
Fiero	395-038
Firebird	395-034
Grand Am	395-010
Grand Prix	395-036

Make/Model	Part #
PONTIAC (continued)	
Grandville	395-010
GTO	395-010
J2000	395-010
Lemans	395-010
Parisienne	395-041
Phoenix	395-010
Safari	395-010
Sunbird	395-010
Ti000	395-026
Trans Sport Van	395-010
Ventura	395-010
SAAB	
All	395-010
SATURN	
All	395-031
SUBARU	
All	395-026
SUZUKI	
All	395-036
TOYOTA	
4-Runner	395-035
Camry	395-038
Celica	395-038
Corolla	395-036
Corona	395-010
Cressida	395-031
Crown	395-038
Land Cruiser	395-035
MR-2	395-036
Paseo	395-010
Pickup	395-046
Supra	395-038
Tercel	395-031
VOLKSWAGEN	
Beetle	395-029
Dasher, Scirocco	395-026
Golf, Fox, GTI	395-029
Jetta	395-040
Quantum	395-026
Rabbit	395-029
Vanagon	395-038
VOLVO	
All	395-029
YUGO	
All	395-038

Hex Washer Head Thread Cutting Screws



NEW!

Thread Size	Length	Series	Part # (Qty.)
10-24	1/2"	UNC/USS (Coarse)	200-205 (50)
10-24	3/4"	UNC/USS (Coarse)	200-207 (50)
1/4"-20	1/2"	UNC/USS (Coarse)	200-305 (50)
1/4"-20	3/4"	UNC/USS (Coarse)	200-307 (50)
1/4"-20	1"	UNC/USS (Coarse)	200-310 (50)

Thread Size	Length	Series	Part # (Qty.)
5/16"-18	3/4"	UNC/USS (Coarse)	200-407 (50)
5/16"-18	1"	UNC/USS (Coarse)	200-410 (50)
3/8"-16	3/4"	UNC/USS (Coarse)	200-507 (25)
3/8"-16	1"	UNC/USS (Coarse)	200-510 (25)

Carriage Bolts - Grade 2 w/Nuts



Thread Size	Length	Nut	Standard Pack (Qty.)
3/16"-24	3/8"	350-008	400-001 (100)
	3/4"	350-008	400-002 (25)
	1"	350-008	400-003 (25)
	1-1/4"	350-008	400-004 (25)
	1-1/2"	350-008	400-005 (25)
	1-3/4"	350-008	400-006 (25)
	2"	350-008	400-007 (25)
	2-1/4"	350-008	400-008 (25)
	2-1/2"	350-008	400-009 (25)
	1/4"-20	1/2"	210-010
3/4"		210-010	400-012 (25)
1"		210-010	400-013 (100)
1-1/4"		210-010	400-014 (25)
1-1/2"		210-010	400-015 (100)
1-3/4"		210-010	400-017 (25)
2"		210-010	400-020 (100)
2-1/4"		210-010	400-022 (25)

Thread Size	Length	Nut	Standard Pack (Qty.)
1/4"-20	2-1/2"	210-010	400-025 (100)
	3"	210-010	400-030 (50)
	3-1/4"	210-010	400-032 (25)
	3-1/2"	210-010	400-035 (25)
	4"	210-010	400-040 (25)
	4-1/2"	210-010	400-045 (25)
	5"	210-010	400-050 (25)
	5-1/2"	210-010	400-055 (25)
	6"	210-010	400-060 (15)
	6-1/2"	210-010	400-065 (15)
5/16"-18	7"	210-010	400-070 (15)
	7-1/2"	210-010	400-075 (15)
	8"	210-010	400-080 (15)
	3/4"	210-011	400-107 (25)
	1"	210-011	400-110 (100)
	1-1/4"	210-011	400-112 (25)
	1-1/2"	210-011	400-115 (100)

(continued on next page)

Carriage Bolts - Grade 2 w/Nuts



Thread Size	Length	Nut	Standard Pack (Qty.)
5/16"-18	1-3/4"	210-011	400-117 (25)
	2"	210-011	400-120 (50)
	2-1/4"	210-011	400-122 (25)
	2-1/2"	210-011	400-125 (50)
	3"	210-011	400-130 (50)
	3-1/4"	210-011	400-132 (25)
	3-1/2"	210-011	400-135 (25)
	4"	210-011	400-140 (50)
	4-1/2"	210-011	400-145 (25)
	5"	210-011	400-150 (15)
	5-1/2"	210-011	400-155 (15)
	6"	210-011	400-160 (15)
	6-1/2"	210-011	400-165 (15)
7"	210-011	400-170 (15)	
7-1/2"	210-011	400-175 (15)	
8"	210-011	400-180 (15)	
3/8"-16	3/4"	210-012	400-207 (25)
	1"	210-012	400-210 (50)
	1-1/4"	210-012	400-212 (25)
	1-1/2"	210-012	400-215 (50)
	1-3/4"	210-012	400-217 (25)
	2"	210-012	400-220 (50)
	2-1/4"	210-012	400-222 (25)
	2-1/2"	210-012	400-225 (50)
	3"	210-012	400-230 (50)
	3-1/4"	210-012	400-232 (25)
	3-1/2"	210-012	400-235 (50)
	3-3/4"	210-012	400-237 (15)
	4"	210-012	400-240 (50)
	4-1/2"	210-012	400-245 (15)
	5"	210-012	400-250 (50)
	5-1/2"	210-012	400-255 (15)
	6"	210-012	400-260 (15)
6-1/2"	210-012	400-265 (15)	
7"	210-012	400-270 (15)	
7-1/2"	210-012	400-275 (15)	
8"	210-012	400-280 (15)	
7/16"-14	1"	210-013	400-310 (15)
	1-1/4"	210-013	400-312 (15)
	1-1/2"	210-013	400-315 (15)

Thread Size	Length	Nut	Standard Pack (Qty.)
7/16"-14	1-3/4"	210-013	400-317 (15)
	2"	210-013	400-320 (15)
	2-1/4"	210-013	400-322 (15)
	2-1/2"	210-013	400-325 (15)
	3"	210-013	400-330 (15)
	3-1/4"	210-013	400-332 (15)
	3-3/4"	210-013	400-337 (15)
	4"	210-013	400-340 (15)
	4-1/2"	210-013	400-345 (15)
	5"	210-013	400-350 (15)
	5-1/2"	210-013	400-355 (15)
	6"	210-013	400-360 (15)
	1/2"-13	1"	210-014
1-1/4"		210-014	400-412 (15)
1-1/2"		210-014	400-415 (15)
1-3/4"		210-014	400-417 (15)
2"		210-014	400-420 (25)
2-1/2"		210-014	400-425 (15)
3"		210-014	400-430 (15)
3-1/4"		210-014	400-432 (15)
3-1/2"		210-014	400-435 (15)
3-3/4"		210-014	400-437 (15)
4"		210-014	400-440 (25)
4-1/2"		210-014	400-445 (15)
5"		210-014	400-450 (25)
6"	210-014	400-460 (10)	
6-1/2"	210-014	400-465 (10)	
7"	210-014	400-470 (10)	
7-1/2"	210-014	400-475 (10)	
8"	210-014	400-480 (10)	
5/8"-11	1-1/2"	210-016	400-615 (10)
	2"	210-016	400-620 (10)
	2-1/2"	210-016	400-625 (10)
	3"	210-016	400-630 (10)
	3-1/2"	210-016	400-635 (10)
	4"	210-016	400-640 (10)
	5"	210-016	400-650 (10)
	6"	210-016	400-660 (10)
7"	210-016	400-670 (10)	

5 Self Drilling/Self Tapping Screws

Hex Head Lag Screws



Thread Size	Length	Standard Pack (Qty.)
1/4"	1"	412-010 (50)
	1-1/2"	412-015 (50)
	2"	412-020 (50)
	2-1/2"	412-025 (50)
	3"	412-030 (50)
5/16"	1"	412-110 (50)
	1-1/2"	412-115 (50)
	2"	412-120 (50)
	3"	412-130 (50)
	3-1/2"	412-135 (50)
	4"	412-140 (50)

Thread Size	Length	Standard Pack (Qty.)
5/16"	5"	412-150 (25)
3/8"	1-1/2"	412-215 (50)
	2"	412-220 (50)
	2-1/2"	412-225 (50)
	3"	412-230 (50)
	3-1/2"	412-235 (25)
	4"	412-240 (25)
1/2"	5"	412-250 (25)
	6"	412-260 (25)
	3"	412-430 (25)

Self-Drilling Self-Tapping Screws



*** NEW!**

Thread Size	Length	Type	Standard Pack (Qty.)
#6	3/8"	Phillips Pan Head	700-216 (50) *
	1/2"	Phillips Pan Head	700-217 (50) *
	1-1/4"	Combo Pan Head	360-072 (100) *
#8	1/2"	Hex Washer Head	700-202 (50)
	1/2"	Phillips Pan Head	700-200 (50)
	5/8"	Hex Washer Head	700-221 (50)
	3/4"	Phillips Pan Head	700-201 (50)
	3/4"	Hex Washer Head	700-203 (50)

Thread Size	Length	Type	Standard Pack (Qty.)
#8	1"	Hex Washer Head	700-214 (30)
	1-1/2"	Phillips Pan Head	700-218 (50) *
	2"	Phillips Pan Head	360-014 (100) *
#10	1/2"	Hex Washer Head	700-204 (50)
	5/8"	Hex Washer Head	700-205 (50)
	3/4"	Hex Washer Head	700-206 (50)
	1"	Hex Washer Head	700-207 (50)
	1-1/4"	Hex Washer Head	700-222 (50)

(continued on next page)

Self-Drilling Self-Tapping Screws



Phillips Pan Head

Hex Washer Head

Thread Size	Length	Type	Standard Pack (Qty.)
#10	1-1/2"	Hex Washer Head	700-225 (50)
#12	1/2"	Hex Washer Head	700-223 (50)
	3/4"	Hex Washer Head	700-213 (25)
	1"	Hex Washer Head	700-224 (50)
	1-1/2"	Hex Washer Head	700-226 (50)

Thread Size	Length	Type	Standard Pack (Qty.)
#14	3/4"	Hex Washer Head	700-208 (50)
	1-1/2"	Hex Washer Head	700-227 (50)
1/4"	1"	Hex Washer Head	700-215 (20)

Hex Nuts, Grade 5



Thread Size	Hex Size	Height	Series	Standard Pack (Qty.)	Dealer Pak (Qty.)
1/4"-20	7/16"	7/32"	UNC/USS (Coarse)	210-010 (100)	810-010 (95)
1/4"-28	7/16"	7/32"	UNF/SAE (Fine)	215-010 (100)	814-010 (95)
5/16"-18	1/2"	17/64"	UNC/USS (Coarse)	210-011 (100)	810-011 (62)
		17/64"	UNF/SAE (Fine)	215-011 (100)	814-011 (62)
3/8"-16	9/16"	21/64"	UNC/USS (Coarse)	210-012 (100)	810-012 (45)
		2-1/2"	UNF/SAE (Fine)	215-012 (100)	814-012 (45)
7/16"-14	11/16"	3/8"	UNC/USS (Coarse)	210-013 (100)	810-013 (24)
		3/8"	UNF/SAE (Fine)	215-013 (100)	814-013 (24)
1/2"-13	3/4"	7/16"	UNC/USS (Coarse)	210-014 (100)	810-014 (17)
		7/16"	UNF/SAE (Fine)	215-014 (100)	814-014 (17)
9/16"-12	7/8"	31/64"	UNC/USS (Coarse)	210-015 (50)	810-015 (21)
		31/64"	UNF/SAE (Fine)	215-015 (50)	814-015 (21)

Thread Size	Hex Size	Height	Series	Standard Pack (Qty.)	Dealer Pak (Qty.)
5/8"-11	15/16"	35/64"	UNC/USS (Coarse)	210-016 (50)	810-016 (17)
5/8"-18	15/16"	35/64"	UNF/SAE (Fine)	215-016 (50)	814-016 (17)
3/4"-10	1-1/8"	41/64"	UNC/USS (Coarse)	210-017 (50)	810-017 (14)
		41/64"	UNF/SAE (Fine)	215-017 (50)	814-017 (14)
7/8"-9	1-5/16"	3/4"	UNC/USS (Coarse)	210-018 (25)	810-018 (10)
		3/4"	UNF/SAE (Fine)	215-018 (25)	814-018 (10)
1"-8	1-1/2"	55/64"	UNC/USS (Coarse)	210-019 (25)	810-019 (5)
1"-14	1-1/2"	55/64"	UNF/SAE (Fine)	215-019 (25)	814-019 (5)
1-1/8"-7	1-11/16"	31/32"	UNC/USS (Coarse)	210-020 (5)	
1-1/8"-12	1-11/16"	31/32"	UNF/SAE (Fine)	215-020 (5)	
1-1/4"-7	1-7/8"	1-1/16"	UNC/USS (Coarse)	210-021 (5)	
1-1/4"-12	1-7/8"	1-1/16"	UNF/SAE (Fine)	215-021 (5)	

Hex Nuts, Grade 8



Thread Size	Hex Size	Height	Series	Standard Pack (Qty)	Dealer Pak (Qty)
1/4"-20	7/16"	7/32"	UNC/USS (Coarse)	217-010 (50)	865-010 (44)
1/4"-28	7/16"	7/32"	UNF/SAE (Fine)	219-010 (50)	867-010 (44)
5/16"-18	1/2"	17/64"	UNC/USS (Coarse)	217-011 (50)	865-011 (36)
		17/64"	UNF/SAE (Fine)	219-011 (50)	867-011 (36)
3/8"-16	9/16"	21/64"	UNC/USS (Coarse)	217-012 (50)	865-012 (28)
		21/64"	UNF/SAE (Fine)	219-012 (50)	867-012 (28)
7/16"-14	11/16"	3/8"	UNC/USS (Coarse)	217-013 (50)	865-013 (14)
		3/8"	UNF/SAE (Fine)	219-013 (50)	867-013 (14)
1/2"-13	3/4"	7/16"	UNC/USS (Coarse)	217-014 (50)	865-014 (13)
		7/16"	UNF/SAE (Fine)	219-014 (50)	867-014 (13)
9/16"-12	7/8"	31/64"	UNC/USS (Coarse)	217-015 (25)	865-015 (17)
		31/64"	UNF/SAE (Fine)	219-015 (25)	867-015 (17)

Thread Size	Hex Size	Height	Series	Standard Pack (Qty)	Dealer Pak (Qty)
5/8"-11	15/16"	35/64"	UNC/USS (Coarse)	217-016 (25)	865-016 (7)
5/8"-18	15/16"	35/64"	UNF/SAE (Fine)	219-016 (25)	867-016 (14)
3/4"-10	1-1/8"	41/64"	UNC/USS (Coarse)	217-017 (10)	865-017 (7)
		41/64"	UNF/SAE (Fine)	219-017 (10)	867-017 (7)
7/8"-9	1-5/16"	3/4"	UNC/USS (Coarse)	217-018 (10)	
		3/4"	UNF/SAE (Fine)	219-018 (10)	
1"-8	1-1/2"	55/64"	UNC/USS (Coarse)	217-019 (10)	
1"-14	1-1/2"	55/64"	UNF/SAE (Fine)	219-019 (10)	
1-1/8"-7	1-11/16"	31/32"	UNC/USS (Coarse)	217-020 (5)	
1-1/4"-7	1-7/8"	1-1/16"	UNC/USS (Coarse)	217-021 (5)	
1-1/2"-6	2-1/4"	1-9/32"	UNC/USS (Coarse)	217-022 (3)	

Hex Lock Nuts with Nylon Ring Insert, Grade 2



Thread Size	Hex Size	Height	Series	Standard Pack (Qty)	Dealer Pak (Qty)
4-40	1/4"	15/64"	UNC/USS (Coarse)	250-004 (50)*	
6-32	5/16"	15/64"	UNC/USS (Coarse)	250-006 (50)*	
10-32	3/8"	15/64"	UNF/SAE (Fine)	251-009 (25)	
12-24	7/16"	15/64"	UNC/USS (Coarse)	250-007 (50)*	
1/4"-20	7/16"	5/16"	UNC/USS (Coarse)	250-010 (50)	810-040 (15)
		5/16"	UNF/SAE (Fine)	251-010 (50)	814-040 (15)
5/16"-18	1/2"	11/32"	UNC/USS (Coarse)	250-011 (50)	810-041 (12)
		11/32"	UNF/SAE (Fine)	251-011 (50)	814-041 (12)
3/8"-16	9/16"	29/64"	UNC/USS (Coarse)	250-012 (50)	810-042 (9)
		29/64"	UNF/SAE (Fine)	251-012 (50)	814-042 (9)
7/16"-14	5/8"	29/64"	UNC/USS (Coarse)	250-013 (50)	810-043 (7)
		29/64"	UNF/SAE (Fine)	251-013 (50)	814-043 (7)

Thread Size	Hex Size	Height	Series	Standard Pack (Qty)	Dealer Pak (Qty)
1/2"-13	3/4"	19/32"	UNC/USS (Coarse)	250-014 (50)	810-044 (6)
		19/32"	UNF/SAE (Fine)	251-014 (50)	814-044 (6)
9/16"-12	7/8"	41/64"	UNC/USS (Coarse)	250-015 (25)	810-045 (4)
		41/64"	UNF/SAE (Fine)	251-015 (25)	814-045 (4)
5/8"-11	15/16"	3/4"	UNC/USS (Coarse)	250-016 (25)	810-046 (3)
		3/4"	UNF/SAE (Fine)	251-016 (25)	814-046 (3)
3/4"-10	1-1/16"	7/8"	UNC/USS (Coarse)	250-017 (25)	810-047 (2)
		7/8"	UNF/SAE (Fine)	251-017 (25)	814-047 (2)
7/8"-9	1-1/4"	63/64"	UNC/USS (Coarse)	250-018 (10)	
		63/64"	UNF/SAE (Fine)	251-018 (10)	
1"-8	1-7/16"	1-3/64"	UNC/USS (Coarse)	250-019 (10)	
1"-14	1-7/16"	1-3/64"	UNF/SAE (Fine)	251-019 (10)	

* NEW!

Hex Flange Nuts, Grades 2 & 5, UNC/SS (Coarse)



Thread Size	Hex Size	Height	Flange Dia.	Standard Pack (Qty.)	Dealer Pak (Qty.)
Grade 2					
1/4"-20	7/16"	15/64"	19/32"	252-010 (25)	810-140 (42)
7/16"-14	5/8"	3/8"	15/16"		810-143 (17)
1/2"-13	3/4"	29/64"	1-1/32"		810-144 (10)

Thread Size	Hex Size	Height	Flange Dia.	Standard Pack (Qty.)	Dealer Pak (Qty.)
Grade 5					
5/16"-18	1/2"	9/32"	43/64"	252-011 (25) 252-012 (25)	810-141 (34)
3/8"-16	9/16"	11/32"	3/4"		810-142 (26)

Hex Flange Nuts, Grade 8



Thread Size	Hex Size	Height	Flange Dia.	Series	Standard Pack (Qty.)
3/16"-16	9/16"	.3870"	.8320"	UNC/SS (Coarse)	498-012 (12)
1/4"-20	7/16"	.2320"	.5480"	UNC/SS (Coarse)	498-010 (20)

Thread Size	Hex Size	Height	Flange Dia.	Series	Standard Pack (Qty.)
5/16"-18	1/2"	9/32"		UNC/SS (Coarse)	498-011 (20)

Square Nut, Grade 2



Thread Size	Wrench Size	Height	Series	Standard Pack (Qty.)
6-32	5/16"	7/64"	UNC/SS (Coarse)	252-107 (50)
8-32	11/32"	1/8"	UNC/SS (Coarse)	252-108 (50)
10-24	3/8"	1/8"	UNC/SS (Coarse)	252-109 (50)
10-32	3/8"	1/8"	UNF/SAE (Fine)	253-109 (50)
1/4"-20	7/16"	3/16"	UNC/SS (Coarse)	252-110 (50)

Thread Size	Wrench Size	Height	Series	Standard Pack (Qty.)
5/16"-18	9/16"	7/32"	UNC/SS (Coarse)	252-111 (50)
3/8"-16	5/8"	1/4"	UNC/SS (Coarse)	252-112 (50)
1/2"-13	13/16"	7/16"	UNC/SS (Coarse)	252-114 (15)
5/8"-11	1"	35/64"	UNC/SS (Coarse)	252-116 (15)
3/4"-10	1-1/8"	21/32"	UNC/SS (Coarse)	252-117 (15)

Wing Nuts, Grade 2



Thread Size	Series	Standard Pack (Qty.)	Dealer Pak (Qty.)
6-40	UNF/SAE (Fine)	255-027 (25)	
8-32	UNC/SS (Coarse)	255-029 (25)*	
8-36	UNF/SAE (Fine)	255-028 (25)	814-028 (29)
10-24	UNC/SS (Coarse)	255-009 (50)	810-029 (25)
10-32	UNF/SAE (Fine)	255-109 (25)	

Thread Size	Series	Standard Pack (Qty.)	Dealer Pak (Qty.)
1/4"-20	UNC/SS (Coarse)	255-010 (50)	810-030 (23)
5/16"-18	UNC/SS (Coarse)	255-011 (50)	810-031 (18)
3/8"-16	UNC/SS (Coarse)	255-012 (25)	810-032 (15)
7/16"-14	UNC/SS (Coarse)	255-013 (10)	810-033 (7)
1/2"-13	UNC/SS (Coarse)	255-014 (10)	810-034 (4)

* NEW!

Toggle Wing Nuts



Thread Size	Hole Size	Part (Qty)
10-24	9/16"	255-308 (15)
1/4"-20	3/4"	255-310 (15)

Thread Size	Hole Size	Part # (Qty)
5/16"-18	7/8"	255-311 (15)
3/8"-16	1"	255-312 (15)

Hex Nuts - Tooth Washered, Grade 2



Thread Size	Hex Size	Height	Series	Standard Pack (Qty.)	Dealer Pak (Qty.)
8-32	11/32"	1/8"	UNC/SS (Coarse)		810-058 (33)
10-32	3/8"	5/32"	UNF/SAE (Fine)		814-099 (29)

Thread Size	Hex Size	Height	Series	Standard Pack (Qty.)	Dealer Pak (Qty.)
1/4"-20	7/16"	17/64"	UNC/SS (Coarse)	256-010 (50)	810-060 (26)
3/8"-16	9/16"	25/64"	UNC/SS (Coarse)		810-062 (22)

Hex Acorn Nuts



Thread Size	Hex Size	Grade	Series	Standard Pack (Qty.)
10-24	3/8"	2	UNC/SS (Coarse)	260-009 (50)
1/4"-20	7/16"	2	UNC/SS (Coarse)	260-010 (50)
5/16"-18	1/2"	2	UNC/SS (Coarse)	260-011 (50)

Thread Size	Hex Size	Grade	Series	Standard Pack (Qty.)
3/8"-16	9/16"	2	UNC/SS (Coarse)	260-012 (25)
7/16"-14	11/16"	2	UNC/SS (Coarse)	260-013 (10)
1/2"-13	3/4"	2	UNF/SAE (Fine)	260-014 (10)

Hex Jam Nuts - Grade 2

Thread Size	Hex Size	Height	Series	Standard Pack (Qty.)
1/4"-20	7/16"	5/32"	UNC/USS (Coarse)	262-010 (25)
5/16"-18	1/2"	3/16"	UNC/USS (Coarse)	262-011 (25)
3/8"-16	9/16"	7/32"	UNC/USS (Coarse)	262-012 (25)
7/16"-14	11/16"	1/4"	UNC/USS (Coarse)	262-013 (25)
1/2"-13	3/4"	5/16"	UNC/USS (Coarse)	262-014 (25)

Thread Size	Hex Size	Height	Series	Standard Pack (Qty.)
5/8"-11	15/16"	3/8"	UNC/USS (Coarse)	262-016 (25)
3/4"-10	1-1/8"	27/64"	UNC/USS (Coarse)	262-017 (15)
7/8"-9	1-5/16"	31/64"	UNC/USS (Coarse)	262-018 (15)
1"-8	1-1/2"	35/64"	UNC/USS (Coarse)	262-019 (15)

Hex Nuts - Machine Screw, Grade 2

Thread Size	Hex Size	Height	Series	Standard Pack (Qty.)	Dealer Pak (Qty.)
4-40	1/4"	3/32"	UNC/USS (Coarse)	350-003 (100)	
6-32	5/16"	7/64"	UNC/USS (Coarse)	350-004 (100)	854-004 (50)
8-32	11/32"	7/64"	UNC/USS (Coarse)	350-005 (100)	854-005 (45)
10-24	3/8"	1/8"	UNC/USS (Coarse)	350-008 (100)	854-008 (40)
10-32	3/8"	1/8"	UNF/SAE (Fine)	350-006 (100)	854-006 (45)

Thread Size	Hex Size	Height	Series	Standard Pack (Qty.)	Dealer Pak (Qty.)
12-24	7/16"	5/32"	UNC/USS (Coarse)	350-009 (100)	854-009 (40)
1/4"-20	7/16"	3/16"	UNC/USS (Coarse)	350-010 (100)	854-010 (40)
1/4"-28	7/16"	3/16"	UNF/SAE (Fine)	350-007 (100)	854-007 (45)
5/16"-18	9/16"	7/32"	UNC/USS (Coarse)	350-011 (50)	
3/8"-16	5/8"	1/4"	UNC/USS (Coarse)	350-012 (50)	

Threaded Rod Coupler Hex Nuts

Thread Size	Hex Size	Height	Series	Standard Pack (Qty.)
1/4"-20	3/8"	7/8"	UNC/USS (Coarse)	671-010 (10)
1/4"-28	3/8"	7/8"	UNF/SAE (Fine)	673-010 (10)
5/16"-18	1/2"	1-1/8"	UNC/USS (Coarse)	671-011 (10)
5/16"-24	1/2"	1-1/8"	UNF/SAE (Fine)	673-011 (10)
3/8"-16	5/8"	1-3/4"	UNC/USS (Coarse)	671-012 (10)

Thread Size	Hex Size	Height	Series	Standard Pack (Qty.)
3/8"-24	5/8"	1-3/4"	UNF/SAE (Fine)	673-012 (10)
7/16"-14	21/32"	1-3/4"	UNC/USS (Coarse)	671-013 (10)
1/2"-13	11/16"	1-3/4"	UNC/USS (Coarse)	671-014 (5)
3/4"-10	1"	2-1/4"	UNC/USS (Coarse)	671-017 (5)

Hex Nuts - Prevailing Torque Flanged

Thread Size	Hex Size	Series	Standard Pack (Qty.)
1/2"-13	3/4"	USS	248-020 (15)*
5/8"-11	15/16"	USS	248-030 (10)*



*** NEW!**

Hex Stud Nuts

Thread Size	Hex Size	Height	Material	Standard Pack (Qty.)	Dealer Pak (Qty.)
5/16"-18	1/2"	1/4"	Brass	680-002 (25)	849-002 (17)
5/16"-24	1/2"	1/4"	Brass	680-001 (25)	849-001 (14)
3/8"-16	9/16"	5/16"	Brass	680-004 (25)	849-004 (13)
3/8"-16	9/16"	5/8"	Brass	680-104 (25)	849-104 (5)
3/8"-24	9/16"	5/16"	Brass	680-003 (25)	849-003 (12)
3/8"-24	9/16"	13/32"	Steel	680-021 (25)	
7/16"-14	5/8"	3/8"	Brass	680-006 (25)	849-006 (6)

Thread Size	Hex Size	Height	Material	Standard Pack (Qty.)	Dealer Pak (Qty.)
7/16"-14	5/8"	5/8"	Brass	680-106 (25)	849-106 (5)
7/16"-20	5/8"	3/8"	Brass	680-005 (25)	849-005 (6)
7/16"-20	5/8"	1/2"	Steel	680-011 (25)	
1/2"-13	3/4"	7/16"	Brass	680-008 (25)	849-008 (4)
1/2"-20	3/4"	7/16"	Brass	680-007 (25)	849-007 (4)
3/4"-10	1-7/32"	35/64"	Steel	680-019 (25)	

Split Lock Washers, Grade 5

Size	Standard Pack (Qty.)	Dealer Pak (Qty.)
1/8"	270-006 (100)	
1/8"	276-006 (1000)	
3/16"	270-008 (100)	818-009 (320)
7/32" (#12)	270-009 (100)	
1/4"	270-010 (100)	818-010 (240)
5/16"	270-011 (100)	818-011 (175)
3/8"	270-012 (100)	818-012 (137)

Size	Standard Pack (Qty.)	Dealer Pak (Qty.)
7/16"	270-013 (100)	818-013 (95)
1/2"	270-014 (100)	818-014 (70)
9/16"	270-015 (50)	818-015 (100)
5/8"	270-016 (50)	818-016 (80)
3/4"	270-017 (50)	818-017 (50)
7/8"	270-018 (25)	818-018 (27)
1"	270-019 (25)	

Split Lock Washers, Grade 8

Size	Standard Pack (Qty.)	Dealer Pak (Qty.)
1/4"	287-010 (50)	870-010 (125)
5/16"	287-011 (50)	870-011 (87)
3/8"	287-012 (50)	870-012 (68)
7/16"	287-013 (50)	870-013 (42)
1/2"	287-014 (50)	870-014 (31)

Size	Standard Pack (Qty.)	Dealer Pak (Qty.)
9/16"	287-015 (25)	870-015 (42)
5/8"	287-016 (25)	870-016 (14)
3/4"	287-017 (25)	870-017 (19)
7/8"	287-018 (10)	
1"	287-019 (10)	

Flat Washers, Grade 2

Size	Inside Dia.	Outside Dia.	Thick-ness	Series	Standard Pack (Qty.)	Dealer Pak (Qty.)
1/8" (#6)	5/32"	3/8"	3/64"	UNF/SAE (Fine)	299-006 (100)	
5/32 (#8)	3/16"	7/16"	3/64"	UNF/SAE (Fine)	299-008 (100)	
3/16"	1/4"	9/16"	3/64"	UNC/USS (Coarse)	299-009 (100)	822-009 (275)
1/4"	5/16"	3/4"	1/16"	UNC/USS (Coarse)	299-010 (100)	822-010 (187)
5/16"	3/8"	7/8"	5/64"	UNC/USS (Coarse)	299-011 (100)	822-011 (95)
3/8"	7/16"	1"	5/64"	UNC/USS (Coarse)	299-012 (100)	822-012 (75)
7/16"	1/2"	1-1/4"	5/64"	UNC/USS (Coarse)	299-013 (100)	822-013 (50)
1/2"	9/16"	1-3/8"	7/64"	UNC/USS (Coarse)	299-014 (100)	822-014 (33)

Size	Inside Dia.	Outside Dia.	Thick-ness	Series	Standard Pack (Qty.)	Dealer Pak (Qty.)
9/16"	5/8"	1-1/2"	7/64"	UNC/USS (Coarse)	299-015 (50)	822-015 (66)
5/8"	11/16"	1-3/4"	9/64"	UNC/USS (Coarse)	299-016 (50)	822-016 (38)
3/4"	13/16"	2"	5/32"	UNC/USS (Coarse)	299-017 (50)	822-017 (24)
7/8"	15/16"	2-1/4"	11/64"	UNC/USS (Coarse)	299-018 (25)	822-018 (18)
1"	1-1/16"	2-1/2"	11/64"	UNC/USS (Coarse)	299-019 (25)	822-019 (14)
1-1/8"	1-1/4"	2-3/4"	3/16"	UNC/USS (Coarse)	299-020 (15)	
1-1/4"	1-11/32"	3"	3/16"	UNC/USS (Coarse)	299-022 (15)	
1-1/2"	1-19/32"	3-1/2"	3/16"	UNC/USS (Coarse)	299-024 (15)	

Flat Washers, UNF/SAE Grade 5

Size	Outside Dia.	Thick-ness	Inside Dia.	Standard Pack (Qty.)	Dealer Pak (Qty.)
1/8" (#6)	3/8"	3/64"	5/32"	312-007 (100)	825-006 (300)
5/32" (#8)	7/16"	3/64"	3/16"	312-008 (100)	825-008 (290)
3/16" (#10)	1/2"	1/16"	7/32"	312-009 (100)	825-009 (275)
1/4"	5/8"	1/16"	9/32"	312-010 (100)	825-010 (187)
5/16"	11/16"	1/16"	11/32"	312-011 (100)	825-011 (167)
3/8"	13/16"	1/16"	13/32"	312-012 (100)	825-012 (110)
7/16"	15/16"	1/16"	15/32"	312-013 (100)	825-013 (95)

Size	Outside Dia.	Thick-ness	Inside Dia.	Standard Pack (Qty.)	Dealer Pak (Qty.)
1/2"	1-1/16"	3/32"	17/32"	312-014 (100)	825-014 (50)
9/16"	1-3/16"	3/32"	19/32"	312-015 (50)	825-015 (85)
5/8"	1-5/16"	3/32"	21/32"	312-016 (50)	825-016 (60)
3/4"	1-1/2"	1/8"	13/16"	312-017 (50)	825-017 (40)
7/8"	1-3/4"	1/8"	15/16"	312-018 (25)	825-018 (30)
1"	2"	1/8"	1-1/16"	312-019 (25)	825-019 (20)

Flat Washers, UNF/SAE Grade 8

Size	Outside Dia.	Thickness	Inside Dia.	Standard Pack (Qty.)	Dealer Pak (Qty.)
1/4"	5/8"	1/16"	9/32"	320-010 (50)	868-010 (40)
5/16"	11/16"	1/16"	11/32"	320-011 (50)	868-011 (31)
3/8"	13/16"	1/16"	13/32"	320-012 (50)	868-012 (31)
7/16"	15/16"	1/16"	15/32"	320-013 (50)	868-013 (28)
1/2"	1-1/16"	9/64"	17/32"	320-014 (50)	868-014 (20)

Size	Outside Dia.	Thickness	Inside Dia.	Standard Pack (Qty.)	Dealer Pak (Qty.)
9/16"	1-3/16"	9/64"	19/32"	320-015 (25)	868-015 (15)
5/8"	1-5/16"	1/8"	21/32"	320-016 (25)	868-016 (11)
3/4"	1-1/2"	1/8"	13/16"	320-017 (25)	868-017 (20)
7/8"	1-3/4"	1/8"	15/16"	320-018 (10)	
1"	2"	9/64"	1-1/16"	320-019 (10)	

External Tooth Lock Washers

Size	Series	Standard Pack (Qty.)	Dealer Pak (Qty.)
1/8"	UNC/USS (Coarse)	292-106 (100)	
5/32"	UNC/USS (Coarse)	292-108 (100)	
3/16"	UNC/USS (Coarse)	292-110 (100)	830-110 (293)
1/4"	UNC/USS (Coarse)	292-114 (100)	830-114 (234)
5/16"	UNC/USS (Coarse)	292-118 (100)	830-118 (142)
3/8"	UNC/USS (Coarse)	292-120 (100)	830-220 (102)

Size	Series	Standard Pack (Qty.)	Dealer Pak (Qty.)
7/16"	UNC/USS (Coarse)	292-122 (100)	830-122 (72)
1/2"	UNC/USS (Coarse)	292-124 (100)	830-124 (44)
9/16"	UNC/USS (Coarse)	292-126 (100)	
5/8"	UNC/USS (Coarse)	292-128 (100)	
3/4"	UNC/USS (Coarse)	292-132 (100)	

5

Internal Tooth Lock Washers

Size	Series	Standard Pack (Qty.)	Dealer Pak (Qty.)
1/8"	UNF/SAE (Fine)	293-206 (100)	
5/32"	UNF/SAE (Fine)	293-208 (100)	
3/16"	UNF/SAE (Fine)	293-210 (100)	
1/4"	UNF/SAE (Fine)	293-214 (100)	
5/16"	UNF/SAE (Fine)	293-218 (100)	
3/8"	UNC/USS (Coarse)	293-220 (100)	830-220 (102)

Size	Series	Standard Pack (Qty.)	Dealer Pak (Qty.)
7/16"	UNF/SAE (Fine)	293-222 (100)	
1/2"	UNF/SAE (Fine)	293-224 (100)	
9/16"	UNF/SAE (Fine)	293-226 (100)	
5/8"	UNF/SAE (Fine)	293-228 (100)	
3/4"	UNF/SAE (Fine)	293-232 (100)	

External Tooth Lock Washers

Fender Washers

Bolt Size	Inside Dia.	Outside Dia.	Thickness	Standard Pack (Qty.)	Dealer Pak (Qty.)
3/16" (5mm)	7/32"	1"	3/64"	367-027 (50)	830-027 (27)
1/4" (6mm)	9/32"	1-1/4"	3/64"	367-028 (50)	830-028 (57)
	9/32"	1-1/4"	3/32"	367-128 (50)	
	9/32"	1-1/2"	3/32"	367-132 (50)	
5/16" (8mm)	11/32"	1-1/4"	3/64"	367-029 (50)	830-029 (57)

Bolt Size	Inside Dia.	Outside Dia.	Thickness	Standard Pack (Qty.)	Dealer Pak (Qty.)
5/16" (8mm)	11/32"	1-1/4"	3/32"	367-129 (50)	
	11/32"	1-1/2"	3/64"	367-031 (50)	
	11/32"	1-1/2"	3/32"	367-131 (50)	
3/8" (10mm)	13/32"	1-1/4"	3/64"	367-030 (50)	830-030 (50)
	13/32"	1-1/2"	3/32"	367-130 (50)	
1/2" (12.7mm)	17/32"	2"	3/32"	367-133 (25)*	

Spacing Washers

Inside Dia.	Outside Dia.	Thickness	Standard Pack (Qty.)
1/4"	5/8"	1/32"	730-001 (25)
5/16"	11/16"	1/32"	730-021 (25)
3/8"	3/4"	1/32"	730-002 (25)
7/16"	13/16"	1/32"	730-003 (25)
1/2"	7/8"	1/32"	730-004 (25)
9/16"	1"	1/32"	730-020 (25)
5/8"	1"	1/32"	730-005 (25)
11/16"	1-1/16"	1/32"	730-006 (25)
3/4"	1-1/8"	1/32"	730-007 (25)

Inside Dia.	Outside Dia.	Thickness	Standard Pack (Qty.)
13/16"	1-3/16"	1/32"	730-008 (25)
7/8"	1-3/8"	1/32"	730-009 (25)
1"	1-1/2"	1/32"	730-010 (25)
1-1/8"	1-5/8"	1/32"	730-011 (25)
1-1/4"	1-7/8"	1/32"	730-012 (25)
1-3/8"	2-1/8"	1/32"	730-013 (25)
1-3/4"	2-3/4"	1/32"	730-016 (25)
2"	3"	1/32"	730-017 (25)

Finishing Washers

Size	Inside Dia.	Outside Dia.	Type	Standard Pack (Qty.)
#6	9/64"	3/8"	Flush	745-004 (100)
	11/64"	15/32"	Counter	745-008 (100)
#8	3/16"	17/32"	Counter	745-005 (100)
	13/64"	3/8"	Flush	745-003 (100)
#10	15/64"	19/32"	Counter	745-007 (100)

Size	Inside Dia.	Outside Dia.	Type	Standard Pack (Qty.)
#12	9/32"	11/16"	Counter	745-006 (100)
1/4"	21/64"	49/64"	Counter	745-009 (25)
5/16"	21/64"	25/32"	Counter	745-010 (25)

Fiber Washers


Thickness	Inside Dia.	Outside Dia.	Standard Pack (Qty.)
1/32"			
	3/32"	1/4"	750-004 (50)
	1/8"	1/4"	750-006 (50)
	5/32"	5/16"	750-008 (50)
	3/16"	3/8"	750-012 (50)
	1/4"	3/8"	750-015 (50)
	1/4"	1/2"	750-017 (50)
	5/16"	9/16"	750-022 (50)
	3/8"	1/2"	750-025 (50)
	3/8"	5/8"	750-027 (50)
	7/16"	11/16"	750-030 (50)
	1/2"	5/8"	750-032 (50)
	1/2"	3/4"	750-034 (50)
	9/16"	13/16"	750-037 (50)
	5/8"	7/8"	750-041 (50)
	11/16"	15/16"	750-043 (50)
	3/4"	1-1/16"	750-047 (50)
	13/16"	1-1/8"	750-049 (50)
	7/8"	1-3/16"	750-051 (50)
	15/16"	1-1/4"	750-053 (50)
	1"	1-5/16"	750-055 (50)

Thickness	Inside Dia.	Outside Dia.	Standard Pack (Qty.)
1/16"			
	1/8"	1/4"	750-005 (50)
	3/16"	5/16"	750-009 (50)
	3/16"	3/8"	750-011 (50)
	1/4"	3/8"	750-014 (50)
	1/4"	1/2"	750-016 (50)
	5/16"	7/16"	750-019 (50)
	5/16"	9/16"	750-021 (50)
	3/8"	1/2"	750-024 (50)
	3/8"	5/8"	750-026 (50)
	7/16"	11/16"	750-029 (50)
	1/2"	3/4"	750-033 (50)
	9/16"	13/16"	750-036 (50)
	5/8"	3/4"	750-038 (50)
	5/8"	7/8"	750-040 (50)
	11/16"	15/16"	750-042 (50)
	3/4"	1"	750-044 (50)
	3/4"	1-1/16"	750-046 (50)
	7/8"	1-3/16"	750-050 (50)
	1"	1-5/16"	750-054 (50)

Formica® Washers

Thickness	Inside Dia.	Outside Dia.	Standard Pack (Qty.)
1/16"	33/64"	1"	750-056 (25)
1/16"	5/8"	1-1/8"	750-058 (25)
1/16"	3/4"	1-1/4"	750-061 (25)
3/32"	5/8"	1-3/16"	750-059 (25)

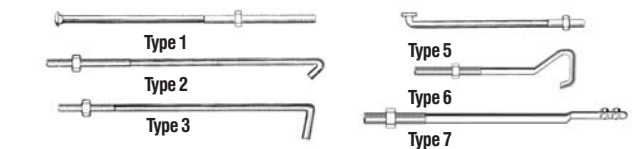
Battery Hardware



Type	Size	Description	Standard Pack (Qty.)	Dealer Pak (Qty.)
1	5/16"-18 x 1-1/4" 5/16"-18 x 1-1/2"	Square Head w/Standard Hex Nut Square Head w/Standard Hex Nut	392-001 (100) 392-008 (50)	844-001 (24)
2	1/4" x 1-1/4" w/std. nut 1/4"-20 1/4"-20 x 10" 5/16"-18 x 10-1/4" 5/16"-18 x 1-1/4"	Shouldered (Special) Hex Nut Square Head w/Shouldered (Special) Hex Nut Square Head w/Shouldered (Special) Hex Nut Square Head w/Shouldered (Special) Hex Nut	392-010 (50) 392-002 (100) 392-009 (50) 392-003 (100)	844-002 (12) 844-003 (12)
3	5/16" x 1-1/4" w/std. nut		392-006 (50)	
4	3/8" x 3/8" Stud	Bolts Terminal Batteries		844-004 (4)
5	3/8" x 3/8" Stud	Side Terminal w/1" Long Hex & Accessory. Term.	392-005 (10)	
6	5/16"-18	Shouldered (Special) Hex Nut	392-011 (50)	

Battery Hold-downs

Type	Thread Size	Overall Length	Thread Length	Standard Pack (Qty.)
1	5/16"-18	12"	5-1/2"	390-001 (10)
2	1/4"-20 1/4"-20 5/16"-18 5/16"-18 5/16"-18 5/16"-18 5/16"-18 5/16"-18 5/16"-18 3/8"-16	4-3/4" 8-1/2" 5-1/2" 8-1/4" 8-3/4" 10" 10-7/8" 12" 5-1/8"	2-1/4" 2-1/2" 2-1/4" 2" 2-1/4" 2-3/4" 2-1/8" 2-5/8" 2-1/8"	390-011 (10) 390-016 (10) 390-006 (10) 390-013 (10) 390-015 (10) 390-005 (10) 390-019 (10) 390-022 (5) 390-024 (5)
3	1/4"-20 1/4"-20	7" 8-1/2"	2-1/4" 2-1/4"	390-014 (10) 390-012 (10)



Type	Thread Size	Overall Length	Thread Length	Standard Pack (Qty.)
3	5/16"-18 5/16"-18 3/8"-16	6-5/8" 8" 10"	4-1/8" 1" 3"	390-021 (5) 390-004 (10) 390-002 (10)
5	5/16"-18	9-1/2"	5"	390-023 (5)
6	3/8"-16	6"	2-1/4"	390-020 (5)
7	GM Base Clamp			390-030 (2)

Section 6



Part # 799-305 Metric Class 8 JIS Hardware Value Pack

- 15 SKUs, 128 pieces
- Tray measures 8-7/8" x 5-1/2" x 1"

SECTION 6

- Hex Head Cap Screws:** (8) M6-1.0 x 16mm • (8) M6-1.0 x 20mm • (6) M6-1.0 x 30mm • (6) M8-1.25 x 16mm • (4) M8-1.25 x 20mm • (10) M8-1.25 x 25mm • (4) M10-1.25 x 20mm • (2) M10-1.25 x 30mm • (2) M10-1.25 x 35mm

Hex Nuts: (16) M6-1.0 • (12) M8-1.25 • (4) M10-1.25

Flat Washers: (20) M6 • (16) M8 • (10) M10



Part # 799-310 Metric Class 8 DIN Hardware Value Pack

- 16 SKUs, 126 pieces
- Tray measures 8-7/8" x 5-1/2" x 1"

SECTION 6

- Hex Head Cap Screws:** (6) M6-1.0 x 10mm • (6) M6-1.0 x 12mm • (6) M6-1.0 x 16mm • (6) M6-1.0 x 20mm • (6) M6-1.0 x 25mm • (6) M6-1.0 x 30mm • (4) M8-1.25 x 20mm • (4) M8-1.25 x 25mm • (4) M8-1.25 x 30mm • (2) M10-1.50 x 30mm

Hex Nuts: (16) M6-1.0 • (6) M8-1.25 • (2) M10-1.50

Flat Washers: (30) M6 • (12) M8 • (10) M10



Part # 799-321 Class 8/8.8 Metric Hardware Value Pack

- 32 SKUs, 514 pieces
- Tray measures 14-1/4" x 11-1/2" x 2-1/2"

SECTION 6

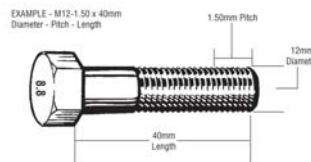
- Hex Head Cap Screws:** (20) M4-.7 x 20mm • (20) M5-0.8 x 25mm • (20) M6-1.0 x 10mm • (20) M6-1.0 x 12mm • (20) M6-1.0 x 16mm • (20) M6-1.0 x 20mm • (12) M6-1.0 x 25mm • (12) M6-1.0 x 30mm • (12) M7-1.0 x 20mm • (8) M8-1.25 x 20mm • (6) M8-1.25 x 25mm • (6) M8-1.25 x 30mm • (16) M8-1.25 x 40mm • (6) M10-1.50 x 30mm

Hex Nuts: (20) M4-.7 • (20) M5-.8 • (20) M6-1.0 • (16) M7-1.0 • (12) M8-1.25 • (8) M10-1.50

Flat Washers: (20) M4 • (20) M5 • (20) M6 • (20) M7 • (12) M8 • (8) M10

Split Lock Washers: (20) M4 • (20) M5 • (20) M6 • (20) M7 • (20) M8 • (20) M10

Hex Head Cap Screws, DIN, Class 8.8



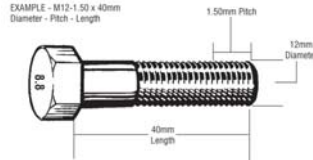
Thread Size	Length	Head Size	Torque	Standard Pack (Qty.)	Dealer Pak (Qty.)
M4-0.7	10mm	7mm	2.7-3.6 N-m	423-010 (25)	875-010 (35)
	16mm	7mm	2.7-3.6 N-m	423-016 (25)	875-016 (33)
	20mm	7mm	2.7-3.6 N-m	423-020 (25)	875-020 (25)
	25mm	7mm	2.7-3.6 N-m	423-025 (25)	875-025 (22)
	30mm	7mm	2.7-3.6 N-m	423-030 (25)	875-030 (15)
	35mm	7mm	2.7-3.6 N-m	423-035 (25)*	
M5-0.8	10mm	8mm	5.5-9.2 N-m	423-110 (25)	875-110 (32)
	12mm	8mm	5.5-9.2 N-m	423-112 (25)	875-112 (30)
	16mm	8mm	5.5-9.2 N-m	423-116 (25)	875-116 (28)
	20mm	8mm	5.5-9.2 N-m	423-120 (25)	875-120 (26)
	25mm	8mm	5.5-9.2 N-m	423-125 (25)	875-125 (24)

Thread Size	Length	Head Size	Torque	Standard Pack (Qty.)	Dealer Pak (Qty.)
M5-0.8	30mm	8mm	5.5-9.2 N-m	423-130 (25)	875-130 (22)
	35mm	8mm	5.5-9.2 N-m	423-135 (25)	875-135 (21)
	40mm	8mm	5.5-9.2 N-m	423-140 (25)	875-140 (20)
	40mm	8mm	5.5-9.2 N-m	423-140 (25)	
	50mm	8mm	5.5-9.2 N-m	423-150 (25)*	
M6-1.0	10mm	10mm	9-16 N-m	423-210 (25)	875-210 (28)
	12mm	10mm	9-16 N-m	423-212 (25)	875-212 (28)
	16mm	10mm	9-16 N-m	423-216 (25)	875-216 (26)
	20mm	10mm	9-16 N-m	423-220 (25)	875-220 (22)
	25mm	10mm	9-16 N-m	423-225 (25)	875-225 (20)
	30mm	10mm	9-16 N-m	423-230 (25)	875-230 (20)
	35mm	10mm	9-16 N-m	423-235 (25)	875-235 (18)

(Continued on next page)

***NEW!**

Hex Head Cap Screws, DIN, Class 8.8



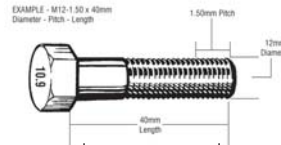
Thread Size	Length	Head Size	Torque	Standard Pack (Qty.)	Dealer Pak (Qty.)	
M6-1.0	40mm	10mm	9-16 N·m	423-240 (25)	875-240 (18)	
	45mm	10mm	9-16 N·m	423-245 (10)	875-245 (18)	
	50mm	10mm	9-16 N·m	423-250 (10)	875-250 (16)	
	60mm	10mm	9-16 N·m	423-260 (10)	875-260 (12)	
	70mm	10mm	9-16 N·m	423-270 (10)	875-270 (9)	
	80mm	10mm	9-16 N·m	423-280 (10)	875-280 (16)	
M7-1.0	16mm	11mm	15-26 N·m	423-316 (25)	875-316 (14)	
	20mm	11mm	15-26 N·m	423-320 (25)	875-320 (14)	
	25mm	11mm	15-26 N·m	423-325 (25)	875-325 (14)	
	30mm	11mm	15-26 N·m	423-330 (25)	875-330 (12)	
	40mm	11mm	15-26 N·m	423-340 (25)	875-340 (10)	
	50mm	11mm	15-26 N·m	423-350 (10)	875-350 (10)	
M8-1.0	10mm	13mm	25-40 N·m	428-410 (10)	876-410 (14)	
	20mm	13mm	25-40 N·m	428-420 (10)	876-420 (12)	
	25mm	13mm	25-40 N·m	428-425 (10)	876-425 (12)	
	30mm	13mm	25-40 N·m	428-430 (10)	876-430 (10)	
	35mm	13mm	25-40 N·m	428-435 (10)	876-435 (9)	
	40mm	13mm	25-40 N·m	428-440 (10)	876-440 (8)	
	45mm	13mm	25-40 N·m	428-445 (10)	876-445 (8)	
	50mm	13mm	25-40 N·m	428-450 (10)	876-450 (6)	
	60mm	13mm	25-40 N·m	428-460 (10)	876-460 (5)	
	70mm	13mm	25-40 N·m	428-470 (10)	876-470 (4)	
	80mm	13mm	25-40 N·m	428-480 (10)	876-480 (8)	
	M8-1.25	10mm	13mm	23-38 N·m	423-410 (25)	875-410 (18)
		12mm	13mm	23-38 N·m	423-412 (25)	875-412 (18)
		16mm	13mm	23-38 N·m	423-416 (25)	875-416 (16)
20mm		13mm	23-38 N·m	423-420 (25)	875-420 (16)	
25mm		13mm	23-38 N·m	423-425 (25)	875-425 (14)	
30mm		13mm	23-38 N·m	423-430 (25)	875-430 (13)	
35mm		13mm	23-38 N·m	423-435 (25)	875-435 (12)	
40mm		13mm	23-38 N·m	423-440 (25)	875-440 (10)	
45mm		13mm	23-38 N·m	423-445 (10)	875-445 (9)	
50mm		13mm	23-38 N·m	423-450 (10)	875-450 (9)	
60mm		13mm	23-38 N·m	423-460 (10)	875-460 (8)	
70mm		13mm	23-38 N·m	423-470 (10)	875-470 (7)	
75mm		13mm	23-38 N·m	423-475 (10)	875-475 (6)	
80mm		13mm	23-38 N·m	423-480 (10)	875-480 (12)	
90mm		13mm	23-38 N·m	423-490 (10)	875-490 (10)	
100mm		13mm	23-38 N·m	423-492 (10)	875-492 (10)	
110mm		13mm	23-38 N·m	423-495 (10)	875-495 (8)	
120mm		13mm	23-38 N·m	423-497 (10)	875-497 (8)	
M10-1.0		20mm	17mm	47-80 N·m	428-520 (10)	876-520 (7)
	25mm	17mm	47-80 N·m	428-525 (10)	876-525 (6)	
	30mm	17mm	47-80 N·m	428-530 (10)	876-530 (6)	
	40mm	17mm	47-80 N·m	428-540 (10)	876-540 (6)	
	50mm	17mm	47-80 N·m	428-550 (10)	876-550 (5)	
	M10-1.25	20mm	17mm	47-80 N·m	428-521 (10)	876-521 (6)
25mm		17mm	47-80 N·m	428-526 (10)	876-526 (6)	
30mm		17mm	47-80 N·m	428-531 (10)	876-531 (6)	
35mm		17mm	47-80 N·m	428-536 (10)	876-536 (6)	
40mm		17mm	47-80 N·m	428-541 (10)	876-541 (6)	
50mm		17mm	47-80 N·m	428-551 (10)	876-551 (5)	
60mm		17mm	47-80 N·m	428-560 (10)	876-560 (4)	
70mm		17mm	47-80 N·m	428-570 (10)	876-570 (4)	
80mm		17mm	47-80 N·m	428-580 (10)	876-580 (6)	
90mm		17mm	47-80 N·m	428-590 (10)	876-590 (6)	
100mm		17mm	47-80 N·m	428-592 (10)	876-592 (6)	
M10-1.50		16mm	17mm	45-75 N·m	423-516 (25)	875-516 (8)
		20mm	17mm	45-75 N·m	423-520 (25)	875-520 (8)
	25mm	17mm	45-75 N·m	423-525 (25)	875-525 (8)	
	30mm	17mm	45-75 N·m	423-530 (25)	875-530 (8)	
	35mm	17mm	45-75 N·m	423-535 (25)	875-535 (7)	
	40mm	17mm	45-75 N·m	423-540 (25)	875-540 (7)	
	45mm	17mm	45-75 N·m	423-545 (10)	875-545 (6)	
	50mm	17mm	45-75 N·m	423-550 (10)	875-550 (6)	
	55mm	17mm	45-75 N·m	423-555 (10)	875-555 (5)	
	60mm	17mm	45-75 N·m	423-560 (10)	875-560 (3)	

Thread Size	Length	Head Size	Torque	Standard Pack (Qty.)	Dealer Pak (Qty.)	
M10-1.50	65mm	17mm	45-75 N·m	423-565 (10)	875-565 (3)	
	70mm	17mm	45-75 N·m	423-570 (10)	875-570 (3)	
	75mm	17mm	45-75 N·m	423-575 (10)	875-575 (3)	
	80mm	17mm	45-75 N·m	423-580 (10)	875-580 (6)	
	90mm	17mm	45-75 N·m	423-590 (10)	875-590 (6)	
	100mm	17mm	45-75 N·m	423-592 (10)	875-592 (6)	
	110mm	17mm	45-75 N·m	423-595 (10)	875-595 (6)	
	120mm	17mm	45-75 N·m	423-597 (10)	875-597 (6)	
M12-1.25	25mm	18mm	85-135 N·m	428-625 (10)	876-625 (4)	
	35mm	18mm	85-135 N·m	428-635 (10)	876-635 (4)	
	50mm	18mm	85-135 N·m	428-650 (10)	876-650 (3)	
	60mm	18mm	85-135 N·m	428-660 (15)*		
	100mm	18mm	85-135 N·m	428-693 (10)	876-693 (4)	
	110mm	18mm	85-135 N·m	428-695 (10)	876-695 (4)	
	120mm	18mm	85-135 N·m	428-697 (10)	876-697 (4)	
	M12-1.50	20mm	18mm	85-135 N·m	428-620 (10)	876-620 (5)
30mm		18mm	85-135 N·m	428-630 (10)	876-630 (4)	
40mm		18mm	85-135 N·m	428-640 (10)	876-640 (4)	
50mm		18mm	85-135 N·m	428-651 (10)	876-651 (3)	
55mm		18mm	85-135 N·m	428-655 (10)	876-655 (3)	
65mm		18mm	85-135 N·m	428-665 (10)	876-665 (3)	
75mm		18mm	85-135 N·m	428-675 (10)	876-675 (2)	
90mm		18mm	85-135 N·m	428-690 (10)	876-690 (4)	
100mm		18mm	85-135 N·m	428-692 (10)	876-692 (4)	
M12-1.75		20mm	18mm	79-131 N·m	423-620 (25)	875-620 (4)
		25mm	18mm	79-131 N·m	423-625 (25)	875-625 (4)
		30mm	18mm	79-131 N·m	423-630 (25)	875-630 (4)
		35mm	18mm	79-131 N·m	423-635 (25)	875-635 (3)
	40mm	18mm	79-131 N·m	423-640 (25)	875-640 (3)	
	45mm	18mm	79-131 N·m	423-645 (10)	875-645 (3)	
	50mm	18mm	79-131 N·m	423-650 (10)	875-650 (3)	
	60mm	18mm	79-131 N·m	423-660 (15)	875-660 (3)	
	70mm	18mm	79-131 N·m	423-670 (10)	875-670 (3)	
	75mm	18mm	79-131 N·m	423-675 (10)	875-675 (3)	
	80mm	18mm	79-131 N·m	423-680 (10)	875-680 (4)	
	90mm	18mm	79-131 N·m	423-690 (10)	875-690 (4)	
	100mm	18mm	79-131 N·m	423-692 (10)	875-692 (4)	
	110mm	18mm	79-131 N·m	423-695 (10)	875-695 (4)	
	120mm	18mm	79-131 N·m	423-697 (10)	875-697 (4)	
130mm	18mm	79-131 N·m	423-699 (10)*			
M14-1.50	30mm	22mm	109-115 N·m	428-830 (10)*		
	35mm	22mm	109-115 N·m	428-835 (10)*		
	40mm	22mm	109-115 N·m	428-840 (10)*		
	50mm	22mm	109-115 N·m	428-850 (10)*		
	60mm	22mm	109-115 N·m	428-860 (10)*		
	75mm	22mm	109-115 N·m	428-875 (10)*		
	M14-2.0	30mm	22mm	122-151 N·m	423-830 (10)	
35mm		22mm	122-151 N·m	423-835 (10)		
40mm		22mm	122-151 N·m	423-840 (10)		
50mm		22mm	122-151 N·m	423-850 (10)		
55mm		22mm	122-151 N·m	423-855 (10)		
60mm		22mm	122-151 N·m	423-860 (10)		
65mm		22mm	122-151 N·m	423-865 (10)		
70mm		22mm	122-151 N·m	423-870 (10)		
80mm		22mm	122-151 N·m	423-880 (10)		
90mm		22mm	122-151 N·m	423-890 (10)		
100mm		22mm	122-151 N·m	423-892 (10)		
110mm		22mm	122-151 N·m	423-895 (10)		
120mm		22mm	122-151 N·m	423-898 (10)		
M16-2.0		55mm	24mm	195-327 N·m	423-755 (10)	
	60mm	24mm	195-327 N·m	423-760 (10)		
	65mm	24mm	195-327 N·m	423-765 (10)		
	70mm	24mm	195-327 N·m	423-770 (10)		
	90mm	24mm	195-327 N·m	423-790 (10)		
	100mm	24mm	195-327 N·m	423-792 (10)		
	120mm	24mm	195-327 N·m	423-796 (10)		

6

Hex Head Cap Screws, DIN, Class 8.8

*NEW!



Hex Head Cap Screws, DIN, Class 10.9

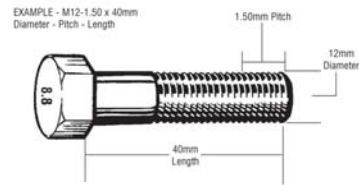
6

Hex Head Cap Screws, DIN, Class 10.9

Thread Size	Length	Head Size	Torque	Standard Pack (Qty.)	
M6-1.0	30mm	10mm	10-20 N-m	460-230 (25)	
	35mm	10mm	10-20 N-m	460-235 (25)	
	40mm	10mm	10-20 N-m	460-240 (25)	
	50mm	10mm	10-20 N-m	460-250 (10)	
	60mm	10mm	10-20 N-m	460-260 (10)	
	70mm	10mm	10-20 N-m	460-270 (10)	
	80mm	10mm	10-20 N-m	460-280 (10)	
	M8-1.0	20mm	13mm	35-50 N-m	461-420 (15)
25mm		13mm	35-50 N-m	461-425 (15)	
30mm		13mm	35-50 N-m	461-430 (15)	
35mm		13mm	35-50 N-m	461-435 (15)	
40mm		13mm	35-50 N-m	461-440 (15)	
50mm		13mm	35-50 N-m	461-450 (10)	
60mm		13mm	35-50 N-m	461-460 (10)	
70mm		13mm	35-50 N-m	461-470 (10)	
M8-1.25	16mm	13mm	35-50 N-m	460-416 (25)	
	20mm	13mm	35-50 N-m	460-420 (25)	
	25mm	13mm	35-50 N-m	460-425 (25)	
	30mm	13mm	35-50 N-m	460-430 (25)	
	35mm	13mm	35-50 N-m	460-435 (25)	
	40mm	13mm	35-50 N-m	460-440 (25)	
	50mm	13mm	35-50 N-m	460-450 (10)	
	60mm	13mm	35-50 N-m	460-460 (10)	
	70mm	13mm	35-50 N-m	460-470 (10)	
	75mm	13mm	35-50 N-m	460-475 (10)	
	80mm	13mm	35-50 N-m	460-480 (10)	
	90mm	13mm	35-50 N-m	460-490 (10)	
	110mm	13mm	35-50 N-m	460-495 (10)	
	120mm	13mm	35-50 N-m	460-497 (10)	
	130mm	13mm	35-50 N-m	460-498 (10)	
M10-1.25	40mm	17mm	65-80 N-m	461-541 (15)	
	50mm	17mm	65-80 N-m	461-551 (15)	
	60mm	17mm	65-80 N-m	461-560 (15)	
	70mm	17mm	65-80 N-m	461-570 (15)	
	80mm	17mm	65-80 N-m	461-580 (15)	
	90mm	17mm	65-80 N-m	461-590 (10)	
	100mm	17mm	65-80 N-m	461-592 (10)	
	M10-1.50	30mm	17mm	65-80 N-m	460-530 (25)
		35mm	17mm	65-80 N-m	460-535 (25)
		40mm	17mm	65-80 N-m	460-540 (25)
45mm		17mm	65-80 N-m	460-545 (10)	
50mm		17mm	65-80 N-m	460-550 (10)	
60mm		17mm	65-80 N-m	460-560 (10)	
70mm		17mm	65-80 N-m	460-570 (10)	

Thread Size	Length	Head Size	Torque	Standard Pack (Qty.)
M10-1.50	75mm	17mm	65-80 N-m	460-575 (10)
	80mm	17mm	65-80 N-m	460-580 (10)
	90mm	17mm	65-80 N-m	460-590 (10)
	100mm	17mm	65-80 N-m	460-592 (10)
	113mm	17mm	65-80 N-m	460-595 (10)
	120mm	17mm	65-80 N-m	460-597 (10)
M12-1.25	25mm	18mm	110-130 N-m	461-625 (15)
	35mm	18mm	110-130 N-m	461-635 (15)
	50mm	18mm	110-130 N-m	461-650 (15)
	70mm	18mm	110-130 N-m	461-670 (15)
	80mm	18mm	110-130 N-m	461-680 (15)
	90mm	18mm	110-130 N-m	461-690 (10)
M12-1.50	30mm	18mm	110-130 N-m	461-630 (15)
	40mm	18mm	110-130 N-m	461-640 (15)
	50mm	18mm	110-130 N-m	461-651 (15)
	60mm	18mm	110-130 N-m	461-660 (15)
	70mm	18mm	110-130 N-m	461-671 (15)
M12-1.75	30mm	18mm	110-130 N-m	460-630 (25)
	35mm	18mm	110-130 N-m	460-635 (25)
	40mm	18mm	110-130 N-m	460-640 (25)
	50mm	18mm	110-130 N-m	460-650 (10)
	60mm	18mm	110-130 N-m	460-660 (10)
	70mm	18mm	110-130 N-m	460-670 (10)
	75mm	18mm	110-130 N-m	460-675 (10)
	80mm	18mm	110-130 N-m	460-680 (10)
	90mm	18mm	110-130 N-m	460-690 (10)
	100mm	18mm	110-130 N-m	460-692 (10)
	110mm	18mm	110-130 N-m	460-695 (10)
	120mm	18mm	110-130 N-m	460-697 (10)
M14-2.0	30mm	22mm	175-208 N-m	460-830 (10)
	35mm	22mm	175-208 N-m	460-835 (10)
	40mm	22mm	175-208 N-m	460-840 (10)
	50mm	22mm	175-208 N-m	460-850 (5)
	55mm	22mm	175-208 N-m	460-855 (5)
	60mm	22mm	175-208 N-m	460-860 (5)
	70mm	22mm	175-208 N-m	460-870 (5)
	80mm	22mm	175-208 N-m	460-880 (5)
	90mm	22mm	175-208 N-m	460-890 (5)
	92mm	22mm	175-208 N-m	460-892 (5)
	110mm	22mm	175-208 N-m	460-895 (5)
M16-2.0	60mm	24mm	290-310 N-m	460-760 (5)
	70mm	24mm	290-310 N-m	460-770 (5)
	90mm	24mm	290-310 N-m	460-790 (5)

Hex Head Cap Screws, JIS Class 8.8



Thread Size	Length	Head Size	Torque	Standard Pack (Qty.)
M8-1.25	16mm	12mm	23-38 N-m	429-416 (10)
	20mm	12mm	23-38 N-m	429-420 (10)
	25mm	12mm	23-38 N-m	429-425 (10)
M10-1.25	20mm	14mm	47-80 N-m	429-520 (10)
	25mm	14mm	47-80 N-m	429-525 (10)
	30mm	14mm	47-80 N-m	429-530 (10)
	35mm	14mm	47-80 N-m	429-535 (10)
	40mm	14mm	47-80 N-m	429-540 (10)
	50mm	14mm	47-80 N-m	429-550 (10)

Thread Size	Length	Head Size	Torque	Standard Pack (Qty.)
M10-1.25	60mm	14mm	47-80 N-m	429-560 (10)
	70mm	14mm	47-80 N-m	429-570 (10)
M12-1.25	20mm	17mm	40-67 N-m	429-620 (10)
	25mm	17mm	40-67 N-m	429-625 (10)

Hex Flanged Head Cap Screws, JIS Class 10.9



Thread Size	Length	Hex Size	Torque	Standard Pack (Qty.)
M6-1.0	12mm	10mm	10-20 N-m	459-212 (10)
	16mm	10mm	10-20 N-m	459-216 (10)
	20mm	10mm	10-20 N-m	459-220 (10)
	25mm	10mm	10-20 N-m	459-225 (10)
	30mm	10mm	10-20 N-m	459-230 (10)
	35mm	10mm	10-20 N-m	459-235 (10)
	40mm	10mm	10-20 N-m	459-240 (10)

Thread Size	Length	Hex Size	Torque	Standard Pack (Qty.)
M8-1.25	12mm	12mm	35-50 N-m	459-412 (10)
	16mm	12mm	35-50 N-m	459-416 (10)
	20mm	12mm	35-50 N-m	459-420 (10)
	25mm	12mm	35-50 N-m	459-425 (10)
	30mm	12mm	35-50 N-m	459-430 (10)
	35mm	12mm	35-50 N-m	459-435 (10)
	40mm	12mm	35-50 N-m	459-440 (10)

(Continued on next page)

Hex Flanged Head Cap Screws, JIS Class 10.9



Thread Size	Length	Hex Size	Torque	Standard Pack (Qty.)
M8-1.25	70mm	12mm	35-50 N-m	459-470 (10)
M10-1.25	16mm	14mm	65-80 N-m	459-516 (10)
	20mm	14mm	65-80 N-m	459-520 (10)
	25mm	14mm	65-80 N-m	459-525 (10)
	30mm	14mm	65-80 N-m	459-530 (10)
	35mm	14mm	65-80 N-m	459-535 (10)
	40mm	14mm	65-80 N-m	459-540 (10)

Thread Size	Length	Hex Size	Torque	Standard Pack (Qty.)
M10-1.25	50mm	14mm	65-80 N-m	459-550 (10)
	60mm	14mm	65-80 N-m	459-560 (10)
	70mm	14mm	65-80 N-m	459-570 (10)
M10-1.50	20mm	15mm	55-65 N-m	459-620 (10)
	30mm	15mm	55-65 N-m	459-630 (10)
	40mm	15mm	55-65 N-m	459-640 (10)

Socket Head Cap Screws, Class 12.9



Thread Size	Length	Hex Key Size	Standard Pack (Qty.)	Dealer Pak (Qty.)
M4-0.7	10mm	2.5mm	442-010 (25)	
M5-0.8	16mm	3mm	442-116 (25)	880-116 (12)
	12mm	3mm	442-112 (25)	880-112 (12)
	20mm	3mm	442-120 (25)	
	25mm	3mm	442-125 (25)	
M6-1.0	12mm	4mm	442-212 (25)	880-212 (12)
	30mm	4mm	442-230 (25)	880-230 (9)
	40mm	4mm	442-240 (25)	880-240 (8)
	20mm	4mm	442-220 (25)	880-220 (10)
	25mm	4mm	442-225 (25)	880-225 (9)
	45mm	4mm	442-245 (10)	880-245 (7)
	50mm	4mm	442-250 (10)	880-250 (7)
M8-1.25	16mm	5mm	442-416 (25)	880-416 (9)
	30mm	5mm	442-430 (25)	880-430 (7)
	40mm	5mm	442-440 (25)	880-440 (7)
	45mm	5mm	442-445 (10)	880-445 (6)
	20mm	5mm	442-420 (25)	880-420 (7)
	25mm	5mm	442-425 (25)	880-425 (7)

Thread Size	Length	Hex Key Size	Standard Pack (Qty.)	Dealer Pak (Qty.)
M8-1.25	50mm	5mm	442-450 (10)	880-450 (6)
	35mm	5mm	442-435 (25)	
M10-1.50	20mm	6mm	442-520 (25)	880-530 (4)
	25mm	6mm	442-525 (25)	
	30mm	6mm	442-530 (25)	
	35mm	6mm	442-535 (25)	
	40mm	6mm	442-540 (25)	
	50mm	6mm	442-550 (10)	880-540 (4)
M12-1.75	25mm	8mm	442-625 (10)	880-630 (4)
	30mm	8mm	442-630 (10)	
	40mm	8mm	442-640 (10)	
	50mm	8mm	442-650 (10)	
M16-2.0	40mm	10mm	442-740 (10)	880-640 (3)
	50mm	10mm	442-750 (10)	
	60mm	10mm	442-760 (10)	
	70mm	10mm	442-770 (10)	
	80mm	10mm	442-780 (10)	

6

Hex Nuts Metric, Class 8

Socket Set Screws, Class 12.9



Thread Size	Length	Hex Key Size	Standard Pack (Qty.)
M6-1.0	8mm	3mm	444-208 (25)
	10mm	3mm	444-210 (25)
	20mm	3mm	444-220 (25)
M8-1.25	8mm	4mm	444-408 (25)
	10mm	4mm	444-410 (25)

Thread Size	Length	Hex Key Size	Standard Pack (Qty.)
M8-1.25	12mm	4mm	444-412 (10)
M10-1.50	10mm	6mm	444-510 (25)
	12mm	5mm	444-512 (25)
	20mm	5mm	444-520 (25)
	25mm	5mm	444-525 (25)

Metric Machine Screws



Thread Size	Length	Head Description	Standard Pack (Qty.)	Dealer Pak (Qty.)
M4-0.7	5mm	Pan Slotted Head	447-105 (25)	
	6mm	Pan Slotted Head	447-106 (25)	
	10mm	Pan Slotted Head	447-110 (25)	
	16mm	Pan Slotted Head	447-116 (25)	
M5-0.8	16mm	Oval Slotted Head		881-453 (35)

Thread Size	Length	Head Description	Standard Pack (Qty.)	Dealer Pak (Qty.)
M6-1.0	10mm	Fillister Slotted Head	449-310 (25)	881-361 (20)
	10mm	Oval Slotted Head		881-461 (30)
	10mm	Pan Slotted Head	447-310 (25)	881-261 (16)
	12mm	Pan Slotted Head	447-312 (25)	881-262 (16)
	16mm	Fillister Slotted Head	449-316 (25)	881-363 (18)
	16mm	Pan Slotted Head	447-316 (25)	881-263 (16)
	16mm	Pan Slotted Head	447-316 (25)	881-263 (16)

Hex Nuts Metric, Class 8



* NEW!

Thread Size	Thread Type	Hex Size	Height	Series	Standard Pack (Qty.)	Dealer Pak (Qty.)
M3-0.5	Coarse	5.5mm	2.4mm	DIN	430-003 (25)	
M4-0.7	Coarse	7mm	3.2mm	DIN	430-004 (25)	878-004 (110)
M5-0.8	Coarse	8mm	4mm	DIN	430-005 (25)	878-005 (90)
M6-1.0	Coarse	10mm	5mm	DIN	430-006 (25)	878-006 (70)
M7-1.0	Coarse	11mm	5.5mm	DIN	430-007 (25)	878-007 (55)
M8-1.0	Fine	13mm	6.5mm	DIN	431-008 (25)	878-108 (25)
M8-1.25	Coarse	12mm	6.5mm	JIS	431-208 (25)	878-608 (26)
M8-1.25	Coarse	13mm	6.5mm	DIN	430-008 (25)	878-008 (40)
M10-1.0	Extra Fine	17mm	8mm	DIN	431-010 (25)	878-110 (16)

Thread Size	Thread Type	Hex Size	Height	Series	Standard Pack (Qty.)	Dealer Pak (Qty.)
M10-1.25	Fine	14mm	8mm	JIS	431-210 (25)	878-610 (16)
M10-1.25	Fine	17mm	8mm	DIN	431-110 (25)	878-210 (16)
M10-1.50	Coarse	17mm	8mm	DIN	430-010 (25)	878-010 (25)
M12-1.25	Extra Fine	17mm	10mm	JIS	431-212 (25)	878-612 (14)
M12-1.25	Extra Fine	19mm	10mm	DIN	431-012 (25)	878-112 (11)
M12-1.50	Fine	19mm	10mm	DIN	431-112 (25)	878-212 (11)
M12-1.75	Coarse	19mm	10mm	DIN	430-012 (25)	878-012 (16)
M14-1.50	Fine	22mm	11mm	DIN	430-013 (25)*	
M14-2.0	Coarse	22mm	11mm	DIN	430-014 (25)	
M16-2.0	Coarse	24mm	13mm	DIN	430-016 (25)	

Hex Nuts Metric, Class 10

Thread Size	Thread Type	Hex Size	Height	Standard Pack (Qty.)
M6-1.0	Coarse	10mm	5mm	430-306 (25)
M8-1.0	Fine	13mm	6.5mm	431-308 (25)
M8-1.25	Coarse	13mm	6.5mm	430-308 (25)
M10-1.0	Extra Fine	17mm	8mm	431-310 (25)
M10-1.25	Fine	17mm	8mm	431-410 (25)
M10-1.50	Coarse	17mm	8mm	430-310 (25)

Thread Size	Thread Type	Hex Size	Height	Standard Pack (Qty.)
M12-1.25	Extra Fine	19mm	10mm	431-312 (25)
M12-1.50	Fine	19mm	10mm	431-412 (25)
M12-1.75	Coarse	17mm	10mm	430-312 (25)
M14-2.0	Coarse	22mm	11mm	430-314 (25)
M16-2.0	Coarse	24mm	13mm	430-316 (25)

Prevailing Torque Flanged Hex Nuts, Class 10

Thread Size	Hex Size	Height	Flange Diameter	Standard Pack (Qty.)
M8-1.25	13mm	8.5mm	17mm	432-308 (20)
M12-1.25	18mm	13mm	25mm	433-512 (20)
M12-1.75	18mm	13mm	25mm	432-312 (20)

Thread Size	Hex Size	Height	Flange Diameter	Standard Pack (Qty.)
M14-2.0	21mm	17mm	30mm	432-314 (10)
M16-2.0	24mm	18mm	33mm	432-316 (10)

Hex Lock Nuts with Nylon Insert, Class 8

Thread Size	Thread Type	Hex Size	Height	Standard Pack (Qty.)	Dealer Pak (Qty.)
M4-0.7	Coarse	4mm	7mm	432-004 (25)	878-304 (30)
M5-0.8	Coarse	5mm	8mm	432-005 (25)	878-305 (30)
M6-1.0	Coarse	6mm	10mm	432-006 (25)	878-306 (20)
M7-1.0	Coarse	7mm	12mm	432-007 (25)	878-307 (18)
M8-1.0	Fine	8mm	13mm	433-008 (25)	878-408 (8)
M8-1.25	Coarse	8mm	13mm	432-008 (25)	878-308 (16)
M10-1.0	Extra Fine	10mm	17mm	433-110 (25)	878-510 (6)
M10-1.25	Fine	10mm	17mm	433-010 (25)	878-410 (6)

Thread Size	Thread Type	Hex Size	Height	Standard Pack (Qty.)	Dealer Pak (Qty.)
M10-1.50	Coarse	10mm	17mm	432-010 (25)	878-310 (12)
M12-1.25	Extra Fine	12mm	19mm	433-012 (25)	878-412 (4)
M12-1.50	Fine	12mm	19mm	433-112 (25)	878-512 (8)
M12-1.75	Coarse	12mm	19mm	432-012 (25)	878-312 (8)
M14-1.50	Fine	14mm	22mm	433-014 (10)	
M16-1.50	Fine	16mm	24mm	433-016 (10)	878-416 (2)
M16-2.0	Coarse	16mm	24mm	432-016 (10)	

Prevailing Torque Lock Nuts, Class 8

Thread Size	Hex Size	Standard Pack (Qty.)
M8-1.25	13mm	432-108 (20)
M10-1.25	15mm	433-310 (20)
M10-1.50	17mm	432-310 (20)

Thread Size	Hex Size	Standard Pack (Qty.)
M14-1.50	22mm	433-114 (20)
M14-2.0	22mm	432-114 (20)
M16-2.0	24mm	432-116 (20)

Metric Wing Nuts

Thread Size	Description	Standard Pack (Qty.)	Dealer Pak (Qty.)
M6-1.0	Zinc	434-006 (25)	878-506 (6)

Thread Size	Description	Standard Pack (Qty.)	Dealer Pak (Qty.)
M8-1.25	Zinc	434-008 (25)	878-508 (6)

Hex Nuts - Free-Spinning Washered, Class 8

Thread Size	Standard Pack (Qty.)
M6-1.0	700-269 (25)
M8-1.25	700-272 (15)
M10-1.50	434-309 (20)

Hex Flange Nuts, Metric



Thread Size	Type	Height	Flange Dia.	Series	Standard Pack (Qty.)	Dealer Pak (Qty.)
M6-1.0	Coarse	6mm	14mm	DIN	434-606 (20)	878-706 (23)
	Coarse	6mm	14mm	JIS	431-706 (25)	
M8-1.25	Coarse	7.5mm	17mm	JIS	431-708 (25)	878-708 (16)

Thread Size	Type	Height	Flange Dia.	Series	Standard Pack (Qty.)	Dealer Pak (Qty.)
M10-1.25	Fine	9mm	22mm	JIS	431-710 (25)	878-710 (10)
M10-1.50	Coarse	9.5mm	22mm	DIN	434-610 (20)	
M14-2.0	Coarse	13.5mm	30mm	DIN	434-614 (20)	

Hex Nuts - Metric Machine Screw, Class 5



Thread Size	Standard Pack (Qty.)	Dealer Pak (Qty.)
M4-0.7	458-004 (25)	
M5-0.8	458-005 (25)	881-905 (60)
M6-1.0	458-006 (25)	881-906 (35)

Hex Nuts - Stud (Brass & Steel)



Thread Size	Height	Hex Size	Material	Standard Pack (Qty.)	Dealer Pak (Qty.)
M6-1.0	6.85mm	9mm	Copper Plated	680-364 (10)	
M8-1.25	6mm	13mm	Brass	680-152 (25)	
			Copper Plated	680-365 (10)	
M10-1.25	10.35mm	14mm	Copper Plated	680-367 (10)	

Thread Size	Height	Hex Size	Material	Standard Pack (Qty.)	Dealer Pak (Qty.)
M10-1.25	8mm	17mm	Brass	680-154 (25)	849-154 (6)
M10-1.50	8mm	14mm	Brass	680-155 (25)	849-155 (6)
		14mm	Copper Plated	680-366 (10)	

Split Lock Washers, Class 8



Size	Standard Pack (Qty.)	Dealer Pak (Qty.)
M4	435-004 (25)	879-004 (150)
M5	435-005 (25)	879-005 (125)
M6	435-006 (25)	879-006 (95)
M7	435-007 (25)	879-007 (80)
M8	435-008 (25)	879-008 (65)

Size	Standard Pack (Qty.)	Dealer Pak (Qty.)
M10	435-010 (25)	879-010 (50)
M12	435-012 (25)	879-012 (40)
M14	435-014 (25)	879-014 (24)
	435-314 (100)	
M16	435-016 (25)	

Split Lock Washers, Class 10



Size	Standard Pack (Qty.)
M6	435-306 (100)
M7	435-307 (100)
M8	435-308 (100)

Size	Standard Pack (Qty.)
M10	435-310 (100)
M12	435-312 (100)
M16	435-316 (100)

Wave Lock Washers



Size	Standard Pack (Qty.)	Dealer Pak (Qty.)
M4	436-004 (25)	879-104 (125)
M5	436-005 (25)	879-105 (110)
M6	436-006 (25)	879-106 (85)
M7	436-007 (25)	879-107 (75)
M8	436-008 (25)	879-108 (50)

Size	Standard Pack (Qty.)	Dealer Pak (Qty.)
M10	436-010 (25)	879-110 (30)
M12	436-012 (25)	879-112 (25)
M14	436-014 (25)	
M16	436-016 (25)	

Flat Washers, Class 8

Size	Standard Pack (Qty.)	Dealer Pak (Qty.)
M3	437-003 (25)	
M4	437-004 (25)	879-204 (150)
M5	437-005 (25)	879-205 (125)
M6	437-006 (25)	879-206 (100)
M7	437-007 (25)	879-207 (85)

Size	Standard Pack (Qty.)	Dealer Pak (Qty.)
M8	437-008 (25)	879-208 (70)
M10	437-010 (25)	879-210 (50)
M12	437-012 (25)	879-212 (30)
M14	437-014 (25)	
M16	437-016 (25)	

6 Flat Washers, Class 10

Size	Standard Pack (Qty.)
M6	437-306 (50)
M7	437-307 (50)
M8	437-308 (50)
M10	437-310 (50)

Size	Standard Pack (Qty.)
M12	437-312 (50)
M14	437-314 (50)
M16	437-316 (50)

Flat Washers, Class 8

Thread Checker

Part # 415-103

- Thread Checker: For easy and convenient nut & bolt thread measurement. Coarse & Fine threads.
- Standard #6 thru 1/2".
- Metric M4 thru M12.
- Individually paired male and female thread checkers strung together on a durable chain.
- Cable flexibility allows usage in hard-to-reach places.
- Color coded: Black for Metric and Silver for Standard.
- Large loop for easy attachment.




















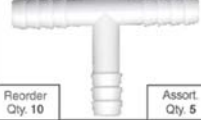





Section 7

Part # 030-496

VACUUM TEES & CONNECTORS TECH TRAY


SECTION
7

• 23 SKUs, 115 pieces • Tray measures 13-1/8"W x 2-5/16"H x 9"D

493-025 Connector 1/8" x 1/8"  Reorder Qty. 10 Assort. Qty. 5	493-043 Connector 1/4" x 3/16"  Reorder Qty. 10 Assort. Qty. 5	493-046 Connector 3/8" x 3/8"  Reorder Qty. 10 Assort. Qty. 5	493-058 Tee 1/8" x 1/8" x 1/4"  Reorder Qty. 10 Assort. Qty. 5	493-016 Tee 3/16" x 3/16" x 1/8"  Reorder Qty. 10 Assort. Qty. 5	493-010 Tee, 7/32" x 7/32" x 7/32"  Reorder Qty. 10 Assort. Qty. 5
493-060 Connector 1/8" x 3/16"  Reorder Qty. 10 Assort. Qty. 5	493-006 Connector 1/4" x 1/4"  Reorder Qty. 10 Assort. Qty. 5	493-007 Tee 7/64" x 7/64" x 7/64"  Reorder Qty. 10 Assort. Qty. 5	493-014 Tee 1/8" x 3/16" x 1/8"  Reorder Qty. 10 Assort. Qty. 5	493-050 Tee 3/16" x 3/16" x 3/16"  Reorder Qty. 10 Assort. Qty. 5	493-054 Tee, 1/4" x 1/4" x 1/4"  Reorder Qty. 10 Assort. Qty. 5
493-057 Connector 1/8" x 1/4"  Reorder Qty. 10 Assort. Qty. 5	493-045 Connector 5/16" x 5/16"  Reorder Qty. 10 Assort. Qty. 5	493-052 Tee 1/8" x 1/8" x 1/8"  Reorder Qty. 10 Assort. Qty. 5	493-047 Tee, 1/8" x 1/4" x 1/4"  Reorder Qty. 10 Assort. Qty. 5	493-051 Tee, 3/16" x 3/16" x 1/4"  Reorder Qty. 10 Assort. Qty. 5	493-013 Tee, 5/16" x 5/16" x 5/16"  Reorder Qty. 10 Assort. Qty. 5
493-026 Connector 3/16" x 3/16"  Reorder Qty. 10 Assort. Qty. 5	493-044 Connector 3/8" x 1/4"  Reorder Qty. 10 Assort. Qty. 5	493-053 Tee 1/8" x 1/8" x 3/16"  Reorder Qty. 10 Assort. Qty. 5	493-009 Tee 5/32" x 5/32" x 5/32"  Reorder Qty. 10 Assort. Qty. 5	493-017 Tee 3/16" x 1/4" x 3/16"  Reorder Qty. 10 Assort. Qty. 5	

7

Tech Trays and Value Packs




Part # 799-350 Vacuum Caps Value Pack

SECTION
7

- 6 SKUs, 30 pieces
- Tray measures 4-1/2" x 5-1/2" x 2-1/2"

Vacuum Caps: (5) 3/16" • (5) 7/32" • (5) 1/4" • (5) 5/16" • (5) 3/8" • (5) 5/32"



Part # 799-355 Vacuum Connectors Value Pack

SECTION
7

- 8 SKUs, 65 pieces
- Tray measures 4-1/2" x 5-1/2" x 2-1/2"

Tee Connectors: (5) 5/32" • (5) 3/16"
Y Connectors: (5) 3/16"

Straight Connectors: (10) 1/8" • (10) 3/16" • (10) 1/4" • (10) 1/4" x 1/8" • (10) 1/4" x 3/16"



Compression Fittings



90° Elbow



90° Female Elbow



Female Elbow Tee



Full Union



Nut



Sleeve



Union



Union Tee

7

Compression Fittings

Type	Tube Size (OD)	Standard Pack (Qty.)	Everbrass (Qty.)
90° Elbow	3/16"		65B (1)
	1/4"		65C (1)
	5/16"		65D (1)
	3/8"		65E (1)
90° Female Elbow	3/16"		70B (1)
Female Elbow Tee	1/8"		64A (1)
	3/16"		71B (1)
Full Union	3/16"		262B (1)
	5/16"		262D (1)
	5/8"		62G (1)
	3/4"		62H (1)
Nut	1/8"	490-010 (25)	61A (1)
	3/16"	490-011 (25)	61B (1)
	1/4"	490-012 (25)	61C (1)
	5/16"	490-013 (25)	61D (1)
	3/8"	490-014 (25)	61E (1)
	1/2"	490-015 (10)	61F (1)
	5/8"		61G (1)

Type	Tube Size (OD)	Standard Pack (Qty.)	Everbrass (Qty.)
Nut	3/4"		61H (1)
Sleeve	1/8"	490-001 (50)	60A (1)
	3/16"	490-002 (50)	60B (1)
	1/4"	490-003 (50)	60C (1)
	5/16"	490-004 (50)	60D (1)
	3/8"	490-005 (50)	60E (1)
	1/2"	490-007 (25)	60F (1)
	5/8"	490-008 (10)	60G (1)
	3/4"		60H (1)
Union	1/8"	490-021 (5)	62A (1)
	3/16"	490-022 (10)	62B (1)
	1/4"	490-023 (10)	62C (1)
	5/16"	490-024 (10)	62D (1)
	3/8"	490-025 (10)	62E (1)
	1/2"	490-026 (5)	62F (1)
Union Tee	3/16"	490-027 (5)	64B (1)
	1/4"	490-028 (5)	64C (1)
	5/16"	490-029 (5)	64D (1)
	3/8"	490-030 (5)	64E (1)

Pipe to Compression Fittings



Connector - Female



Connector - Male



Elbow - 90° Male



Male Branch Tee

Type	Tube Size (OD)	Pipe Size	Standard Pack (Qty.)	Everbrass (Qty.)
Connector - Female - FNPT	1/8"	1/8"	490-044 (5)	66A (1)
	3/16"	1/8"	490-045 (5)	66B (1)
	3/16"	1/4"		66BB (1)
	1/4"	1/8"	490-046 (5)	66C (1)
	1/4"	1/4"		66CC (1)
	5/16"	1/8"	490-047 (5)	66D (1)
	5/16"	1/4"		66DD (1)
	3/8"	1/8"		66EE (1)
	3/8"	1/4"	490-048 (5)	66E (1)
	1/2"	3/8"		66F (1)
Connector - Male - MNPT	1/8"	1/8"	490-031 (10)	68A (1)
	3/16"	1/8"	490-032 (10)	68B (1)
	1/4"	1/4"		68BB (1)
	1/4"	1/8"	490-033 (10)	68C (1)
	1/4"	1/4"	490-034 (10)	68CC (1)
	5/16"	1/4"	490-035 (10)	68D (1)
	5/16"	1/4"	490-036 (10)	68DD (1)
	3/8"	1/8"	490-037 (10)	68E (1)
	3/8"	1/4"	490-038 (10)	68EE (1)

Type	Tube Size (OD)	Pipe Size	Standard Pack (Qty.)	Everbrass (Qty.)
Connector - Male - MNPT	3/8"	3/8"	490-039 (5)	68EEE (1)
	3/8"	1/2"		68EEEE (1)
	1/2"	3/8"	490-040 (5)	68F (1)
	1/2"	1/2"		68FF (1)
	5/8"	1/2"		68G (1)
Elbow - 90° Male - MNPT	1/8"	1/8"	490-050 (10)	69A (1)
	3/16"	1/8"	490-051 (10)	69B (1)
	1/4"	1/8"	490-052 (10)	69C (1)
	1/4"	1/4"	490-053 (10)	69CC (1)
	5/16"	1/8"	490-054 (10)	69D (1)
	5/16"	1/4"		69DD (1)
	3/8"	1/8"	490-058 (10)	69E (1)
	3/8"	1/4"		69EE (1)
	3/8"	3/8"		69EEE (1)
	1/2"	3/8"		69F (1)
	1/2"	1/2"		69FF (1)
	5/8"	1/2"		69G (1)
Male Branch Tee - MNPT	1/4"	1/8"	490-060 (5)	72C (1)
	3/8"	1/4"	490-062 (5)	72E (1)

Double Compression Fittings



Elbow



Male Connector



Threaded Sleeve Nut



Union

Type	Tube Size (OD)	Pipe Size	Standard Pack (Qty.)	Everbrass (Qty.)
Elbow	1/8"	1/8"		15A (1)
	3/16"	1/8"		15B (1)
	1/4"	1/8"		15C (1)
	5/16"	1/8"		15D (1)
Male Connector	1/8"	1/8" MNPT	490-258 (10)	12A (1)
	3/16"	1/8" MNPT	490-259 (10)	12B (1)
	1/4"	1/8" MNPT	490-261 (10)	12C (1)
	5/16"	1/8" MNPT	490-262 (10)	12D (1)

Type	Tube Size (OD)	Pipe Size	Standard Pack (Qty.)	Everbrass (Qty.)
Male Connector	3/8"	1/4" MNPT	490-263 (10)	12E (1)
Threaded Sleeve Nut	1/8"	N/A	490-250 (10)	11A (1)
	3/16"	N/A	490-251 (10)	11B (1)
	1/4"	N/A	490-252 (10)	11C (1)
	5/16"	N/A		11D (1)
Union	1/8"	1/4"		17C (1)

7

Pipe Fittings



Adapter



Bushing



Coupling



Coupling - Reducing



Cross



Elbow - 45° Street



Elbow - 90° Female



Elbow - 90° Street



End Cap



Nipple - 1-1/2"



Nipple - 2"



Nipple - Close



Nipple - Hex



Nipple - Long



Nipple - Reducing



Pipe Plug - Hex Head



Pipe Plug - Square Head (Brass)



Pipe Plug - Countersunk Hex Head



Pipe Plug - Slotted



Pipe Plug - Square Head (Steel)



Tee - Female



Tee - Male Branch



Tee - Street

Type	Thread Size	Thread Size	Standard Pack (Qty.)	Everbrass (Qty.)	
Adapter	1/8" FNPT	1/8" MNPT	490-080 (10)	E120A (1)	
	1/4" FNPT	1/8" MNPT	490-081 (10)	120CC (1)	
	1/4" FNPT	1/4" MNPT	490-082 (5)	E120C (1)	
	3/8" FNPT	3/8" MNPT		E120E (1)	
	3/8" FNPT	1/4" MNPT	490-083 (5)	120EE (1)	
	1/2" FNPT	3/8" MNPT		E120F (1)	
	1/2" FNPT	3/8" MNPT	490-084 (5)	120FF (1)	
	Bushing	1/8" FNPT	1/4" MNPT	490-090 (10)	110C (1)
		1/8" FNPT	3/8" MNPT	490-091 (10)	110E (1)

Type	Thread Size	Thread Size	Standard Pack (Qty.)	Everbrass (Qty.)
Bushing	1/8" FNPT	1/2" MNPT	490-092 (10)	110FA (1)
	1/4" FNPT	3/8" MNPT	490-093 (10)	110EE (1)
	1/4" FNPT	1/2" MNPT	490-094 (10)	110FF (1)
	3/8" FNPT	1/2" MNPT	490-095 (10)	110F (1)
	3/4" FNPT	3/8" MNPT		110H (1)
	3/4" FNPT	1/2" MNPT		110HH (1)
	Coupling	1/8" FNPT	N/A	490-120 (10)
1/4" FNPT		N/A	490-121 (10)	103C (1)
3/8" FNPT		N/A	490-122 (10)	103E (1)

Pipe Fittings

Pipe Fittings

Type	Thread Size	Thread Size	Standard Pack (Qty.)	Everbrass (Qty.)
Coupling	1/2" FNPT	N/A	490-123 (5)	103F (1)
Coupling - Reducing	1/8" FNPT	1/4" FNPT	490-190 (10)	10A (1)
	1/4" FNPT	3/8" FNPT	490-191 (5)	10C (1)
	3/8" FNPT	1/8" FNPT		10CC (1)
	3/8" FNPT	1/2" FNPT		10E (1)
Cross	1/8"			102A (1)
	1/4"			102C (1)
Elbow - 45° Street	1/8" FNPT	1/8" MNPT	490-116 (5)	124A (1)
	1/4" FNPT	1/4" MNPT	490-117 (5)	124C (1)
	3/8" FNPT	3/8" MNPT	490-118 (5)	124E (1)
	1/2" FNPT	3/8" MNPT		124F (1)
Elbow - 90° Female	1/8" FNPT	N/A	490-100 (10)	100A (1)
	1/4" FNPT	N/A	490-101 (10)	100C (1)
	3/8" FNPT	N/A	490-102 (5)	100E (1)
Elbow - 90° Street	1/8" FNPT	1/8" MNPT	490-110 (10)	116A (1)
	1/4" FNPT	1/8" MNPT		116CC (1)
	1/4" FNPT	1/4" MNPT	490-111 (10)	116C (1)
	3/8" FNPT	3/8" MNPT	490-112 (5)	116E (1)
	1/2" FNPT	1/2" MNPT	490-113 (5)	116F (1)
				116G (1)
End Cap	1/8"	N/A		108A (1)
	1/4"	N/A		108C (1)
	3/8"	N/A		108E (1)
	1/2"	N/A		108F (1)
				108G (1)
Nipple - 1-1/2"	N/A	1/8" MNPT	490-140 (10)	113A1 (1)
	N/A	1/4" MNPT	490-141 (5)	113C1 (1)
	N/A	3/8" MNPT	490-142 (5)	
Nipple - 2"	N/A	1/8" MNPT	490-150 (10)	113A2 (1)
	N/A	1/4" MNPT	490-151 (5)	113C2 (1)
	N/A	3/8" MNPT	490-152 (5)	
Nipple - Close	N/A	1/8" MNPT	490-130 (10)	112A (1)
	N/A	1/4" MNPT	490-131 (10)	112C (1)
	N/A	3/8" MNPT	490-132 (10)	112E (1)
	N/A	1/2" MNPT	490-133 (5)	112F (1)
				112G (1)
Nipple - Hex	1/8" MNPT	1/8" MNPT	490-124 (10)	E122A (1)
	1/4" MNPT	1/8" MNPT	490-126 (5)	
	1/4" MNPT	1/4" MNPT	490-125 (10)	E122C (1)

Type	Thread Size	Thread Size	Standard Pack (Qty.)	Everbrass (Qty.)
Nipple - Hex	3/8" MNPT	3/8" MNPT	490-127 (5)	E122E (1)
	1/2" MNPT	1/2" MNPT		E122F (1)
Nipple - Long	1/8"	2-1/2"		113A3 (1)
	3/8" MNPT	2" Length		113E2 (1)
Nipple - Reducing	1/4"	1/8"		123C (1)
	3/8"	1/8"		123EE (1)
	3/8"	1/4"		123E (1)
	1/2"	3/8"		123F (1)
Pipe Plug - Hex Head	N/A	1/8" MNPT	490-074 (10)	121A (1)
	N/A	1/4" MNPT	490-075 (10)	121C (1)
	N/A	3/8" MNPT	490-076 (10)	121E (1)
	N/A	1/2" MNPT	490-077 (5)	121F (1)
	N/A	3/4" MNPT	490-078 (3)	121H (1)
Pipe Plug - Square Head (Brass)	N/A	1/8" MNPT	490-070 (10)	129A (1)
	N/A	1/4" MNPT	490-071 (10)	129C (1)
	N/A	3/8" MNPT	490-072 (10)	129E (1)
	N/A	1/2" MNPT	490-073 (5)	129F (1)
Pipe Plug - Countersunk Hex Head (Brass)	1/8" MNPT	3/16"		126A (1)
	1/4" MNPT	1/4"		126C (1)
	3/8" MNPT	5/16"		126E (1)
	1/2" MNPT	3/8"		126F (1)
Pipe Plug - Slotted	1/8" MNPT	N/A		117A (1)
	1/4" MNPT	N/A		117C (1)
Pipe Plug - Square Head (Steel)	1/8" FNPT	N/A		109A (1)
	1/4" FNPT	N/A		109C (1)
	3/8" FNPT	N/A		109E (1)
	1/2" FNPT	N/A		109F (1)
Tee - Female	1/8" FNPT	N/A	490-180 (5)	101A (1)
	1/4" FNPT	N/A	490-181 (5)	101C (1)
	3/8" FNPT	N/A	490-182 (5)	101E (1)
Tee - Male Branch	1/8" FNPT	1/8" MNPT		128A (1)
	1/4" FNPT	1/4" MNPT		128C (1)
Tee - Street	1/8" FNPT	1/8" MNPT	490-186 (5)	127A (1)
	1/4" FNPT	1/4" MNPT	490-187 (5)	127C (1)
	3/8" FNPT	3/8" MNPT	490-188 (5)	127E (1)

Drain Cocks



90° Bib



Back-Seating Drain Cock



Compression Angle



Heavy Duty



Outlet




Pipe Straightway

Type	Male Pipe Size	Female Tube Size	Standard Pack (Qty.)	Everbrass (Qty.)
90° Bib	1/4" NPT		490-243 (5)	5K (1)
Back-Seating Drain Cock - Air or Drain	1/4" NPT		490-231 (5)	145 (1)
	1/2"			160 (1)
	1/8"		490-230 (5)	135 (1)
	3/8"			155 (1)
Compression Angle	1/8"	1/4"		10K (1)

Type	Male Pipe Size	Female Tube Size	Standard Pack (Qty.)	Everbrass (Qty.)
Heavy Duty	1/4" NPT		490-242 (5)	2K (1)
	1/8" NPT		490-240 (5)	1K (1)
	3/8" NPT			143 (1)
Outlet	1/8" NPT		490-244 (5)	3K (1)
	1/4" NPT		490-245 (5)	14K (1)
Pipe Straightway	1/4"			149 (1)
	1/8"			148 (1)

Radiator Drain Cocks (See Motormite Catalogs, MM24010 and 2500020)

Shut-Off Cocks



Type	Thread/ Tube Size	Standard Pack (Qty.)	Everbrass (Qty.)
3 Way	1/4" FNPT	490-351 (1)	6749 (1)
	1/4" FNPT		6744 (1)
	1/4" FNPT		
4 Way	1/4" FNPT	490-350 (1)	
Brass Handle-Type Drain Cock	1/8" NPT		41K (1)
	1/4" NPT		42K (1)
Compression Double	1/4"		28 (1)
Compression Straightway	1/8"		6K (1)

Type	Thread/ Tube Size	Standard Pack (Qty.)	Everbrass (Qty.)
Double Female Pipe	1/8" FNPT		131 (1)
	1/8" FNPT		20K (1)
	1/4" FNPT		132 (1)
	1/4" FNPT		21K (1)
	3/8" FNPT		134 (1)
Needle - Double Compression	1/4" Tube		22K (1)
	5/16" Tube		23K (1)
Pipe Straightway	1/4" NPT		27K (1)
SAE Straightway	1/8" NPT x 1/4" Tube	490-211 (5)	
	1/4" NPT x 3/8" Tube	490-213 (5)	

SAE 45° Flare Fittings



Type	Tube Size (OD)	Thread Size	Standard Pack (Qty.)	Everbrass (Qty.)	
Connector - Female	3/16"	1/8" FNPT	490-511 (10)	46B (1)	
	1/4"	1/8" FNPT		46C (1)	
	1/4"	1/4" FNPT		46CC (1)	
	Connector - Male	5/16"	1/8" FNPT	490-512 (10)	46D (1)
		5/16"	1/4" FNPT		46DD (1)
		3/8"	1/8" FNPT		46EE (1)
		3/8"	1/4" FNPT		46E (1)
		1/2"	1/4" FNPT		46E (1)
			3/8" FNPT		46F (1)
			1/2"		3/8" FNPT
Connector - Male	3/16"	1/8" MNPT	490-390 (10)	48B (1)	
	1/4"	1/8" MNPT	490-391 (10)	48C (1)	
	1/4"	1/4" MNPT	490-392 (10)	48CC (1)	
	5/16"	1/8" MNPT	490-393 (10)	48D (1)	
	5/16"	1/4" MNPT	490-394 (10)	48DD (1)	
		1/4" MNPT			

Type	Tube Size (OD)	Thread Size	Standard Pack (Qty.)	Everbrass (Qty.)
Connector - Male	3/8"	1/8" MNPT	490-395 (10)	48E (1)
	3/8"	1/4" MNPT	490-396 (10)	48EE (1)
	3/8"	3/8" MNPT	490-397 (5)	48EEE (1)
	3/8"	1/2" MNPT	490-398 (5)	48EF (1)
	1/2"	3/8" MNPT		48F (1)
	1/2"	1/2" MNPT		48FF (1)
	5/8"	1/2" MNPT		48G (1)
	Elbow - 45° Male	1/2"	3/8" MNPT	
Elbow - 90° Female	1/4"	1/8" FNPT		50C (1)
Elbow - 90° Male	1/8"	1/8" MNPT		49A (1)
	3/16"	1/8" MNPT	490-409 (5)	49B (1)

(Continued on next page)

Section 7

SAE 45° Flare Fittings

Type	Tube Size (OD)	Thread Size	Standard Pack (Qty.)	Everbrass (Qty.)
Elbow - 90° Male	1/4"	1/8" FNPT	490-410 (5)	49C (1)
	1/4"	1/4" FNPT	490-411 (5)	49CC (1)
	1/4"	3/8" FNPT		49CE (1)
	5/16"	1/8" FNPT	490-412 (5)	49D (1)
	5/16"	1/4" FNPT	490-413 (5)	49DD (1)
	3/8"	1/4" FNPT	490-415 (5)	49EE (1)
	3/8"	3/8"		49EEE (1)
	1/2"	1/4"		49FFF (1)
	1/2"	3/8"		49F (1)
	1/2"	1/2"		49FF (1)
	5/8"	1/2"		49G (1)
End Cap	3/16"	N/A		47B (1)
	1/4"	N/A		47C (1)
	5/16"	N/A		47D (1)
	3/8"	N/A		47E (1)
	1/2"	N/A		47F (1)
Nut - Short Brass	1/8"	N/A		41A (1)
	3/16"	N/A		41B (1)
	1/4"	N/A	490-360 (10)	41C (1)

Type	Tube Size (OD)	Thread Size	Standard Pack (Qty.)	Everbrass (Qty.)
Nut - Short Brass	5/16"	N/A	490-361 (10)	41D (1)
	3/8"	N/A	490-362 (10)	41E (1)
	1/2"	N/A		41F (1)
Nut - Long Brass	3/16"	N/A	490-368 (10)	40B (1)
	1/4"	N/A	490-370 (10)	40C (1)
	5/16"	N/A	490-371 (10)	40D (1)
	3/8"	N/A	490-372 (10)	40E (1)
	1/2"	N/A	490-373 (10)	40F (1)
Tee	3/8"	N/A		44E (1)
	1/4"	N/A		44C (1)
	1/4"	1/8"		45C (1)
	5/16"	N/A		44D (1)
Union	1/4"	N/A	490-381 (5)	42C (1)
	5/16"	N/A	490-382 (5)	42D (1)
	3/8"	N/A	490-383 (5)	42E (1)
	1/2"	N/A	490-384 (5)	42F (1)
	5/8"	N/A		42G (1)

7

SAE 45° Flare Fittings

Air Brake Hose Ends

Type	Hose Size (ID)	Male Pipe Size	Dorman# (Qty.)	Everbrass (Qty.)
Hose Connector	3/8"-18	7/8"		240E (1)
Hose Connector	1/2"-14	1"		240F (1)
Hose Connector w/Spring Guard	3/8"	3/8"	490-691 (5)	241E (1)
Hose Nut	3/8"	N/A	490-685 (5)	244E (1)
Hose Sleeve	3/8"	N/A	490-681 (10)	243E (1)



Air Brake/Nylon Tubing Fitting

Type	Tube Size (OD)	Male Size	Everbrass # (Qty.)
Nuts	5/8"	N/A	6661G (1)



Inverted Flare Fittings



Type	Tube Size (OD)	Pipe Size	Standard Pack (Qty.)	Everbrass (Qty.)
3-Way Tee	1/4" x 1/4"	1/4"		27C (1)
	9/16"-18	3/16"		27BY (1)
45° Male Elbow	3/16"	1/8" MNPT		352B (1)
	1/4"	1/8" MNPT		352C (1)
	5/16"	1/8" MNPT	490-281 (10)	352D (1)
	5/16"	1/4" MNPT		352DD (1)
	3/8"	1/4" MNPT	490-282 (5)	

Type	Tube Size (OD)	Pipe Size	Standard Pack (Qty.)	Everbrass (Qty.)
90° Male Elbow	1/8"	1/8" MNPT		400A (1)
	3/16"	1/8" MNPT	490-270 (10)	400B (1)
	1/4"	1/4" MNPT	490-271 (10)	400C (1)
	1/4"	1/4" MNPT	490-272 (10)	400CC (1)
	5/16"	1/8" MNPT	490-273 (10)	400D (1)
	5/16"	1/4" MNPT	490-274 (10)	400DD (1)
	3/8"	1/8" MNPT	490-275 (10)	400EE (1)
	3/8"	1/4" MNPT	490-276 (10)	400E (1)

Mirror Replacement Glass

Mirror Replacement Glass
Applications, pages 438-471

LOOK!

- Inexpensive fix for cracked or broken mirror glass
- Replacement glass is pre-cut to original mirror size
- Attaches permanently with included double sided tape



Size	Diagonal	Style	LOOK! Part #
Mirror Tape	-	-	51501 (1)
3"		Round	51105 (1)
3-1/2" x 6-3/8"	6-7/16"	Plain	51550 (1)
3-5/8" x 5-15/16"	6-3/4"	Plain	51680 (1)
3-5/8" x 6-1/8"	6-3/4"	Plain	51705 (1)
3-5/8" x 6-1/8"	6-5/8"	Plain	51720 (1)
3-3/4" x 6-1/2"	6-3/4"	Plain, Convex	51646 (1)
3-7/8" x 6"	6-3/4"	Sail	51560 (1)
3-7/8" x 6-1/4"	6-7/8"	Sail	51700 (1)
3-7/8" x 6-5/16"	6-7/8"	Plain	51650 (1)
4"		Round	51106 (1)
4" x 6-3/8"	7-1/8"	Sail	51717 (1)
4-1/16" x 6-7/8"	7-15/16"	Sail	51703 (1)
4-3/16" x 4-1/2"	7-21/32"	Sail	51336 (1)
4-3/16" x 4-1/2"	7-21/32"	Sail, Convex	51337 (1)
4-1/4" x 6-5/16"	7-3/16"	Sail, Convex	51566 (1)
4-5/16" x 6-13/16"	6-9/16"	Sail, Convex	51652 (1)
4-5/16" x 2-7/8"	4-5/16"	Sport	51040 (1)
4-11/32"		Round	51012 (1)
4-3/8"		Round, Convex	51387 (1)
4-1/2" x 3"	4-19/32"	Plain	51140 (1)
4-1/2" x 3-1/4"	4-7/16"	Sport	51168 (1)
4-9/16" x 2-7/8"	4-9/16"	Sport	51028 (1)
4-9/16" x 7-9/16"	7-11/16"	Plain	51682 (1)
4-5/8" x 7-5/16"	7-5/8"	Plain	51632 (1)
4-11/16" x 2-13/16"	5-1/4"	Sport	51182 (1)
4-11/16" x 7-1/8"	6-5/16"	Plain, Convex	51649 (1)
4-3/4" x 2-3/4"	4-1/2"	Sport	51662 (1)
4-3/4" x 3-3/16"	6-1/4"	Sail, Convex	51038 (1)
4-13/16" x 3-1/8"	6-1/4"	Sail	51176 (1)
4-13/16" x 3-7/16"	5-11/16"	Sail	51380 (1)
4-13/16" x 3-1/2"	5-11/16"	Sail	51379 (1)
4-13/16" x 3-1/2"	5-1/8"	Sport	51025 (1)
4-13/16" x 4-13/16"	6-5/16"	Plain	51639 (1)
4-13/16" x 6-3/8"	7-5/16"	Plain	51676 (1)
4-13/16" x 7-1/2"	8-1/4"	Plain	51691 (1)
4-7/8" x 3"	6-3/16"	Sail	51143 (1)
4-7/8" x 3-1/8"	6-1/4"	Sail	51502 (1)
4-7/8" x 3-1/8"	4-9/16"	Plain	51167 (1)
4-7/8" x 3-5/16"	5-5/16"	Plain	51341 (1)
4-15/16" x 3-3/16"	5-1/4"	Plain	51027 (1)
5"		Round	51107 (1)
5" x 2-7/8"	5"	Sport	51013 (1)
5" x 3"	6-1/8"	Sail	51509 (1)

(continued in next column)

Size	Diagonal	Style	LOOK! Part #
5" x 3-1/4"	5-5/16"	Plain	51123 (1)
5" x 3-1/4"	5"	Sail	51049 (1)
5" x 3-5/16"	5-3/8"	Plain	51138 (1)
5" x 3-5/16"	6"	Sail	51188 (1)
5" x 3-1/2"	5-3/16"	Plain	51010 (1)
5" x 3-5/8"	5-11/16"	Plain, Convex	51042 (1)
5" x 3-5/8"	5-5/8"	Plain	51041 (1)
5" x 7-1/2"	8-5/16"	Plain	51688 (1)
5-1/16" x 3-1/16"	6-1/8"	Sail, Convex	51260 (1)
5-1/16" x 3-1/8"	6-1/8"	Sail	51201 (1)
5-1/16" x 3-3/16"	6-5/16"	Sail	51146 (1)
5-1/16" x 3-1/4"	5-1/16"	Sport, Convex	51065 (1)
5-1/16" x 3-5/16"	5-3/8"	Plain	51139 (1)
5-1/16" x 3-1/2"	5-3/16"	Plain, Convex	51238 (1)
5-1/16" x 6-3/8"	6-3/4"	Plain	51408 (1)
5-3/32" x 3-13/32"	5-1/4"	Plain	51032 (1)
5-1/8" x 2-15/16"	5-1/4"	Sport	51007 (1)
5-1/8" x 3-5/16"	5-3/4"	Plain, Convex	51235 (1)
5-1/8" x 3-5/16"	5-13/16"	Plain	51142 (1)
5-1/8" x 3-3/8"	5-1/4"	Plain, Convex	51094 (1)
5-1/8" x 3-1/2"	5-5/8"	Plain	51001 (1)
5-3/16" x 2-7/8"	5-1/4"	Sport, Convex	51237 (1)
5-3/16" x 3-3/16"	5-5/16"	Oval	51035 (1)
5-3/16" x 3-3/16"	5-9/16"	Plain	51050 (1)
5-3/16" x 3-3/16"	5-3/4"	Sail	51121 (1)
5-3/16" x 3-1/4"	6-3/16"	Plain	51157 (1)
5-3/16" x 3-5/16"	6-9/16"	Plain	51524 (1)
5-3/16" x 3-7/16"	5-3/8"	Plain	51661 (1)
5-3/16" x 3-1/2"	6-5/16"	Sail	51104 (1)
5-3/16" x 9-1/8"	10-1/16"	Sail	51687 (1)
5-7/32" x 3-1/4"	5-3/4"	Plain	51033 (1)
5-1/4" x 2-7/8"	5-5/16"	Sport	51005 (1)
5-1/4" x 3-1/16"	6-3/4"	Sport	51137 (1)
5-1/4" x 3-1/8"	5-1/4"	Sport	51006 (1)
5-1/4" x 3-1/4"	5-3/4"	Plain, Convex	51234 (1)
5-1/4" x 3-3/8"	6-1/2"	Sail	51024 (1)
5-1/4" x 3-7/16"	6-9/16"	Sail, Convex	51070 (1)
5-5/16" x 3-1/16"	5-13/16"	Plain	51047 (1)
5-5/16" x 3-1/16"	5-13/16"	Sport, Convex	51064 (1)
5-5/16" x 3-1/16"	6-1/2"	Sail	51351 (1)
5-5/16" x 3-1/8"	5-3/8"	Sport	51002 (1)
5-5/16" x 3-1/8"	5-7/16"	Sport	51009 (1)
5-5/16" x 3-1/8"	5-7/16"	Sport, Convex	51036 (1)
5-5/16" x 3-1/8"	6-1/2"	Sail	51363 (1)

(continued on next page)

Mirror Replacement Glass (continued)



Size	Diagonal	Style	LOOK! Part #
5-5/16" x 3-1/8"	6-9/16"	Sail	51031 (1)
5-5/16" x 3-7/8"	6-7/16"	Sail	51499 (1)
5-5/16" x 4"	7-9/16"	Sail	51523 (1)
5-3/8" x 3"	5-3/8"	Sport	51495 (1)
5-3/8" x 3-1/8"	5-3/8"	Plain	51671 (1)
5-3/8" x 3-1/8"	5-3/8"	Sport	51314 (1)
5-3/8" x 3-1/8"	5-3/4"	Plain	51504 (1)
5-3/8" x 3-1/8"	5-3/4"	Plain	51708 (1)
5-3/8" x 3-3/16"	5-3/4"	Plain	51051 (1)
5-3/8" x 3-3/8"	6-7/16"	Sail	51702 (1)
5-3/8" x 3-7/16"	6-13/16"	Sail	51052 (1)
5-3/8" x 3-9/16"	6-7/8"	Sail, Convex	51069 (1)
5-3/8" x 3-9/16"	6-1/16"	Sail, Convex	51223 (1)
5-3/8" x 3-7/8"	6-7/8"	Sail, Convex	51075 (1)
5-3/8" x 4"	6-1/8"	Plain	51022 (1)
5-3/8" x 7-3/8"	8-1/4"	Plain	51605 (1)
5-7/16" x 3-6/16"	5-3/4"	Plain	51491 (1)
5-7/16" x 3-1/4"	5-13/16"	Plain, Convex	51080 (1)
5-7/16" x 3-3/8"	5-3/4"	Sail	51053 (1)
5-7/16" x 3-15/32"	6-5/8"	Sail	51151 (1)
5-1/2" x 3-1/16"	6-3/4"	Sail	51353 (1)
5-1/2" x 3-1/4"	5-3/4"	Sport	51355 (1)
5-1/2" x 3-1/4"	6-9/16"	Sail	51147 (1)
5-1/2" x 3-5/16"	7-3/8"	Sail	51576 (1)
5-1/2" x 3-1/2"	5-3/4"	Plain	51710 (1)
5-1/2" x 3-5/8"	5-13/16"	Sail	51170 (1)
5-1/2" x 3-3/4"	6-1/4"	Plain	51464 (1)
5-17/32" x 3-3/4"	5-11/16"	Plain	51026 (1)
5-9/16" x 3-5/16"	6-5/8"	Sail	51357 (1)
5-9/16" x 3-5/16"	6-1/2"	Sail, Convex	51232 (1)
5-9/16" x 3-1/2"	6-3/16"	Sail	51125 (1)
5-5/8" x 3-3/16"	6-3/4"	Sail	51158 (1)
5-5/8" x 3-5/16"	7-1/16"	Sail, Convex	51044 (1)
5-5/8" x 3-5/16"	6-1/2"	Sail	51008 (1)
5-5/8" x 3-3/8"	6-1/16"	Sail, Convex	51281 (1)
5-5/8" x 3-1/2"	5-3/4"	Plain	51660 (1)
5-5/8" x 3-5/8"	6-15/16"	Sail	51429 (1)
5-5/8" x 3-11/16"	6-1/4"	Plain	51534 (1)
5-5/8" x 3-13/16"	6-7/8"	Sail	51059 (1)
5-5/8" x 4"	7-1/2"	Sail	51372 (1)
5-5/8" x 7-9/16"	8-1/8"	Plain	51697 (1)
5-5/8" x 7-9/16"	8-5/8"	Sail	51417 (1)
5-5/8" x 7-5/8"	7-3/4"	Plain	51654 (1)
5-11/16" x 3-1/4"	6-5/8"	Sail	51048 (1)
5-11/16" x 3-1/4"	6-5/8"	Sail, Convex	51063 (1)
5-11/16" x 3-1/4"	5-7/8"	Plain	51173 (1)
5-11/16" x 3-17/32"	5-5/8"	Plain	51029 (1)
5-11/16" x 4"	6-7/8"	Sail, Convex	51268 (1)
5-11/16" x 4-1/8"	7-3/8"	Sail	51373 (1)
5-11/16" x 4-1/2"	7-1/4"	Paddle	51674 (1)

(continued in next column)

Size	Diagonal	Style	LOOK! Part #
5-3/4" x 3-1/16"	5-15/16"	Plain, Convex	51262 (1)
5-3/4" x 3-1/16"	7-3/32"	Sail	51004 (1)
5-3/4" x 3-1/16"	5-15/16"	Sail	51202 (1)
5-3/4" x 3-1/8"	6-7/16"	Sail	51195 (1)
5-3/4" x 3-1/8"	6-1/8"	Sail	51698 (1)
5-3/4" x 3-3/16"	5-7/8"	Plain	51057 (1)
5-3/4" x 3-3/16"	5-7/8"	Plain, Convex	51066 (1)
5-3/4" x 3-1/4"	7-1/16"	Sail	51043 (1)
5-3/4" x 3-1/4"	6-1/2"	Sail	51352 (1)
5-3/4" x 3-5/16"	6-3/4"	Sail	51179 (1)
5-3/4" x 3-3/8"	6-7/16"	Sail	51164 (1)
5-3/4" x 3-3/8"	6-3/16"	Plain	51727 (1)
5-3/4" x 3-7/16"	6-7/8"	Sail	51060 (1)
5-3/4" x 3-7/16"	6-1/2"	Plain	51522 (1)
5-3/4" x 3-7/16"	6-9/16"	Sail	51177 (1)
5-3/4" x 3-1/2"	6-1/2"	Sail	51701 (1)
5-3/4" x 3-9/16"	5-5/8"	Sport	51496 (1)
5-3/4" x 3-5/8"	6-3/4"	Sail	51192 (1)
5-3/4" x 3-5/8"	6-9/16"	Sail	51185 (1)
5-3/4" x 3-11/16"	6-9/16"	Sail	51713 (1)
5-3/4" x 3-3/4"	6-3/4"	Plain	51739 (1)
5-3/4" x 3-15/16"	7-1/2"	Sail	51568 (1)
5-3/4" x 4-1/16"	7-1/2"	Sail	51306 (1)
5-3/4" x 4-3/16"	6-11/16"	Plain, Convex	51242 (1)
5-3/4" x 4-1/8"	6-5/8"	Plain	51301 (1)
5-3/4" x 4-5/8"	6-7/8"	Sail	51091 (1)
5-3/4" x 4-5/8"	7-3/16"	Sail	51092 (1)
5-3/4" x 4-7/8"	7-5/8"	Sail, Convex	51264 (1)
5-3/4" x 6-1/4"	7-1/2"	Plain	51402 (1)
5-3/4" x 6-11/16"	7-11/16"	Plain	51690 (1)
5-13/16" x 3-1/4"	7-3/8"	Sail, Convex	51101 (1)
5-13/16" x 3-5/16"	6-5/8"	Sail	51136 (1)
5-13/16" x 3-5/16"	6-1/2"	Sail	51354 (1)
5-13/16" x 3-3/8"	6-9/16"	Sail	51184 (1)
5-13/16" x 3-7/16"	7"	Sail	51189 (1)
5-13/16" x 3-9/16"	6-7/16"	Plain	51162 (1)
5-13/16" x 3-5/8"	6-3/4"	Sail	51134 (1)
5-13/16" x 3-7/8"	7-7/16"	Sail, Convex	51286 (1)
5-13/16" x 4-5/16"	7-3/16"	Sail, Convex	51076 (1)
5-7/8" x 3-1/4"	6-7/8"	Sail	51056 (1)
5-7/8" x 3-1/4"	6-15/16"	Sail, Convex	51067 (1)
5-7/8" x 3-5/16"	7"	Sail	51385 (1)
5-7/8" x 3-3/8"	6-1/8"	Plain	51546 (1)
5-7/8" x 3-1/2"	6-1/4"	Plain	51658 (1)
5-7/8" x 3-1/2"	6-15/16"	Sport	51425 (1)
5-7/8" x 3-1/2"	6-1/2"	Plain	51003 (1)
5-7/8" x 3-1/2"	7-1/8"	Sail	51114 (1)
5-7/8" x 3-9/16"	6-11/16"	Sail, Convex	51269 (1)
5-7/8" x 3-9/16"	6-9/16"	Plain, Convex	51071 (1)
5-7/8" x 3-5/8"	6-1/4"	Plain	51743 (1)

(continued on next page)



Mirror Replacement Glass (continued)



Size	Diagonal	Style	LOOK! Part #
5-7/8" x 3-5/8"	7-3/16"	Sail	51023 (1)
5-7/8" x 3-5/8"	6-13/16"	Sail, Convex	51079 (1)
5-7/8" x 3-5/8"	6-1/2"	Plain	51503 (1)
5-7/8" x 3-5/8"	6-1/2"	Plain	51707 (1)
5-7/8" x 3-11/16"	6-3/8"	Plain	51545 (1)
5-7/8" x 3-11/16"	6-3/8"	Plain	51726 (1)
5-7/8" x 3-13/16"	6-1/2"	Sail	51111 (1)
5-7/8" x 4-1/8"	6-3/4"	Sail	51704 (1)
5-7/8" x 4-1/2"	6-13/16"	Plain	51098 (1)
5-7/8" x 4-3/4"	6-1/2"	Sport	51448 (1)
5-7/8" x 4-13/16"	7-5/8"	Sail	51307 (1)
5-7/8" x 4-7/8"	7-1/4"	Sail, Convex	51241 (1)
5-7/8" x 6-3/4"	7-7/8"	Sport	51604 (1)
5-15/16" x 3-5/16"	6-1/4"	Plain	51670 (1)
5-15/16" x 3-5/16"	6-1/8"	Sail	51126 (1)
5-15/16" x 3-5/16"	6-3/16"	Plain	51706 (1)
5-15/16" x 3-7/16"	6-15/16"	Sail	51620 (1)
5-15/16" x 3-1/2"	6-11/16"	Plain	51513 (1)
5-15/16" x 3-1/2"	6-5/8"	Plain	51719 (1)
5-15/16" x 3-9/16"	6-11/16"	Plain	51574 (1)
5-15/16" x 3-9/16"	6-11/16"	Sail	51309 (1)
5-15/16" x 3-11/16"	6-3/4"	Plain	51541 (1)
5-15/16" x 3-3/4"	6-5/8"	Plain, Convex	51245 (1)
5-15/16" x 3-3/4"	6-3/4"	Sail	51559 (1)
5-15/16" x 3-3/4"	7"	Sail	51344 (1)
5-15/16" x 3-3/4"	7-7/16"	Sail	51128 (1)
5-15/16" x 3-7/8"	6-3/8"	Plain	51463 (1)
5-15/16" x 3-7/8"	7-1/8"	Sail	51549 (1)
5-15/16" x 4-5/16"	7-1/8"	Sail, Convex	51068 (1)
5-15/16" x 4-1/2"	7-1/2"	Paddle	51673 (1)
6" x 3-1/16"	7-1/4"	Sail	51100 (1)
6" x 3-5/16"	6-1/2"	Sail	51135 (1)
6" x 3-5/16"	7"	Plain	51520 (1)
6" x 3-3/8"	6-5/16"	Plain	51171 (1)
6" x 3-3/8"	6-3/4"	Sail	51361 (1)
6" x 3-3/8"	6"	Plain	51159 (1)
6" x 3-7/16"	7-3/16"	Sail	51199 (1)
6" x 3-7/16"	5-1/2"	Sail	51345 (1)
6" x 3-7/16"	6-9/16"	Sail	51196 (1)
6" x 3-1/2"	7-3/16"	Sail, Convex	51259 (1)
6" x 3-1/2"	6-9/16"	Sail, Convex	51257 (1)
6" x 3-9/16"	6-11/16"	Plain	51226 (1)
6" x 3-9/16"	6-11/16"	Plain, Convex	51274 (1)
6" x 3-9/16"	7-3/16"	Sail	51122 (1)
6" x 3-5/8"	7-1/4"	Sail, Convex	51280 (1)
6" x 3-11/16"	7-1/16"	Sail	51034 (1)
6" x 3-3/4"	6-5/8"	Plain	51161 (1)
6" x 3-3/4"	6-5/8"	Sail	51563 (1)
6" x 3-3/4"	7-1/4"	Sail, Convex	51253 (1)
6" x 3-3/4"	6-3/16"	Plain	51635 (1)

Size	Diagonal	Style	LOOK! Part #
6" x 3-13/16"	6-5/8"	Plain, Convex	51246 (1)
6" x 3-7/8"	6-5/8"	Plain	51152 (1)
6" x 3-7/8"	6-15/16"	Sail	51124 (1)
6" x 3-7/8"	6-3/4"	Sail	51510 (1)
6" x 3-15/16"	6-9/16"	Sport	51454 (1)
6" x 4"	7-1/2"	Plain	51498 (1)
6" x 4-1/16"	7"	Plain	51461 (1)
6" x 4-1/16"	7-1/2"	Sail	51221 (1)
6" x 4-3/16"	7"	Sail, Convex	51261 (1)
6" x 4-3/4"	6-9/16"	Sport	51761 (1)
6" x 4-7/8"	7-3/16"	Sail	51093 (1)
6-1/16" x 3-1/16"	7-1/2"	Sail, Convex	51039 (1)
6-1/16" x 3-5/16"	6-7/16"	Plain	51500 (1)
6-1/16" x 3-5/16"	6-1/4"	Sail	51172 (1)
6-1/16" x 3-3/8"	7-5/8"	Sail	51144 (1)
6-1/16" x 3-3/8"	6-15/16"	Sail	51165 (1)
6-1/16" x 3-7/16"	6-1/2"	Plain	51526 (1)
6-1/16" x 3-7/16"	6-1/2"	Plain	51716 (1)
6-1/16" x 3-1/2"	6-1/2"	Plain	51116 (1)
6-1/16" x 3-5/8"	6-5/8"	Sail	51183 (1)
6-1/16" x 3-5/8"	6-3/8"	Plain	51163 (1)
6-1/16" x 3-5/8"	6-3/8"	Plain, Convex	51647 (1)
6-1/16" x 3-11/16"	7-5/8"	Sail, Convex	51230 (1)
6-1/16" x 3-3/4"	6-3/8"	Plain	51529 (1)
6-1/16" x 3-3/4"	7-1/8"	Sail, Convex	51247 (1)
6-1/16" x 3-7/8"	6-13/16"	Sail	51207 (1)
6-1/16" x 4-1/16"	6-3/4"	Sail	51527 (1)
6-1/16" x 4-1/4"	7-9/16"	Sail	51212 (1)
6-1/8" x 3-1/4"	6-5/16"	Sail	51384 (1)
6-1/8" x 3-1/4"	6-15/16"	Sail	51160 (1)
6-1/8" x 3-1/4"	7-1/2"	Sail	51356 (1)
6-1/8" x 3-5/16"	6-7/16"	Plain	51542 (1)
6-1/8" x 3-3/8"	6-7/8"	Plain	51538 (1)
6-1/8" x 3-1/2"	6-3/4"	Sail	51132 (1)
6-1/8" x 3-1/2"	6-13/16"	Sail	51194 (1)
6-1/8" x 3-1/2"	6-13/16"	Sail, Convex	51256 (1)
6-1/8" x 3-1/2"	7-1/8"	Sail	51061 (1)
6-1/8" x 3-9/16"	6-5/8"	Plain	51715 (1)
6-1/8" x 3-9/16"	6-13/16"	Sail	51514 (1)
6-1/8" x 3-5/8"	7-1/4"	Sail	51190 (1)
6-1/8" x 3-5/8"	6-7/8"	Sail	51219 (1)
6-1/8" x 3-11/16"	6-1/2"	Plain	51539 (1)
6-1/8" x 3-11/16"	7-1/8"	Plain	51525 (1)
6-1/8" x 3-3/4"	6-7/16"	Plain	51227 (1)
6-1/8" x 3-3/4"	6-13/16"	Sail	51533 (1)
6-1/8" x 3-3/4"	6-7/8"	Sail, Convex	51292 (1)
6-1/8" x 3-13/16"	6-5/8"	Sail	51113 (1)
6-1/8" x 3-13/16"	7"	Sail	51755 (1)
6-1/8" x 3-7/8"	6-7/8"	Sail	51133 (1)
6-1/8" x 3-7/8"	7-1/8"	Sail	51535 (1)

(continued in next column)

(continued on next page)

Mirror Replacement Glass (continued)



Size	Diagonal	Style	LOOK! Part #
6-1/8" x 4"	6-13/16"	Sail	51383 (1)
6-1/8" x 4-1/16"	6-7/8"	Plain	51540 (1)
6-1/8" x 4-1/8"	7"	Plain	51305 (1)
6-3/16" x 3-1/4"	7"	Sail	51386 (1)
6-3/16" x 3-7/16"	6-7/8"	Sail	51217 (1)
6-3/16" x 3-7/16"	6-7/8"	Sail, Convex	51271 (1)
6-3/16" x 3-1/2"	6-15/16"	Sail	51203 (1)
6-3/16" x 3-1/2"	6-15/16"	Sail, Convex	51263 (1)
6-3/16" x 3-5/8"	7"	Sail	51117 (1)
6-3/16" x 3-3/4"	6-7/16"	Plain, Convex	51278 (1)
6-3/16" x 3-3/4"	6-3/8"	Plain	51443 (1)
6-3/16" x 3-13/16"	7-1/16"	Sail	51388 (1)
6-3/16" x 3-13/16"	6-1/2"	Plain	51229 (1)
6-3/16" x 3-7/8"	6-7/8"	Plain	51468 (1)
6-3/16" x 3-7/8"	6-13/16"	Plain, Convex	51270 (1)
6-3/16" x 3-15/16"	6-3/4"	Plain	51528 (1)
6-3/16" x 3-15/16"	6-3/4"	Plain	51712 (1)
6-3/16" x 4"	7-5/8"	Sail	51115 (1)
6-3/16" x 4"	7-1/8"	Sail	51740 (1)
6-3/16" x 5-1/4"	7-1/2"	Sail	51332 (1)
6-3/16" x 5-1/4"	7-1/2"	Sail	51335 (1)
6-3/16" x 5-1/4"	7-1/2"	Sail, Convex	51334 (1)
6-3/16" x 15-1/16"	15-3/4"	Plain	51419 (1)
6-1/4" x 3-1/4"	6-9/16"	Sail	51619 (1)
6-1/4" x 3-3/8"	7-1/16"	Plain	51505 (1)
6-1/4" x 3-3/8"	6-9/16"	Plain	51427 (1)
6-1/4" x 3-3/8"	7-7/16"	Sail, Convex	51251 (1)
6-1/4" x 3-7/16"	7-1/16"	Sail	51211 (1)
6-1/4" x 3-7/16"	7"	Sail	51216 (1)
6-1/4" x 3-1/2"	6-7/8"	Plain	51723 (1)
6-1/4" x 3-1/2"	7-1/16"	Sail	51206 (1)
6-1/4" x 3-1/2"	7-3/4"	Sail, Convex	51233 (1)
6-1/4" x 3-1/2"	6-1/2"	Plain	51623 (1)
6-1/4" x 3-5/8"	7-1/2"	Sail	51615 (1)
6-1/4" x 3-11/16"	6-3/8"	Plain	51547 (1)
6-1/4" x 3-3/4"	7-3/16"	Plain	51457 (1)
6-1/4" x 3-3/4"	6-7/16"	Sail	51377 (1)
6-1/4" x 3-3/4"	6-3/16"	Plain	51449 (1)
6-1/4" x 3-3/4"	6-1/2"	Sail	51375 (1)
6-1/4" x 3-13/16"	6-15/16"	Plain	51507 (1)
6-1/4" x 3-13/16"	7-3/8"	Sail	51391 (1)
6-1/4" x 3-13/16"	6-1/2"	Plain, Convex	51277 (1)
6-1/4" x 3-7/8"	6-13/16"	Plain	51180 (1)
6-1/4" x 3-7/8"	6-7/8"	Sail, Convex	51266 (1)
6-1/4" x 3-15/16"	6-13/16"	Sport	51426 (1)
6-1/4" x 4"	7"	Plain	51467 (1)
6-1/4" x 4-1/16"	7-3/16"	Plain	51745 (1)
6-1/4" x 4-3/16"	7"	Plain	51643 (1)
6-1/4" x 4-1/8"	7-1/8"	Sail	51728 (1)
6-1/4" x 4-3/8"	7-11/16"	Sport	51747 (1)
6-1/4" x 4-5/8"	6-1/2"	Sport	51764 (1)

(continued in next column)

Size	Diagonal	Style	LOOK! Part #
6-1/4" x 5-9/16"	7-7/16"	Plain	51685 (1)
6-1/4" x 5-5/8"	7-7/16"	Plain	51580 (1)
6-5/16" x 3-3/16"	7-3/8"	Sail, Convex	51239 (1)
6-5/16" x 3-5/16"	7-5/16"	Sail	51181 (1)
6-5/16" x 3-7/16"	7"	Sail	51213 (1)
6-5/16" x 3-1/2"	7-3/16"	Sail	51030 (1)
6-5/16" x 3-1/2"	7-3/16"	Sail, Convex	51073 (1)
6-5/16" x 3-1/2"	6-1/2"	Plain	51462 (1)
6-5/16" x 3-5/8"	6-13/16"	Plain	51224 (1)
6-5/16" x 3-5/8"	6-9/16"	Sport	51738 (1)
6-5/16" x 3-5/8"	7-1/8"	Plain	51469 (1)
6-5/16" x 3-3/4"	7-3/8"	Sail	51214 (1)
6-5/16" x 3-3/4"	7-1/16"	Sail	51555 (1)
6-5/16" x 3-13/16"	7-1/4"	Plain	51493 (1)
6-5/16" x 4"	7"	Sail	51381 (1)
6-5/16" x 4-1/8"	8"	Sail, Convex	51293 (1)
6-3/8" x 3-1/8"	7-5/8"	Sail	51011 (1)
6-3/8" x 3-1/4"	7-1/16"	Sail	51193 (1)
6-3/8" x 3-5/16"	7-11/16"	Sail	51145 (1)
6-3/8" x 3-3/8"	6-7/16"	Plain	51130 (1)
6-3/8" x 3-1/2"	6-7/16"	Plain	51730 (1)
6-3/8" x 3-5/8"	7-1/16"	Plain	51544 (1)
6-3/8" x 3-5/8"	7-5/8"	Sail	51511 (1)
6-3/8" x 3-5/8"	6-3/8"	Sport	51112 (1)
6-3/8" x 3-5/8"	6-1/2"	Plain	51433 (1)
6-3/8" x 3-3/4"	6-7/8"	Plain	51155 (1)
6-3/8" x 3-3/4"	6-15/16"	Plain, Convex	51244 (1)
6-3/8" x 3-3/4"	8-3/16"	Sail	51458 (1)
6-3/8" x 3-3/4"	7"	Plain	51508 (1)
6-3/8" x 3-3/4"	7"	Sail	51532 (1)
6-3/8" x 3-13/16"	6-7/8"	Sail	51118 (1)
6-3/8" x 3-7/8"	6-7/8"	Plain	51548 (1)
6-3/8" x 4-1/4"	6-15/16"	Sail, Convex	51653 (1)
6-3/8" x 4-5/8"	8"	Sail	51110 (1)
6-3/8" x 4-11/16"	6-1/2"	Sport	51634 (1)
6-3/8" x 5-13/16"	7-5/8"	Plain (Upper Mirror)	51304 (1)
6-3/8" x 5-27/32"	7-5/8"	Plain, Convex	51240 (1)
6-7/16" x 3-1/4"	7-3/4"	Sail, Convex	51037 (1)
6-7/16" x 3-1/4"	7-11/16"	Sail	51149 (1)
6-7/16" x 3-7/16"	6-11/16"	Sail	51119 (1)
6-7/16" x 3-7/16"	7-5/16"	Sail	51187 (1)
6-7/16" x 3-1/2"	6-7/8"	Plain	51628 (1)
6-7/16" x 3-1/2"	6-5/8"	Plain	51742 (1)
6-7/16" x 3-1/2"	6-9/16"	Plain	51562 (1)
6-7/16" x 3-5/8"	7"	Sail	51191 (1)
6-7/16" x 3-11/16"	6-7/16"	Sport	51228 (1)
6-7/16" x 3-3/4"	6-13/16"	Plain	51553 (1)
6-7/16" x 3-3/4"	6-13/16"	Plain	51732 (1)
6-7/16" x 3-7/8"	7-1/4"	Plain	51667 (1)
6-7/16" x 3-15/16"	6-9/16"	Sail	51638 (1)

(continued on next page)



Mirror Replacement Glass (continued)



Size	Diagonal	Style	LOOK! Part #
6-7/16" x 4-3/16"	7-7/16"	Sail	51153 (1)
6-7/16" x 4-1/4"	6-3/8"	Sport	51365 (1)
6-7/16" x 4-7/8"	7-1/4"	Plain	51636 (1)
6-1/2" x 3-11/18"	8-3/16"	Plain	51641 (1)
6-1/2" x 3-1/4"	8-3/16"	Sail	51350 (1)
6-1/2" x 3-7/16"	6-13/16"	Plain	51750 (1)
6-1/2" x 3-7/16"	7-1/16"	Sail, Convex	51294 (1)
6-1/2" x 3-7/16"	7-1/8"	Sail	51055 (1)
6-1/2" x 3-1/2"	6-3/4"	Sail, Convex	51282 (1)
6-1/2" x 3-9/16"	6-1/2"	Sport	51644 (1)
6-1/2" x 3-5/8"	7-1/8"	Sail	51156 (1)
6-1/2" x 3-11/16"	7-1/8"	Plain	51640 (1)
6-1/2" x 3-3/4"	7-1/4"	Plain	51431 (1)
6-1/2" x 3-3/4"	7-3/4"	Plain	51432 (1)
6-1/2" x 3-3/4"	7-3/4"	Plain	51622 (1)
6-1/2" x 3-3/4"	6-5/8"	Sail	51198 (1)
6-1/2" x 3-3/4"	7-3/8"	Sail	51200 (1)
6-1/2" x 3-3/4"	6-11/16"	Sail, Convex	51258 (1)
6-1/2" x 3-3/4"	7"	Plain	51423 (1)
6-1/2" x 3-3/4"	7"	Plain	51616 (1)
6-1/2" x 3-3/4"	7-11/16"	Sail, Convex	51272 (1)
6-1/2" x 3-13/16"	7-9/16"	Plain	51494 (1)
6-1/2" x 3-13/16"	7-1/16"	Sail	51120 (1)
6-1/2" x 3-7/8"	6-15/16"	Plain	51618 (1)
6-1/2" x 3-7/8"	6-15/16"	Plain, Convex	51285 (1)
6-1/2" x 3-7/8"	7-1/4"	Sail	51609 (1)
6-1/2" x 3-7/8"	7"	Plain	51054 (1)
6-1/2" x 3-15/16"	7-1/16"	Plain	51299 (1)
6-1/2" x 3-15/16"	6-15/16"	Plain	51320 (1)
6-1/2" x 3-15/16"	7-3/16"	Plain	51466 (1)
6-1/2" x 3-15/16"	7-3/16"	Plain	51657 (1)
6-1/2" x 3-15/16"	7-3/16"	Plain, Convex	51072 (1)
6-1/2" x 4"	7-13/16"	Sail	51369 (1)
6-1/2" x 4"	7-1/8"	Plain	51440 (1)
6-1/2" x 4"	8"	Sail	51131 (1)
6-1/2" x 4-1/16"	7-5/16"	Plain	51460 (1)
6-1/2" x 4-3/16"	7"	Sail, Convex	51252 (1)
6-1/2" x 4-1/8"	6-1/2"	Sport	51368 (1)
6-1/2" x 4-1/4"	6-13/16"	Plain	51515 (1)
6-1/2" x 4-1/4"	6-15/16"	Plain	51517 (1)
6-1/2" x 4-7/16"	7-1/2"	Plain	51303 (1)
6-1/2" x 4-7/16"	7-1/2"	Plain, Convex	51276 (1)
6-1/2" x 4-1/2"	7-15/16"	Sail	51321 (1)
6-1/2" x 4-7/8"	7-1/4"	Plain	51450 (1)
6-1/2" x 6-1/2"	8-1/4"	Plain	51298 (1)
6-1/2" x 15-1/4"	16-1/16"	Plain	51404 (1)
6-9/16" x 3-9/8"	7-1/8"	Plain	51714 (1)
6-9/16" x 3-1/8"	6-15/16"	Sail	51205 (1)
6-9/16" x 3-3/8"	6-13/16"	Plain	51571 (1)
6-9/16" x 3-7/16"	6-9/16"	Plain	51610 (1)

Size	Diagonal	Style	LOOK! Part #
6-9/16" x 3-7/16"	6-9/16"	Sport	51754 (1)
6-9/16" x 3-9/16"	7-1/4"	Sail, Convex	51077 (1)
6-9/16" x 3-5/8"	6-7/8"	Plain	51441 (1)
6-9/16" x 3-5/8"	7-3/16"	Plain	51470 (1)
6-9/16" x 3-13/16"	7-1/16"	Sail	51166 (1)
6-9/16" x 3-15/16"	6-7/8"	Plain	51465 (1)
6-9/16" x 4-1/8"	6-3/4"	Plain	51452 (1)
6-9/16" x 6-9/16"	8-5/16"	Plain, Convex	51243 (1)
6-10/16" x 3-5/16"	6-5/8"	Plain	51492 (1)
6-5/8" x 3-7/16"	7-7/16"	Sail	51062 (1)
6-5/8" x 3-9/16"	6-5/8"	Plain	51434 (1)
6-5/8" x 3-9/16"	6-1/2"	Plain	51624 (1)
6-5/8" x 3-5/8"	7-5/8"	Sail	51389 (1)
6-5/8" x 3-5/8"	6-3/8"	Sport	51749 (1)
6-5/8" x 3-11/16"	7-1/16"	Plain	51725 (1)
6-5/8" x 3-3/4"	7-3/8"	Sport	51340 (1)
6-5/8" x 3-3/4"	7-1/8"	Sail	51348 (1)
6-5/8" x 3-7/8"	7-1/4"	Plain	51489 (1)
6-5/8" x 3-7/8"	6-15/16"	Plain	51756 (1)
6-5/8" x 3-7/8"	7"	Plain	51612 (1)
6-5/8" x 3-15/16"	8-3/8"	Plain	51455 (1)
6-5/8" x 4"	7-1/16"	Plain	51669 (1)
6-5/8" x 4"	7-1/8"	Sail	51709 (1)
6-5/8" x 4-3/16"	7-7/16"	Sail, Convex	51288 (1)
6-5/8" x 4-1/4"	7-3/4"	Sail	51346 (1)
6-5/8" x 4-1/4"	7"	Plain	51103 (1)
6-5/8" x 4-5/16"	7-1/2"	Plain	51729 (1)
6-5/8" x 4-7/16"	7-3/16"	Plain	51561 (1)
6-5/8" x 4-7/16"	7-5/16"	Plain	51664 (1)
6-5/8" x 4-7/16"	7-3/16"	Plain	51741 (1)
6-5/8" x 4-1/2"	7-3/8"	Plain	51711 (1)
6-5/8" x 5-5/8"	7-5/8"	Plain, Convex	51655 (1)
6-5/8" x 5-5/8"	7-1/2"	Plain	51591 (1)
6-5/8" x 10-1/16"	10-15/16"	Plain	51410 (1)
6-5/8" x 15-5/8"	16-5/8"	Plain	51406 (1)
6-11/16" x 3-3/16"	6-3/8"	Plain	51721 (1)
6-11/16" x 3-7/16"	6-3/4"	Plain, Convex	51291 (1)
6-11/16" x 3-1/2"	-	-	51570 (1)
6-11/16" x 3-1/2"	7-7/8"	Sail	51045 (1)
6-11/16" x 3-9/16"	6-9/16"	Plain	51735 (1)
6-11/16" x 3-11/16"	6-7/8"	Plain	51435 (1)
6-11/16" x 3-11/16"	6-7/8"	Plain	51625 (1)
6-11/16" x 3-13/16"	7-5/16"	Plain	51642 (1)
6-11/16" x 3-13/16"	6-3/8"	Sail	51536 (1)
6-11/16" x 3-7/8"	7-3/16"	Plain	51621 (1)
6-11/16" x 3-7/8"	6-15/16"	Plain	51630 (1)
6-11/16" x 3-7/8"	7-1/2"	Sail	51371 (1)
6-11/16" x 4-1/8"	7-3/8"	Sail	51127 (1)
6-11/16" x 5-1/2"	9-1/4"	Sail	51497 (1)
6-11/16" x 12"	12-9/16"	Plain	51421 (1)

(continued in next column)

(continued on next page)

Mirror Replacement Glass (continued)



Size	Diagonal	Style	LOOK! Part #
6-3/4" x 3-1/4"	7-1/2"	Sail	51370 (1)
6-3/4" x 3-1/4"	7-1/2"	Sail	51376 (1)
6-3/4" x 3-5/16"	6-15/16"	Plain	51734 (1)
6-3/4" x 3-7/16"	7-1/2"	Sail	51154 (1)
6-3/4" x 3-1/2"	6-3/4"	Plain	51552 (1)
6-3/4" x 3-1/2"	7-1/4"	Sail	51699 (1)
6-3/4" x 3-1/2"	6-7/16"	Sport	51606 (1)
6-3/4" x 3-1/2"	6-1/2"	Plain	51748 (1)
6-3/4" x 3-9/16"	6-13/16"	Plain	51731 (1)
6-3/4" x 3-5/8"	7-1/16"	Plain	51651 (1)
6-3/4" x 3-3/4"	7-1/4"	Plain	51648 (1)
6-3/4" x 3-3/4"	6-1/8"	Sail	51347 (1)
6-3/4" x 3-13/16"	7-3/4"	Sail	51178 (1)
6-3/4" x 4"	6-7/8"	Plain	51645 (1)
6-3/4" x 4"	7-1/8"	Sail	51362 (1)
6-3/4" x 4-1/16"	6-15/16"	Plain	51446 (1)
6-3/4" x 4-1/2"	7-3/16"	Plain	51557 (1)
6-3/4" x 4-1/2"	7-1/4"	Plain	51737 (1)
6-3/4" x 4-9/16"	7-3/8"	Sail	51313 (1)
6-3/4" x 4-9/16"	7-3/8"	Sail, Convex	51255 (1)
6-3/4" x 4-5/8"	7-5/16"	Sport	51490 (1)
6-3/4" x 4-13/16"	7-13/16"	Sport	51339 (1)
6-3/4" x 4-7/8"	7-7/8"	Sail	51456 (1)
6-3/4" x 4-15/16"	7-3/16"	Plain	51430 (1)
6-3/4" x 5-5/8"	9-5/16"	Sail	51018 (1)
6-3/4" x 5-11/16"	7-1/2"	Plain	51596 (1)
6-3/4" x 5-3/4"	7-11/16"	Plain	51585 (1)
6-3/4" x 5-7/8"	7-7/8"	Sport	51487 (1)
6-3/4" x 5-15/16"	7-1/2"	Plain	51477 (1)
6-3/4" x 6-3/16"	8-1/8"	Plain	51577 (1)
6-13/16" x 3-7/16"	6-3/4"	Plain	51436 (1)
6-13/16" x 3-5/8"	6-5/8"	Plain	51608 (1)
6-13/16" x 3-5/8"	6-15/16"	Sport	51753 (1)
6-13/16" x 3-7/8"	7-7/16"	Sail	51724 (1)
6-13/16" x 3-15/16"	7"	Sail	51129 (1)
6-13/16" x 3-15/16"	7"	Sail, Convex	51290 (1)
6-13/16" x 4-1/16"	7-1/4"	Sail	51215 (1)
6-13/16" x 4-1/8"	7-1/2"	Sail	51459 (1)
6-13/16" x 4-11/16"	7-5/8"	Plain	51300 (1)
6-13/16" x 4-3/4"	8-1/4"	Sail	51099 (1)
6-13/16" x 6-1/4"	8-1/8"	Plain	51684 (1)
6-7/8" x 3-3/8"	6-5/8"	Plain	51453 (1)
6-7/8" x 3-7/16"	7-9/16"	Sail, Convex	51081 (1)
6-7/8" x 3-1/2"	6-3/4"	Plain	51537 (1)
6-7/8" x 3-1/2"	6-13/16"	Plain	51573 (1)
6-7/8" x 3-1/2"	6-3/4"	Plain	51722 (1)
6-7/8" x 3-1/2"	6-3/4"	Plain	51751 (1)
6-7/8" x 3-1/2"	6-3/4"	Sport	51442 (1)
6-7/8" x 3-9/16"	6-7/8"	Plain	51439 (1)
6-7/8" x 3-5/8"	6-7/8"	Plain	51607 (1)

(continued in next column)

Size	Diagonal	Style	LOOK! Part #
6-7/8" x 3-5/8"	6-9/16"	Plain	51558 (1)
6-7/8" x 3-13/16"	7"	Sail	51358 (1)
6-7/8" x 3-7/8"	7-1/16"	Sport	51569 (1)
6-7/8" x 3-7/8"	7-1/2"	Sail	51572 (1)
6-7/8" x 4"	7-15/16"	Plain	51744 (1)
6-7/8" x 4-1/4"	7-7/8"	Sail, Convex	51074 (1)
6-7/8" x 4-3/8"	6-3/4"	Plain	51626 (1)
6-7/8" x 4-3/8"	6-1/2"	Plain	51437 (1)
6-7/8" x 4-1/2"	6-11/16"	Sport	51718 (1)
6-7/8" x 4-1/2"	6-3/8"	Plain	51656 (1)
6-7/8" x 4-1/2"	7"	Sail	51482 (1)
6-7/8" x 4-11/16"	7-3/4"	Plain, Convex	51248 (1)
6-7/8" x 4-3/4"	7-5/8"	Plain	51506 (1)
6-7/8" x 4-3/4"	8-1/4"	Sail, Convex	51289 (1)
6-7/8" x 4-13/16"	7-9/16"	Sail	51367 (1)
6-7/8" x 4-13/16"	7-11/16"	Sail, Convex	51360 (1)
6-7/8" x 4-7/8"	7-5/16"	Plain	51090 (1)
6-7/8" x 5-1/16"	8-1/16"	Sail	51324 (1)
6-7/8" x 5-1/2"	7-13/16"	Plain	51584 (1)
6-7/8" x 5-1/2"	7-1/2"	Plain	51485 (1)
6-7/8" x 5-9/16"	7-3/4"	Plain	51689 (1)
6-7/8" x 5-11/16"	9-5/16"	Sail, Convex	51231 (1)
6-15/16" x 3-5/8"	6-13/16"	Plain, Convex	51273 (1)
6-15/16" x 3-7/8"	7-5/32"	Plain	51627 (1)
6-15/16" x 4"	7-1/4"	Plain	51564 (1)
6-15/16" x 4"	7-1/8"	Sport	51438 (1)
6-15/16" x 4-3/16"	7-1/2"	Plain	51302 (1)
6-15/16" x 4-1/8"	7"	Sail	51364 (1)
6-15/16" x 4-1/2"	8-7/16"	Sail, Convex	51287 (1)
6-15/16" x 4-9/16"	7-3/8"	Plain	51556 (1)
6-15/16" x 4-9/16"	7-7/16"	Plain	51736 (1)
6-15/16" x 4-3/4"	7-7/8"	Sail	51310 (1)
7" x 3-5/16"	6-7/8"	Plain	51613 (1)
7" x 3-3/4"	7-3/8"	Sail	51543 (1)
7" x 3-3/4"	7-1/4"	Sport	51770 (1)
7" x 3-3/4"	7"	Sail	51760 (1)
7" x 3-3/4"	7"	Sport	51763 (1)
7" x 3-7/8"	7-1/4"	Sport	51445 (1)
7" x 3-15/16"	7-3/16"	Sail	51338 (1)
7" x 4"	6-7/8"	Plain	51694 (1)
7" x 4"	7-1/4"	Plain	51762 (1)
7" x 4"	7-1/4"	Plain	51765 (1)
7" x 4"	7-1/4"	Sport	51551 (1)
7" x 4-3/16"	7-7/16"	Plain	51565 (1)
7" x 4-1/4"	7-7/8"	Sail	51058 (1)
7" x 4-1/4"	7"	Plain	51758 (1)
7" x 4-1/4"	7"	Plain	51759 (1)
7" x 4-13/16"	4-3/4"	Plain	51531 (1)
7" x 5"	7-1/2"	Plain	51659 (1)
7" x 5-11/16"	8-1/16"	Plain	51316 (1)

(continued on next page)



Mirror Replacement Glass (continued)



Size	Diagonal	Style	LOOK! Part #
7" x 5-11/16"	8-1/4"	Plain, Convex	51249 (1)
7" x 7-15/16"	9-1/8"	Plain	51598 (1)
7-1/16" x 3-7/8"	7-1/4"	Sport	51769 (1)
7-1/16" x 3-15/16"	7-1/2"	Plain	51746 (1)
7-1/16" x 3-15/16"	7-1/2"	Plain	51567 (1)
7-1/16" x 4"	7-1/4"	Plain	51733 (1)
7-1/16" x 5-1/16"	7-3/4"	Plain	51575 (1)
7-1/8" x 3-15/16"	6-3/4"	Sport	51424 (1)
7-1/8" x 3-15/16"	7-3/16"	Sport	51451 (1)
7-1/8" x 3-15/16"	7"	Plain	51617 (1)
7-1/8" x 4"	8"	Plain	51554 (1)
7-1/8" x 4-1/4"	7-1/2"	Sail	51766 (1)
7-1/8" x 4-3/4"	8-1/4"	Sail	51679 (1)
7-1/8" x 4-7/8"	8-1/8"	Plain	51597 (1)
7-1/8" x 4-7/8"	7-3/4"	Sail	51374 (1)
7-1/8" x 4-15/16"	8-3/16"	Plain	51478 (1)
7-1/8" x 5-1/8"	7-7/8"	Plain	51681 (1)
7-1/8" x 5-1/4"	8-1/8"	Plain	51089 (1)
7-1/8" x 5-1/4"	8-1/8"	Swing Out/Plain	51512 (1)
7-1/8" x 10-1/8"	11"	Swing Out/Plain	51668 (1)
7-3/16" x 4-7/8"	7-7/16"	Plain	51476 (1)
7-3/16" x 4-7/8"	7-7/16"	Plain	51595 (1)
7-3/16" x 5-1/2"	8-3/16"	Sail	51311 (1)
7-1/4" x 4-1/4"	7-1/2"	Sail	51767 (1)
7-1/4" x 4-1/2"	7-11/16"	Plain	51611 (1)
7-1/4" x 5-1/4"	8-1/4"	Sail	51665 (1)
7-1/4" x 5-1/2"	8-7/16"	Plain	51663 (1)
7-1/4" x 5-1/2"	8-7/16"	Plain	51530 (1)
7-5/16" x 3-5/8"	6-7/8"	Sport	51428 (1)
7-5/16" x 3-7/8"	7-3/4"	Sail	51359 (1)
7-5/16" x 4-3/8"	8-1/4"	Sport	51483 (1)
7-5/16" x 4-9/16"	8-1/16"	Sail, Convex	51284 (1)
7-5/16" x 4-5/8"	7-5/8"	Plain	51473 (1)
7-5/16" x 4-11/16"	7-5/8"	Plain	51631 (1)
7-5/16" x 4-13/16"	7-15/16"	Sail	51378 (1)
7-3/8" x 3-11/16"	7-1/8"	Sport	51752 (1)
7-3/8" x 4"	7-3/16"	Plain	51637 (1)
7-3/8" x 4-1/8"	7-5/8"	Plain	51447 (1)
7-3/8" x 4-1/4"	7-5/8"	Sport	51349 (1)
7-3/8" x 4-1/4"	7-5/8"	Sport	51366 (1)
7-3/8" x 4-5/16"	7-9/16"	Plain	51471 (1)
7-3/8" x 4-1/2"	7-3/4"	Sail	51333 (1)
7-3/8" x 4-9/16"	8"	Sail	51319 (1)
7-3/8" x 4-5/8"	7-5/8"	Plain	51472 (1)
7-3/8" x 5"	8-5/16"	Plain	51583 (1)
7-3/8" x 5-3/8"	7-3/4"	Plain	51592 (1)
7-3/8" x 5-9/16"	7-15/16"	Plain	51677 (1)
7-3/8" x 5-5/8"	8-3/16"	Plain	51518 (1)
7-3/8" x 6"	8-7/8"	Plain	51486 (1)
7-3/8" x 16-3/8"	16-3/4"	Sail	51413 (1)

(continued in next column)

Size	Diagonal	Style	LOOK! Part #
7-7/16" x 3-9/16"	6-5/8"	Sport	51382 (1)
7-7/16" x 4-5/16"	7-9/16"	Plain	51629 (1)
7-7/16" x 4-5/16"	8-1/16"	Sail	51342 (1)
7-7/16" x 5-3/8"	8-3/4"	Plain	51484 (1)
7-1/2" x 4-1/4"	7-1/2"	Sail	51633 (1)
7-1/2" x 4-1/2"	8"	Sail	51768 (1)
7-1/2" x 4-7/8"	8-1/4"	Sail	51586 (1)
7-1/2" x 6-1/4"	9"	Plain	51603 (1)
7-1/2" x 11-3/4"	8"	Plain	51600 (1)
7-5/8" x 4-5/16"	8-1/4"	Sail	51343 (1)
7-3/4" x 3-7/8"	7-1/4"	Plain	51614 (1)
7-3/4" x 3-7/8"	7-1/4"	Sail	51422 (1)
7-3/4" x 4-7/8"	8"	Plain	51590 (1)
7-3/4" x 5-1/4"	8-3/4"	Plain	51488 (1)
7-3/4" x 5-5/8"	9-1/4"	Sail	51666 (1)
7-13/16" x 5-13/16"	8-5/16"	Plain	51475 (1)
7-13/16" x 7-13/16"	9-15/16"	Plain	51327 (1)
7-13/16" x 7-13/16"	9-15/16"	Plain	51418 (1)
7-7/8" x 3-1/2"	6-15/16"	Plain	51444 (1)
7-7/8" x 4-7/8"	8-3/4"	Plain	51519 (1)
7-7/8" x 5-3/4"	8-3/8"	Plain	51594 (1)
7-7/8" x 5-3/4"	8-3/8"	Sport	51474 (1)
7-7/8" x 5-7/8"	8-5/16"	Sport	51593 (1)
7-15/16" x 5"	8-9/16"	Plain	51021 (1)
7-15/16" x 7-3/16"	9-1/8"	Plain	51479 (1)
8" x 5"	8-11/16"	Plain	51019 (1)
8" x 5"	8-11/16"	Plain, Convex	51095 (1)
8-1/16" x 5-1/16"	8-9/16"	Plain	51317 (1)
8-1/16" x 5-1/8"	8-5/8"	Plain, Convex	51250 (1)
8-1/16" x 5-1/8"	8-7/8"	Sail, Convex	51275 (1)
8-1/16" x 5-3/16"	8-9/16"	Swing Out	51521 (1)
8-1/16" x 5-3/16"	8-9/16"	Swing Out/Plain	51678 (1)
8-1/16" x 5-5/16"	8-7/8"	Sport	51480 (1)
8-1/8" x 5-1/16"	8-7/8"	Sail	51312 (1)
8-1/8" x 7-1/4"	11-1/4"	Sail	51331 (1)
8-3/16" x 4-15/16"	8-3/4"	Plain	51675 (1)
8-3/16" x 4-15/16"	8-9/16"	Sail	51318 (1)
8-1/4" x 5"	8-1/4"	Plain	51579 (1)
8-1/4" x 5-1/4"	8-7/8"	Sport	51599 (1)
8-1/4" x 5-3/8"	8-7/8"	Sail	51757 (1)
8-1/4" x 5-11/16"	9-1/8"	Plain	51672 (1)
8-1/4" x 5-3/4"	9-13/16"	Sail	51315 (1)
8-1/4" x 5-3/4"	9-7/8"	Sail, Convex	51254 (1)
8-1/4" x 7-1/4"	11-3/16"	Sail	51326 (1)
8-7/16" x 5-7/8"	9-3/16"	Swing Out	51578 (1)
8-7/16" x 5-7/8"	9-3/16"	Swing Out	51683 (1)
8-9/16" x 5-1/2"	9-1/8"	Plain	51020 (1)
8-5/8" x 5"	10-3/16"	Sail	51308 (1)
8-5/8" x 5-5/8"	9-3/8"	Plain	51097 (1)
8-5/8" x 6-1/8"	9-7/16"	Plain	51693 (1)

(continued on next page)

Mirror Replacement Glass (continued)



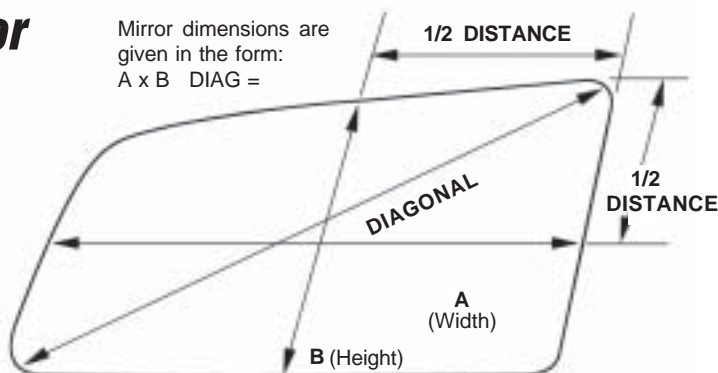
Size	Diagonal	Style	LOOK! Part #
8-5/8" x 6-1/8"	9-3/8"	Plain	51695 (1)
8-11/16" x 6-3/16"	9-7/16"	Swing Out	51516 (1)
8-11/16" x 6-3/16"	9-1/2"	Plain	51102 (1)
8-3/4" x 6-3/16"	9-7/16"	Plain, Convex	51267 (1)
8-3/4" x 6-3/16"	9-1/2"	Plain	51588 (1)
8-13/16" x 6-1/16"	9-1/2"	Plain	51587 (1)
8-13/16" x 6-1/16"	9-1/2"	Plain	51692 (1)
8-7/8" x 5-7/8"	10-1/8"	Plain	51017 (1)
8-15/16" x 6-3/8"	9-9/16"	Plain	51323 (1)
9" x 5-3/16"	10-3/8"	Sail, Convex	51279 (1)
9" x 6-1/4"	9-1/16"	Plain	51601 (1)
9" x 6-5/16"	9-1/8"	Plain	51481 (1)
9" x 6-3/8"	9-5/8"	Plain, Convex	51078 (1)
9" x 6-1/2"	9-5/8"	Plain	51015 (1)
9-1/32" x 6"	9-7/8"	Plain	51096 (1)
9-1/16" x 5-3/16"	10"	Sail, Convex	51265 (1)
9-1/16" x 6-1/16"	10-5/16"	Plain	51016 (1)
9-1/16" x 6-1/8"	9-3/8"	Plain	51325 (1)
9-1/16" x 6-1/8"	9-3/8"	Plain, Convex	51295 (1)
9-1/16" x 6-3/16"	9-3/8"	Plain	51581 (1)
9-1/16" x 6-3/16"	9-3/8"	Plain	51686 (1)

Size	Diagonal	Style	LOOK! Part #
9-1/8" x 5-5/16"	10-3/16"	Sail	51582 (1)
9-1/8" x 6-3/8"	9-5/8"	Plain	51328 (1)
9-3/16" x 6-3/8"	9-5/8"	Plain, Convex	51283 (1)
9-1/4" x 6-9/16"	10"	Plain	51589 (1)
9-5/16" x 5-9/16"	9-11/16"	Plain	51322 (1)
9-3/8" x 6-5/8"	10"	Plain	51696 (1)
9-3/8" x 8-1/4"	12-7/8"	Sail	51330 (1)
9-1/2" x 5-1/2"	10-1/8"	Plain	51088 (1)
9-1/2" x 8-3/16"	13-1/8"	Sail	51329 (1)
9-13/16" x 6-3/8"		Plain	51296 (1)
9-13/16" x 6-3/8"	10-3/4"	Plain	51414 (1)
10" x 7"	10-7/8"	Plain	51014 (1)
10-1/2" x 5-1/2"	10-15/16"	Plain	51087 (1)
15-1/16" x 6-3/16"	15-3/4"	Plain	51297 (1)
15-1/2" x 6-5/16"	15-9/16"	Plain	51082 (1)
15-1/2" x 7"	15-11/16"	Plain	51083 (1)
15-9/16" x 6-11/16"	16-1/2"	Plain	51086 (1)
16" x 5-7/8"	17"	Plain	51084 (1)
16" x 6-3/16"	17-1/8"	Plain	51085 (1)
Mirror Gasket	Mirror Gasket	Mirror Gasket	51108 (1)

(continued in next column)

How to Measure Mirror

- Make all measurements through the center of the mirror, except diagonal.
- Use measurement "A" to determine width.
- Use measurement "B" to determine height.



Motor Mount Bolt & Nut

HELP!
Underhood

81101 (1)

HELP![®]



Motor Mount Bolt & Nut

GM. Grade 8 bolt with pilot point end for easy installation. Flanged head for greater load distribution. Includes grade 8 prevailing torque nut. Include with every GM motor mount sale.



Motor Mount Bolt & Nut Kit **81101** includes a special flanged head bolt with a pilot point for easy installation. Always torque properly using the included prevailing torque nut.



Inverted Flare Fittings

Type	Tube Size (OD)	Pipe Size	Standard Pack (Qty.)	Everbrass (Qty.)
90° Male Elbow	3/8" 1/2"	3/8" MNPT 3/8" MNPT		400EEE (1) 400F (1)
Adapter Tee	1/4" x 3/16"	1/4"		752C (1)
Female Branch Tee	3/16" x 3/16" 1/4" x 1/4" 5/16" x 5/16"	1/8" 1/8" 1/8"		652B (1) 652C (1) 652D (1)
Female Connector	3/16" 1/4" 5/16"	1/8" FNPT 1/8" FNPT 1/8" FNPT	490-500 (10) 490-501 (10) 490-502 (10)	600B (1) 600C (1) 600D (1)
Male Branch Tee	3/16"	1/8"		602B (1)
Male Connector	1/8" 3/16" 3/16" 1/4" 1/4" 1/4" 5/16" 5/16" 5/16" 5/16" 5/16" 3/8" 3/8" 3/8" 1/2"	1/8" MNPT 1/8" MNPT 1/8" MNPT 1/8" MNPT 1/8" MNPT 1/4" MNPT 1/4" MNPT 1/8" MNPT 1/8" MNPT 1/4" MNPT 1/4" MNPT 3/8" MNPT 1/8" MNPT 1/4" MNPT 3/8" MNPT 3/8" MNPT	490-311 (10) 499-022 (10) 490-312 (10) 499-071 (10) 490-313 (10) 490-314 (10) 499-121 (10) 499-122 (10) 490-315 (10) 7771 (1) 200EEE (1) 490-316 (10) 490-317 (10)	200A (1) 200B (1) 200C (1) 200CC (1) 200D (1) 805D (1) 200DD (1) 7771 (1) 200EEE (1) 200E (1) 200EE (1) 200F (1)
Male Run Tee	1/4"	1/8" x 1/8"		550C (1)
Nut (Steel)	1/4"	9/16" -18		105CY (1)

Type	Tube Size (OD)	Pipe Size	Standard Pack (Qty.)	Everbrass (Qty.)
Nut (Steel)	1/2"	1/2"		105F (1)
Plug - Steel	3/16" 1/4" 5/16" 3/8"	N/A N/A N/A N/A	490-490 (10) 490-491 (10) 490-492 (10) 490-493 (10)	500B (1) 500C (1) 500D (1) 500E (1)
Tube Nut - Brass	3/16" 1/4" 5/16" 3/8"	N/A N/A	490-290 (10) 490-291 (10) 490-292 (10) 490-293 (10)	
Tube Nut - Long Steel	3/16" 1/4"	N/A N/A	490-495 (10) 490-496 (10)	105BL (1) 105CL (1)
Tube Nut - Steel	1/8" 3/16" Standard Flare 1/4" 5/16" 3/8"	N/A N/A N/A N/A N/A	490-295 (10) 490-296 (10) 490-297 (10) 490-298 (10) 490-299 (10)	105A (1) 105B (1) 105C (1) 105D (1) 105E (1)
Union	1/8" 3/16" 1/4" 5/16" 3/8" 1/2"	N/A N/A N/A N/A	499-330 (5) 499-331 (5) 490-332 (5) 499-333 (5)	300A (1) 300B (1) 300C (1) 300D (1) 300E (1) 300F (1)
Union Elbow	1/4" 5/16"			502C (1) 502D (1)
Union Tee	5/16" x 5/16" x 5/16" 3/8" x 3/8" x 3/8"			702D (1) 702E (1)

7

Push-On Hose Fittings

Push-On Hose Fittings



Type	Hose Size (ID)	Tube/Pipe Size	Standard Pack (Qty.)	Everbrass (Qty.)
Connector - Male (MNPT)	1/4"	1/8"		2729 (1)
	1/4"	1/4"	491-020 (5)	2730 (1)
	5/16"	1/8"		2731 (1)
	5/16"	1/4"	491-021 (5)	2732 (1)
	3/8"	1/8"		2796 (1)
	3/8"	1/4"	491-022 (5)	2733 (1)
	3/8"	3/8"	491-023 (5)	2734 (1)
Connector - Rigid Male SAE 45°	1/4"	1/4" (OD Tube)	491-015 (5)	2770 (1)
	1/4"	5/16" (OD Tube)	491-016 (5)	2771 (1)
	3/8"	3/8" (OD Tube)	491-017 (5)	2772 (1)
Elbow - 90° Male Pipe (MNPT)	1/4"	1/4"	491-001 (5)	
	5/16"	1/4"	491-002 (5)	E1721 (1)
	5/16"	3/8"	491-004 (5)	
	3/8"	1/4"	491-003 (5)	E1725 (1)
	3/8"	3/8"	491-005 (5)	
Mender	1/4"	N/A	491-030 (5)	2776 (1)
	5/16"	N/A	491-031 (5)	2777 (1)
	3/8"	N/A	491-032 (5)	2778 (1)
	1/2"	N/A		2779 (1)
Swivel - Female SAE 45°	1/4"	1/4" (OD Tube)	491-010 (5)	2765 (1)
	1/4"	5/16" (OD Tube)	491-011 (5)	2766 (1)
	3/8"	5/16" (OD Tube)		2798 (1)
	3/8"	3/8" (OD Tube)	491-012 (5)	2768 (1)

Fuel Hose Fittings

7

Fuel Hose Fittings



Type	Hose Side (ID)	Thread/Tube Size	Standard Pack (Qty.)	Everbrass (Qty.)
90° Male Inverted 45° Flare Swivel Elbow	1/4"	1/4"		1764 (1)
	3/8"	5/16"		1795 (1)
90° Male Pipe Elbow	1/4"	1/8"		E1720 (1)
	5/16"	1/8"		E1712 (1)
	3/8"	1/8"		E1704 (1)
90° Rigid Male Elbow - Pipe Thread	5/16"	1/8" MNPT	492-046 (5)	2878 (1)
	5/16"	1/4" MNPT	492-040 (5)	
	3/8"	1/4" MNPT	492-041 (5)	
90° Swivel Male Elbow - Inverted Flare	1/4"	5/16" Tube	492-022 (5)	1790 (1)
	5/16"	5/16" Tube	492-024 (5)	1791 (1)
	3/8"	3/8" Tube	492-025 (5)	1799 (1)
Female Connector - Inverted	5/16"	5/16" Tube	492-010 (5)	1739 (1)
	3/8"	3/8" Tube	492-011 (5)	
Female Connector - SAE 45° Flare	5/16"	5/16" Tube	492-045 (5)	1738 (1)
Female Inverted 45° Flare	1/4"	5/16"		1703 (1)
	5/16"	5/16"		1735 (1)
GM Carburetor Inlet Repair	5/16"	7/8" -20 (Self-Tapping)		E1521 (1)
Inverted 45° Flare Male Swivel	1/4"	3/16"		2737 (1)
	1/4"	5/16"		2739 (1)
	5/16"	3/8"		2742 (1)
	5/16"	1/4"		2740 (1)
	5/16"	5/16"		2741 (1)
Inverted Flare Hose Fittings	5/16"	5/16"		107U (1)
	3/8"	3/8"		107F (1)
Male Connector - Inverted Flare	5/16"	1/4" Tube	492-007 (5)	E1742DD (1)
	5/16"	5/16" Tube	492-013 (5)	
	5/16"	3/8" Tube	492-027 (5)	

Type	Hose Side (ID)	Thread/Tube Size	Standard Pack (Qty.)	Everbrass (Qty.)
Male Connector - Inverted Flare	3/8"	5/16" Tube	492-028 (5)	E1746 (1)
	3/8"	3/8" Tube	492-006 (5)	E1746EE (1)
Male Connector - Pipe Thread	1/4"	1/8" MNPT	492-003 (5)	E1710 (1)
	1/4"	1/4" MNPT	492-004 (5)	E1709 (1)
	5/16"	1/8" MNPT	492-015 (5)	E1734 (1)
	5/16"	1/4" MNPT	492-026 (5)	E1719 (1)
	3/8"	1/8" MNPT	492-018 (5)	E1705 (1)
	3/8"	1/4" MNPT	492-017 (5)	E1716 (1)
	3/8"	3/8" MNPT	492-020 (5)	E1711 (1)
Male Connector - SAE 45° Thread	5/16"	5/16" Tube	492-012 (5)	
Male Inverted 45° Flare to Barbed Hose	1/4"	5/16"		E1723 (1)
	5/16"	1/4"		E1742 (1)
	5/16"	3/8"		E1726 (1)
Male Pipe to Barbed Hose	1/8"	1/8"		E2658 (1)
	3/16"	1/8"		E2659 (1)
	1/4"	3/8"		E1777 (1)
Male Swivel Connector - Inverted Flare	1/4"	1/4" Tube	492-019 (5)	2738 (1)
	5/16"	5/16" Tube	492-023 (5)	2743 (1)
	3/8"	3/8" Tube	492-021 (5)	
Rigid Inverted 45° Flare Female	1/4"	1/4"		2746 (1)
	1/4"	5/16"		2747 (1)
	3/8"	3/8"		2748 (1)
SAE 37° (JIC) Female Swivel	1/4"	1/4"		2831 (1)
	3/8"	3/8"		2833 (1)
	1/2"	1/2"		2834 (1)
SAE 45° Rigid Male	5/16"	5/16"		E1741 (1)
Three-Way Brass Tee Connector	5/16"	5/16"		E1714 (1)
	1/4"		493-029 (10)	
	5/16"		493-030 (10)	
	3/8"		493-031 (10)	

Brake Line Adaptors

Type	Female Tube Size	Male Tube Size	Part # (Qty.)	Everbrass (Qty.)
Dual Brake	3/16"	3/16" (9/16"-18)		7845 (1)
	3/16" (3/8"-24)	1/2"-20	499-015 (10)	
	3/16" (3/8"-24)BF	1/4" (7/16"-20)BF	499-017 (10)	
	3/16"	1/4" (7/16"-24)		7818 (1)
	3/16"	9/16"-18		7830 (1)
	3/16"	9/16"-20		7831 (1)
	1/4"	3/16" (3/8"-24)		158 (1)
	1/4"	5/16" (1/2"-20)		7832 (1)
	1/4"	9/16"-18		7833 (1)
	5/16" (1/2"-20)	5/8"-18		7834 (1)
	3/8" (5/8"-18)	1/2"-20		7840 (1)
	499-066 (10)			
Tube Adaptors	3/16" (3/8"-24)	5/16" (1/2"-20)		7819 (1)
	3/16" (3/8"-24)	1/4" (7/16"-20)	499-002 (10)	
	1/4" (7/16"-20)	3/16" (3/8"-24)	499-052 (10)	
	1/4" (7/16"-20)	5/16" (1/2"-20)	499-053 (10)	
Long Brake	3/16" (3/8"-24)	3/16" (3/8"-24)		106B (1)
	1/4" (7/16"-20)	5/16" (1/2"-20)		106C (1)



Brake Line Specialty Adaptors



Type	Female Thread Size	Male Tube Size	Male Thread Size	Part # (Qty.)	Everbrass (Qty.)
Bubble Flare	3/8"-24	1/4"	7/16"-20		3007B (1)
	3/8"-24	3/16"	3/8"-24	499-009 (10)	3009B (1)
	3/8"-24	3/16"	M10-1.0	499-004 (10)	3024B (1)
	3/8"-24	3/16"	M10-1.25	499-005 (10)	3026B (1)
	M10-1.0	3/16"	M10-1.25	499-263 (5)	
	M10-1.0	3/16"	M11-1.50	499-266 (5)	
	M10-1.0	3/16"	M11-1.50		3021B (1)
	M10-1.0	3/16"	M12-1.0	499-267 (5)	
	M10-1.0	3/16"	M12-1.0		3022B (1)
	M10-1.0	3/16"	M12-1.50	499-268 (5)	3023B (1)
	Inverted Flare	3/8"-24	3/16"	M10-1.0	
3/8"-24		3/16"	M10-1.25		3028B (1)
3/8"-24		5/16"	1/2"-20	499-003 (10)	

Type	Female Thread Size	Male Tube Size	Male Thread Size	Everbrass (Qty.)
Straight Thread	n/a	3/16"	1/2"-20	7817 (1)
	n/a	3/16"	7/16"-24	7816 (1)
	n/a	1/4"	7/16"-20	7732 (1)
	n/a	1/4"	1/2"-20	7727 (1)
	n/a	5/16"	1/2"-20	1074 (1)

Type	Female End Tubing Size	Thread Size	Male End Tubing Size	Thread Size	Part # (Qty.)
Adaptors	3/16"	n/a	n/a	3/8 NPT	490-540 (5)
	3/8"-24	n/a	3/16" BF	M10-1.25	499-215 (5)

Brake Line Tees



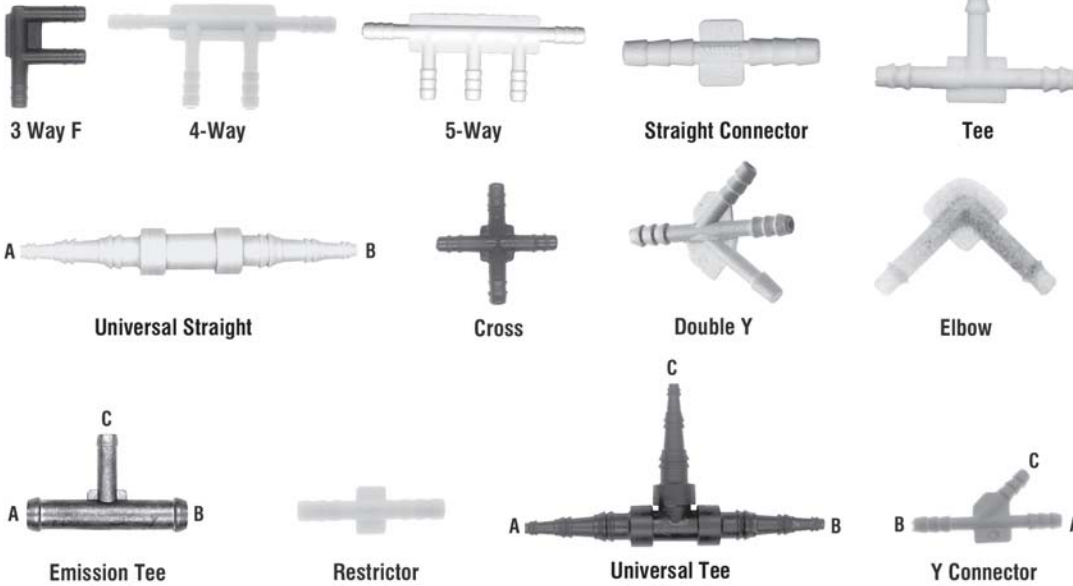
Type	Female Pipe Thread	Female Pipe Thread	Male Pipe Thread	Part # (Qty.)	Everbrass (Qty.)
Inverted Flare	1/8"	1/8"	1/8"		702A (1)
	3/16"	3/16"	3/16"	499-020 (5)	702B (1)
	1/4"	1/4"	1/4"		702C (1)
Trailer Tees	3/16"	3/16"	3/16"	499-326 (3)	56DB (1)
	3/16"	3/16"	5/16"		27BC (1)
	1/4"	3/16"	1/4"		27CB (1)
	1/4"	3/16"	1/4"		27CY (1)
Three-Way Tee	3/16"				27B (1)

Brake Line Unions

Type	Tube Size	Thread Size	Part # (Qty.)	Everbrass (Qty.)
Bubble Flare	3/16"	3/8"-24	499-211 (10)	3005B (1)
	3/16"	M10-1.0	499-251 (10)	3001B (1)
Inverted Flare	3/16"	M10-1.0	499-201 (10)	3006B (1)



Hard Vacuum Connectors



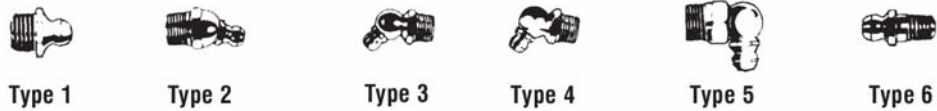
7

Hard Vacuum Connectors

Type	Dia. A	Dia. B	Dia. C	Standard Pack (Qty.)	Everbrass (Qty.)
3 Way F	3/16"	3/16"	3/16"	493-049 (10)	
4-Way	3/16"			493-019 (10)	2681 (1)
5-Way	3/16"			493-020 (10)	
Cross	3/16"			493-048 (10)	
Double Y	3/16"			493-066 (5)	
Elbow	3/16"	3/16"		493-036 (10)	
	1/4"	3/16"		493-037 (10)	
	1/4"	1/4"		493-038 (10)	
	5/16"	5/16"		493-039 (10)	
	3/8"	3/8"		493-055 (10)	
Emission Tee	3/8"	1/4"	3/8"	493-061 (5)	
Restrictor	3/16"			493-021 (10)	
Straight Connector	1/8"	1/8"		493-025 (10)	2641 (1)
	1/8"	1/8"		493-118 (5)	
	1/8"	3/16"		493-060 (10)	
	3/16"	3/16"		493-026 (10)	2642 (1)
	1/4"	1/8"		493-057 (10)	
	1/4"	3/16"		493-043 (10)	2652 (1)
	1/4"	1/4"		493-006 (10)	2643 (1)
	5/16"	5/16"		493-045 (10)	2644 (1)
	3/8"	1/4"		493-044 (10)	
	3/8"	3/8"		493-046 (10)	2645 (1)

Type	Dia. A	Dia. B	Dia. C	Standard Pack (Qty.)	Everbrass (Qty.)
Straight - Universal	1/8" - 3/8"	1/8" - 3/8"		493-012 (10)	
Tee	7/64"	7/64"	7/64"	493-007 (10)	
	1/8"	1/8"	1/8"	493-052 (10)	2630 (1)
	1/8"	1/8"	3/16"	493-053 (10)	2663 (1)
	1/8"	1/8"	1/4"	493-058 (10)	
	1/8"	3/16"	1/8"	493-014 (10)	
	1/8"	1/4"	1/4"	493-047 (10)	
	5/32"	5/32"	5/32"	493-009 (10)	2631 (1)
	3/16"	3/16"	1/8"	493-016 (10)	2665 (1)
	3/16"	3/16"	3/16"	493-050 (10)	2632 (1)
	3/16"	3/16"	1/4"	493-051 (10)	2666 (1)
	3/16"	1/4"	3/16"	493-017 (10)	
	7/32"	7/32"	7/32"	493-010 (10)	
	1/4"	1/4"	1/4"	493-054 (10)	2633 (1)
	5/16"	5/16"	5/16"	493-013 (10)	2634 (1)
	3/8"	1/4"	3/8"	493-028 (10)	
3/8"	3/8"	1/4"	493-015 (10)		
3/8"	3/8"	3/8"	493-024 (10)	2635 (1)	
Tee - Universal	1/8" - 3/8"	1/8" - 3/8"	1/8" - 3/8"	493-011 (10)	
Y Connector	1/8"	1/8"	1/8"	493-027 (10)	
	1/8"	3/16"	1/8"	493-067 (5)	
	3/16"	3/16"	3/16"	493-022 (10)	
	1/4"	1/4"	1/4"	493-023 (10)	
	3/8"	3/8"	3/16"	493-059 (10)	
	5/8"	5/8"	5/8"	493-064 (5)	

Grease Fittings



Type	Size	Style	Standard Pack (Qty.)	Dealer Pak (Qty.)	Everbrass (Qty.)
1	1/8" Pipe	Straight	485-401 (10)	852-401 (10)	1861 (10)
	1/4" Pipe	Straight	485-720 (10)	852-720 (5)	1841 (1)
	1/4"-28	Short Straight	485-701 (25)	852-701 (16)	1851 (1)
	5/16"-24	Straight	485-801 (10)	852-801 (9)	1843 (1)
	3/8"-24	Straight	485-901 (10)		1844 (1)
	M6-1.0	Straight	485-906 (10)	882-906 (11)	1855 (1)
	M8-1.0	Straight	485-910 (10)		1865 (1)
	M10-1.0	Straight	485-915 (10)		1896 (1)
	2	1/8" Pipe	30°	485-402 (10)	
3	1/8" Pipe	45°	485-403 (10)	852-403 (6)	1862 (1)
	1/4"-28	45°	485-704 (10)		
	1/4"-28	45° Short	485-703 (25)	852-703 (6)	1852 (1)
	M6-1.0	45°	485-907 (10)	882-907 (6)	1856 (1)
	M8-1.0	45°	485-911 (10)	882-911 (4)	1866 (1)

Type	Size	Style	Standard Pack (Qty.)	Dealer Pak (Qty.)	Everbrass (Qty.)
3	M10-1.0	45°	485-916 (10)		1897 (1)
4	1/8" Pipe	67-1/2°	485-404 (10)	852-404 (5)	
	1/4" Pipe	67-1/2°	485-721 (10)		1842 (1)
5	1/8" Pipe	90°	485-405 (10)	852-405 (6)	1863 (1)
	1/4"-28	90° Short	485-705 (25)	852-705 (5)	1853 (1)
	M6-1.0	90°	485-908 (10)	882-908 (6)	1857 (1)
	M8-1.0	90°	485-912 (10)		1867 (1)
	M10-1.0	90°	485-917 (10)		1898 (1)
6	1/8"	Long Straight			1864 (1)
	3/16"	Drive Type	485-501 (25)	852-501 (13)	1871 (1)
	1/4"	Drive Type	485-502 (25)	852-502 (11)	1872 (1)
	1/4"-28	Long Straight	485-702 (10)	852-702 (12)	1854 (1)
	5/16"	Drive Type	485-503 (25)		1873 (1)

Bypass Caps

Size	Part # (Qty.)
5/8" I.D.	493-100 (5)
3/4" I.D.	495-101 (5)



Vacuum Caps

Size	Material	Color	Part # (Qty.)
1/8"	Rubber	Black	650-001 (10)
	Rubber	Black	650-008 (10)
	Vinyl	Yellow	650-011 (10)
3/16"	Rubber	Black	650-002 (10)
	Vinyl	Blue	650-012 (10)
7/32"	Rubber	Black	650-006 (10)
1/4"	Rubber	Black	650-003 (10)

Size	Material	Color	Part # (Qty.)
1/4"	Vinyl	Red	650-013 (10)
5/16"	Rubber	Black	650-004 (10)
	Vinyl	White	650-014 (10)
3/8"	Rubber	Black	650-005 (10)
	Vinyl	Black	650-015 (10)
1/2"	Rubber	Black	650-007 (5)



Soft Vacuum Connectors



Type	Size	Part # (Qty.)
Connector	1/8" x 11/64"	493-102 (5)
	1/8" x 11/64"	493-106 (5)
	1/8" x 7/32"	493-103 (5)
	9/64" x 7/32"	493-104 (5)
	5/32"	493-107 (5)
	5/32" x 1/8"	493-105 (5)
Elbow	7/64" x 7/64"	493-113 (5)

Type	Size	Part # (Qty.)
Elbow "F-Type"	3/16" x 5/32"	493-114 (5)
Rubber Connector	2" x 5/32" (4.0mm)	493-119 (5)
	2" x 3/16" (4.7mm)	493-120 (5)
	2" x 1/4" (6.4mm)	493-121 (5)
Splitters	1/8"	493-122 (5)
"Y" Type Connectors	1/8"	493-065 (5)

PCV Elbows and Grommets

Type	Description	Dorman (Qty.)	HELP! (Qty.)
PCV Elbow	GM 1990-76	493-226 (3)	47034 (1)
PCV Elbow	Chrysler 1994-88 w/2.2L & 2.5L engines	493-233 (3)	47028 (1)
PCV Grommet	Toyota 2003-79	493-210 (3)	42058 (1)
PCV Grommet	Toyota 1995-70	493-209 (3)	42057 (1)
PCV Grommet	GM w/3.4L 2003-96, w/3.1L 2003-88, w/2.8L 1989-87	493-247 (3)	42313 (1)
PCV Grommet	GM 1996-70 w/2.8L engine	493-206 (3)	42062 (1)
PCV Grommet	GM 1995-68	493-212 (3)	42052 (1)
PCV Grommet	GM 1993-63	493-208 (3)	42056 (1)
PCV Grommet	GM 1990-82	493-203 (3)	42067 (1)
PCV Grommet	GM 1988-70 w/3.8L & 4.1L engines	493-205 (3)	42061 (1)
PCV Grommet	GM 1985-84 w/3.8L engine	493-263 (3)	42331 (1)
PCV Grommet	GM 1983-76; AMC 1988-83 w/6 cyl engine & 1988-83 w/ 4 cyl (rear) engine	493-213 (3)	42059 (1)
PCV Grommet	GM 1983-76; AMC 1988-83 w/6 cyl engine & 1988-83 w/ 4 cyl (rear) engine	493-215 (3)	42059 (1)
PCV Grommet	Ford/Mercury 2003-75 w/1.9L, 2.3L, 2.5L, 3.0L, 3.8L & 351 W engines	493-216 (3)	42049 (1)
PCV Grommet	Ford 1/2" ID 1997-68	493-201 (3)	42065 (1)
PCV Grommet	Ford 5/8" ID 1989-68	493-202 (3)	42066 (1)

For complete application information, see Motormite Catalogs MM24010 and 2500020.


Emission Control & Fuel Lines

Hose Diameter	Length	Part # (Qty.)
3/16" (4.8mm)	100'	503-095 (1)
3/16" (4.8mm)	50'	503-093 (1)
1/4" (6.35mm)	25'	503-100 (1)

Hose Diameter	Length	Part # (Qty.)
5/16" (7.9mm)	25'	503-110 (1)
3/8" (9.5mm)	25'	503-120 (1)
3/8" (9.5mm)	50'	503-123 (1)

Multi-Purpose Tubing

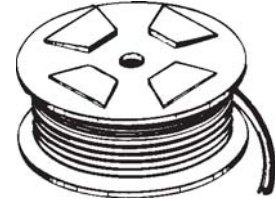
Tubing Length	Tubing Dia.	Type	Part # (Qty.)
2'	1/4" (6.4mm)	Rubber Connector	493-121 (5)
2'	3/16" (4.7mm)	Rubber Connector	493-120 (5)
2'	5/32" (4.0mm)	Rubber Connector	493-119 (5)
50'	5/32" (4.0mm)	Windshield/Vacuum	506-009 (1)
50'	7/32" (5.6mm)	Windshield/Vacuum	506-010 (1)
50'	1/4" (6.4mm)	Hard Nylon	490-914 (1)
100'	5/16" (7.9mm)	Fuel Line	503-113 (1)
100'	7/64" (2.8mm)	Windshield/Vacuum	506-007 (1)



Copper Tubing

Size	Length	Wall Thickness	Part # (Qty.)
1/8"	100'	0.030"	525-007 (1)
1/8"	25'	0.030"	510-007 (1)
3/16"	100'	0.030"	525-009 (1)
3/16"	25'	0.030"	510-009 (1)
3/16"	50'	0.030"	520-009 (1)
1/4"	100'	0.030"	525-010 (1)
1/4"	25'	0.030"	510-010 (1)
1/4"	50'	0.030"	520-010 (1)
5/16"	100'	0.032"	525-011 (1)

Size	Length	Wall Thickness	Part # (Qty.)
5/16"	25'	0.032"	510-011 (1)
5/16"	50'	0.032"	520-011 (1)
3/8"	100'	0.032"	525-012 (1)
3/8"	25'	0.032"	510-012 (1)
3/8"	50'	0.032"	520-012 (1)
7/16"	25'	0.032"	510-013 (1)
1/2"	25'	0.032"	510-014 (1)
1/2"	50'	0.032"	520-014 (1)
5/8"	25'	0.035"	510-016 (1)



Section 8

Multi-Purpose Tubing

Cup Type Expansion Plugs (Listed by standard size)



Nominal Dia.	Type	Height	Closed End Dia.	Open End Dia.	Part # (Qty.)
13/32"	Steel	0.500"	0.380"	0.427"	555-001 (10)
7/16"	Steel	0.250"	0.469"	0.464"	555-002 (10)
7/16"SC	Steel	0.170"	0.434"	0.448"	555-003 (10)
29/64"SC	Steel	0.220"	0.438"	0.456"	555-004 (10)
1/2"	Steel	0.280"	0.522"	0.536"	555-005 (10)
1/2"	Brass	0.280"	0.522"	0.536"	565-005 (10)
1/2"SC	Steel	0.180"	0.495"	0.508"	555-006 (10)
17/32"	Steel	0.180"	0.534"	0.547"	555-007 (10)
9/16"	Steel	0.265"	0.564"	0.574"	555-008 (10)
9/16"	Brass	0.265"	0.564"	0.574"	565-008 (10)
19/32"	Steel	0.280"	0.575"	0.593"	555-009 (10)
39/64"SC	Steel	0.200"	0.622"	0.635"	555-067 (10)
5/8"	Steel	0.650"	0.605"	0.652"	555-010 (10)
5/8"SC	Steel	0.230"	0.615"	0.627"	555-011 (10)
5/8"SC	Brass	0.230"	0.615"	0.627"	565-011 (10)
21/32"	Steel	0.320"	0.634"	0.659"	555-090 (10)
21/32"	Steel	0.351"	0.640"	0.656"	555-131 (5)
43/64"	Steel	0.270"	0.666"	0.666"	555-120 (10)
45/64"	Steel	0.220"	0.692"	0.703"	555-082 (10)
45/64"SC	Steel	0.190"	0.699"	0.712"	555-066 (10)
3/4"	Steel	0.250"	0.747"	0.757"	555-012 (10)
3/4"	Brass	0.250"	0.747"	0.757"	565-012 (10)
13/16"	Steel	0.330"	0.812"	0.825"	555-013 (10)
53/64"	Steel	0.290"	0.823"	0.825"	555-118 (10)
7/8"	Steel	0.335"	0.880"	0.890"	555-014 (10)
7/8"	Brass	0.335"	0.880"	0.890"	565-014 (10)
7/8"	Steel	0.500"	0.871"	0.875"	555-119 (10)
29/32"	Steel	0.310"	0.912"	0.925"	555-015 (10)
29/32"	Brass	0.310"	0.912"	0.925"	565-015 (10)
29/32"	Steel	0.316"	0.911"	0.914"	555-113 (10)
15/16"	Steel	0.380"	0.934"	0.950"	555-016 (10)
15/16"	Brass	0.380"	0.934"	0.950"	565-016 (10)
61/64"	Steel	0.250"	0.947"	0.953"	555-125 (10)
1"	Steel	0.435"	1.002"	1.010"	555-017 (10)
1"	Brass	0.435"	1.002"	1.010"	565-017 (10)
1"	Steel	0.260"	1.007"	1.020"	555-018 (10)
1"	Brass	0.260"	1.007"	1.020"	565-018 (10)
1"SC	Steel	0.308"	0.982"	1.000"	555-091 (10)
1-1/8"	Steel	0.505"	1.132"	1.145"	555-019 (10)

Nominal Dia.	Type	Height	Closed End Dia.	Open End Dia.	Part # (Qty.)
1-1/8"	Brass	0.505"	1.132"	1.145"	565-019 (10)
1-1/8"SC	Steel	0.400"	1.120"	1.132"	555-020 (10)
1-1/8"SC	Brass	0.400"	1.120"	1.132"	565-020 (10)
1-3/16"	Steel	0.510"	1.187"	1.199"	555-021 (10)
1-3/16"	Steel	0.410"	1.189"	1.202"	555-086 (10)
1-7/32"	Steel	0.500"	1.222"	1.235"	555-022 (10)
1-1/4"	Steel	0.400"	1.249"	1.260"	555-023 (10)
1-1/4"	Brass	0.400"	1.249"	1.260"	565-023 (10)
1-1/4"SC	Steel	0.280"	1.252"	1.263"	555-024 (10)
1-1/4"SC	Brass	0.280"	1.252"	1.263"	565-024 (10)
1-21/64"SC	Steel	0.300"	1.317"	1.330"	555-072 (10)
1-21/64"SC	Brass	0.300"	1.317"	1.330"	565-072 (10)
1-3/8"	Steel	0.325"	1.382"	1.395"	555-025 (10)
1-3/8"	Brass	0.325"	1.382"	1.395"	565-025 (10)
1-31/64"SC	Brass	0.380"	1.507"	1.487"	565-026 (10)
1-1/2"	Steel	0.570"	1.500"	1.511"	555-027 (10)
1-1/2"	Brass	0.570"	1.500"	1.511"	565-027 (10)
1-1/2"	Steel	0.450"	1.502"	1.515"	555-028 (10)
1-1/2"	Brass	0.450"	1.502"	1.515"	565-028 (10)
1-1/2"	Brass	0.450"	1.502"	1.515"	565-828 (100)
1-33/64"	Steel	0.310"	1.517"	1.522"	555-116 (10)
1-9/16"	Steel	0.380"	1.567"	1.580"	555-029 (10)
1-9/16"	Brass	0.380"	1.567"	1.580"	565-029 (10)
1-5/8"	Steel	0.510"	1.630"	1.640"	555-030 (10)
1-5/8"	Brass	0.510"	1.630"	1.640"	565-030 (10)
1-5/8"	Steel	0.455"	1.642"	1.655"	555-031 (10)
1-5/8"	Brass	0.455"	1.642"	1.655"	565-031 (10)
1-45/64"	Steel	0.810"	1.697"	1.710"	555-032 (10)
1-45/64"	Brass	0.810"	1.697"	1.710"	565-032 (10)
1-45/64"SC	Steel	0.270"	1.697"	1.710"	555-033 (10)
1-45/64"SC	Brass	0.270"	1.697"	1.710"	565-033 (10)
1-3/4"	Steel	0.410"	1.760"	1.777"	555-059 (10)
1-3/4"	Brass	0.410"	1.760"	1.777"	565-059 (10)
1-3/4"	Steel	0.430"	1.751"	1.764"	555-034 (10)
1-3/4"	Brass	0.430"	1.751"	1.764"	565-034 (10)
1-49/64"	Steel	0.380"	1.757"	1.770"	555-036 (10)
1-49/64"	Brass	0.380"	1.757"	1.770"	565-036 (10)
1-49/64"SC	Steel	0.230"	1.752"	1.764"	555-037 (10)
1-49/64"SC	Brass	0.230"	1.752"	1.761"	565-037 (10)

Cup Type Expansion Plugs (Listed by standard size)



Nominal Dia.	Type	Height	Closed End Dia.	Open End Dia.	Part # (Qty.)
1-13/16"SC	Steel	0.220"	1.799"	1.810"	555-058 (10)
1-53/64"	Steel	0.380"	1.819"	1.829"	555-083 (10)
1-7/8"	Steel	0.380"	1.887"	1.900"	555-038 (10)
1-7/8"	Brass	0.380"	1.887"	1.900"	565-038 (10)
1-7/8"	Steel	0.330"	1.899"	1.912"	555-039 (10)
1-57/64"	Steel	0.280"	1.883"	1.883"	555-123 (10)
1-29/32"SC	Brass	0.330"	1.899"	1.912"	565-039 (10)
1-59/64"SC	Steel	0.290"	1.917"	1.930"	555-075 (10)
1-15/16"	Steel	0.530"	1.940"	1.950"	555-040 (10)
1-15/16"	Brass	0.530"	1.940"	1.950"	565-040 (10)
1-61/64"	Steel	0.510"	1.947"	1.956"	555-041 (10)
1-61/64"	Brass	0.510"	1.947"	1.956"	565-041 (10)
1-61/64"SC	Steel	0.234"	1.943"	1.958"	555-109 (10)
1-31/32"SC	Steel	0.250"	1.974"	1.984"	555-042 (10)
2"	Steel	0.566"	2.000"	2.011"	555-044 (10)
2"	Brass	0.566"	2.000"	2.011"	565-044 (10)
2"SC	Steel	0.420"	1.997"	2.012"	555-069 (10)
2"SC	Brass	0.420"	1.997"	2.012"	565-069 (10)
2-1/64"	Steel	0.650"	2.003"	2.020"	555-045 (10)
2-1/64"	Brass	0.650"	2.003"	2.020"	565-045 (10)
2-1/64"SC	Steel	0.250"	2.011"	2.022"	555-046 (10)
2-3/64"SC	Steel	0.280"	2.052"	2.065"	555-047 (10)
2-1/16"	Steel	0.380"	2.061"	2.071"	555-048 (10)
2-1/16"	Brass	0.380"	2.061"	2.071"	565-048 (10)
2-1/16"SC	Steel	0.270"	2.060"	2.071"	555-073 (10)

Nominal Dia.	Type	Height	Closed End Dia.	Open End Dia.	Part # (Qty.)
2-1/16"SC	Brass	0.270"	2.060"	2.071"	565-073 (10)
2-3/32"	Steel	0.530"	2.093"	2.105"	555-085 (10)
2-3/32"SC	Steel	0.278"	2.094"	2.107"	555-049 (10)
2-3/32"SC	Brass	0.278"	2.094"	2.107"	565-049 (10)
2-7/64"	Steel	0.310"	2.101"	2.111"	555-080 (10)
2-1/8"	Steel	0.650"	2.144"	2.154"	555-050 (10)
2-1/8"SC	Steel	0.360"	2.147"	2.162"	555-070 (10)
2-9/64"	Steel	0.432"	2.137"	2.150"	555-065 (10)
2-9/64"SC	Steel	0.350"	2.132"	2.143"	555-076 (10)
2-3/16"SC	Steel	0.360"	2.195"	2.208"	555-051 (10)
2-7/32"SC	Steel	0.260"	2.219"	2.226"	555-081 (10)
2-7/32"	Steel	0.300"	2.217"	2.229"	555-071 (10)
2-1/4"	Steel	0.570"	2.251"	2.264"	555-052 (10)
2-1/4"	Brass	0.570"	2.251"	2.264"	565-052 (10)
2-1/4"	Steel	0.369"	2.224"	2.235"	555-111 (10)
2-1/4"	Steel	0.370"	2.251"	2.265"	555-084 (10)
2-9/32"	Steel	0.240"	2.276"	2.280"	555-124 (10)
2-17/64"	Steel	0.360"	2.150"	2.264"	555-126 (5)
2-25/64"	Steel	0.326"	2.354"	2.394"	555-127 (5)
2-1/2"	Steel	0.280"	2.495"	2.510"	555-055 (10)
2-1/2"	Steel	0.320"	2.495"	2.510"	555-128 (5)
2-1/2"	Brass	0.320"	2.495"	2.510"	565-128 (5)
2-5/8"	Steel	0.480"	2.613"	2.613"	555-057 (10)
2-7/8"	Steel	0.410"	2.885"	2.887"	555-112 (10)

Cup Type Expansion Plugs (Listed by metric size)



Nominal Dia.	Type	Height	Closed End Dia.	Open End Dia.	Part # (Qty.)
6.55mm	Steel	0.115"	0.257"	0.264"	555-122 (10)
9.68mm	Steel	0.240"	0.377"	0.385"	555-115 (10)
11mm	Steel	0.182"	0.437"	0.437"	555-129 (5)
12.1mm	Steel	0.154"	0.475"	0.485"	555-106 (10)
12.67mm	Steel	0.240"	0.495"	0.502"	555-089 (10)
13.23mm	Steel	0.380"	0.518"	0.526"	555-074 (10)
14.16mm	Steel	0.197"	0.554"	0.563"	555-092 (10)
14.2mm	Steel	0.197"	0.554"	0.564"	555-130 (5)
14.68mm	Steel	0.220"	0.573"	0.582"	555-088 (10)
14.98mmSC	Steel	0.260"	0.577"	0.588"	555-114 (10)
16.2mm	Steel	0.220"	0.633"	0.642"	555-108 (10)
18.41mm	Steel	0.230"	0.721"	0.728"	555-102 (10)
18.41mm	Brass	0.230"	0.721"	0.728"	565-102 (10)
18.17mm	Steel	0.219"	0.713"	0.723"	555-107 (10)
20.28mm	Steel	0.212"	0.794"	0.805"	555-101 (10)
20.28mm	Brass	0.212"	0.794"	0.802"	565-101 (10)
25.26mm	Steel	0.250"	0.989"	1.002"	555-097 (10)
25.26mm	Brass	0.250"	0.989"	0.999"	565-097 (10)
28.16mm	Steel	0.341"	1.104"	1.120"	555-117 (10)
30mm	Steel	0.301"	1.185"	1.199"	555-100 (10)
30mm	Brass	0.301"	1.185"	1.199"	565-100 (10)
32.08mm	Steel	0.334"	1.257"	1.269"	555-132 (5)
34.3mm	Steel	0.497"	1.344"	1.359"	555-104 (10)

Nominal Dia.	Type	Height	Closed End Dia.	Open End Dia.	Part # (Qty.)
34.3mm	Brass	0.497"	1.344"	1.359"	565-104 (10)
35.21mm	Steel	0.380"	1.379"	1.393"	555-093 (10)
35.21mm	Brass	0.380"	1.379"	1.393"	565-093 (10)
36.79mm	Steel	0.410"	1.443"	1.453"	555-103 (10)
36.79mm	Brass	0.410"	1.443"	1.453"	565-103 (10)
38.25mm	Steel	0.220"	1.501"	1.513"	555-077 (10)
38.25mm	Brass	0.220"	1.501"	1.513"	565-077 (10)
39.06mm	Steel	0.330"	1.537"	1.545"	555-121 (10)
40mm	Steel	0.450"	1.574"	1.596"	555-095 (10)
40mm	Brass	0.450"	1.574"	1.596"	565-095 (10)
41.37mm	Steel	0.536"	1.624"	1.638"	555-087 (10)
41.65mm	Steel	0.355"	1.635"	1.647"	555-068 (10)
41.65mm	Brass	0.355"	1.635"	1.647"	565-068 (10)
42.24mm	Steel	0.500"	1.662"	0.167"	555-110 (10)
44.70mm	Steel	0.480"	1.749"	1.773"	555-096 (10)
44.70mm	Brass	0.480"	1.749"	1.773"	565-096 (10)
45.26mm	Steel	0.440"	1.774"	1.789"	555-098 (10)
45.26mm	Brass	0.440"	1.774"	1.789"	565-098 (10)
46.69mm	Steel	0.369"	1.832"	1.847"	555-099 (10)
46.69mm	Brass	0.369"	1.832"	1.847"	565-099 (10)
50mm	Steel	0.520"	1.945"	1.970"	555-105 (10)
50mm	Brass	0.520"	1.945"	1.970"	565-105 (10)
50.29mm	Steel	0.420"	1.972"	1.990"	555-094 (10)

Cup Type Expansion Plugs (Listed by part number)

Part # (Qty.)	Diameter	Type	Height	Closed End Dia.	Open End Dia.
555-001 (10)	13/32"	Steel	0.500"	0.380"	0.427"
555-002 (10)	7/16"	Steel	0.250"	0.469"	0.464"
555-003 (10)	7/16"SC	Steel	0.170"	0.434"	0.448"
555-004 (10)	29/64"SC	Steel	0.220"	0.438"	0.456"
555-005 (10)	1/2"	Steel	0.280"	0.522"	0.536"
555-006 (10)	1/2"SC	Steel	0.180"	0.495"	0.508"
555-007 (10)	17/32"	Steel	0.180"	0.534"	0.547"
555-008 (10)	9/16"	Steel	0.265"	0.564"	0.574"
555-009 (10)	19/32"	Steel	0.280"	0.575"	0.593"
555-010 (10)	5/8"	Steel	0.650"	0.605"	0.652"
555-011 (10)	5/8"SC	Steel	0.230"	0.615"	0.627"
555-012 (10)	3/4"	Steel	0.250"	0.747"	0.757"
555-013 (10)	13/16"	Steel	0.330"	0.812"	0.825"

Part # (Qty.)	Diameter	Type	Height	Closed End Dia.	Open End Dia.
555-014 (10)	7/8"	Steel	0.335"	0.880"	0.890"
555-015 (10)	29/32"	Steel	0.310"	0.912"	0.925"
555-016 (10)	15/16"	Steel	0.380"	0.934"	0.950"
555-017 (10)	1"	Steel	0.435"	1.002"	1.010"
555-018 (10)	1"	Steel	0.260"	1.007"	1.020"
555-019 (10)	1-1/8"	Steel	0.505"	1.132"	1.145"
555-020 (10)	1-1/8"SC	Steel	0.400"	1.120"	1.132"
555-021 (10)	1-3/16"	Steel	0.510"	1.187"	1.199"
555-022 (10)	1-7/32"	Steel	0.500"	1.222"	1.235"
555-023 (10)	1-1/4"	Steel	0.400"	1.249"	1.260"
555-024 (10)	1-1/4"SC	Steel	0.280"	1.252"	1.263"
555-025 (10)	1-3/8"	Steel	0.325"	1.382"	1.395"
555-027 (10)	1-1/2"	Steel	0.570"	1.500"	1.511"

(continued on next page)

Cup Type Expansion Plugs (Listed by part number)

Part # (Qty.)	Diameter	Type	Height	Closed End Dia.	Open End Dia.
555-028 (10)	1-1/2"	Steel	0.450"	1.502"	1.515"
555-029 (10)	1-9/16"	Steel	0.380"	1.567"	1.580"
555-030 (10)	1-5/8"	Steel	0.510"	1.630"	1.640"
555-031 (10)	1-5/8"	Steel	0.455"	1.642"	1.655"
555-032 (10)	1-45/64"	Steel	0.810"	1.697"	1.710"
555-033 (10)	1-45/64"SC	Steel	0.270"	1.697"	1.710"
555-034 (10)	1-3/4"	Steel	0.430"	1.751"	1.764"
555-036 (10)	1-49/64"	Steel	0.380"	1.757"	1.770"
555-037 (10)	1-49/64"SC	Steel	0.230"	1.752"	1.764"
555-038 (10)	1-7/8"	Steel	0.380"	1.887"	1.900"
555-039 (10)	1-7/8"	Steel	0.330"	1.899"	1.912"
555-040 (10)	1-15/16"	Steel	0.530"	1.940"	1.950"
555-041 (10)	1-61/64"	Steel	0.510"	1.947"	1.956"
555-042 (10)	1-31/32"SC	Steel	0.250"	1.974"	1.984"
555-044 (10)	2"	Steel	0.566"	2.000"	2.011"
555-045 (10)	2-1/64"	Steel	0.650"	2.003"	2.020"
555-046 (10)	2-1/64"SC	Steel	0.250"	2.011"	2.022"
555-047 (10)	2-3/64"SC	Steel	0.280"	2.052"	2.065"
555-048 (10)	2-1/16"	Steel	0.380"	2.061"	2.071"
555-049 (10)	2-3/32"SC	Steel	0.278"	2.094"	2.107"
555-050 (10)	2-1/8"	Steel	0.650"	2.144"	2.154"
555-051 (10)	2-3/16"SC	Steel	0.360"	2.195"	2.208"
555-052 (10)	2-1/4"	Steel	0.570"	2.251"	2.264"
555-055 (10)	2-1/2"	Steel	0.280"	2.495"	2.510"
555-057 (10)	2-5/8"	Steel	0.480"	2.613"	2.642"
555-058 (10)	1-13/16"SC	Steel	0.220"	1.799"	1.810"
555-059 (10)	1-3/4"	Steel	0.410"	1.760"	1.777"
555-065 (10)	2-9/64"	Steel	0.432"	2.137"	2.150"
555-066 (10)	45/64"SC	Steel	0.190"	0.699"	0.712"
555-067 (10)	39/64"SC	Steel	0.200"	0.622"	0.635"
555-068 (10)	41.65mm	Steel	0.355"	1.635"	1.647"
555-069 (10)	2"SC	Steel	0.420"	1.997"	2.012"
555-070 (10)	2-1/8"SC	Steel	0.360"	2.147"	2.162"
555-071 (10)	2-7/32"	Steel	0.300"	2.217"	2.229"
555-072 (10)	1-21/64"SC	Steel	0.300"	1.317"	1.330"
555-073 (10)	2-1/16"SC	Steel	0.270"	2.060"	2.071"
555-074 (10)	13.23mm	Steel	0.380"	0.518"	0.526"
555-075 (10)	1-59/64"SC	Steel	0.290"	1.917"	1.930"
555-076 (10)	2-9/64"SC	Steel	0.350"	2.132"	2.143"
555-077 (10)	38.25mm	Steel	0.220"	1.501"	1.513"
555-080 (10)	2-7/64"	Steel	0.310"	2.101"	2.111"
555-081 (10)	2-7/32"SC	Steel	0.260"	2.219"	2.226"
555-082 (10)	45/64"	Steel	0.220"	0.692"	0.703"
555-083 (10)	1-53/64"	Steel	0.380"	1.819"	1.829"
555-084 (10)	2-1/4"	Steel	0.370"	2.251"	2.265"
555-085 (10)	2-3/32"	Steel	0.530"	2.093"	2.105"
555-086 (10)	1-3/16"	Steel	0.410"	1.189"	1.202"
555-087 (10)	41.37mm	Steel	0.536"	1.624"	1.638"
555-088 (10)	14.68mm	Steel	0.220"	0.573"	0.582"
555-089 (10)	12.67mm	Steel	0.240"	0.495"	0.502"
555-090 (10)	21/32"	Steel	0.320"	0.634"	0.659"
555-091 (10)	1"SC	Steel	0.308"	0.982"	1.000"
555-092 (10)	14.16mm	Steel	0.197"	0.554"	0.563"
555-093 (10)	35.21mm	Steel	0.380"	1.379"	1.393"
555-094 (10)	50.29mm	Steel	0.420"	1.972"	1.990"
555-095 (10)	40mm	Steel	0.450"	1.574"	1.596"
555-096 (10)	44.70mm	Steel	0.480"	1.749"	1.773"
555-097 (10)	25.26mm	Steel	0.250"	0.989"	1.002"
555-098 (10)	45.26mm	Steel	0.440"	1.774"	1.789"
555-099 (10)	46.69mm	Steel	0.369"	1.832"	1.847"
555-100 (10)	30mm	Steel	0.301"	1.185"	1.199"
555-101 (10)	20.28mm	Steel	0.212"	0.794"	0.805"
555-102 (10)	18.41mm	Steel	0.230"	0.721"	0.728"
555-103 (10)	36.79mm	Steel	0.410"	1.443"	1.453"
555-104 (10)	34.3mm	Steel	0.497"	1.344"	1.359"
555-105 (10)	50mm	Steel	0.520"	1.945"	1.970"
555-106 (10)	12.1mm	Steel	0.154"	0.475"	0.485"
555-107 (10)	18.17mm	Steel	0.219"	0.713"	0.723"
555-108 (10)	16.2mm	Steel	0.220"	0.633"	0.642"
555-109 (10)	1-61/64"SC	Steel	0.234"	1.943"	1.958"
555-110 (10)	42.24mm	Steel	0.500"	1.662"	0.167"
555-111 (10)	2-1/4"	Steel	0.369"	2.224"	2.235"
555-112 (10)	2-7/8"	Steel	0.410"	2.885"	2.887"
555-113 (10)	29/32"	Steel	0.316"	0.911"	0.914"
555-114 (10)	14.98mmSC	Steel	0.260"	0.577"	0.588"
555-115 (10)	9.68mm	Steel	0.240"	0.377"	0.385"
555-116 (10)	1-33/64"	Steel	0.310"	1.517"	1.522"
555-117 (10)	28.16mm	Steel	0.341"	1.104"	1.120"
555-118 (10)	53/64"	Steel	0.290"	0.823"	0.825"
555-119 (10)	7/8"	Steel	0.500"	0.871"	0.875"
555-120 (10)	43/64"	Steel	0.270"	0.666"	0.666"
555-121 (10)	39.06mm	Steel	0.330"	1.537"	1.545"
555-122 (10)	6.55mm	Steel	0.115"	0.257"	0.264"
555-123 (10)	1-57/64"	Steel	0.280"	1.883"	1.883"
555-124 (10)	2-9/32"	Steel	0.240"	2.276"	2.280"
555-125 (10)	61/64"	Steel	0.250"	0.947"	0.953"
555-126 (5)	2-17/64"	Steel	0.360"	2.150"	2.264"
555-127 (5)	2-25/64"	Steel	0.326"	2.354"	2.394"
555-128 (5)	2-1/2"	Steel	0.320"	2.495"	2.510"
555-129 (5)	11mm	Steel	0.182"	0.437"	0.437"
555-130 (5)	14.2mm	Steel	0.197"	0.554"	0.564"
555-131 (5)	21/32"	Steel	0.351"	0.640"	0.656"
555-132 (5)	32.08mm	Steel	0.334"	1.257"	1.269"
565-005 (10)	1/2"	Brass	0.280"	0.522"	0.536"
565-008 (10)	9/16"	Brass	0.265"	0.564"	0.574"
565-011 (10)	5/8"SC	Brass	0.230"	0.615"	0.627"
565-012 (10)	3/4"	Brass	0.250"	0.747"	0.757"
565-014 (10)	7/8"	Brass	0.335"	0.880"	0.890"
565-015 (10)	29/32"	Brass	0.310"	0.912"	0.925"
565-016 (10)	15/16"	Brass	0.380"	0.934"	0.950"
565-017 (10)	1"	Brass	0.435"	1.002"	1.010"
565-018 (10)	1"	Brass	0.260"	1.007"	1.020"
565-019 (10)	1-1/8"	Brass	0.505"	1.132"	1.145"
565-020 (10)	1-1/8"SC	Brass	0.400"	1.120"	1.132"
565-023 (10)	1-1/4"	Brass	0.400"	1.249"	1.260"
565-024 (10)	1-1/4"SC	Brass	0.280"	1.252"	1.263"
565-025 (10)	1-3/8"	Brass	0.325"	1.382"	1.395"
565-026 (10)	1-31/64"SC	Brass	0.380"	1.507"	1.487"
565-027 (10)	1-1/2"	Brass	0.570"	1.500"	1.511"
565-028 (10)	1-1/2"	Brass	0.450"	1.502"	1.515"
565-029 (10)	1-9/16"	Brass	0.380"	1.567"	1.580"
565-030 (10)	1-5/8"	Brass	0.510"	1.630"	1.640"
565-031 (10)	1-5/8"	Brass	0.455"	1.642"	1.655"
565-032 (10)	1-45/64"	Brass	0.810"	1.697"	1.710"
565-033 (10)	1-45/64"SC	Brass	0.270"	1.697"	1.710"
565-034 (10)	1-3/4"	Brass	0.430"	1.751"	1.764"
565-036 (10)	1-49/64"	Brass	0.380"	1.757"	1.770"
565-037 (10)	1-49/64"SC	Brass	0.230"	1.752"	1.761"
565-038 (10)	1-7/8"	Brass	0.380"	1.887"	1.900"
565-039 (10)	1-29/32"SC	Brass	0.330"	1.899"	1.912"
565-040 (10)	1-15/16"	Brass	0.530"	1.940"	1.950"
565-041 (10)	1-61/64"	Brass	0.510"	1.947"	1.956"
565-044 (10)	2"	Brass	0.566"	2.000"	2.011"
565-045 (10)	2-1/64"	Brass	0.650"	2.003"	2.020"
565-048 (10)	2-1/16"	Brass	0.380"	2.061"	2.071"
565-049 (10)	2-3/32"SC	Brass	0.278"	2.094"	2.107"
565-052 (10)	2-1/4"	Brass	0.570"	2.251"	2.264"
565-059 (10)	1-3/4"	Brass	0.410"	1.760"	1.777"
565-068 (10)	41.65mm	Brass	0.355"	1.635"	1.647"
565-069 (10)	2"SC	Brass	0.420"	1.997"	2.012"
565-072 (10)	1-21/64"SC	Brass	0.300"	1.317"	1.330"
565-073 (10)	2-1/16"SC	Brass	0.270"	2.060"	2.071"
565-077 (10)	38.25mm	Brass	0.220"	1.501"	1.513"
565-093 (10)	35.21mm	Brass	0.380"	1.379"	1.393"
565-095 (10)	40mm	Brass	0.450"	1.574"	1.596"
565-096 (10)	44.70mm	Brass	0.480"	1.749"	1.773"
565-097 (10)	25.26mm	Brass	0.250"	0.989"	0.999"
565-098 (10)	45.26mm	Brass	0.440"	1.774"	1.789"
565-099 (10)	46.69mm	Brass	0.360"	1.832"	1.847"
565-100 (10)	30mm	Brass	0.301"	1.185"	1.199"
565-101 (10)	20.28mm	Brass	0.212"	0.794"	0.802"
565-102 (10)	18.41mm	Brass	0.230"	0.721"	0.728"
565-103 (10)	36.79mm	Brass	0.410"	1.443"	1.453"
565-104 (10)	34.3mm	Brass	0.497"	1.344"	1.359"
565-105 (10)	50mm	Brass	0.520"	1.945"	1.970"
565-128 (5)	2-1/2"	Brass	0.320"	2.495"	2.510"
565-828 (100)	1-1/2"	Brass	0.450"	1.502"	1.515"

Pilot Seal™ Expansion Plugs

- Dorman's unique patented Pilot Seal™ design ensures proper plug sealing during installation, reducing the chances of leakage
- The Pilot Seal™ design helps plug alignment for a perfect fit and a reduced, tapered diameter for installation without "cocking". The design also includes a slightly larger diameter sealing surface for a tight, leak-proof fit.

Type	Nominal Size	Part # (Qty.)
Brass	1-1/2"	564-028 (10)
Brass	1-5/8"	564-030 (10)
Steel	1-1/2"	554-028 (10)

Type	Nominal Size	Part # (Qty.)
Steel	1-5/8"	554-030 (10)
Steel	1-3/4"	554-034 (10)
Steel	34.3mm	554-104 (10)



Reverse Taper Cup Type Expansion Plugs



Nominal Dia.	Metric Size	Height	Closed End	Open End	Part # (Qty.)
19/16"	14.21mm	0.390"	0.559"	0.559"	555-062 (10)
19/32"	14.38mm	0.210"	0.570"	0.565"	555-060 (10)
9/32"	15.16mm	0.324"	0.598"	0.595"	555-063 (10)
41/64"	16.43mm	0.327"	0.647"	0.646"	555-061 (10)
51/64"	20.00mm	0.380"	0.789"	0.788"	555-078 (10)

Nominal Dia.	Metric Size	Height	Closed End	Open End	Part # (Qty.)
1-31/64"	38.03mm	0.380"	1.507"	1.490"	555-026 (10)
2-1/4"	57.17mm	0.380"	2.259"	2.245"	555-053 (10)
2-3/8"	60.61mm	0.310"	2.388"	2.385"	555-054 (10)
2-1/2"	65.08mm	0.300"	2.574"	2.550"	555-056 (10)
2-1/2"	63.5mm	0.338"	2.502"	2.497"	555-079 (10)

Concave Expansion Plugs

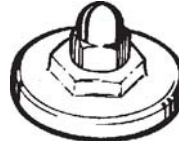


Nominal Dia.	Metric Dia.	Type	Decimal Size	Part # (Qty.)
3/8"	9.45mm	Steel	0.372"	550-001 (10)
7/16"	11.05mm	Steel	0.435"	550-002 (10)
1/2"	12.65mm	Steel	0.498"	550-003 (10)
9/16"	14.22mm	Steel	0.560"	550-004 (10)
5/8"	15.82mm	Brass	0.623"	560-005 (10)
5/8"	15.82mm	Steel	0.623"	550-005 (10)
11/16"	17.40mm	Steel	0.685"	550-006 (10)
3/4"	19.00mm	Brass	0.748"	560-007 (10)
3/4"	19.17mm	Steel	0.750"	550-007 (10)
13/16"	20.57mm	Steel	0.810"	550-008 (10)
53/64"	21.06mm	Steel	0.829"	550-037 (10)
27/32"	21.44mm	Steel	0.844"	550-009 (10)
7/8"	22.17mm	Brass	0.873"	560-010 (10)
7/8"	22.17mm	Steel	0.873"	550-010 (10)
15/16"	23.75mm	Steel	0.935"	550-011 (10)
1"	25.35mm	Brass	0.998"	560-012 (10)
1"	25.35mm	Steel	0.998"	550-012 (10)
1-1/32"	26.14mm	Steel	1.029"	550-013 (10)
1-1/16"	26.92mm	Steel	1.060"	550-014 (10)
1-1/8"	28.52mm	Brass	1.123"	560-015 (10)
1-1/8"	28.52mm	Steel	1.123"	550-015 (10)
1-3/16"	30.10mm	Brass	1.185"	560-016 (10)
1-3/16"	30.10mm	Steel	1.185"	550-016 (10)
1-1/4"	31.70mm	Brass	1.248"	560-017 (10)

Nominal Dia.	Metric Dia.	Type	Decimal Size	Part # (Qty.)
1-1/4"	31.70mm	Steel	1.248"	550-017 (10)
1-5/16"	33.20mm	Steel	1.307"	550-018 (10)
1-3/8"	34.80mm	Steel	1.370"	550-019 (10)
1-3/8"	34.93mm	Brass	1.375"	560-019 (10)
1-7/16"	36.37mm	Steel	1.432"	550-020 (10)
1-31/64"	37.46mm	Steel	1.475"	550-021 (10)
1-31/64"	37.59mm	Brass	1.480"	560-021 (10)
1-1/2"	37.97mm	Steel	1.495"	550-022 (10)
1-1/2"	38.10mm	Brass	1.500"	560-022 (10)
1-37/64"	39.68mm	Steel	1.562"	550-038 (10)
1-5/8"	41.15mm	Steel	1.620"	550-023 (10)
1-5/8"	41.28mm	Brass	1.625"	560-023 (10)
1-47/64"	43.94mm	Steel	1.730"	550-024 (10)
1-3/4"	44.32mm	Steel	1.745"	550-025 (10)
1-3/4"	44.45mm	Brass	1.750"	560-025 (10)
1-7/8"	47.50mm	Steel	1.870"	550-027 (10)
2"	50.67mm	Steel	2.000"	550-028 (10)
2"	50.80mm	Brass	2.000"	560-028 (10)
2-1/8"	53.85mm	Steel	2.120"	550-030 (10)
2-1/4"	57.02mm	Steel	2.245"	550-031 (10)
2-1/2"	63.50mm	Steel	2.500"	550-032 (10)
2-3/4"	69.85mm	Steel	2.750"	550-033 (10)
3"	76.07mm	Steel	2.995"	550-034 (10)
3-1/4"	82.55mm	Steel	3.250"	550-036 (10)

Quick Seal® Copper Expansion Plugs

Standard Size	Decimal Size	Metric Size	Maximum Expansion	Metric Max. Expansion	Part # (Qty.)
1-1/2"	1.500"	38.5mm	1.530"	38.862mm	568-009 (5)
1-5/8"	1.625"	42mm	1.655"	42.037mm	568-010 (5)
1-3/4"	1.750"	45mm	1.780"	45.212mm	568-011 (5)



Quick Seal® Rubber Expansion Plugs

Metric Size	Size Range	Metric Range	Part # (Qty.)
19mm	3/4" - 7/8"	19mm - 22mm	570-003 (5)
22mm	7/8" - 1"	22mm - 25mm	570-004 (5)
25mm	1" - 1-1/8"	25mm - 28mm	570-005 (5)
28mm	1-1/8" - 1-1/4"	28mm - 31mm	570-006 (5)
31mm	1-1/4" - 1-3/8"	31mm - 34mm	570-007 (5)
34mm	1-3/8" - 1-1/2"	34mm - 38mm	570-008 (5)
38mm	1-1/2" - 1-5/8"	38mm - 41mm	570-009 (5)

Metric Size	Size Range	Metric Range	Part # (Qty.)
41mm	1-5/8" - 1-3/4"	41mm - 44mm	570-010 (5)
44mm	1-3/4" - 1-7/8"	44mm - 47mm	570-011 (5)
47mm	1-7/8" - 2"	47mm - 50mm	570-012 (5)
50mm	2" - 2-1/8"	50mm - 53mm	570-014 (5)
53mm	2-1/8" - 2-1/4"	53mm - 57mm	570-016 (5)
57mm	2-1/4" - 2-3/8"	57mm - 60mm	570-017 (5)



Expansion Plug Applications



Make/ Engine/Years	Location	Description	Size	Qty	Dorman Steel	Dorman Brass	Dorman Copper	Dorman Rubber
AMERICAN MOTORS (continued)								
L6 - 4.2 (258 CID)								
1988-71	Engine Kit	-			557-017	567-017	-	-
1988-71	Block	-	1" SC	2	555-018	565-018	-	570-005
1988-71	Block	-	2"	4	555-069	565-069	568-012	570-012
1988-71	Camshaft	-	2-9/64" SC	1	555-076	-	-	570-016
1988-71	Cylinder Head	-	2"	1	555-069	565-069	568-012	570-012
1988-71	Cylinder Head	-	7/8"	3	555-014	565-014	-	570-004
1988-71	Oil Gallery Pipe	-	3/8" Pipe	2	090-028	-	-	-
V8 - 5.0 (304 CID)								
1979-70	Engine Kit	-			557-018	567-018	-	-
1979-70	Block	-	1-1/2"	6	555-028	565-028	568-009	570-008
1979-70	Camshaft	-	2-9/64" SC	1	555-076	-	-	570-016
1979-70	Cylinder Head	-	1" SC	4	555-018	565-018	-	570-005
1979-70	Cylinder Head	-	1-1/2"	4	555-028	565-028	568-009	570-008
1979-70	Oil Gallery Pipe	-	3/8" Pipe	4	090-028	-	-	-
V8 - 5.9 (360 CID)								
1978-70	Engine Kit	-			557-018	567-018	-	-
1978-70	Block	-	1-1/2"	6	555-028	565-028	568-009	570-008
1978-70	Camshaft	-	2-9/64" SC	1	555-076	-	-	570-016
1978-70	Cylinder Head	-	1" SC	4	555-018	565-018	-	570-005
1978-70	Cylinder Head	-	1-1/2"	4	555-028	565-028	568-009	570-008
1978-70	Oil Gallery Pipe	-	3/8" Pipe	4	090-028	-	-	-
V8 - 6.4 (390 CID)								
1970-68	Engine Kit	-			557-018	567-018	-	-
1970-68	Block	-	1-1/2"	6	555-028	565-028	568-009	570-008
1970-68	Camshaft	-	2-9/64" SC	1	555-076	-	-	570-016
1970-68	Cylinder Head	-	1" SC	4	555-018	565-018	-	570-005
1970-68	Cylinder Head	-	1-1/2"	4	555-028	565-028	568-009	570-008
1970-68	Oil Gallery Pipe	-	3/8" Pipe	4	090-028	-	-	-
V8 - 6.6 (401 CID)								
1974-71	Engine Kit	-			557-018	567-018	-	-
1974-71	Block	-	1-1/2"	6	555-028	565-028	568-009	570-008
1974-71	Camshaft	-	2-9/64" SC	1	555-076	-	-	570-016
1974-71	Cylinder Head	-	1" SC	4	555-018	565-018	-	570-005
1974-71	Cylinder Head	-	1-1/2"	4	555-028	565-028	568-009	570-008
1974-71	Oil Gallery Pipe	-	3/8" Pipe	4	090-028	-	-	-
AUDI								
L4 - 1.5 (1470cc)								
1974-73	Engine Kit	-			557-039	567-039	-	-
1974-73	Block	-	36.5mm	4	555-103	565-103	-	570-008
L4 - 1.6 (1588cc)								
1983-75	Engine Kit	-			557-039	567-039	-	-
1983-75	Block	-	36.5mm	4	555-103	565-103	-	570-008
L4 - 1.7 (1715cc)								
1983-81	Engine Kit	-			557-039	567-039	-	-
1983-81	Block	-	36.5mm	4	555-103	565-103	-	570-008
L4 - 1.8 (1780cc)								
1987-84	Engine Kit	-			557-039	567-039	-	-
1987-84	Block	-	36.5mm	4	555-103	565-103	-	570-008
L4 - 2.0 (1983cc)								
1990-87	Engine Kit	-			557-039	567-039	-	-
1990-87	Block	-	36.5mm	4	555-103	565-103	-	570-008
L5 - 2.0 (1986cc)								
1983-80	Engine Kit	-			557-039	567-039	-	-
1983-80	Block	-	36.5mm	5	555-103	565-103	-	570-008
L5 - 2.2 (2144cc)								
1985-78	Engine Kit	-			557-094	-	-	-
1985-78	Block	-	36.5mm	5	555-103	565-103	-	570-008
1985-78	Block	-	5/8"	1	555-168	-	-	-
1985-78	Block	-	7/8"	1	555-119	-	-	570-003
1985-78	Cylinder Head	-	61/64"	1	555-125	-	-	570-004
L5 - 2.2 (2226cc)								
1996-84	Engine Kit	-			557-093	-	-	-
1996-84	Block	-	36.5mm	5	555-103	565-103	-	570-008
1996-84	Block	-	5/8"	1	555-168	-	-	-
1996-84	Cylinder Head	-	61/64"	1	555-125	-	-	570-004
L5 - 2.3 (2309cc)								
1992-87	Engine Kit	-			557-039	567-039	-	-
1992-87	Block	-	36.5mm	5	555-103	565-103	-	570-008
V6 - 2.8 (2771cc)								
1998-92	Engine Kit	-			557-039	567-039	-	-
1998-92	Block	-	36.5mm	6	555-103	565-103	-	570-008
V8 - 3.6 (3562cc)								
1991-90	Engine Kit	-			NA	-	-	-
1991-90	Block	-	28mm	AR	555-117	-	-	570-005
V8 - 3.7 (3697cc)								
1998-97	Engine Kit	-			NA	-	-	-
1998-97	Block	-	28mm	AR	555-117	-	-	570-005
V8 - 4.2 (4172cc)								
1998-97	Engine Kit	-			NA	-	-	-
1998-97	Block	-	28mm	AR	555-117	-	-	570-005



Expansion Plugs Applications (continued)

Expansion Plug Applications

8

Make/ Engine/Years	Location	Description	Size	Qty	Dorman Steel	Dorman Brass	Dorman Copper	Dorman Rubber
AUDI (continued)								
V8 - 4.2 (4200cc)								
1994-92	Engine Kit	-			NA	-	-	-
1994-92	Block	-	28mm	AR	555-117	-	-	570-005
AUSTIN								
L4 - 1.8 (1798cc)								
1975-73	Block	-	1-5/8"	4	555-030	565-030	568-010	570-009
BUICK								
L4 - 1.8 (111 CID) - J								
1986-84	Engine Kit	Turbo			NA	-	-	-
1986-84	Block	Turbo	1-27/64"	AR	555-169	-	-	-
1986-84	Block	Turbo	34.3mm	4	555-104	565-104	-	570-007
L4 - 1.8 (112 CID) - O								
1986-82	Engine Kit	-			557-064	567-064	-	-
1986-82	Block	-	1-27/64"	AR	555-169	-	-	-
1986-82	Block	-	34.3mm	4	555-104	565-104	-	570-007
1986-82	Block	-	42.3mm	4	555-110	-	-	570-010
1986-82	Cylinder Head	-	34.3mm	4	555-104	565-104	-	570-007
1986-82	Oil Gallery Pipe	-	1/4" Pipe	AR	090-067	-	-	-
1986-82	Oil Gallery Pipe	-	1/8" Pipe	2	090-065	-	-	-
1986-82	Oil Gallery Pipe	-	3/8" Pipe	1	090-028	-	-	-
L4 - 1.8 (112 CID) - G								
1982	Engine Kit	-			557-064	567-064	-	-
1982	Block	-	34.3mm	4	555-104	565-104	-	570-007
1982	Block	-	42.3mm	4	555-110	-	-	570-010
1982	Cylinder Head	-	34.3mm	4	555-104	565-104	-	570-007
1982	Oil Gallery Pipe	-	1/4" Pipe	AR	090-067	-	-	-
1982	Oil Gallery Pipe	-	1/8" Pipe	2	090-065	-	-	-
1982	Oil Gallery Pipe	-	3/8" Pipe	1	090-028	-	-	-
L4 - 2.0 (122 CID) - 1								
1989-87	Engine Kit	-			557-064	567-064	-	-
1989-87	Block	-	34.3mm	1	555-104	565-104	-	570-007
1989-87	Block	-	42.3mm	4	555-110	-	-	570-010
1989-87	Cylinder Head	-	34.3mm	1	555-104	565-104	-	570-007
1989-87	Oil Gallery Pipe	-	3/8" Pipe	1	090-028	-	-	-
1989-87	Oil Gallery Pipe	-	1/4" Pipe	AR	090-067	-	-	-
1989-87	Oil Gallery Pipe	-	1/8" Pipe	2	090-065	-	-	-
L4 - 2.0 (122 CID) - K								
1989-87	Oil Gallery Pipe	-	3/8" Pipe	1	090-028	-	-	-
1989-87	Oil Gallery Pipe	-	1/8" Pipe	2	090-065	-	-	-
1989-87	Oil Gallery Pipe	-	1/4" Pipe	AR	090-067	-	-	-
1988-87	Engine Kit	-			NA	-	-	-
1988-87	Block	-	1-27/64"	AR	555-169	-	-	-
1988-87	Block	-	34.3mm	4	555-104	565-104	-	570-007
1988-87	Cylinder Head	-	15/16"	2	555-016	565-016	-	570-004
L4 - 2.0 (122 CID) - M								
1987	Engine Kit	Turbo			NA	-	-	-
1987	Block	Turbo	1-27/64"	AR	555-169	-	-	-
1987	Block	Turbo	34.3mm	4	555-104	565-104	-	570-007
1987	Oil Gallery Pipe	Turbo	3/8" Pipe	1	090-028	-	-	-
1987	Oil Gallery Pipe	Turbo	1/4" Pipe	AR	090-067	-	-	-
1987	Oil Gallery Pipe	Turbo	1/8" Pipe	2	090-065	-	-	-
L4 - 2.0 (122 CID) - P								
1986-83	Engine Kit	-			557-064	567-064	-	-
1986-83	Block	-	42.3mm	4	555-110	-	-	570-010
1986-83	Block	-	34.3mm	1	555-104	565-104	-	570-007
1986-83	Cylinder Head	-	34.3mm	1	555-104	565-104	-	570-007
1986-83	Oil Gallery Pipe	-	1/4" Pipe	AR	090-067	-	-	-
1986-83	Oil Gallery Pipe	-	1/8" Pipe	2	090-065	-	-	-
1986-83	Oil Gallery Pipe	-	3/8" Pipe	1	090-028	-	-	-
L4 - 2.2 (134 CID) - 4								
1996-93	Engine Kit	-			557-064	-	-	-
1996-93	Block	-	42.3mm	4	555-110	-	-	570-010
1996-93	Cylinder Head	-	34.3mm	1	555-104	565-104	-	570-007
1996-93	Oil Gallery Pipe	-	1/4" Pipe	1	090-122	-	-	-
1996-93	Oil Gallery Pipe	-	1/2" Pipe	2	090-092	-	-	-
1996-93	Oil Gallery Pipe	-	1/4" Pipe	1	090-026	-	-	-
L4 - 2.3 (138 CID) - D,3								
1995-89	Engine Kit	-			NA	-	-	-
1995-89	Block Pipe	-	1/4" Pipe	AR	090-067	-	-	-
1995-89	Cylinder Head	-	1"	1	555-017	565-017	-	570-004
1995-89	Cylinder Head	-	20mm	2	555-101	565-101	-	-
1995-89	Oil Gallery Pipe	-	1/4" Pipe	1	090-026	-	-	-
1995-89	Oil Gallery Pipe	-	1/8" Pipe	2	090-065	-	-	-
1995-89	Oil Gallery Pipe	-	3/8" Pipe	AR	-	490-072	-	-
1988	Engine Kit	-			NA	-	-	-
1988	Block Pipe	-	3/8" Pipe	3	090-028	-	-	-
1988	Camshaft	-	2-7/64"	1	555-080	-	-	570-014
1988	Cylinder Head	-	20mm	2	555-101	565-101	-	-
1988	Cylinder Head	-	1"	1	555-017	565-017	-	570-004
1988	Oil Gallery Pipe	-	1/4" Pipe	3	090-026	-	-	-
1988	Oil Gallery Pipe	-	1/8" Pipe	1	090-046	-	-	-

Expansion Plugs Applications (continued)



Make/ Engine/Years	Location	Description	Size	Qty	Dorman Steel	Dorman Brass	Dorman Copper	Dorman Rubber
BUICK (continued)								
L4 - 2.4 (146 CID) - T								
1998-96	Engine Kit	-			NA	-	-	-
1998-96	Block Pipe	-	1/4" Pipe	1	090-026	-	-	-
1998-96	Cylinder Head	-	1-1/4" SC	1	555-024	565-024	568-007	570-006
1998-96	Cylinder Head	-	3/4"	2	555-012	565-012	-	570-003
L4 - 2.5 (151 CID)								
1992-80	Engine Kit	-			557-042	567-042	-	-
1992-80	Block-Rear	-	1-61/64"	1	555-041	565-041	-	570-012
1992-80	Block-Side	-	41.5mm	3	555-087	-	-	570-009
1992-80	Camshaft	-	2-7/64"	1	555-080	-	-	570-014
1992-80	Cylinder Head	-	41.5mm	1	555-087	-	-	570-009
1992-80	Cylinder Head	-	1-7/8"	1	555-038	565-038	-	570-012
1992-80	Cylinder Head	-	21.66mm	4	570-003	-	-	-
1992-80	Oil Gallery	-	19/32"	2	555-009	-	-	-
1992-80	Oil Gallery	-	14.98mm H	1	555-114	-	-	-
1992-80	Oil Gallery Pipe	-	3/8" Pipe	1	090-028	-	-	-
L6 - 4.1 (250 CID)								
1975-68	Engine Kit	-			557-005	567-005	-	-
1975-68	Block-Rear	-	2-1/64"	1	555-045	565-045	-	570-014
1975-68	Block-Side	-	1-5/8"	3	555-030	565-030	568-010	570-009
1975-68	Camshaft	-	2-3/32"	1	555-085	-	-	-
1975-68	Camshaft	-	2-3/32" SC	1	555-049	565-049	-	570-014
1975-68	Camshaft	-	2-7/64"	1	555-080	-	-	570-014
1975-68	Cylinder Head	-	15/16"	3	555-016	565-016	-	570-004
1975-68	Oil Gallery	-	19/32"	1	555-009	-	-	-
1975-68	Oil Gallery Pipe	-	3/8" Pipe	1	090-028	-	-	-
V6 - 2.8 (173 CID)								
1989-80	Engine Kit	-			557-048	567-048	-	-
1989-80	Block	-	34.3mm	6	555-104	565-104	-	570-007
1989-80	Block	-	7/8"	1	555-014	565-014	-	570-004
1989-80	Block Pipe	-	1/4" Pipe	2	090-075	-	-	-
1989-80	Cylinder Head	-	1" SC	2	555-018	565-018	-	570-005
1989-80	Cylinder Head Pipe	-	1/4" Pipe	1	090-067	-	-	-
1989-80	Oil Gallery Pipe	-	1/4" Pipe	1	090-067	-	-	-
1989-80	Oil Gallery Pipe	-	1/4" Pipe	AR	090-068	-	-	-
1989-80	Oil Gallery Pipe	-	1/4" Pipe	AR	090-071	-	-	-
1989-80	Oil Gallery Pipe	-	1/8" Pipe	2	090-065	-	-	-
1989-80	Oil Gallery Pipe	-	1/8" Pipe	2	090-070	-	-	-
1989-80	Oil Gallery Pipe	-	3/8" Pipe	1	090-019	-	-	-
1989-80	Oil Gallery Pipe	-	3/8" Pipe	1	090-028	-	-	-
V6 - 3.0 (181 CID)								
1988-85	Engine Kit	-			NA	-	-	-
1988-85	Block	-	1-7/32"	AR	555-022	-	-	570-006
1988-85	Block-Rear	-	1-1/8"	4	555-019	565-019	-	570-005
1988-85	Block-Side	-	1-1/2" SC	4	555-077	565-077	-	570-008
1988-85	Block-Side	-	1-9/16"	4	555-029	565-029	-	570-009
1988-85	Camshaft	-	1-61/64" SC	1	555-109	-	-	570-012
1988-85	Cylinder Head	-	1-1/8"	4	555-019	565-019	-	570-005
1988-85	Oil Gallery	-	5/8" SC	AR	555-011	565-011	-	-
1988-85	Oil Gallery Pipe	-	1/8" Pipe	AR	090-070	-	-	-
1984-82	Engine Kit	-			NA	-	-	-
1984-82	Block	-	1-7/32"	AR	555-022	-	-	570-006
1984-82	Block-Rear	-	1-1/8"	4	555-019	565-019	-	570-005
1984-82	Block-Side	-	1-1/2" SC	4	555-077	565-077	-	570-008
1984-82	Block-Side	-	1-9/16"	4	555-029	565-029	-	570-009
1984-82	Camshaft	-	1-59/64" SC	1	555-075	-	-	570-012
1984-82	Cylinder Head	-	1-1/8"	4	555-019	565-019	-	570-005
1984-82	Oil Gallery	-	5/8" SC	AR	555-011	565-011	-	-
1984-82	Oil Gallery Pipe	-	1/8" Pipe	AR	090-070	-	-	-
V6 - 3.1 (189 CID) - J								
2005-00	Block	-	34.3mm	1	555-104	565-104	-	570-007
2005-00	Cylinder Head	-	1" SC	2	555-018	565-018	-	570-005
V6 - 3.1 (189 CID) - M								
1999-94	Engine Kit	-			NA	-	-	-
1999-94	Block	-	5/8"	1	555-168	-	-	-
1999-94	Block Pipe	-	1/4" Pipe	4	090-067	-	-	-
1999-94	Block Pipe	-	1/8" Pipe	1	090-070	-	-	-
1999-94	Block Pipe	-	3/8" Pipe	1	090-019	-	-	-
1999-94	Camshaft	-	2-7/64"	1	555-170	-	-	-
1999-94	Cylinder Head	-	1" SC	4	555-018	565-018	-	570-005
1999-94	Cylinder Head Pipe	-	1/4" Pipe	1	090-067	-	-	-
V6 - 3.1 (189 CID) - T								
1993	Engine Kit	Regal			NA	-	-	-
1993	Block	Regal	34.3mm	6	555-104	565-104	-	570-007
1993	Block Pipe	Regal	1/4" Pipe	2	090-122	-	-	-
1993	Block Pipe	Regal	3/8" Pipe	AR	090-019	-	-	-
1993	Camshaft	Regal	2-7/64"	1	555-170	-	-	-
1993	Cylinder Head	Regal	1" SC	AR	555-018	565-018	-	570-005
1993	Cylinder Head Pipe	Regal	1/4" Pipe	1	090-067	-	-	-
1993	Oil Gallery Pipe	Regal	1/4" Pipe	AR	090-067	-	-	-
1993	Oil Gallery Pipe	Regal	1/8" Pipe	2	090-070	-	-	-
1992-89	Engine Kit	Regal			557-048	567-048	-	-

Expansion Plugs Applications (continued)



Make/ Engine/Years	Location	Description	Size	Qty	Dorman Steel	Dorman Brass	Dorman Copper	Dorman Rubber
BUICK (continued)								
V6 - 3.1 (189 CID) - T (continued)								
1992-89	Block	Regal	34.3mm	6	555-104	565-104	-	570-007
1992-89	Block Pipe	Regal	1/4" Pipe	2	090-122	-	-	-
1992-89	Cylinder Head	Regal	1" SC	AR	555-018	565-018	-	570-005
1992-89	Cylinder Head Pipe	Regal	1/4" Pipe	1	090-067	-	-	-
1992-89	Intake Manifold	Regal	7/8"	1	555-014	565-014	-	570-004
1992-89	Oil Gallery Pipe	Regal	1/4" Pipe	AR	090-067	-	-	-
1992-89	Oil Gallery Pipe	Regal	1/4" Pipe	AR	090-071	-	-	-
1992-89	Oil Gallery Pipe	Regal	1/8" Pipe	2	090-070	-	-	-
1992-89	Oil Gallery Pipe	Regal	3/8" Pipe	AR	090-019	-	-	-
V6 - 3.2 (196 CID)								
1979-78	Engine Kit	For blocks with 1-1/2" Plugs			557-019	567-019	-	-
1979-78	Block Pipe	-	1/4" Pipe	1	-	490-071	-	-
1979-78	Block Pipe	-	1/8" Pipe	AR	090-070	-	-	-
1979-78	Block-Rear	-	1-7/32"	4	555-022	-	-	570-006
1979-78	Block-Rear	-	1-1/8"	4	555-019	565-019	-	570-005
1979-78	Block-Side	-	1-9/16"	4	555-029	565-029	-	570-009
1979-78	Block-Side	-	1-1/2" SC	4	555-077	565-077	-	570-008
1979-78	Camshaft	-	1-59/64" SC	1	555-075	-	-	570-012
1979-78	Camshaft	-	1-61/64" SC	1	555-109	-	-	570-012
1979-78	Cylinder Head	-	1-1/8"	4	555-019	565-019	-	570-005
1979-78	Cylinder Head	-	1-7/32"	4	555-022	-	-	570-006
1979-78	Oil Gallery	-	1"	AR	555-017	565-017	-	570-004
1979-78	Oil Gallery	-	19/32"	1	555-009	-	-	-
1979-78	Oil Gallery	-	5/8" SC	2	555-011	565-011	-	-
1979-78	Oil Gallery Pipe	-	1/4" Pipe	AR	090-068	-	-	-
1979-78	Oil Gallery Pipe	-	3/8" Pipe	1	090-028	-	-	-
1979-78	Oil Gallery Pipe	-	1/4" Pipe	2	090-026	-	-	-
1979-78	Oil Gallery Pipe	-	1/4" Pipe	1	-	490-075	-	-
V6 - 3.3 (204 CID)								
1993-89	Engine Kit	-			NA	-	-	-
1993-89	Block-Side	-	1-1/2" SC	6	555-077	565-077	-	570-008
1993-89	Block-Side	-	1-9/16"	4	555-029	565-029	-	570-009
1993-89	Camshaft	-	1-61/64" SC	1	555-109	-	-	570-012
1993-89	Cylinder Head	-	1-1/8"	4	555-019	565-019	-	570-005
1993-89	Cylinder Head	-	1-7/32"	AR	555-022	-	-	570-006
1993-89	Oil Gallery	-	19/32"	1	555-009	-	-	-
1993-89	Oil Gallery Pipe	-	3/8" Pipe	1	090-028	-	-	-
1993-89	Oil Gallery Pipe	-	1/4" Pipe	AR	090-026	-	-	-
1993-89	Oil Gallery Pipe	-	1/4" Pipe	AR	090-067	-	-	-
1993-89	Oil Gallery Pipe	-	1/4" Pipe	AR	090-068	-	-	-
1993-89	Oil Gallery Pipe	-	1/4" Pipe	AR	-	490-075	-	-
V6 - 3.4 (207 CID) - E								
2005-02	Block	-	34.3mm	6	555-104	565-104	-	570-007
2005-02	Cylinder Head	-	1" SC	4	555-018	565-018	-	570-005
V6 - 3.5L (211 CID)								
2005	Camshaft	-	2-7/64"	1	555-080	-	-	570-014
2005	Cylinder Head	-	1" SC	2	555-018	565-018	-	570-005
2005	Oil Gallery	-	5/8"	1	555-168	-	-	-
V6 - 3.6L (220 CID)								
2005-04	Block	-	34.3mm	1	555-104	565-104	-	570-007
V6 - 3.8 (231 CID) - 1,2,3,C,K,L								
2005-88	Engine Kit	w/Balance Shaft			557-121	-	-	-
2005-88	Balance Shaft	w/Balance Shaft	1-61/64" SC	1	555-109	-	-	570-012
2005-88	Balance Shaft (.010 OS)	w/Balance Shaft	1-1/32"	1	555-165	-	-	-
2005-88	Block	w/Balance Shaft	1" SC	1	555-018	565-018	-	570-005
2005-88	Block Pipe	w/Balance Shaft	1/8" Pipe	AR	090-070	-	-	-
2005-88	Block Pipe	w/Balance Shaft	1/4" Pipe	1	-	490-136	-	-
2005-88	Block Pipe	w/Balance Shaft	1/4" Pipe	2	090-026	-	-	-
2005-88	Block-Side	w/Balance Shaft	1-1/2" SC	6	555-077	565-077	-	570-008
2005-88	Block-Side	w/Balance Shaft	1-9/16"	AR	555-029	565-029	-	570-009
2005-88	Camshaft	w/Balance Shaft	1-1/32"	1	555-173	-	-	-
2005-88	Camshaft	w/Balance Shaft	1-61/64" SC	1	555-109	-	-	570-012
2005-88	Camshaft (.010 OS)	w/Balance Shaft	1-1/32"	1	555-165	-	-	-
2005-88	Cylinder Head	w/Balance Shaft	1-1/8"	4	555-019	565-019	-	570-005
2005-88	Cylinder Head	w/Balance Shaft	1-7/32"	AR	555-022	-	-	570-006
2005-88	Oil Gallery	w/Balance Shaft	19/32"	2	555-009	-	-	-
V6 - 3.8 (231 CID) - 2,3,8,9,A,C,G								
1985-75	Engine Kit	For blocks with 1-1/2" Plugs			557-019	567-019	-	-
1985-75	Block Pipe	-	1/4" Pipe	1	-	490-071	-	-
1985-75	Block Pipe	-	1/8" Pipe	AR	090-070	-	-	-
1985-75	Block-Rear	-	1-7/32"	AR	555-022	-	-	570-006
1985-75	Block-Rear	-	1-1/8"	4	555-019	565-019	-	570-005
1985-75	Block-Side	-	1-9/16"	4	555-029	565-029	-	570-009
1985-75	Block-Side	-	1-1/2" SC	4	555-077	565-077	-	570-008
1985-75	Camshaft	-	1-59/64" SC	1	555-075	-	-	570-012
1985-75	Cylinder Head	-	1-1/8"	4	555-019	565-019	-	570-005
1985-75	Cylinder Head	-	1-1/8" SC	4	555-020	565-020	-	570-005
1985-75	Cylinder Head	-	1-7/32"	4	555-022	-	-	570-006
1985-75	Oil Gallery	-	1"	AR	555-017	565-017	-	570-004
1985-75	Oil Gallery	-	19/32"	1	555-009	-	-	-
1985-75	Oil Gallery	-	5/8" SC	2	555-011	565-011	-	-

Expansion Plugs Applications (continued)



Make/ Engine/Years	Location	Description	Size	Qty	Dorman Steel	Dorman Brass	Dorman Copper	Dorman Rubber
BUICK (continued)								
V6 - 3.8 (231 CID) - 2,3,8,9,A,C,G (continued)								
1985-75	Oil Gallery Pipe	-	1/4" Pipe	AR	090-068	-	-	-
1985-75	Oil Gallery Pipe	-	3/8" Pipe	1	090-028	-	-	-
1985-75	Oil Gallery Pipe	-	1/4" Pipe	2	090-026	-	-	-
1985-75	Oil Gallery Pipe	-	1/4" Pipe	1	-	490-075	-	-
V6 - 3.8 (231 CID) - 3,7,A,B,C								
1988-86	Engine Kit	wo/Balance Shaft; For blocks with 1-1/2" Plugs	-	-	557-019	567-019	-	-
1988-86	Block Pipe	wo/Balance Shaft	1/4" Pipe	1	-	490-071	-	-
1988-86	Block Pipe	wo/Balance Shaft	1/8" Pipe	AR	090-070	-	-	-
1988-86	Block-Rear	wo/Balance Shaft	1-1/8"	4	555-019	565-019	-	570-005
1988-86	Block-Rear	wo/Balance Shaft	1-7/32"	AR	555-022	-	-	570-006
1988-86	Block-Side	wo/Balance Shaft	1-1/2" SC	4	555-077	565-077	-	570-008
1988-86	Block-Side	wo/Balance Shaft	1-9/16"	4	555-029	565-029	-	570-009
1988-86	Camshaft	wo/Balance Shaft	1-61/64" SC	1	555-109	-	-	570-012
1988-86	Cylinder Head	wo/Balance Shaft	1-1/8"	4	555-019	565-019	-	570-005
1988-86	Cylinder Head	wo/Balance Shaft	1-1/8" SC	4	555-020	565-020	-	570-005
1988-86	Cylinder Head	wo/Balance Shaft	1-7/32"	4	555-022	-	-	570-006
1988-86	Oil Gallery	wo/Balance Shaft	1"	AR	555-017	565-017	-	570-004
1988-86	Oil Gallery	wo/Balance Shaft	5/8" SC	2	555-011	565-011	-	-
1988-86	Oil Gallery	wo/Balance Shaft	19/32"	1	555-009	-	-	-
1988-86	Oil Gallery Pipe	wo/Balance Shaft	1/4" Pipe	1	-	490-075	-	-
1988-86	Oil Gallery Pipe	wo/Balance Shaft	1/4" Pipe	2	090-026	-	-	-
1988-86	Oil Gallery Pipe	wo/Balance Shaft	1/4" Pipe	AR	090-068	-	-	-
1988-86	Oil Gallery Pipe	wo/Balance Shaft	3/8" Pipe	1	090-028	-	-	-
V6 - 4.1 (252 CID) - 4								
1984-80	Engine Kit	For blocks with 1-1/2" Plugs	-	-	557-019	567-019	-	-
1984-80	Block Pipe	-	1/4" Pipe	1	-	490-071	-	-
1984-80	Block Pipe	-	1/8" Pipe	AR	090-070	-	-	-
1984-80	Block-Rear	-	1-1/8"	4	555-019	565-019	-	570-005
1984-80	Block-Rear	-	1-7/32"	4	555-022	-	-	570-006
1984-80	Block-Side	-	1-9/16"	4	555-029	565-029	-	570-009
1984-80	Block-Side	-	1-1/2" SC	4	555-077	565-077	-	570-008
1984-80	Camshaft	-	1-59/64" SC	1	555-075	-	-	570-012
1984-80	Camshaft	-	1-61/64" SC	1	555-109	-	-	570-012
1984-80	Cylinder Head	-	1-1/8"	4	555-019	565-019	-	570-005
1984-80	Cylinder Head	-	1-7/32"	4	555-022	-	-	570-006
1984-80	Oil Gallery	-	1"	AR	555-017	565-017	-	570-004
1984-80	Oil Gallery	-	19/32"	1	555-009	-	-	-
1984-80	Oil Gallery	-	5/8" SC	2	555-011	565-011	-	-
1984-80	Oil Gallery Pipe	-	1/4" Pipe	1	-	490-075	-	-
1984-80	Oil Gallery Pipe	-	1/4" Pipe	2	090-026	-	-	-
1984-80	Oil Gallery Pipe	-	1/4" Pipe	AR	090-068	-	-	-
1984-80	Oil Gallery Pipe	-	3/8" Pipe	1	090-028	-	-	-
V6 - 4.3 (260 CID) - T,V								
1985-82	Engine Kit	Diesel	-	-	557-025	567-025	-	-
1985-82	Block-Side	Diesel	1-1/2"	6	555-028	565-028	568-009	570-008
1985-82	Block-Side	Diesel	1-61/64" SC	6	555-109	-	-	570-012
1985-82	Block-Side	Diesel	1-1/2" SC	6	555-077	565-077	-	570-008
1985-82	Cylinder Head	Diesel	1-1/4"	4	555-023	565-023	568-007	570-006
1985-82	Oil Gallery	Diesel	29/32" (0.914")	1	555-113	-	-	570-004
1985-82	Oil Gallery	Diesel	29/32" (0.925")	1	555-015	565-015	-	570-004
1985-82	Oil Gallery Pipe	Diesel	3/8" Pipe	1	090-077	-	-	-
V8 - 4.3 (260 CID)								
1976-75	Engine Kit	-	-	-	557-025	567-025	-	-
1976-75	Block	-	1-1/2"	6	555-028	565-028	568-009	570-008
1976-75	Block	-	1-1/2" SC	6	555-077	565-077	-	570-008
1976-75	Camshaft	-	2-3/32"	1	555-085	-	-	-
1976-75	Camshaft	-	2-3/32" SC	1	555-049	565-049	-	570-014
1976-75	Camshaft	-	2-7/64"	1	555-080	-	-	570-014
1976-75	Cylinder Head	-	1-1/4"	4	555-023	565-023	568-007	570-006
1976-75	Oil Gallery	-	29/32" (0.914")	1	555-113	-	-	570-004
1976-75	Oil Gallery	-	29/32" (0.925")	1	555-015	565-015	-	570-004
1976-75	Oil Gallery Pipe	-	1/2" Pipe	AR	090-022	-	-	-
1976-75	Oil Gallery Pipe	-	11/16"-16	1	090-069	-	-	-
1976-75	Oil Gallery Pipe	-	3/8" Pipe	1	090-077	-	-	-
1976-75	Oil Gallery Pipe	-	3/8" Pipe	2	090-028	-	-	-
1976-75	Oil Gallery Pipe	-	3/8" Pipe	AR	-	490-072	-	-
V8 - 4.3 (265 CID) - S								
1981-80	Engine Kit	-	-	-	557-001	567-001	-	-
1981-80	Block	-	1-5/8"	8	555-030	565-030	568-010	570-009
1981-80	Block-Drain Pipe	-	1/4" Pipe	2	-	490-075	-	-
1981-80	Camshaft	-	2-7/64"	1	555-080	-	-	570-014
1981-80	Camshaft	-	2-3/32"	1	555-085	-	-	-
1981-80	Camshaft	-	2-3/32" SC	1	555-049	565-049	-	570-014
1981-80	Oil Gallery	-	1/2"	3	555-005	565-005	-	-
1981-80	Oil Gallery Pipe	-	1/4" Pipe	AR	090-067	-	-	-
1981-80	Oil Gallery Pipe	-	1/4" Pipe	AR	090-068	-	-	-
1981-80	Oil Gallery Pipe	-	1/4" Pipe	AR	090-071	-	-	-
1981-80	Oil Gallery Pipe	-	1/8" Pipe	AR	090-070	-	-	-
1981-80	Oil Gallery Pipe	-	1/4" Pipe	6	090-026	-	-	-
V8 - 4.4 (267 CID) - J								
1982	Engine Kit	-	-	-	557-001	567-001	-	-

Expansion Plugs Applications (continued)



Expansion Plug Applications

8

Make/ Engine/Years	Location	Description	Size	Qty	Dorman Steel	Dorman Brass	Dorman Copper	Dorman Rubber
BUICK (continued)								
V8 - 4.4 (267 CID) - J (continued)								
1982	Block	-	1-5/8"	8	555-030	565-030	568-010	570-009
1982	Block-Drain Pipe	-	1/4" Pipe	2	-	490-075	-	-
1982	Camshaft	-	2-3/32"	1	555-085	-	-	-
1982	Camshaft	-	2-3/32" SC	1	555-049	565-049	-	570-014
1982	Camshaft	-	2-7/64"	1	555-080	-	-	570-014
1982	Oil Gallery	-	1/2"	3	555-005	565-005	-	-
1982	Oil Gallery Pipe	-	1/8" Pipe	AR	090-070	-	-	-
1982	Oil Gallery Pipe	-	1/4" Pipe	AR	090-071	-	-	-
1982	Oil Gallery Pipe	-	1/4" Pipe	AR	090-068	-	-	-
1982	Oil Gallery Pipe	-	1/4" Pipe	6	090-026	-	-	-
1982	Oil Gallery Pipe	-	1/4" Pipe	AR	090-067	-	-	-
V8 - 4.9 (301 CID)								
1980-77	Engine Kit	-	-	-	557-016	567-016	-	-
1980-77	Block	-	1-61/64"	8	555-041	565-041	-	570-012
1980-77	Camshaft	-	2-3/64" SC	1	555-047	565-047	-	570-014
1980-77	Cylinder Head	-	1-3/16"	1	555-086	-	-	570-006
1980-77	Cylinder Head	-	1-3/8"	4	555-025	565-025	568-008	570-007
1980-77	Oil Gallery	-	15/16"	1	555-016	565-016	-	570-004
1980-77	Oil Gallery	-	9/16"	2	555-008	565-008	-	-
1980-77	Oil Gallery Pipe	-	3/8" Pipe	2	090-028	-	-	-
V8 - 5.0 (305 CID)								
1992-77	Engine Kit	-	-	-	557-001	567-001	-	-
1992-77	Block	-	1-5/8"	2	555-030	565-030	568-010	570-009
1992-77	Block-Drain Pipe	-	1/4" Pipe	2	-	490-075	-	-
1992-77	Camshaft	-	2-3/32"	1	555-085	-	-	-
1992-77	Camshaft	-	2-3/32" SC	1	555-049	565-049	-	570-014
1992-77	Camshaft	-	2-7/64"	1	555-080	-	-	570-014
1992-77	Oil Gallery	-	1/2"	3	555-005	565-005	-	-
1992-77	Oil Gallery Pipe	-	1/4" Pipe	AR	090-071	-	-	-
1992-77	Oil Gallery Pipe	-	1/8" Pipe	AR	090-070	-	-	-
1992-77	Oil Gallery Pipe	-	1/4" Pipe	AR	090-068	-	-	-
1992-77	Oil Gallery Pipe	-	1/4" Pipe	AR	090-067	-	-	-
1992-77	Oil Gallery Pipe	-	1/4" Pipe	6	090-026	-	-	-
V8 - 5.0 (307 CID)								
1990-80	Engine Kit	-	-	-	557-025	567-025	-	-
1990-80	Block	-	1-1/2"	6	555-028	565-028	568-009	570-008
1990-80	Block	-	1-1/2" SC	6	555-077	565-077	-	570-008
1990-80	Camshaft	-	2-3/32"	1	555-085	-	-	-
1990-80	Camshaft	-	2-3/32" SC	1	555-049	565-049	-	570-014
1990-80	Camshaft	-	2-7/64"	1	555-080	-	-	570-014
1990-80	Cylinder Head	-	1-1/4"	4	555-023	565-023	568-007	570-006
1990-80	Oil Gallery	-	29/32" (0.914")	1	555-113	-	-	570-004
1990-80	Oil Gallery	-	29/32" (0.925")	1	555-015	565-015	-	570-004
1990-80	Oil Gallery Pipe	-	3/8" Pipe	2	090-028	-	-	-
1990-80	Oil Gallery Pipe	-	3/8" Pipe	AR	-	490-072	-	-
1990-80	Oil Gallery Pipe	-	11/16"-16	1	090-069	-	-	-
1990-80	Oil Gallery Pipe	-	1/2" Pipe	AR	090-022	-	-	-
1990-80	Oil Gallery Pipe	-	3/8" Pipe	1	090-077	-	-	-
V8 - 5.7 (350 CID)								
1971-68	Engine Kit	-	-	-	557-001	567-001	-	-
1971-68	Block	-	1-5/8"	8	555-030	565-030	568-010	570-009
1971-68	Camshaft	-	2-3/32"	1	555-085	-	-	-
1971-68	Camshaft	-	2-3/32" SC	1	555-049	565-049	-	570-014
1971-68	Camshaft	-	2-7/64"	1	555-080	-	-	570-014
1971-68	Oil Gallery	-	1/2"	3	555-005	565-005	-	-
1971-68	Oil Gallery Pipe	-	1/4" Pipe	5	090-026	-	-	-
V8 - 5.7 (350 CID) - 7								
1993-92	Engine Kit	-	-	-	NA	-	-	-
1993-92	Block	-	1-5/8"	8	555-030	565-030	568-010	570-009
1993-92	Block	-	15/32"	1	555-172	-	-	-
1993-92	Camshaft	-	2-7/64"	AR	555-170	-	-	-
1993-92	Cylinder Head Pipe	-	3/8" Pipe	1	090-019	-	-	-
1993-92	Oil Gallery	-	15/32"	1	555-172	-	-	-
1993-92	Oil Gallery	-	9/16"	2	555-171	-	-	-
1993-92	Oil Gallery	-	1/2"	3	555-005	565-005	-	-
1993-92	Oil Gallery Pipe	-	1/4" Pipe	2	090-067	-	-	-
1993-92	Oil Gallery Pipe	-	1/4" Pipe	2	090-122	-	-	-
V8 - 5.7 (350 CID) - H								
1977-72	Engine Kit	-	-	-	557-019	567-019	-	-
1977-72	Block	-	1-1/2"	6	555-028	565-028	568-009	570-008
1977-72	Block	-	1-1/2" SC	6	555-077	565-077	-	570-008
1977-72	Camshaft	-	1-59/64" SC	1	555-075	-	-	570-012
1977-72	Cylinder Head	-	1-1/8"	4	555-019	565-019	-	570-005
1977-72	Cylinder Head	-	1-7/32"	AR	555-022	-	-	570-006
1977-72	Oil Gallery	-	5/8" SC	AR	555-011	565-011	-	-
1977-72	Oil Gallery	-	19/32"	2	555-009	-	-	-
1977-72	Oil Gallery Pipe	-	1/4" Pipe	2	090-026	-	-	-
V8 - 5.7 (350 CID) - J								
1977-72	Engine Kit	-	-	-	557-019	567-019	-	-
1977-72	Block	-	1-1/2"	6	555-028	565-028	568-009	570-008
1977-72	Block	-	1-1/2" SC	6	555-077	565-077	-	570-008

Expansion Plugs Applications (continued)



Make/ Engine/Years	Location	Description	Size	Qty	Dorman Steel	Dorman Brass	Dorman Copper	Dorman Rubber
BUICK (continued)								
V8 - 5.7 (350 CID) - J (continued)								
1977-72	Camshaft	-	1-59/64" SC	1	555-075	-	-	570-012
1977-72	Cylinder Head	-	1-1/8"	4	555-019	565-019	-	570-005
1977-72	Cylinder Head	-	1-7/32"	AR	555-022	-	-	570-006
1977-72	Oil Gallery	-	19/32"	2	555-009	-	-	-
1977-72	Oil Gallery	-	5/8" SC	AR	555-011	565-011	-	-
1977-72	Oil Gallery Pipe	-	1/4" Pipe	2	090-026	-	-	-
V8 - 5.7 (350 CID) - K								
1972	Engine Kit	-	-	-	557-001	567-001	-	-
1972	Block	-	1-5/8"	8	555-030	565-030	568-010	570-009
1972	Camshaft	-	2-7/64"	1	555-080	-	-	570-014
1972	Camshaft	-	2-3/32"	1	555-085	-	-	-
1972	Camshaft	-	2-3/32" SC	1	555-049	565-049	-	570-014
1972	Oil Gallery	-	1/2"	3	555-005	565-005	-	-
1972	Oil Gallery Pipe	-	1/4" Pipe	5	090-026	-	-	-
V8 - 5.7 (350 CID) - L								
1979-77	Engine Kit	-	-	-	557-001	567-001	-	-
1979-77	Block	-	1-5/8"	8	555-030	565-030	568-010	570-009
1979-77	Camshaft	-	2-3/32"	1	555-085	-	-	-
1979-77	Camshaft	-	2-3/32" SC	1	555-049	565-049	-	570-014
1979-77	Camshaft	-	2-7/64"	1	555-080	-	-	570-014
1979-77	Oil Gallery	-	1/2"	3	555-005	565-005	-	-
1979-77	Oil Gallery Pipe	-	1/4" Pipe	5	090-026	-	-	-
V8 - 5.7 (350 CID) - N								
1985-80	Engine Kit	Diesel	-	-	557-025	567-025	-	-
1985-80	Block	Diesel	1-1/2" SC	6	555-077	565-077	-	570-008
1985-80	Block	Diesel	1-1/2"	6	555-028	565-028	568-009	570-008
1985-80	Camshaft	Diesel	2-3/32"	1	555-085	-	-	-
1985-80	Camshaft	Diesel	2-3/32" SC	1	555-049	565-049	-	570-014
1985-80	Camshaft	Diesel	2-7/64"	1	555-080	-	-	570-014
1985-80	Cylinder Head	Diesel	1-1/4"	4	555-023	565-023	568-007	570-006
1985-80	Oil Gallery	Diesel	29/32" (0.914")	1	555-113	-	-	570-004
1985-80	Oil Gallery	Diesel	29/32" (0.925")	1	555-015	565-015	-	570-004
1985-80	Oil Gallery Pipe	Diesel	3/8" Pipe	AR	-	490-072	-	-
1985-80	Oil Gallery Pipe	Diesel	1/2" Pipe	AR	090-022	-	-	-
1985-80	Oil Gallery Pipe	Diesel	11/16"-16	1	090-069	-	-	-
1985-80	Oil Gallery Pipe	Diesel	3/8" Pipe	1	090-077	-	-	-
1985-80	Oil Gallery Pipe	Diesel	3/8" Pipe	2	090-028	-	-	-
V8 - 5.7 (350 CID) - P								
1996-94	Engine Kit	-	-	-	557-108	-	-	-
1996-94	Block	-	15/32"	1	555-172	-	-	-
1996-94	Block	-	1-5/8"	8	555-030	565-030	568-010	570-009
1996-94	Block Pipe	-	1/4" Pipe	1	090-122	-	-	-
1996-94	Camshaft	-	2-7/64"	1	555-170	-	-	-
1996-94	Cylinder Head Pipe	-	1/4" Pipe	2	090-071	-	-	-
1996-94	Cylinder Head Pipe	-	3/8" Pipe	1	090-019	-	-	-
1996-94	Oil Gallery	-	1/2"	3	555-005	565-005	-	-
1996-94	Oil Gallery	-	15/32"	1	555-172	-	-	-
1996-94	Oil Gallery	-	9/16"	2	555-171	-	-	-
1996-94	Oil Gallery Pipe	-	1/8" Pipe	1	090-070	-	-	-
V8 - 5.7 (350 CID) - R								
1980-77	Engine Kit	-	-	-	557-025	567-025	-	-
1980-77	Block	-	1-1/2"	6	555-028	565-028	568-009	570-008
1980-77	Block	-	1-1/2" SC	6	555-077	565-077	-	570-008
1980-77	Camshaft	-	2-3/32"	1	555-085	-	-	-
1980-77	Camshaft	-	2-3/32" SC	1	555-049	565-049	-	570-014
1980-77	Camshaft	-	2-7/64"	1	555-080	-	-	570-014
1980-77	Cylinder Head	-	1-1/4"	4	555-023	565-023	568-007	570-006
1980-77	Oil Gallery	-	29/32" (0.914")	1	555-113	-	-	570-004
1980-77	Oil Gallery	-	29/32" (0.925")	1	555-015	565-015	-	570-004
1980-77	Oil Gallery Pipe	-	3/8" Pipe	AR	-	490-072	-	-
1980-77	Oil Gallery Pipe	-	1/2" Pipe	AR	090-022	-	-	-
1980-77	Oil Gallery Pipe	-	11/16"-16	1	090-069	-	-	-
1980-77	Oil Gallery Pipe	-	3/8" Pipe	1	090-077	-	-	-
1980-77	Oil Gallery Pipe	-	3/8" Pipe	2	090-028	-	-	-
V8 - 5.7 (350 CID) - X								
1980-78	Engine Kit	-	-	-	557-019	567-019	-	-
1980-78	Block	-	1-1/2" SC	6	555-077	565-077	-	570-008
1980-78	Block	-	1-1/2"	6	555-028	565-028	568-009	570-008
1980-78	Camshaft	-	1-59/64" SC	1	555-075	-	-	570-012
1980-78	Cylinder Head	-	1-1/8"	4	555-019	565-019	-	570-005
1980-78	Cylinder Head	-	1-7/32"	AR	555-022	-	-	570-006
1980-78	Oil Gallery	-	19/32"	2	555-009	-	-	-
1980-78	Oil Gallery	-	5/8" SC	AR	555-011	565-011	-	-
1980-78	Oil Gallery Pipe	-	1/4" Pipe	2	090-026	-	-	-
V8 - 6.6 (400 CID)								
1975	Engine Kit	-	-	-	557-016	567-016	-	-
1975	Block	-	1-61/64"	8	555-041	565-041	-	570-012
1975	Camshaft	-	2-3/64" SC	1	555-047	565-047	-	570-014
1975	Cylinder Head	-	1-3/16"	1	555-086	-	-	570-006
1975	Cylinder Head	-	1-3/8"	4	555-025	565-025	568-008	570-007
1975	Oil Gallery	-	9/16"	2	555-008	565-008	-	-



Expansion Plugs Applications (continued)

Expansion Plug Applications

8

Make/ Engine/Years	Location	Description	Size	Qty	Dorman Steel	Dorman Brass	Dorman Copper	Dorman Rubber
BUICK (continued)								
V8 - 6.6 (400 CID) (continued)								
1975	Oil Gallery	-	15/16"	1	555-016	565-016	-	570-004
1975	Oil Gallery Pipe	-	3/8" Pipe	2	090-028	-	-	-
V8 - 6.6 (403 CID)								
1979-77	Engine Kit	-	-	-	557-025	567-025	-	-
1979-77	Block	-	1-1/2"	6	555-028	565-028	568-009	570-008
1979-77	Block	-	1-1/2" SC	6	555-077	565-077	-	570-008
1979-77	Camshaft	-	2-3/32"	1	555-085	-	-	-
1979-77	Camshaft	-	2-3/32" SC	1	555-049	565-049	-	570-014
1979-77	Camshaft	-	2-7/64"	1	555-080	-	-	570-014
1979-77	Cylinder Head	-	1-1/4"	4	555-023	565-023	568-007	570-006
1979-77	Oil Gallery	-	29/32" (0.925")	1	555-015	565-015	-	570-004
1979-77	Oil Gallery	-	29/32" (0.914")	1	555-113	-	-	570-004
1979-77	Oil Gallery Pipe	-	3/8" Pipe	AR	-	490-072	-	-
1979-77	Oil Gallery Pipe	-	3/8" Pipe	2	090-028	-	-	-
1979-77	Oil Gallery Pipe	-	3/8" Pipe	1	090-077	-	-	-
1979-77	Oil Gallery Pipe	-	1/2" Pipe	AR	090-022	-	-	-
1979-77	Oil Gallery Pipe	-	11/16"-16	1	090-069	-	-	-
V8 - 7.5 (455 CID)								
1976-70	Engine Kit	-	-	-	557-020	567-020	-	-
1976-70	Block	-	2"	4	555-069	565-069	568-012	570-012
1976-70	Block (.060 OS)	-	2-1/16" SC	AR	555-048	565-048	568-013	570-014
1976-70	Camshaft	-	1-59/64" SC	1	555-075	-	-	570-012
1976-70	Cylinder Head	-	1-1/8"	4	555-019	565-019	-	570-005
1976-70	Cylinder Head	-	1-7/32"	AR	555-022	-	-	570-006
1976-70	Oil Gallery	-	19/32"	2	555-009	-	-	-
1976-70	Oil Gallery Pipe	-	1/4" Pipe	2	090-026	-	-	-
CADILLAC								
L4 - 1.8 (112 CID) - G								
1982	Engine Kit	-	-	-	557-064	567-064	-	-
1982	Block	-	34.3mm	4	555-104	565-104	-	570-007
1982	Block	-	42.3mm	4	555-110	-	-	570-010
1982	Cylinder Head	-	34.3mm	4	555-104	565-104	-	570-007
1982	Oil Gallery Pipe	-	1/4" Pipe	AR	090-067	-	-	-
1982	Oil Gallery Pipe	-	1/8" Pipe	2	090-065	-	-	-
1982	Oil Gallery Pipe	-	3/8" Pipe	1	090-028	-	-	-
L4 - 2.0 (122 CID) - P								
1986-83	Engine Kit	-	-	-	557-064	567-064	-	-
1986-83	Block	-	34.3mm	1	555-104	565-104	-	570-007
1986-83	Block	-	42.3mm	4	555-110	-	-	570-010
1986-83	Cylinder Head	-	34.3mm	1	555-104	565-104	-	570-007
1986-83	Oil Gallery Pipe	-	3/8" Pipe	1	090-028	-	-	-
1986-83	Oil Gallery Pipe	-	1/4" Pipe	AR	090-067	-	-	-
1986-83	Oil Gallery Pipe	-	1/8" Pipe	2	090-065	-	-	-
V6 - 2.8 (173 CID)								
1988-85	Engine Kit	-	-	-	557-048	567-048	-	-
1988-85	Block	-	34.3mm	6	555-104	565-104	-	570-007
1988-85	Block	-	7/8"	1	555-014	565-014	-	570-004
1988-85	Block Pipe	-	1/4" Pipe	2	090-075	-	-	-
1988-85	Cylinder Head	-	1" SC	2	555-018	565-018	-	570-005
1988-85	Cylinder Head Pipe	-	1/4" Pipe	1	090-067	-	-	-
1988-85	Oil Gallery Pipe	-	1/8" Pipe	2	090-070	-	-	-
1988-85	Oil Gallery Pipe	-	3/8" Pipe	1	090-028	-	-	-
1988-85	Oil Gallery Pipe	-	3/8" Pipe	1	090-019	-	-	-
1988-85	Oil Gallery Pipe	-	1/4" Pipe	AR	090-071	-	-	-
1988-85	Oil Gallery Pipe	-	1/4" Pipe	AR	090-068	-	-	-
1988-85	Oil Gallery Pipe	-	1/4" Pipe	1	090-067	-	-	-
1988-85	Oil Gallery Pipe	-	1/8" Pipe	2	090-065	-	-	-
V6 - 3.6L (220 CID)								
2005-04	Block	-	34.3mm	1	555-104	565-104	-	570-007
V6 - 4.1 (252 CID) - 4								
1982-80	Engine Kit	For blocks with 1-1/2" Plugs	-	-	557-019	567-019	-	-
1982-80	Block Pipe	-	1/4" Pipe	1	-	490-071	-	-
1982-80	Block Pipe	-	1/8" Pipe	AR	090-070	-	-	-
1982-80	Block-Rear	-	1-1/8"	4	555-019	565-019	-	570-005
1982-80	Block-Rear	-	1-7/32"	4	555-022	-	-	570-006
1982-80	Block-Side	-	1-1/2" SC	4	555-077	565-077	-	570-008
1982-80	Block-Side	-	1-9/16"	4	555-029	565-029	-	570-009
1982-80	Camshaft	-	1-61/64" SC	1	555-109	-	-	570-012
1982-80	Camshaft	-	1-59/64" SC	1	555-075	-	-	570-012
1982-80	Cylinder Head	-	1-1/8"	4	555-019	565-019	-	570-005
1982-80	Cylinder Head	-	1-7/32"	4	555-022	-	-	570-006
1982-80	Oil Gallery	-	1"	AR	555-017	565-017	-	570-004
1982-80	Oil Gallery	-	19/32"	1	555-009	-	-	-
1982-80	Oil Gallery	-	5/8" SC	2	555-011	565-011	-	-
1982-80	Oil Gallery Pipe	-	1/4" Pipe	1	-	490-075	-	-
1982-80	Oil Gallery Pipe	-	1/4" Pipe	2	090-026	-	-	-
1982-80	Oil Gallery Pipe	-	1/4" Pipe	AR	090-068	-	-	-
1982-80	Oil Gallery Pipe	-	3/8" Pipe	1	090-028	-	-	-
V6 - 4.3 (260 CID) - T								
1985	Engine Kit	Diesel	-	-	557-025	567-025	-	-
1985	Block-Side	Diesel	1-1/2"	6	555-028	565-028	568-009	570-008

Expansion Plugs Applications (continued)



Make/ Engine/Years	Location	Description	Size	Qty	Dorman Steel	Dorman Brass	Dorman Copper	Dorman Rubber
CADILLAC (continued)								
V6 - 4.3 (260 CID) - T (continued)								
1985	Block-Side	Diesel	1-1/2" SC	6	555-077	565-077	-	570-008
1985	Block-Side	Diesel	1-61/64" SC	6	555-109	-	-	570-012
1985	Cylinder Head	Diesel	1-1/4"	4	555-023	565-023	568-007	570-006
1985	Oil Gallery	Diesel	29/32" (0.914")	1	555-113	-	-	570-004
1985	Oil Gallery	Diesel	29/32" (0.925")	1	555-015	565-015	-	570-004
1985	Oil Gallery Pipe	Diesel	3/8" Pipe	1	090-077	-	-	-
V8 - 4.1 (250 CID)								
1988-87	Engine Kit	Allante	-	-	NA	-	-	-
1988-87	Block	Allante	14.7mm	1	555-088	-	-	-
1988-87	Block	Allante	2-9/64" SC	AR	555-076	-	-	570-016
1988-87	Block Pipe	Allante	1/2" Pipe	1	090-022	-	-	-
1988-87	Oil Gallery Pipe	Allante	1/2" Pipe	1	090-022	-	-	-
1988-87	Oil Gallery Pipe	Allante	3/8" Pipe	2	090-028	-	-	-
1988-82	Engine Kit	Exc.Allante	-	-	557-055	-	-	-
1988-82	Block	Exc.Allante	14.7mm	1	555-088	-	-	-
1988-82	Block	Exc.Allante	2-9/64" SC	AR	555-076	-	-	570-016
1988-82	Block Pipe	Exc.Allante	1/2" Pipe	1	090-022	-	-	-
1988-82	Cylinder Head	Exc.Allante	2-3/32"	1	555-085	-	-	-
1988-82	Oil Gallery Pipe	Exc.Allante	3/8" Pipe	2	090-028	-	-	-
1988-82	Oil Gallery Pipe	Exc.Allante	1/2" Pipe	1	090-022	-	-	-
V8 - 4.5 (273 CID)								
1992-88	Engine Kit	-	-	-	NA	-	-	-
1992-88	Block	-	2-9/64" SC	AR	555-076	-	-	570-016
1992-88	Block Pipe	-	1/8" Pipe	1	090-119	-	-	-
1992-88	Oil Gallery	-	45/64"	AR	555-082	-	-	-
V8 - 4.6 (281 CID)								
2005-93	Engine Kit	-	-	-	NA	-	-	-
2005-93	Block Pipe	-	1/8" Pipe	1	090-119	-	-	-
2005-93	Cylinder Head	-	1-1/4" SC	2	555-024	565-024	568-007	570-006
2005-93	Cylinder Head Pipe	-	1/4" Pipe	1	090-026	-	-	-
2005-93	Cylinder Head Pipe	-	1/8" Pipe	1	090-065	-	-	-
V8 - 4.9 (300 CID)								
1995-91	Engine Kit	-	-	-	NA	-	-	-
1995-91	Block	-	2-9/64" SC	1	555-076	-	-	570-016
1995-91	Block Pipe	-	1/8" Pipe	1	090-119	-	-	-
1995-91	Oil Gallery	-	45/64"	AR	555-082	-	-	-
V8 - 5.0 (305 CID)								
1992-91	Engine Kit	-	-	-	557-001	567-001	-	-
1992-91	Block	-	1-5/8"	2	555-030	565-030	568-010	570-009
1992-91	Block-Drain Pipe	-	1/4" Pipe	2	-	490-075	-	-
1992-91	Camshaft	-	2-3/32"	1	555-085	-	-	-
1992-91	Camshaft	-	2-3/32" SC	1	555-049	565-049	-	570-014
1992-91	Camshaft	-	2-7/64"	1	555-080	-	-	570-014
1992-91	Oil Gallery	-	1/2"	3	555-005	565-005	-	-
1992-91	Oil Gallery Pipe	-	1/4" Pipe	AR	090-068	-	-	-
1992-91	Oil Gallery Pipe	-	1/4" Pipe	AR	090-071	-	-	-
1992-91	Oil Gallery Pipe	-	1/4" Pipe	AR	090-067	-	-	-
1992-91	Oil Gallery Pipe	-	1/4" Pipe	6	090-026	-	-	-
1992-91	Oil Gallery Pipe	-	1/8" Pipe	AR	090-070	-	-	-
V8 - 5.0 (307 CID)								
1990-86	Engine Kit	-	-	-	557-025	567-025	-	-
1990-86	Block	-	1-1/2"	6	555-028	565-028	568-009	570-008
1990-86	Block	-	1-1/2" SC	6	555-077	565-077	-	570-008
1990-86	Camshaft	-	2-3/32"	1	555-085	-	-	-
1990-86	Camshaft	-	2-3/32" SC	1	555-049	565-049	-	570-014
1990-86	Camshaft	-	2-7/64"	1	555-080	-	-	570-014
1990-86	Cylinder Head	-	1-1/4"	4	555-023	565-023	568-007	570-006
1990-86	Oil Gallery	-	29/32" (0.914")	1	555-113	-	-	570-004
1990-86	Oil Gallery	-	29/32" (0.925")	1	555-015	565-015	-	570-004
1990-86	Oil Gallery Pipe	-	11/16"-16	1	090-069	-	-	-
1990-86	Oil Gallery Pipe	-	3/8" Pipe	AR	-	490-072	-	-
1990-86	Oil Gallery Pipe	-	3/8" Pipe	2	090-028	-	-	-
1990-86	Oil Gallery Pipe	-	1/2" Pipe	AR	090-022	-	-	-
1990-86	Oil Gallery Pipe	-	3/8" Pipe	1	090-077	-	-	-
V8 - 5.3 (323 CID) - T								
2005-02	Cylinder Head	-	1-1/4" SC	2	555-024	565-024	568-007	570-006
V8 - 5.7 (350 CID) - 7								
1993-90	Engine Kit	-	-	-	NA	-	-	-
1993-90	Block	-	1-5/8"	8	555-030	565-030	568-010	570-009
1993-90	Block	-	15/32"	1	555-172	-	-	-
1993-90	Camshaft	-	2-7/64"	1	555-170	-	-	-
1993-90	Cylinder Head Pipe	-	3/8" Pipe	1	090-019	-	-	-
1993-90	Oil Gallery	-	9/16"	2	555-171	-	-	-
1993-90	Oil Gallery	-	1/2"	3	555-005	565-005	-	-
1993-90	Oil Gallery	-	15/32"	1	555-172	-	-	-
1993-90	Oil Gallery Pipe	-	1/4" Pipe	2	090-067	-	-	-
1993-90	Oil Gallery Pipe	-	1/4" Pipe	2	090-122	-	-	-
V8 - 5.7 (350 CID) - 8								
1980	Engine Kit	-	-	-	NA	-	-	-
1980	Block	-	1-5/8"	2	555-030	565-030	568-010	570-009
1980	Block	-	41.5mm	2	555-087	-	-	570-009

Expansion Plugs Applications (continued)



Make/ Engine/Years	Location	Description	Size	Qty	Dorman Steel	Dorman Brass	Dorman Copper	Dorman Rubber
CADILLAC (continued)								
V8 - 5.7 (350 CID) - 8 (continued)								
1980	Camshaft	-	2-7/64"	1	555-170	-	-	-
1980	Oil Gallery	-	1/2"	3	555-005	565-005	-	-
1980	Oil Gallery	-	15/32"	1	555-172	-	-	-
1980	Oil Gallery	-	9/16"	2	555-171	-	-	-
1980	Oil Gallery Pipe	-	1/4" Pipe	5	090-026	-	-	-
V8 - 5.7 (350 CID) - B								
1979-78	Engine Kit	-	-	-	557-001	567-001	-	-
1979-78	Block	-	1-5/8"	8	555-030	565-030	568-010	570-009
1979-78	Camshaft	-	2-3/32"	1	555-085	-	-	-
1979-78	Camshaft	-	2-3/32" SC	1	555-049	565-049	-	570-014
1979-78	Camshaft	-	2-7/64"	1	555-080	-	-	570-014
1979-78	Oil Gallery	-	1/2"	3	555-005	565-005	-	-
1979-78	Oil Gallery Pipe	-	1/4" Pipe	5	090-026	-	-	-
V8 - 5.7 (350 CID) - N								
1985-78	Engine Kit	Diesel	-	-	557-025	567-025	-	-
1985-78	Block	Diesel	1-1/2"	6	555-028	565-028	568-009	570-008
1985-78	Block	Diesel	1-1/2" SC	6	555-077	565-077	-	570-008
1985-78	Camshaft	Diesel	2-3/32"	1	555-085	-	-	-
1985-78	Camshaft	Diesel	2-3/32" SC	1	555-049	565-049	-	570-014
1985-78	Camshaft	Diesel	2-7/64"	1	555-080	-	-	570-014
1985-78	Cylinder Head	Diesel	1-1/4"	4	555-023	565-023	568-007	570-006
1985-78	Oil Gallery	Diesel	29/32" (0.925")	1	555-015	565-015	-	570-004
1985-78	Oil Gallery	Diesel	29/32" (0.914")	1	555-113	-	-	570-004
1985-78	Oil Gallery Pipe	Diesel	3/8" Pipe	AR	-	490-072	-	-
1985-78	Oil Gallery Pipe	Diesel	3/8" Pipe	2	090-028	-	-	-
1985-78	Oil Gallery Pipe	Diesel	3/8" Pipe	1	090-077	-	-	-
1985-78	Oil Gallery Pipe	Diesel	1/2" Pipe	AR	090-022	-	-	-
1985-78	Oil Gallery Pipe	Diesel	11/16"-16	1	090-069	-	-	-
V8 - 5.7 (350 CID) - P								
1996-94	Engine Kit	-	-	-	557-108	-	-	-
1996-94	Block	-	1-5/8"	8	555-030	565-030	568-010	570-009
1996-94	Block	-	15/32"	1	555-172	-	-	-
1996-94	Block Pipe	-	1/4" Pipe	1	090-122	-	-	-
1996-94	Camshaft	-	2-7/64"	1	555-170	-	-	-
1996-94	Cylinder Head Pipe	-	1/4" Pipe	2	090-071	-	-	-
1996-94	Cylinder Head Pipe	-	3/8" Pipe	1	090-019	-	-	-
1996-94	Oil Gallery	-	1/2"	3	555-005	565-005	-	-
1996-94	Oil Gallery	-	9/16"	2	555-171	-	-	-
1996-94	Oil Gallery	-	15/32"	1	555-172	-	-	-
1996-94	Oil Gallery Pipe	-	1/8" Pipe	1	090-070	-	-	-
V8 - 5.7 (350 CID) - R								
2000-99	Engine Kit	-	-	-	NA	-	-	-
2000-99	Block	-	1-5/8"	8	555-030	565-030	568-010	570-009
1977-76	Engine Kit	-	-	-	557-025	567-025	-	-
1977-76	Block	-	1-1/2"	6	555-028	565-028	568-009	570-008
1977-76	Block	-	1-1/2" SC	6	555-077	565-077	-	570-008
1977-76	Camshaft	-	2-3/32"	1	555-085	-	-	-
1977-76	Camshaft	-	2-3/32" SC	1	555-049	565-049	-	570-014
1977-76	Camshaft	-	2-7/64"	1	555-080	-	-	570-014
1977-76	Cylinder Head	-	1-1/4"	4	555-023	565-023	568-007	570-006
1977-76	Oil Gallery	-	29/32" (0.914")	1	555-113	-	-	570-004
1977-76	Oil Gallery	-	29/32" (0.925")	1	555-015	565-015	-	570-004
1977-76	Oil Gallery Pipe	-	1/2" Pipe	AR	090-022	-	-	-
1977-76	Oil Gallery Pipe	-	11/16"-16	1	090-069	-	-	-
1977-76	Oil Gallery Pipe	-	3/8" Pipe	1	090-077	-	-	-
1977-76	Oil Gallery Pipe	-	3/8" Pipe	2	090-028	-	-	-
1977-76	Oil Gallery Pipe	-	3/8" Pipe	AR	-	490-072	-	-
V8 - 5.7 (350 CID) - S								
2005-04	Block	-	1" SC	1	555-018	565-018	-	570-005
2005-04	Cylinder Head	-	1-1/4" SC	2	555-024	565-024	568-007	570-006
2005-04	Oil Gallery	-	5/8"	1	555-168	-	-	-
V8 - 6.0 (364 CID) - N,U								
2003-02	Cylinder Head	-	1-1/4" SC	2	555-024	565-024	568-007	570-006
V8 - 6.0 (368 CID)								
1984-80	Engine Kit	-	-	-	557-021	567-021	-	-
1984-80	Block	-	1-49/64"	AR	555-036	565-036	-	570-011
1984-80	Block	-	2"	1	555-069	565-069	568-012	570-012
1984-80	Block	-	1-53/64"	AR	555-083	-	-	570-011
1984-80	Cylinder Head	-	1-1/4"	4	555-023	565-023	568-007	570-006
1984-80	Cylinder Head	-	1-3/16"	1	555-086	-	-	570-006
1984-80	Oil Gallery	-	9/16"	3	555-008	565-008	-	-
1984-80	Oil Gallery Pipe	-	3/8" Pipe	3	090-028	-	-	-
V8 - 7.0 (425 CID)								
1979-77	Engine Kit	-	-	-	557-021	567-021	-	-
1979-77	Block	-	1-49/64"	6	555-036	565-036	-	570-011
1979-77	Block	-	1-53/64"	AR	555-083	-	-	570-011
1979-77	Camshaft	-	2"	1	555-069	565-069	568-012	570-012
1979-77	Cylinder Head	-	1-1/4"	4	555-023	565-023	568-007	570-006
1979-77	Cylinder Head	-	1-3/16"	1	555-086	-	-	570-006
1979-77	Oil Gallery	-	9/16"	3	555-008	565-008	-	-
1979-77	Oil Gallery Pipe	-	3/8" Pipe	3	090-028	-	-	-

Expansion Plugs Applications (continued)



Make/ Engine/Years	Location	Description	Size	Qty	Dorman Steel	Dorman Brass	Dorman Copper	Dorman Rubber
CADILLAC (continued)								
V8 - 7.7 (472 CID)								
1974-68	Engine Kit	-			557-021	567-021	-	-
1974-68	Block	-	1-49/64"	6	555-036	565-036	-	570-011
1974-68	Block	-	1-53/64"	AR	555-083	-	-	570-011
1974-68	Camshaft	-	2"	1	555-069	565-069	568-012	570-012
1974-68	Cylinder Head	-	1-1/4"	4	550-017	560-017	568-007	570-006
1974-68	Cylinder Head	-	45/64"	2	555-082	-	-	-
1974-68	Oil Gallery	-	9/16"	3	555-008	565-008	-	-
1974-68	Oil Gallery Pipe	-	3/8" Pipe	3	090-028	-	-	-
V8 - 8.2 (500 CID)								
1976-70	Engine Kit	-			557-021	567-021	-	-
1976-70	Block	-	1-49/64"	6	555-036	565-036	-	570-011
1976-70	Block	-	1-53/64"	AR	555-083	-	-	570-011
1976-70	Camshaft	-	2"	1	555-069	565-069	568-012	570-012
1976-70	Cylinder Head	-	45/64"	2	555-082	-	-	-
1976-70	Cylinder Head	-	1-1/4"	4	550-017	560-017	568-007	570-006
1976-70	Oil Gallery	-	9/16"	3	555-008	565-008	-	-
1976-70	Oil Gallery Pipe	-	3/8" Pipe	3	090-028	-	-	-
CHEVROLET								
L3 - 1.0 (61 CID)								
1988-85	Engine Kit	Sprint			NA	-	-	-
1988-85	Cylinder Head	Sprint	12.1mm	3	555-106	-	-	-
1988-85	Cylinder Head	Sprint	20mm	3	555-101	565-101	-	-
1988-85	Oil Gallery Pipe	Sprint	1/4" Pipe	1	090-026	-	-	-
1988-85	Oil Gallery Pipe	Sprint	3/8" Pipe	2	090-028	-	-	-
L4 - 1.4 (85 CID)								
1977-76	Engine Kit	Chevette			557-044	567-044	-	-
1977-76	Block	Chevette	34.3mm	7	555-104	565-104	-	570-007
1977-76	Camshaft	Chevette	12.7mm	1	555-089	-	-	-
1977-76	Oil Gallery	Chevette	14.7mm	1	555-088	-	-	-
L4 - 1.5 (92 CID)								
1988-85	Engine Kit	Spectrum			NA	-	-	-
1988-85	Block	Spectrum	35mm	5	555-093	565-093	-	570-007
1988-85	Cylinder Head	Spectrum	15.9mm	2	555-108	-	-	-
1988-85	Cylinder Head	Spectrum	30mm	1	555-100	565-100	-	570-006
1988-85	Oil Gallery	Spectrum	18.2mm	2	555-107	-	-	-
L4 - 1.6 (98 CID)								
1987-76	Engine Kit	Chevette			557-044	567-044	-	-
1987-76	Block	Chevette	34.3mm	7	555-104	565-104	-	570-007
1987-76	Camshaft	Chevette	12.7mm	1	555-089	-	-	-
1987-76	Oil Gallery	Chevette	14.7mm	1	555-088	-	-	-
L4 - 1.6 (98 CID) - 4								
1988-85	Engine Kit	Nova			NA	-	-	-
1988-85	Block	Nova	35mm	5	555-093	565-093	-	570-007
1988-85	Block	Nova	40.8mm	1	555-095	565-095	-	570-009
1988-85	Block Pipe	Nova	3/8" Pipe	2	090-028	-	-	-
L4 - 1.6 (98 CID) - 5								
1988	Engine Kit	Nova			NA	-	-	-
1988	Block Pipe	Nova	3/8" Pipe	2	090-028	-	-	-
1988	Cylinder Head	Nova	28mm	1	555-117	-	-	570-005
L4 - 1.8 (110 CID) - D								
1986-81	Engine Kit	Chevette (Diesel)			NA	-	-	-
1986-81	Block	Chevette (Diesel)	1-1/2" SC	1	555-077	565-077	-	570-008
1986-81	Block	Chevette (Diesel)	35mm	5	555-093	565-093	-	570-007
1986-81	Cylinder Head	Chevette (Diesel)	12.1mm	5	555-106	-	-	-
1986-81	Cylinder Head	Chevette (Diesel)	44.5mm	2	555-096	565-096	-	570-011
1986-81	Cylinder Head	Chevette (Diesel)	7/8"	7	555-014	565-014	-	570-004
1986-81	Oil Gallery	Chevette (Diesel)	12.1mm	1	555-106	-	-	-
L4 - 1.8 (112 CID) - G								
1982	Engine Kit	-			557-064	567-064	-	-
1982	Block	-	42.3mm	4	555-110	-	-	570-010
1982	Block	-	34.3mm	4	555-104	565-104	-	570-007
1982	Cylinder Head	-	34.3mm	4	555-104	565-104	-	570-007
1982	Oil Gallery Pipe	-	1/8" Pipe	2	090-065	-	-	-
1982	Oil Gallery Pipe	-	3/8" Pipe	1	090-028	-	-	-
1982	Oil Gallery Pipe	-	1/4" Pipe	AR	090-067	-	-	-
L4 - 2.0 (122 CID)								
1976-75	Engine Kit	Vega			NA	-	-	-
1976-75	Block	Vega	1-5/8"	1	555-030	565-030	568-010	570-009
1976-75	Block	Vega	9/16"	1	555-008	565-008	-	-
1976-75	Block (.010 OS)	Vega	19/32"	AR	555-009	-	-	-
L4 - 2.0 (122 CID) - 1								
1989-87	Engine Kit	-			557-064	567-064	-	-
1989-87	Block	-	34.3mm	1	555-104	565-104	-	570-007
1989-87	Block	-	42.3mm	4	555-110	-	-	570-010
1989-87	Cylinder Head	-	34.3mm	1	555-104	565-104	-	570-007
1989-87	Oil Gallery Pipe	-	3/8" Pipe	1	090-028	-	-	-
1989-87	Oil Gallery Pipe	-	1/4" Pipe	AR	090-067	-	-	-
1989-87	Oil Gallery Pipe	-	1/8" Pipe	2	090-065	-	-	-
L4 - 2.0 (122 CID) - B								
1984-83	Engine Kit	-			557-064	567-064	-	-
1984-83	Block	-	34.3mm	4	555-104	565-104	-	570-007



Expansion Plugs Applications (continued)

Expansion Plug Applications

8

Make/ Engine/Years	Location	Description	Size	Qty	Dorman Steel	Dorman Brass	Dorman Copper	Dorman Rubber
CHEVROLET (continued)								
L4 - 2.0 (122 CID) - B (continued)								
1984-83	Block	-	42.3mm	4	555-110	-	-	570-010
1984-83	Cylinder Head	-	34.3mm	1	555-104	565-104	-	570-007
1984-83	Oil Gallery Pipe	-	1/4" Pipe	AR	090-067	-	-	-
1984-83	Oil Gallery Pipe	-	1/8" Pipe	2	090-065	-	-	-
1984-83	Oil Gallery Pipe	-	3/8" Pipe	1	090-028	-	-	-
L4 - 2.0 (122 CID) - P								
1986-83	Engine Kit	-	-	-	557-064	567-064	-	-
1986-83	Block	-	42.3mm	4	555-110	-	-	570-010
1986-83	Block	-	34.3mm	1	555-104	565-104	-	570-007
1986-83	Cylinder Head	-	34.3mm	1	555-104	565-104	-	570-007
1986-83	Oil Gallery Pipe	-	1/8" Pipe	2	090-065	-	-	-
1986-83	Oil Gallery Pipe	-	3/8" Pipe	1	090-028	-	-	-
1986-83	Oil Gallery Pipe	-	1/4" Pipe	AR	090-067	-	-	-
L4 - 2.2 (134 CID) - 4								
2002-90	Engine Kit	-	-	-	557-064	-	-	-
2002-90	Block	-	42.3mm	4	555-110	-	-	570-010
2002-90	Cylinder Head	-	34.3mm	1	555-104	565-104	-	570-007
2002-90	Oil Gallery Pipe	-	1/2" Pipe	2	090-092	-	-	-
2002-90	Oil Gallery Pipe	-	1/4" Pipe	1	090-026	-	-	-
2002-90	Oil Gallery Pipe	-	1/4" Pipe	1	090-122	-	-	-
L4 - 2.3 (138 CID) - D,3								
1995	Engine Kit	-	-	-	NA	-	-	-
1995	Block Pipe	-	1/4" Pipe	AR	090-067	-	-	-
1995	Cylinder Head	-	1"	3	555-017	565-017	-	570-004
1995	Cylinder Head	-	20mm	2	555-101	565-101	-	-
1995	Oil Gallery Pipe	-	1/4" Pipe	1	090-026	-	-	-
1995	Oil Gallery Pipe	-	1/8" Pipe	2	090-065	-	-	-
1995	Oil Gallery Pipe	-	3/8" Pipe	AR	-	490-072	-	-
L4 - 2.3 (140 CID)								
1994-90	Engine Kit	-	-	-	NA	-	-	-
1994-90	Cylinder Head	-	1"	1	555-017	565-017	-	570-004
1994-90	Cylinder Head	-	20mm	2	555-101	565-101	-	-
1977-71	Engine Kit	Monza, Vega	-	-	NA	-	-	-
1977-71	Block	Monza, Vega	1-5/8"	1	555-030	565-030	568-010	570-009
1977-71	Block	Monza, Vega	9/16"	1	555-008	565-008	-	-
1977-71	Block (.010 OS)	Monza, Vega	19/32"	AR	555-009	-	-	-
L4 - 2.4 (146 CID) - T								
2001-96	Engine Kit	-	-	-	NA	-	-	-
2001-96	Block Pipe	-	1/4" Pipe	1	090-026	-	-	-
2001-96	Cylinder Head	-	1-1/4" SC	1	555-024	565-024	568-007	570-006
2001-96	Cylinder Head	-	3/4"	2	555-012	565-012	-	570-003
L4 - 2.5 (151 CID)								
1992-78	Engine Kit	-	-	-	557-042	567-042	-	-
1992-78	Block-Rear	-	1-61/64"	1	555-041	565-041	-	570-012
1992-78	Block-Side	-	41.5mm	3	555-087	-	-	570-009
1992-78	Camshaft	-	2-7/64"	1	555-080	-	-	570-014
1992-78	Cylinder Head	-	1-7/8"	1	555-038	565-038	-	570-012
1992-78	Cylinder Head	-	21.66mm	4	570-003	-	-	-
1992-78	Cylinder Head	-	41.5mm	1	555-087	-	-	570-009
1992-78	Oil Gallery	-	14.98mm H	1	555-114	-	-	-
1992-78	Oil Gallery	-	19/32"	2	555-009	-	-	-
1992-78	Oil Gallery Pipe	-	3/8" Pipe	1	090-028	-	-	-
L6 - 3.8 (230 CID)								
1970-63	Engine Kit	-	-	-	557-005	567-005	-	-
1970-63	Block-Rear	-	2-1/64"	1	555-045	565-045	-	570-014
1970-63	Block-Side	-	1-5/8"	3	555-030	565-030	568-010	570-009
1970-63	Camshaft	-	2-3/32"	1	555-085	-	-	-
1970-63	Camshaft	-	2-3/32" SC	1	555-049	565-049	-	570-014
1970-63	Camshaft	-	2-7/64"	1	555-080	-	-	570-014
1970-63	Cylinder Head	-	15/16"	3	555-016	565-016	-	570-004
1970-63	Oil Gallery	-	19/32"	1	555-009	-	-	-
1970-63	Oil Gallery Pipe	-	3/8" Pipe	1	090-028	-	-	-
L6 - 4.1 (250 CID)								
1979-65	Engine Kit	-	-	-	557-005	567-005	-	-
1979-65	Block-Rear	-	2-1/64"	1	555-045	565-045	-	570-014
1979-65	Block-Side	-	1-5/8"	3	555-030	565-030	568-010	570-009
1979-65	Camshaft	-	2-3/32" SC	1	555-049	565-049	-	570-014
1979-65	Camshaft	-	2-7/64"	1	555-080	-	-	570-014
1979-65	Camshaft	-	2-3/32"	1	555-085	-	-	-
1979-65	Cylinder Head	-	15/16"	3	555-016	565-016	-	570-004
1979-65	Oil Gallery	-	19/32"	1	555-009	-	-	-
1979-65	Oil Gallery Pipe	-	3/8" Pipe	1	090-028	-	-	-
V6 - 2.8 (173 CID)								
1989-80	Engine Kit	-	-	-	557-048	567-048	-	-
1989-80	Block	-	34.3mm	6	555-104	565-104	-	570-007
1989-80	Block	-	7/8"	1	555-014	565-014	-	570-004
1989-80	Block Pipe	-	1/4" Pipe	2	090-075	-	-	-
1989-80	Cylinder Head	-	1" SC	2	555-018	565-018	-	570-005
1989-80	Cylinder Head Pipe	-	1/4" Pipe	1	090-067	-	-	-
1989-80	Oil Gallery Pipe	-	1/4" Pipe	AR	090-068	-	-	-
1989-80	Oil Gallery Pipe	-	3/8" Pipe	1	090-019	-	-	-

Expansion Plugs Applications (continued)



Make/ Engine/Years	Location	Description	Size	Qty	Dorman Steel	Dorman Brass	Dorman Copper	Dorman Rubber
CHEVROLET (continued)								
V6 - 2.8 (173 CID) (continued)								
1989-80	Oil Gallery Pipe	-	3/8" Pipe	1	090-028	-	-	-
1989-80	Oil Gallery Pipe	-	1/8" Pipe	2	090-070	-	-	-
1989-80	Oil Gallery Pipe	-	1/4" Pipe	1	090-067	-	-	-
1989-80	Oil Gallery Pipe	-	1/8" Pipe	2	090-065	-	-	-
1989-80	Oil Gallery Pipe	-	1/4" Pipe	AR	090-071	-	-	-
V6 - 3.1 (189 CID) - D								
1995-90	Engine Kit	Lumina APV			NA	-	-	-
1995-90	Block	Lumina APV	34.3mm	6	555-104	565-104	-	570-007
1995-90	Block Pipe	Lumina APV	1/4" Pipe	3	090-122	-	-	-
1995-90	Camshaft	Lumina APV	2-7/64"	1	555-170	-	-	-
1995-90	Oil Gallery Pipe	Lumina APV	1/8" Pipe	2	090-070	-	-	-
1995-90	Oil Gallery Pipe	Lumina APV	3/8" Pipe	3	090-019	-	-	-
V6 - 3.1 (189 CID) - J								
2003-00	Block	Lumina, Malibu	34.3mm	1	555-104	565-104	-	570-007
2003-00	Cylinder Head	Lumina, Malibu	1" SC	AR	555-018	565-018	-	570-005
V6 - 3.1 (189 CID) - M								
1999-94	Engine Kit	-			NA	-	-	-
1999-94	Block	-	5/8"	1	555-168	-	-	-
1999-94	Block Pipe	-	1/8" Pipe	1	090-070	-	-	-
1999-94	Block Pipe	-	3/8" Pipe	1	090-019	-	-	-
1999-94	Block Pipe	-	1/4" Pipe	4	090-067	-	-	-
1999-94	Camshaft	-	2-7/64"	1	555-170	-	-	-
1999-94	Cylinder Head	-	1" SC	4	555-018	565-018	-	570-005
1999-94	Cylinder Head Pipe	-	1/4" Pipe	1	090-067	-	-	-
V6 - 3.1 (189 CID) - T								
1994-93	Engine Kit	-			NA	-	-	-
1994-93	Block	-	34.3mm	6	555-104	565-104	-	570-007
1994-93	Block	-	5/8"	1	555-168	-	-	-
1994-93	Block Pipe	-	3/8" Pipe	1	090-019	-	-	-
1994-93	Block Pipe	-	1/4" Pipe	2	090-122	-	-	-
1994-93	Camshaft	-	2-7/64"	1	555-170	-	-	-
1994-93	Cylinder Head	-	1" SC	4	555-018	565-018	-	570-005
1994-93	Cylinder Head Pipe	-	1/4" Pipe	1	090-067	-	-	-
1994-93	Oil Gallery Pipe	-	1/4" Pipe	4	090-067	-	-	-
1994-93	Oil Gallery Pipe	-	1/8" Pipe	2	090-070	-	-	-
1992-90	Engine Kit	-			557-048	567-048	-	-
1992-90	Block	-	34.3mm	6	555-104	565-104	-	570-007
1992-90	Cylinder Head	-	1" SC	AR	555-018	565-018	-	570-005
1992-90	Cylinder Head Pipe	-	1/4" Pipe	1	090-067	-	-	-
1992-90	Intake Manifold	-	7/8"	1	555-014	565-014	-	570-004
1992-90	Oil Gallery Pipe	-	1/4" Pipe	2	-	490-075	-	-
1992-90	Oil Gallery Pipe	-	3/8" Pipe	1	090-028	-	-	-
1992-90	Oil Gallery Pipe	-	3/8" Pipe	1	090-019	-	-	-
1992-90	Oil Gallery Pipe	-	1/8" Pipe	2	090-070	-	-	-
1992-90	Oil Gallery Pipe	-	1/8" Pipe	2	090-065	-	-	-
1992-90	Oil Gallery Pipe	-	1/4" Pipe	AR	090-068	-	-	-
1992-90	Oil Gallery Pipe	-	1/4" Pipe	1	090-067	-	-	-
1992-90	Oil Gallery Pipe	-	1/4" Pipe	AR	090-071	-	-	-
V6 - 3.2 (196 CID)								
1979-78	Engine Kit	For blocks with 1-1/2" Plugs			557-019	567-019	-	-
1979-78	Block Pipe	-	1/4" Pipe	1	-	490-071	-	-
1979-78	Block Pipe	-	1/8" Pipe	AR	090-070	-	-	-
1979-78	Block-Rear	-	1-1/8"	4	555-019	565-019	-	570-005
1979-78	Block-Rear	-	1-7/32"	4	555-022	-	-	570-006
1979-78	Block-Side	-	1-9/16"	4	555-029	565-029	-	570-009
1979-78	Block-Side	-	1-1/2" SC	4	555-077	565-077	-	570-008
1979-78	Camshaft	-	1-61/64" SC	1	555-109	-	-	570-012
1979-78	Camshaft	-	1-59/64" SC	1	555-075	-	-	570-012
1979-78	Cylinder Head	-	1-1/8"	4	555-019	565-019	-	570-005
1979-78	Cylinder Head	-	1-7/32"	4	555-022	-	-	570-006
1979-78	Oil Gallery	-	1"	AR	555-017	565-017	-	570-004
1979-78	Oil Gallery	-	19/32"	1	555-009	-	-	-
1979-78	Oil Gallery	-	5/8" SC	2	555-011	565-011	-	-
1979-78	Oil Gallery Pipe	-	1/4" Pipe	1	-	490-075	-	-
1979-78	Oil Gallery Pipe	-	1/4" Pipe	2	090-026	-	-	-
1979-78	Oil Gallery Pipe	-	1/4" Pipe	AR	090-068	-	-	-
1979-78	Oil Gallery Pipe	-	3/8" Pipe	1	090-028	-	-	-
V6 - 3.3 (200 CID)								
1979-78	Engine Kit	-			NA	-	-	-
1979-78	Block	-	1-5/8"	6	555-030	565-030	568-010	570-009
1979-78	Camshaft	-	2-3/32"	1	555-085	-	-	-
1979-78	Camshaft	-	2-7/64"	1	555-080	-	-	570-014
1979-78	Oil Gallery	-	1/2"	3	555-005	565-005	-	-
1979-78	Oil Gallery Front	-	21/32"	1	555-090	-	-	-
1979-78	Oil Gallery Pipe	-	1/4" Pipe	5	090-026	-	-	-
V6 - 3.4 (207 CID) - E,F								
2005-96	Engine Kit	-			NA	-	-	-
2005-96	Block	-	34.3mm	6	555-104	565-104	-	570-007
2005-96	Block Pipe	-	1/4" Pipe	2	090-075	-	-	-
2005-96	Cylinder Head	-	1" SC	4	555-018	565-018	-	570-005
2005-96	Cylinder Head Pipe	-	1/4" Pipe	1	090-067	-	-	-



Expansion Plugs Applications (continued)

Make/ Engine/Years	Location	Description	Size	Qty	Dorman Steel	Dorman Brass	Dorman Copper	Dorman Rubber
CHEVROLET (continued)								
V6 - 3.4 (207 CID) - E,F (continued)								
2005-96	Oil Gallery Pipe	-	1/4" Pipe	AR	090-071	-	-	-
2005-96	Oil Gallery Pipe	-	3/8" Pipe	1	090-019	-	-	-
2005-96	Oil Gallery Pipe	-	3/8" Pipe	1	090-028	-	-	-
2005-96	Oil Gallery Pipe	-	1/4" Pipe	AR	090-068	-	-	-
2005-96	Oil Gallery Pipe	-	1/4" Pipe	1	090-067	-	-	-
2005-96	Oil Gallery Pipe	-	1/8" Pipe	2	090-070	-	-	-
2005-96	Oil Gallery Pipe	-	1/8" Pipe	2	090-065	-	-	-
V6 - 3.4 (207 CID) - S								
1995-93	Engine Kit	Camaro			NA	-	-	-
1995-93	Block	Camaro	34.3mm	6	555-104	565-104	-	570-007
1995-93	Block Pipe	Camaro	1/4" Pipe	1	090-122	-	-	-
1995-93	Block Pipe	Camaro	1/4" Pipe	5	090-067	-	-	-
1995-93	Block Pipe	Camaro	1/8" Pipe	1	090-070	-	-	-
1995-93	Block Pipe	Camaro	1/8" Pipe	2	090-065	-	-	-
1995-93	Block Pipe	Camaro	3/8" Pipe	2	090-019	-	-	-
1995-93	Camshaft	Camaro	2-7/64"	1	555-170	-	-	-
V6 - 3.4 (207 CID) - X								
1997-91	Engine Kit	-			557-107	567-107	-	-
1997-91	Block	-	34.3mm	6	555-104	565-104	-	570-007
1997-91	Block Pipe	-	1/4" Pipe	2	090-122	-	-	-
1997-91	Camshaft	-	2-7/64"	1	555-170	-	-	-
1997-91	Cylinder Head	-	34.3mm	2	555-104	565-104	-	570-007
1997-91	Cylinder Head Pipe	-	1/4" Pipe	2	090-067	-	-	-
1997-91	Oil Gallery Pipe	-	1/4" Pipe	2	090-067	-	-	-
1997-91	Oil Gallery Pipe	-	1/8" Pipe	2	090-065	-	-	-
V6 - 3.5L (211 CID)								
2005-04	Camshaft	-	2-7/64"	1	555-080	-	-	570-014
2005-04	Cylinder Head	-	1" SC	4	555-018	565-018	-	570-005
2005-04	Oil Gallery	-	5/8"	1	555-168	-	-	-
V6 - 3.8 (229 CID)								
1984-80	Engine Kit	-			557-001	567-001	-	-
1984-80	Block	-	1-5/8"	6	555-030	565-030	568-010	570-009
1984-80	Camshaft	-	2-3/32"	1	555-085	-	-	-
1984-80	Camshaft	-	2-7/64"	1	555-080	-	-	570-014
1984-80	Oil Gallery	-	1/2"	3	555-005	565-005	-	-
1984-80	Oil Gallery Front	-	21/32"	1	555-090	-	-	-
1984-80	Oil Gallery Pipe	-	1/4" Pipe	5	090-026	-	-	-
V6 - 3.8 (231 CID) - 1,K,L								
2005-88	Engine Kit	w/Balance Shaft			557-121	-	-	-
2005-88	Balance Shaft	w/Balance Shaft	1-61/64" SC	1	555-109	-	-	570-012
2005-88	Balance Shaft (.010 OS)	w/Balance Shaft	1-1/32"	1	555-165	-	-	-
2005-88	Block	-	1" SC	1	555-018	565-018	-	570-005
2005-88	Block Pipe	w/Balance Shaft	1/4" Pipe	1	-	490-136	-	-
2005-88	Block Pipe	w/Balance Shaft	1/4" Pipe	2	090-026	-	-	-
2005-88	Block Pipe	w/Balance Shaft	1/8" Pipe	AR	090-070	-	-	-
2005-88	Block-Side	w/Balance Shaft	1-9/16"	AR	555-029	565-029	-	570-009
2005-88	Block-Side	w/Balance Shaft	1-1/2" SC	6	555-077	565-077	-	570-008
2005-88	Camshaft	w/Balance Shaft	1-1/32"	1	555-173	-	-	-
2005-88	Camshaft	w/Balance Shaft	1-61/64" SC	1	555-109	-	-	570-012
2005-88	Camshaft (.010 OS)	w/Balance Shaft	1-1/32"	1	555-165	-	-	-
2005-88	Cylinder Head	w/Balance Shaft	1-1/8"	4	555-019	565-019	-	570-005
2005-88	Cylinder Head	w/Balance Shaft	1-7/32"	AR	555-022	-	-	570-006
2005-88	Oil Gallery	w/Balance Shaft	19/32"	2	555-009	-	-	-
V6 - 3.8 (231 CID) - 2,3,A								
1985-75	Engine Kit	For blocks with 1-1/2" Plugs			557-019	567-019	-	-
1985-75	Block Pipe	-	1/4" Pipe	1	-	490-071	-	-
1985-75	Block Pipe	-	1/8" Pipe	AR	090-070	-	-	-
1985-75	Block-Rear	-	1-1/8"	4	555-019	565-019	-	570-005
1985-75	Block-Rear	-	1-7/32"	AR	555-022	-	-	570-006
1985-75	Block-Side	-	1-9/16"	4	555-029	565-029	-	570-009
1985-75	Block-Side	-	1-1/2" SC	4	555-077	565-077	-	570-008
1985-75	Camshaft	-	1-59/64" SC	1	555-075	-	-	570-012
1985-75	Cylinder Head	-	1-1/8"	4	555-019	565-019	-	570-005
1985-75	Cylinder Head	-	1-1/8" SC	4	555-020	565-020	-	570-005
1985-75	Cylinder Head	-	1-7/32"	4	555-022	-	-	570-006
1985-75	Oil Gallery	-	1"	AR	555-017	565-017	-	570-004
1985-75	Oil Gallery	-	19/32"	1	555-009	-	-	-
1985-75	Oil Gallery	-	5/8" SC	2	555-011	565-011	-	-
1985-75	Oil Gallery Pipe	-	1/4" Pipe	1	-	490-075	-	-
1985-75	Oil Gallery Pipe	-	1/4" Pipe	2	090-026	-	-	-
1985-75	Oil Gallery Pipe	-	1/4" Pipe	AR	090-068	-	-	-
1985-75	Oil Gallery Pipe	-	3/8" Pipe	1	090-028	-	-	-
V6 - 4.3 (260 CID) - T,V								
1985-82	Engine Kit	Diesel			557-025	567-025	-	-
1985-82	Block-Side	Diesel	1-1/2"	6	555-028	565-028	568-009	570-008
1985-82	Block-Side	Diesel	1-1/2" SC	6	555-077	565-077	-	570-008
1985-82	Block-Side	Diesel	1-61/64" SC	6	555-109	-	-	570-012
1985-82	Cylinder Head	Diesel	1-1/4"	4	555-023	565-023	568-007	570-006
1985-82	Oil Gallery	Diesel	29/32" (0.914")	1	555-113	-	-	570-004
1985-82	Oil Gallery	Diesel	29/32" (0.925")	1	555-015	565-015	-	570-004
1985-82	Oil Gallery Pipe	Diesel	3/8" Pipe	1	090-077	-	-	-

Expansion Plugs Applications (continued)



Make/ Engine/Years	Location	Description	Size	Qty	Dorman Steel	Dorman Brass	Dorman Copper	Dorman Rubber
CHEVROLET (continued)								
V6 - 4.3 (262 CID)								
1993-91	Engine Kit	-			NA	-	-	-
1993-91	Block	-	41.5mm	8	555-030	565-030	568-010	570-009
1993-91	Block Pipe	-	1/4" Pipe	1	090-122	-	-	-
1993-91	Camshaft	-	2-7/64"	1	555-170	-	-	-
1993-91	Cylinder Head Pipe	-	1/4" Pipe	1	090-122	-	-	-
1993-91	Cylinder Head Pipe	-	3/8" Pipe	AR	090-019	-	-	-
1993-91	Oil Gallery	-	21/32"	1	555-167	-	-	-
1993-91	Oil Gallery-Front	-	15/32"	1	555-172	-	-	-
1990-85	Engine Kit	-			NA	-	-	-
1990-85	Block	-	1-5/8"	6	555-030	565-030	568-010	570-009
1990-85	Camshaft	-	2-3/32"	1	555-085	-	-	-
1990-85	Camshaft	-	2-7/64"	1	555-080	-	-	570-014
1990-85	Oil Gallery	-	1/2"	3	555-005	565-005	-	-
1990-85	Oil Gallery	-	21/32"	1	555-167	-	-	-
1990-85	Oil Gallery Front	-	21/32"	1	555-090	-	-	-
1990-85	Oil Gallery Pipe	-	1/4" Pipe	5	090-026	-	-	-
V8 - 4.3 (262 CID)								
1976-75	Engine Kit	-			557-001	567-001	-	-
1976-75	Block	-	1-5/8"	8	555-030	565-030	568-010	570-009
1976-75	Camshaft	-	2-3/32" SC	1	555-049	565-049	-	570-014
1976-75	Camshaft	-	2-7/64"	1	555-080	-	-	570-014
1976-75	Camshaft	-	2-3/32"	1	555-085	-	-	-
1976-75	Oil Gallery	-	1/2"	3	555-005	565-005	-	-
1976-75	Oil Gallery Pipe	-	1/4" Pipe	5	090-026	-	-	-
V8 - 4.3 (265 CID)								
1996-94	Engine Kit	-			NA	-	-	-
1996-94	Block	-	1-5/8"	2	555-030	565-030	568-010	570-009
V8 - 4.4 (267 CID) - J								
1982-79	Engine Kit	-			557-001	567-001	-	-
1982-79	Block	-	1-5/8"	8	555-030	565-030	568-010	570-009
1982-79	Block-Drain Pipe	-	1/4" Pipe	2	-	490-075	-	-
1982-79	Camshaft	-	2-3/32"	1	555-085	-	-	-
1982-79	Camshaft	-	2-3/32" SC	1	555-049	565-049	-	570-014
1982-79	Camshaft	-	2-7/64"	1	555-080	-	-	570-014
1982-79	Oil Gallery	-	1/2"	3	555-005	565-005	-	-
1982-79	Oil Gallery Pipe	-	1/8" Pipe	AR	090-070	-	-	-
1982-79	Oil Gallery Pipe	-	1/4" Pipe	AR	090-071	-	-	-
1982-79	Oil Gallery Pipe	-	1/4" Pipe	6	090-026	-	-	-
1982-79	Oil Gallery Pipe	-	1/4" Pipe	AR	090-068	-	-	-
1982-79	Oil Gallery Pipe	-	1/4" Pipe	AR	090-067	-	-	-
V8 - 5.0 (305 CID)								
1993-76	Engine Kit	-			557-001	567-001	-	-
1993-76	Block	-	1-5/8"	2	555-030	565-030	568-010	570-009
1993-76	Block-Drain Pipe	-	1/4" Pipe	2	-	490-075	-	-
1993-76	Camshaft	-	2-3/32"	1	555-085	-	-	-
1993-76	Camshaft	-	2-3/32" SC	1	555-049	565-049	-	570-014
1993-76	Camshaft	-	2-7/64"	1	555-080	-	-	570-014
1993-76	Oil Gallery	-	1/2"	3	555-005	565-005	-	-
1993-76	Oil Gallery Pipe	-	1/4" Pipe	AR	090-068	-	-	-
1993-76	Oil Gallery Pipe	-	1/4" Pipe	AR	090-071	-	-	-
1993-76	Oil Gallery Pipe	-	1/4" Pipe	AR	090-067	-	-	-
1993-76	Oil Gallery Pipe	-	1/4" Pipe	6	090-026	-	-	-
1993-76	Oil Gallery Pipe	-	1/8" Pipe	AR	090-070	-	-	-
V8 - 5.0 (307 CID)								
1990-86	Engine Kit	-			557-025	567-025	-	-
1990-86	Block	-	1-1/2"	6	555-028	565-028	568-009	570-008
1990-86	Block	-	1-1/2" SC	6	555-077	565-077	-	570-008
1990-86	Camshaft	-	2-3/32"	1	555-085	-	-	-
1990-86	Camshaft	-	2-3/32" SC	1	555-049	565-049	-	570-014
1990-86	Camshaft	-	2-7/64"	1	555-080	-	-	570-014
1990-86	Cylinder Head	-	1-1/4"	4	555-023	565-023	568-007	570-006
1990-86	Oil Gallery	-	29/32" (0.925")	1	555-015	565-015	-	570-004
1990-86	Oil Gallery	-	29/32" (0.914")	1	555-113	-	-	570-004
1990-86	Oil Gallery Pipe	-	3/8" Pipe	AR	-	490-072	-	-
1990-86	Oil Gallery Pipe	-	3/8" Pipe	2	090-028	-	-	-
1990-86	Oil Gallery Pipe	-	1/2" Pipe	AR	090-022	-	-	-
1990-86	Oil Gallery Pipe	-	11/16"-16	1	090-069	-	-	-
1990-86	Oil Gallery Pipe	-	3/8" Pipe	1	090-077	-	-	-
1973-68	Engine Kit	-			557-001	567-001	-	-
1973-68	Block	-	1-5/8"	8	555-030	565-030	568-010	570-009
1973-68	Camshaft	-	2-3/32"	1	555-085	-	-	-
1973-68	Camshaft	-	2-3/32" SC	1	555-049	565-049	-	570-014
1973-68	Camshaft	-	2-7/64"	1	555-080	-	-	570-014
1973-68	Oil Gallery	-	1/2"	3	555-005	565-005	-	-
1973-68	Oil Gallery Pipe	-	1/4" Pipe	5	090-026	-	-	-
V8 - 5.7 (350 CID)								
1971-67	Engine Kit	-			557-001	567-001	-	-
1971-67	Block	-	1-5/8"	8	555-030	565-030	568-010	570-009
1971-67	Camshaft	-	2-3/32" SC	1	555-049	565-049	-	570-014
1971-67	Camshaft	-	2-7/64"	1	555-080	-	-	570-014
1971-67	Camshaft	-	2-3/32"	1	555-085	-	-	-



Expansion Plugs Applications (continued)

Expansion Plug Applications

8

Make/ Engine/Years	Location	Description	Size	Qty	Dorman Steel	Dorman Brass	Dorman Copper	Dorman Rubber
CHEVROLET (continued)								
V8 - 5.7 (350 CID) (continued)								
1971-67	Oil Gallery	-	1/2"	3	555-005	565-005	-	-
1971-67	Oil Gallery Pipe	-	1/4" Pipe	5	090-026	-	-	-
V8 - 5.7 (350 CID) - 4								
1979-78	Engine Kit	-	-	-	557-001	567-001	-	-
1979-78	Block	-	1-5/8"	8	555-030	565-030	568-010	570-009
1979-78	Camshaft	-	2-3/32"	1	555-085	-	-	-
1979-78	Camshaft	-	2-3/32" SC	1	555-049	565-049	-	570-014
1979-78	Camshaft	-	2-7/64"	1	555-080	-	-	570-014
1979-78	Oil Gallery	-	1/2"	3	555-005	565-005	-	-
1979-78	Oil Gallery Pipe	-	1/4" Pipe	5	090-026	-	-	-
V8 - 5.7 (350 CID) - 5								
1996	Engine Kit	-	-	-	NA	-	-	-
1996	Block	-	1-5/8"	8	555-030	565-030	568-010	570-009
1996	Block	-	15/32"	1	555-172	-	-	-
1996	Camshaft	-	2-7/64"	AR	555-170	-	-	-
1996	Oil Gallery	-	1/2"	3	555-005	565-005	-	-
1996	Oil Gallery	-	15/32"	1	555-172	-	-	-
1996	Oil Gallery	-	9/16"	2	555-171	-	-	-
V8 - 5.7 (350 CID) - 6								
1988-80	Engine Kit	-	-	-	557-001	567-001	-	-
1988-80	Block	-	1-5/8"	2	555-030	565-030	568-010	570-009
1988-80	Camshaft	-	2-3/32" SC	1	555-049	565-049	-	570-014
1988-80	Camshaft	-	2-7/64"	1	555-080	-	-	570-014
1988-80	Camshaft	-	2-3/32"	1	555-085	-	-	-
1988-80	Oil Gallery	-	1/2"	3	555-005	565-005	-	-
1988-80	Oil Gallery Pipe	-	1/4" Pipe	5	090-026	-	-	-
V8 - 5.7 (350 CID) - 7								
1993-89	Engine Kit	-	-	-	NA	-	-	-
1993-89	Block	-	1-5/8"	8	555-030	565-030	568-010	570-009
1993-89	Block	-	15/32"	1	555-172	-	-	-
1993-89	Camshaft	-	2-7/64"	AR	555-170	-	-	-
1993-89	Cylinder Head Pipe	-	3/8" Pipe	1	090-019	-	-	-
1993-89	Oil Gallery	-	1/2"	3	555-005	565-005	-	-
1993-89	Oil Gallery	-	15/32"	1	555-172	-	-	-
1993-89	Oil Gallery	-	9/16"	2	555-171	-	-	-
1993-89	Oil Gallery Pipe	-	1/4" Pipe	2	090-122	-	-	-
1993-89	Oil Gallery Pipe	-	1/4" Pipe	2	090-067	-	-	-
V8 - 5.7 (350 CID) - 8								
1992-80	Engine Kit	-	-	-	NA	-	-	-
1992-80	Block	-	1-5/8"	2	555-030	565-030	568-010	570-009
1992-80	Block	-	41.5mm	2	555-087	-	-	570-009
1992-80	Camshaft	-	2-7/64"	1	555-170	-	-	-
1992-80	Oil Gallery	-	1/2"	3	555-005	565-005	-	-
1992-80	Oil Gallery	-	15/32"	1	555-172	-	-	-
1992-80	Oil Gallery	-	9/16"	2	555-171	-	-	-
1992-80	Oil Gallery Pipe	-	1/4" Pipe	5	090-026	-	-	-
1979	Engine Kit	-	-	-	557-001	567-001	-	-
1979	Block	-	1-5/8"	8	555-030	565-030	568-010	570-009
1979	Camshaft	-	2-7/64"	1	555-080	-	-	570-014
1979	Camshaft	-	2-3/32"	1	555-085	-	-	-
1979	Camshaft	-	2-3/32" SC	1	555-049	565-049	-	570-014
1979	Oil Gallery	-	1/2"	3	555-005	565-005	-	-
1979	Oil Gallery Pipe	-	1/4" Pipe	5	090-026	-	-	-
V8 - 5.7 (350 CID) - G								
2004-97	Engine Kit	-	-	-	NA	-	-	-
2004-97	Block	-	1" SC	1	555-018	565-018	-	570-005
2004-97	Cylinder Head	-	1-1/4" SC	2	555-024	565-024	568-007	570-006
2004-97	Oil Gallery	-	5/8"	1	555-168	-	-	-
V8 - 5.7 (350 CID) - H								
1978-72	Engine Kit	-	-	-	557-019	567-019	-	-
1978-72	Block	-	1-1/2"	6	555-028	565-028	568-009	570-008
1978-72	Block	-	1-1/2" SC	6	555-077	565-077	-	570-008
1978-72	Camshaft	-	1-59/64" SC	1	555-075	-	-	570-012
1978-72	Cylinder Head	-	1-1/8"	4	555-019	565-019	-	570-005
1978-72	Cylinder Head	-	1-7/32"	AR	555-022	-	-	570-006
1978-72	Oil Gallery	-	19/32"	2	555-009	-	-	-
1978-72	Oil Gallery	-	5/8" SC	AR	555-011	565-011	-	-
1978-72	Oil Gallery Pipe	-	1/4" Pipe	2	090-026	-	-	-
V8 - 5.7 (350 CID) - J								
1995-90	Engine Kit	-	-	-	NA	-	-	-
1995-90	Cylinder Head	-	30mm	2	555-100	565-100	-	570-006
1995-90	Oil Gallery	-	7/8"	1	555-119	-	-	570-003
1989	Engine Kit	-	-	-	NA	-	-	-
1989	Cylinder Head	-	30mm	2	555-100	565-100	-	570-006
1975-72	Engine Kit	-	-	-	557-019	567-019	-	-
1975-72	Block	-	1-1/2"	6	555-028	565-028	568-009	570-008
1975-72	Block	-	1-1/2" SC	6	555-077	565-077	-	570-008
1975-72	Camshaft	-	1-59/64" SC	1	555-075	-	-	570-012
1975-72	Cylinder Head	-	1-7/32"	AR	555-022	-	-	570-006
1975-72	Cylinder Head	-	1-1/8"	4	555-019	565-019	-	570-005
1975-72	Oil Gallery	-	19/32"	2	555-009	-	-	-

Expansion Plugs Applications (continued)



Make/ Engine/Years	Location	Description	Size	Qty	Dorman Steel	Dorman Brass	Dorman Copper	Dorman Rubber
CHEVROLET (continued)								
V8 - 5.7 (350 CID) - J (continued)								
1975-72	Oil Gallery	-	5/8" SC	AR	555-011	565-011	-	-
1975-72	Oil Gallery Pipe	-	1/4" Pipe	2	090-026	-	-	-
V8 - 5.7 (350 CID) - K								
1974-72	Engine Kit	-	-	-	557-001	567-001	-	-
1974-72	Block	-	1-5/8"	8	555-030	565-030	568-010	570-009
1974-72	Camshaft	-	2-3/32"	1	555-085	-	-	-
1974-72	Camshaft	-	2-3/32" SC	1	555-049	565-049	-	570-014
1974-72	Camshaft	-	2-7/64"	1	555-080	-	-	570-014
1974-72	Oil Gallery	-	1/2"	3	555-005	565-005	-	-
1974-72	Oil Gallery Pipe	-	1/4" Pipe	5	090-026	-	-	-
V8 - 5.7 (350 CID) - L								
1982-74	Engine Kit	-	-	-	557-001	567-001	-	-
1982-74	Block	-	1-5/8"	8	555-030	565-030	568-010	570-009
1982-74	Camshaft	-	2-3/32"	1	555-085	-	-	-
1982-74	Camshaft	-	2-3/32" SC	1	555-049	565-049	-	570-014
1982-74	Camshaft	-	2-7/64"	1	555-080	-	-	570-014
1982-74	Oil Gallery	-	1/2"	3	555-005	565-005	-	-
1982-74	Oil Gallery Pipe	-	1/4" Pipe	5	090-026	-	-	-
V8 - 5.7 (350 CID) - N								
1985-80	Engine Kit	Diesel	-	-	557-025	567-025	-	-
1985-80	Block	Diesel	1-1/2"	6	555-028	565-028	568-009	570-008
1985-80	Block	Diesel	1-1/2" SC	6	555-077	565-077	-	570-008
1985-80	Camshaft	Diesel	2-3/32"	1	555-085	-	-	-
1985-80	Camshaft	Diesel	2-3/32" SC	1	555-049	565-049	-	570-014
1985-80	Camshaft	Diesel	2-7/64"	1	555-080	-	-	570-014
1985-80	Cylinder Head	Diesel	1-1/4"	4	555-023	565-023	568-007	570-006
1985-80	Oil Gallery	Diesel	29/32" (0.925")	1	555-015	565-015	-	570-004
1985-80	Oil Gallery	Diesel	29/32" (0.914")	1	555-113	-	-	570-004
1985-80	Oil Gallery Pipe	Diesel	3/8" Pipe	AR	-	490-072	-	-
1985-80	Oil Gallery Pipe	Diesel	3/8" Pipe	2	090-028	-	-	-
1985-80	Oil Gallery Pipe	Diesel	3/8" Pipe	1	090-077	-	-	-
1985-80	Oil Gallery Pipe	Diesel	1/2" Pipe	AR	090-022	-	-	-
1985-80	Oil Gallery Pipe	Diesel	11/16"-16	1	090-069	-	-	-
V8 - 5.7 (350 CID) - P								
1997-92	Engine Kit	-	-	-	557-108	-	-	-
1997-92	Block	-	1-5/8"	8	555-030	565-030	568-010	570-009
1997-92	Block	-	15/32"	1	555-172	-	-	-
1997-92	Block Pipe	-	1/4" Pipe	1	090-122	-	-	-
1997-92	Camshaft	-	2-7/64"	1	555-170	-	-	-
1997-92	Cylinder Head Pipe	-	1/4" Pipe	2	090-071	-	-	-
1997-92	Cylinder Head Pipe	-	3/8" Pipe	1	090-019	-	-	-
1997-92	Oil Gallery	-	1/2"	3	555-005	565-005	-	-
1997-92	Oil Gallery	-	9/16"	2	555-171	-	-	-
1997-92	Oil Gallery	-	15/32"	1	555-172	-	-	-
1997-92	Oil Gallery Pipe	-	1/8" Pipe	1	090-070	-	-	-
V8 - 5.7 (350 CID) - S								
2004-01	Cylinder Head	-	1-1/4" SC	2	555-024	565-024	568-007	570-006
V8 - 5.7 (350 CID) - T								
1975-74	Engine Kit	-	-	-	557-001	567-001	-	-
1975-74	Block	-	1-5/8"	8	555-030	565-030	568-010	570-009
1975-74	Camshaft	-	2-3/32"	1	555-085	-	-	-
1975-74	Camshaft	-	2-3/32" SC	1	555-049	565-049	-	570-014
1975-74	Camshaft	-	2-7/64"	1	555-080	-	-	570-014
1975-74	Oil Gallery	-	1/2"	3	555-005	565-005	-	-
1975-74	Oil Gallery Pipe	-	1/4" Pipe	5	090-026	-	-	-
V8 - 5.7 (350 CID) - V								
1976	Engine Kit	-	-	-	557-001	567-001	-	-
1976	Block	-	1-5/8"	8	555-030	565-030	568-010	570-009
1976	Camshaft	-	2-3/32" SC	1	555-049	565-049	-	570-014
1976	Camshaft	-	2-7/64"	1	555-080	-	-	570-014
1976	Camshaft	-	2-3/32"	1	555-085	-	-	-
1976	Oil Gallery	-	1/2"	3	555-005	565-005	-	-
1976	Oil Gallery Pipe	-	1/4" Pipe	5	090-026	-	-	-
V8 - 5.7 (350 CID) - X								
1977-76	Engine Kit	-	-	-	557-019	567-019	-	-
1977-76	Block	-	1-1/2"	6	555-028	565-028	568-009	570-008
1977-76	Block	-	1-1/2" SC	6	555-077	565-077	-	570-008
1977-76	Camshaft	-	1-59/64" SC	1	555-075	-	-	570-012
1977-76	Cylinder Head	-	1-1/8"	4	555-019	565-019	-	570-005
1977-76	Cylinder Head	-	1-7/32"	AR	555-022	-	-	570-006
1977-76	Oil Gallery	-	19/32"	2	555-009	-	-	-
1977-76	Oil Gallery	-	5/8" SC	AR	555-011	565-011	-	-
1977-76	Oil Gallery Pipe	-	1/4" Pipe	2	090-026	-	-	-
V8 - 6.0L (364 CID)								
2005	Cylinder Head	-	1-1/4" SC	2	555-024	565-024	568-007	570-006
V8 - 6.5 (396 CID)								
1970-65	Engine Kit	-	-	-	557-003	567-003	-	-
1970-65	Block	-	1-3/4"	11	555-034	565-034	-	570-010
1970-65	Block	-	1-5/8"	1	555-030	565-030	568-010	570-009
1970-65	Camshaft	-	2-7/32" SC	1	555-071	-	-	570-016
1970-65	Camshaft	-	2-7/32" SC	1	555-081	-	-	570-016



Expansion Plugs Applications (continued)

Expansion Plug Applications

8

Make/ Engine/Years	Location	Description	Size	Qty	Dorman Steel	Dorman Brass	Dorman Copper	Dorman Rubber
CHEVROLET (continued)								
V8 - 6.5 (396 CID) (continued)								
1970-65	Oil Gallery Pipe	-	1/4" Pipe	7	090-026	-	-	-
1970-65	Oil Gallery Pipe	-	1/8" Pipe	2	090-065	-	-	-
1970-65	Oil Gallery Pipe	-	1/8" Pipe	AR	090-070	-	-	-
V8 - 6.6 (400 CID)								
1976-70	Engine Kit	Small Block			557-002	567-002	-	-
1976-70	Block	Small Block	1-5/8"	8	555-030	565-030	568-010	570-009
1976-70	Camshaft	Small Block	2-7/64"	1	555-080	-	-	570-014
1976-70	Camshaft	Small Block	2-3/32"	1	555-085	-	-	-
1976-70	Camshaft	Small Block	2-3/32" SC	1	555-049	565-049	-	570-014
1976-70	Oil Gallery	Small Block	1/2"	3	555-005	565-005	-	-
1976-70	Oil Gallery Pipe	Small Block	1/4" Pipe	5	090-026	-	-	-
V8 - 6.6 (402 CID)								
1972-70	Engine Kit	Big Block			557-003	567-003	-	-
1972-70	Block	Big Block	1-3/4"	11	555-034	565-034	-	570-010
1972-70	Block	Big Block	1-5/8"	1	555-030	565-030	568-010	570-009
1972-70	Camshaft	Big Block	2-7/32" SC	1	555-071	-	-	570-016
1972-70	Camshaft	Big Block	2-7/32" SC	1	555-081	-	-	570-016
1972-70	Oil Gallery Pipe	Big Block	1/8" Pipe	AR	090-070	-	-	-
1972-70	Oil Gallery Pipe	Big Block	1/4" Pipe	7	090-026	-	-	-
1972-70	Oil Gallery Pipe	Big Block	1/8" Pipe	2	090-065	-	-	-
V8 - 7.4 (454 CID)								
1976-70	Engine Kit	-			557-003	567-003	-	-
1976-70	Block	-	1-3/4"	11	555-034	565-034	-	570-010
1976-70	Block	-	1-5/8"	1	555-030	565-030	568-010	570-009
1976-70	Camshaft	-	2-7/32" SC	1	555-071	-	-	570-016
1976-70	Camshaft	-	2-7/32" SC	1	555-081	-	-	570-016
1976-70	Oil Gallery Pipe	-	1/4" Pipe	7	090-026	-	-	-
1976-70	Oil Gallery Pipe	-	1/8" Pipe	2	090-065	-	-	-
1976-70	Oil Gallery Pipe	-	1/8" Pipe	AR	090-070	-	-	-
CHEVROLET/GMC TRUCK								
L4 - 1.8 (111 CID)								
1981-76	Engine Kit	Luv Pickup			557-046	567-046	-	-
1981-76	Block	Luv Pickup	35mm	3	555-093	565-093	-	570-007
1981-76	Block	Luv Pickup	1-1/2"	1	555-027	565-027	-	-
1981-76	Block	Luv Pickup	1-3/8"	3	555-025	565-025	568-008	570-007
1981-76	Cylinder Head	Luv Pickup	1-49/64"	1	555-036	565-036	-	570-011
1975-72	Engine Kit	Luv Pickup			557-045	567-045	-	-
1975-72	Block	Luv Pickup	1-1/2"	1	555-027	565-027	-	-
1975-72	Block	Luv Pickup	1-1/4" SC	7	555-024	565-024	568-007	570-006
1975-72	Block	Luv Pickup	1-3/8"	3	555-025	565-025	568-008	570-007
1975-72	Block	Luv Pickup	35mm	3	555-093	565-093	-	570-007
1975-72	Cylinder Head	Luv Pickup	1-49/64"	1	555-036	565-036	-	570-011
L4 - 1.9 (119 CID)								
1985-82	Engine Kit	-			NA	-	-	-
1985-82	Block-Rear	-	1-1/2"	1	555-027	565-027	-	-
1985-82	Block-Side	-	35mm	5	555-093	565-093	-	570-007
1985-82	Cylinder Head	-	1" SC	1	555-091	-	-	570-004
L4 - 2.0 (122 CID)								
1984-83	Engine Kit	-			557-064	567-064	-	-
1984-83	Block	-	34.3mm	4	555-104	565-104	-	570-007
1984-83	Block	-	42.3mm	4	555-110	-	-	570-010
1984-83	Cylinder Head	-	34.3mm	1	555-104	565-104	-	570-007
1984-83	Oil Gallery Pipe	-	1/4" Pipe	AR	090-067	-	-	-
1984-83	Oil Gallery Pipe	-	1/8" Pipe	2	090-065	-	-	-
1984-83	Oil Gallery Pipe	-	3/8" Pipe	1	090-028	-	-	-
L4 - 2.2 (134 CID)								
1982-81	Engine Kit	Luv Pickup			NA	-	-	-
1982-81	Block	Luv Pickup	1-1/2" SC	1	555-077	565-077	-	570-008
1982-81	Block	Luv Pickup	1-1/4" SC	2	555-024	565-024	568-007	570-006
1982-81	Block	Luv Pickup	18mm	1	555-102	565-102	-	-
1982-81	Block	Luv Pickup	44.5mm	AR	555-096	565-096	-	570-011
1982-81	Cylinder Head-Rear	Luv Pickup	44.5mm	AR	555-096	565-096	-	570-011
1982-81	Cylinder Head-Upper	Luv Pickup	18.2mm	AR	555-107	-	-	-
L4 - 2.2 (134 CID) - 4,5								
2003-94	Engine Kit	-			557-064	-	-	-
2003-94	Block	-	42.3mm	4	555-110	-	-	570-010
2003-94	Cylinder Head	-	34.3mm	1	555-104	565-104	-	570-007
2003-94	Oil Gallery Pipe	-	1/2" Pipe	2	090-092	-	-	-
2003-94	Oil Gallery Pipe	-	1/4" Pipe	1	090-026	-	-	-
2003-94	Oil Gallery Pipe	-	1/4" Pipe	1	090-122	-	-	-
L4 - 2.2 (134 CID) - S								
1985-83	Engine Kit	Diesel			NA	-	-	-
1985-83	Block	Diesel	1-1/2" SC	1	555-077	565-077	-	570-008
1985-83	Block	Diesel	1-1/4" SC	2	555-024	565-024	568-007	570-006
1985-83	Block	Diesel	18mm	1	555-102	565-102	-	-
1985-83	Block	Diesel	44.5mm	AR	555-096	565-096	-	570-011
1985-83	Cylinder Head-Rear	Diesel	44.5mm	AR	555-096	565-096	-	570-011
1985-83	Cylinder Head-Upper	Diesel	18.2mm	AR	555-107	-	-	-
L4 - 2.5 (151 CID)								
1993-85	Engine Kit	-			557-042	567-042	-	-
1993-85	Block-Rear	-	1-61/64"	1	555-041	565-041	-	570-012

Expansion Plugs Applications (continued)



Make/ Engine/Years	Location	Description	Size	Qty	Dorman Steel	Dorman Brass	Dorman Copper	Dorman Rubber
CHEVROLET/GMC TRUCK (continued)								
L4 - 2.5 (151 CID) (continued)								
1993-85	Block-Side	-	41.5mm	3	555-087	-	-	570-009
1993-85	Camshaft	-	2-7/64"	1	555-080	-	-	570-014
1993-85	Cylinder Head	-	1-7/8"	1	555-038	565-038	-	570-012
1993-85	Cylinder Head	-	21.66mm	4	570-003	-	-	-
1993-85	Cylinder Head	-	41.5mm	1	555-087	-	-	570-009
1993-85	Oil Gallery	-	14.98mm	1	555-114	-	-	-
1993-85	Oil Gallery	-	19/32"	2	555-009	-	-	-
1993-85	Oil Gallery Pipe	-	3/8" Pipe	1	090-028	-	-	-
L6 - 4.1 (250 CID)								
1984-66	Engine Kit	-	-	-	557-005	567-005	-	-
1984-66	Block-Rear	-	2-1/64"	1	555-045	565-045	-	570-014
1984-66	Block-Side	-	1-5/8"	3	555-030	565-030	568-010	570-009
1984-66	Camshaft	-	2-7/64"	1	555-080	-	-	570-014
1984-66	Camshaft	-	2-3/32"	1	555-085	-	-	-
1984-66	Camshaft	-	2-3/32" SC	1	555-049	565-049	-	570-014
1984-66	Cylinder Head	-	15/16"	3	555-016	565-016	-	570-004
1984-66	Oil Gallery	-	19/32"	1	555-009	-	-	-
1984-66	Oil Gallery Pipe	-	3/8" Pipe	1	090-028	-	-	-
L6 - 4.8 (292 CID)								
1989-63	Engine Kit	-	-	-	557-005	567-005	-	-
1989-63	Block-Rear	-	2-1/64"	1	555-045	565-045	-	570-014
1989-63	Block-Side	-	1-5/8"	3	555-030	565-030	568-010	570-009
1989-63	Camshaft	-	2-3/32"	3	555-085	-	-	-
1989-63	Camshaft	-	2-3/32" SC	1	555-049	565-049	-	570-014
1989-63	Camshaft	-	2-7/64"	1	555-080	-	-	570-014
1989-63	Cylinder Head	-	15/16"	3	555-016	565-016	-	570-004
1989-63	Oil Gallery	-	19/32"	3	555-009	-	-	-
1989-63	Oil Gallery Pipe	-	3/8" Pipe	1	090-028	-	-	-
V6 - 2.8 (173 CID)								
1993-82	Engine Kit	-	-	-	557-048	567-048	-	-
1993-82	Block	-	34.3mm	6	555-104	565-104	-	570-007
1993-82	Block	-	7/8"	1	555-014	565-014	-	570-004
1993-82	Block Pipe	-	1/4" Pipe	2	090-075	-	-	-
1993-82	Cylinder Head	-	1" SC	2	555-018	565-018	-	570-005
1993-82	Cylinder Head Pipe	-	1/4" Pipe	1	090-067	-	-	-
1993-82	Oil Gallery Pipe	-	1/8" Pipe	2	090-070	-	-	-
1993-82	Oil Gallery Pipe	-	3/8" Pipe	1	090-019	-	-	-
1993-82	Oil Gallery Pipe	-	1/8" Pipe	2	090-065	-	-	-
1993-82	Oil Gallery Pipe	-	1/4" Pipe	AR	090-071	-	-	-
1993-82	Oil Gallery Pipe	-	1/4" Pipe	AR	090-068	-	-	-
1993-82	Oil Gallery Pipe	-	1/4" Pipe	1	090-067	-	-	-
1993-82	Oil Gallery Pipe	-	3/8" Pipe	1	090-028	-	-	-
V6 - 3.3 (200 CID)								
1979-78	Engine Kit	-	-	-	NA	-	-	-
1979-78	Block	-	1-5/8"	6	555-030	565-030	568-010	570-009
1979-78	Camshaft	-	2-3/32"	1	555-085	-	-	-
1979-78	Camshaft	-	2-7/64"	1	555-080	-	-	570-014
1979-78	Oil Gallery	-	1/2"	3	555-005	565-005	-	-
1979-78	Oil Gallery Front	-	21/32"	1	555-090	-	-	-
1979-78	Oil Gallery Pipe	-	1/4" Pipe	5	090-026	-	-	-
V6 - 3.8 (229 CID)								
1984-80	Engine Kit	-	-	-	557-001	567-001	-	-
1984-80	Block	-	1-5/8"	6	555-030	565-030	568-010	570-009
1984-80	Camshaft	-	2-7/64"	1	555-080	-	-	570-014
1984-80	Camshaft	-	2-3/32"	1	555-085	-	-	-
1984-80	Oil Gallery	-	1/2"	3	555-005	565-005	-	-
1984-80	Oil Gallery Front	-	21/32"	1	555-090	-	-	-
1984-80	Oil Gallery Pipe	-	1/4" Pipe	5	090-026	-	-	-
V6 - 3.8 (231 CID) - 2,A								
1984-78	Engine Kit	For blocks with 1-1/2" Plugs	-	-	557-019	567-019	-	-
1984-78	Block Pipe	-	1/4" Pipe	1	-	490-071	-	-
1984-78	Block Pipe	-	1/8" Pipe	AR	090-070	-	-	-
1984-78	Block-Rear	-	1-1/8"	4	555-019	565-019	-	570-005
1984-78	Block-Rear	-	1-7/32"	AR	555-022	-	-	570-006
1984-78	Block-Side	-	1-1/2" SC	4	555-077	565-077	-	570-008
1984-78	Block-Side	-	1-9/16"	4	555-029	565-029	-	570-009
1984-78	Camshaft	-	1-59/64" SC	1	555-075	-	-	570-012
1984-78	Cylinder Head	-	1-1/8" SC	4	555-020	565-020	-	570-005
1984-78	Cylinder Head	-	1-7/32"	4	555-022	-	-	570-006
1984-78	Cylinder Head	-	1-1/8"	4	555-019	565-019	-	570-005
1984-78	Oil Gallery	-	19/32"	1	555-009	-	-	-
1984-78	Oil Gallery	-	5/8" SC	2	555-011	565-011	-	-
1984-78	Oil Gallery	-	1"	AR	555-017	565-017	-	570-004
1984-78	Oil Gallery Pipe	-	1/4" Pipe	1	-	490-075	-	-
1984-78	Oil Gallery Pipe	-	1/4" Pipe	2	090-026	-	-	-
1984-78	Oil Gallery Pipe	-	1/4" Pipe	AR	090-068	-	-	-
1984-78	Oil Gallery Pipe	-	3/8" Pipe	1	090-028	-	-	-
V6 - 4.3 (262 CID)								
2005-94	Engine Kit	-	-	-	NA	-	-	-
2005-94	Block	-	1-5/8"	8	555-030	565-030	568-010	570-009
2005-94	Block	-	41.5mm	8	555-087	-	-	570-009



Expansion Plugs Applications (continued)

Make/ Engine/Years	Location	Description	Size	Qty	Dorman Steel	Dorman Brass	Dorman Copper	Dorman Rubber
CHEVROLET/GMC TRUCK (continued)								
V6 - 4.3 (262 CID) (continued)								
2005-94	Block Pipe	-	1/4" Pipe	3	090-067	-	-	-
2005-94	Camshaft	-	2-3/32"	1	555-085	-	-	-
2005-94	Camshaft	-	2-7/64"	1	555-080	-	-	570-014
2005-94	Cylinder Head Pipe	-	1/4" Pipe	1	090-122	-	-	-
2005-94	Cylinder Head Pipe	-	3/8" Pipe	AR	090-019	-	-	-
2005-94	Oil Gallery	-	1/2"	3	555-005	565-005	-	-
2005-94	Oil Gallery	-	21/32"	1	555-167	-	-	-
2005-94	Oil Gallery-Front	-	15/32"	1	555-090	-	-	-
1993-91	Engine Kit	-	-	-	NA	-	-	-
1993-91	Block	-	41.5mm	8	555-030	565-030	568-010	570-009
1993-91	Block Pipe	-	1/4" Pipe	1	090-122	-	-	-
1993-91	Camshaft	-	2-7/64"	1	555-170	-	-	-
1993-91	Cylinder Head Pipe	-	1/4" Pipe	1	090-122	-	-	-
1993-91	Cylinder Head Pipe	-	3/8" Pipe	AR	090-019	-	-	-
1993-91	Oil Gallery	-	21/32"	1	555-167	-	-	-
1993-91	Oil Gallery-Front	-	15/32"	1	555-172	-	-	-
1990-86	Engine Kit	-	-	-	NA	-	-	-
1990-86	Block	-	1-5/8"	6	555-030	565-030	568-010	570-009
1990-86	Camshaft	-	2-3/32"	1	555-085	-	-	-
1990-86	Camshaft	-	2-7/64"	1	555-080	-	-	570-014
1990-86	Oil Gallery	-	1/2"	3	555-005	565-005	-	-
1990-86	Oil Gallery	-	21/32"	1	555-167	-	-	-
1990-86	Oil Gallery Front	-	21/32"	1	555-090	-	-	-
1990-86	Oil Gallery Pipe	-	1/4" Pipe	5	090-026	-	-	-
1985	Engine Kit	-	-	-	NA	-	-	-
1985	Block	-	1-5/8"	6	555-030	565-030	568-010	570-009
1985	Block	-	2-1/64"	1	555-045	565-045	-	570-014
1985	Camshaft	-	2-3/32"	1	555-085	-	-	-
1985	Camshaft	-	2-7/64"	1	555-080	-	-	570-014
1985	Cylinder Head	-	15/16"	3	555-016	565-016	-	570-004
1985	Oil Gallery	-	1/2"	3	555-005	565-005	-	-
1985	Oil Gallery Front	-	21/32"	1	555-090	-	-	-
1985	Oil Gallery Pipe	-	1/4" Pipe	5	090-026	-	-	-
V6 - 5.7 (351 CID)								
1977-60	Engine Kit	-	-	-	557-022	567-022	-	-
1977-60	Balance Shaft	-	1-5/8"	AR	555-030	565-030	568-010	570-009
1977-60	Block	-	1-3/4"	4	555-034	565-034	-	570-010
1977-60	Block	-	15/16"	3	555-016	565-016	-	570-004
1977-60	Camshaft	-	1-31/32" SC	1	555-042	-	-	570-012
1977-60	Cylinder Head	-	1-1/4"	AR	555-023	565-023	568-007	570-006
1977-60	Cylinder Head	-	1-7/32"	1	555-022	-	-	570-006
1977-60	Cylinder Head	-	1-1/2"	4	555-028	565-028	568-009	570-008
1977-60	Oil Gallery Pipe	-	3/8" Pipe	2	090-028	-	-	-
1977-60	Oil Gallery Pipe	-	1/2" Pipe	2	090-022	-	-	-
V6 - 6.6 (401 CID)								
1977-60	Engine Kit	-	-	-	557-022	567-022	-	-
1977-60	Balance Shaft	-	1-5/8"	AR	555-030	565-030	568-010	570-009
1977-60	Block	-	1-3/4"	4	555-034	565-034	-	570-010
1977-60	Block	-	15/16"	3	555-016	565-016	-	570-004
1977-60	Camshaft	-	1-31/32" SC	1	555-042	-	-	570-012
1977-60	Cylinder Head	-	1-1/2"	4	555-028	565-028	568-009	570-008
1977-60	Cylinder Head	-	1-1/4"	AR	555-023	565-023	568-007	570-006
1977-60	Cylinder Head	-	1-7/32"	1	555-022	-	-	570-006
1977-60	Oil Gallery Pipe	-	3/8" Pipe	2	090-028	-	-	-
1977-60	Oil Gallery Pipe	-	1/2" Pipe	2	090-022	-	-	-
V6 - 7.8 (478 CID)								
1977-60	Engine Kit	-	-	-	557-022	567-022	-	-
1977-60	Balance Shaft	-	1-5/8"	AR	555-030	565-030	568-010	570-009
1977-60	Block	-	1-3/4"	4	555-034	565-034	-	570-010
1977-60	Block	-	15/16"	3	555-016	565-016	-	570-004
1977-60	Camshaft	-	1-31/32" SC	1	555-042	-	-	570-012
1977-60	Cylinder Head	-	1-1/2"	4	555-028	565-028	568-009	570-008
1977-60	Cylinder Head	-	1-1/4"	AR	555-023	565-023	568-007	570-006
1977-60	Cylinder Head	-	1-7/32"	1	555-022	-	-	570-006
V8 - 4.4 (267 CID) - J								
1982-79	Engine Kit	-	-	-	557-001	567-001	-	-
1982-79	Block	-	1-5/8"	8	555-030	565-030	568-010	570-009
1982-79	Block-Drain Pipe	-	1/4" Pipe	2	-	490-075	-	-
1982-79	Camshaft	-	2-3/32" SC	1	555-049	565-049	-	570-014
1982-79	Camshaft	-	2-7/64"	1	555-080	-	-	570-014
1982-79	Camshaft	-	2-3/32"	1	555-085	-	-	-
1982-79	Oil Gallery	-	1/2"	3	555-005	565-005	-	-
1982-79	Oil Gallery Pipe	-	1/4" Pipe	6	090-026	-	-	-
1982-79	Oil Gallery Pipe	-	1/4" Pipe	AR	090-067	-	-	-
1982-79	Oil Gallery Pipe	-	1/4" Pipe	AR	090-068	-	-	-
1982-79	Oil Gallery Pipe	-	1/4" Pipe	AR	090-071	-	-	-
1982-79	Oil Gallery Pipe	-	1/8" Pipe	AR	090-070	-	-	-
V8 - 4.8 (294 CID) - V								
2005-99	Cylinder Head	-	1-1/4" SC	2	555-024	565-024	568-007	570-006
2005-99	Oil Gallery	-	5/8"	1	555-168	-	-	-

Expansion Plugs Applications (continued)



Make/ Engine/Years	Location	Description	Size	Qty	Dorman Steel	Dorman Brass	Dorman Copper	Dorman Rubber
CHEVROLET/GMC TRUCK (continued)								
V8 - 5.0 (305 CID)								
2002-76	Engine Kit	-			557-001	567-001	-	-
2002-76	Block-Drain Pipe	-	1/4" Pipe	2	-	490-075	-	-
2002-76	Camshaft	-	2-7/64"	1	555-080	-	-	570-014
2002-76	Camshaft	-	2-3/32" SC	1	555-049	565-049	-	570-014
2002-76	Camshaft	-	2-3/32"	1	555-085	-	-	-
2002-76	Oil Gallery	-	1/2"	3	555-005	565-005	-	-
2002-76	Oil Gallery Pipe	-	1/4" Pipe	6	090-026	-	-	-
2002-76	Oil Gallery Pipe	-	1/4" Pipe	AR	090-067	-	-	-
2002-76	Oil Gallery Pipe	-	1/4" Pipe	AR	090-068	-	-	-
2002-76	Oil Gallery Pipe	-	1/4" Pipe	AR	090-071	-	-	-
2002-76	Oil Gallery Pipe	-	1/8" Pipe	AR	090-070	-	-	-
2002-01	Block	-	41.5mm	8	555-087	-	-	570-009
2000-76	Block	-	1-5/8"	2	555-030	565-030	568-010	570-009
V8 - 5.0 (307 CID)								
1973-68	Engine Kit	-			557-001	567-001	-	-
1973-68	Block	-	1-5/8"	8	555-030	565-030	568-010	570-009
1973-68	Camshaft	-	2-3/32"	1	555-085	-	-	-
1973-68	Camshaft	-	2-3/32" SC	1	555-049	565-049	-	570-014
1973-68	Camshaft	-	2-7/64"	1	555-080	-	-	570-014
1973-68	Oil Gallery	-	1/2"	3	555-005	565-005	-	-
1973-68	Oil Gallery Pipe	-	1/4" Pipe	5	090-026	-	-	-
V8 - 5.3 (323 CID) - B,M,P,T,Z								
2005-99	Cylinder Head	-	1-1/4" SC	2	555-024	565-024	568-007	570-006
2005-99	Oil Gallery	-	5/8"	1	555-168	-	-	-
V8 - 5.7 (350 CID)								
1971-69	Engine Kit	-			557-001	567-001	-	-
1971-69	Block	-	1-5/8"	8	555-030	565-030	568-010	570-009
1971-69	Camshaft	-	2-3/32"	1	555-085	-	-	-
1971-69	Camshaft	-	2-3/32" SC	1	555-049	565-049	-	570-014
1971-69	Camshaft	-	2-7/64"	1	555-080	-	-	570-014
1971-69	Oil Gallery	-	1/2"	3	555-005	565-005	-	-
1971-69	Oil Gallery Pipe	-	1/4" Pipe	5	090-026	-	-	-
V8 - 5.7 (350 CID) - E								
1984	Engine Kit	-			557-001	567-001	-	-
1984	Block	-	1-5/8"	2	555-030	565-030	568-010	570-009
1984	Camshaft	-	2-3/32"	1	555-085	-	-	-
1984	Camshaft	-	2-3/32" SC	1	555-049	565-049	-	570-014
1984	Camshaft	-	2-7/64"	1	555-080	-	-	570-014
1984	Oil Gallery	-	1/2"	3	555-005	565-005	-	-
1984	Oil Gallery Pipe	-	1/4" Pipe	5	090-026	-	-	-
1972	Engine Kit	-			557-001	567-001	-	-
1972	Block	-	1-5/8"	8	555-030	565-030	568-010	570-009
1972	Camshaft	-	2-3/32"	1	555-085	-	-	-
1972	Camshaft	-	2-3/32" SC	1	555-049	565-049	-	570-014
1972	Camshaft	-	2-7/64"	1	555-080	-	-	570-014
1972	Oil Gallery	-	1/2"	3	555-005	565-005	-	-
1972	Oil Gallery Pipe	-	1/4" Pipe	5	090-026	-	-	-
V8 - 5.7 (350 CID) - H								
1975-72	Engine Kit	-			557-019	567-019	-	-
1975-72	Block	-	1-1/2"	6	555-028	565-028	568-009	570-008
1975-72	Block	-	1-1/2" SC	6	555-077	565-077	-	570-008
1975-72	Camshaft	-	1-59/64" SC	1	555-075	-	-	570-012
1975-72	Cylinder Head	-	1-1/8"	4	555-019	565-019	-	570-005
1975-72	Cylinder Head	-	1-7/32"	AR	555-022	-	-	570-006
1975-72	Oil Gallery	-	19/32"	2	555-009	-	-	-
1975-72	Oil Gallery	-	5/8" SC	AR	555-011	565-011	-	-
1975-72	Oil Gallery Pipe	-	1/4" Pipe	2	090-026	-	-	-
V8 - 5.7 (350 CID) - J								
1972	Engine Kit	-			557-019	567-019	-	-
1972	Block	-	1-1/2" SC	6	555-077	565-077	-	570-008
1972	Block	-	1-1/2"	6	555-028	565-028	568-009	570-008
1972	Camshaft	-	1-59/64" SC	1	555-075	-	-	570-012
1972	Cylinder Head	-	1-1/8"	4	555-019	565-019	-	570-005
1972	Cylinder Head	-	1-7/32"	AR	555-022	-	-	570-006
1972	Oil Gallery	-	19/32"	2	555-009	-	-	-
1972	Oil Gallery	-	5/8" SC	AR	555-011	565-011	-	-
1972	Oil Gallery Pipe	-	1/4" Pipe	2	090-026	-	-	-
V8 - 5.7 (350 CID) - K								
1996-73	Engine Kit	-			557-001	567-001	-	-
1996-73	Block	-	1-5/8"	8	555-030	565-030	568-010	570-009
1996-73	Camshaft	-	2-3/32"	1	555-085	-	-	-
1996-73	Camshaft	-	2-3/32" SC	1	555-049	565-049	-	570-014
1996-73	Camshaft	-	2-7/64"	1	555-080	-	-	570-014
1996-73	Oil Gallery	-	1/2"	3	555-005	565-005	-	-
1996-73	Oil Gallery Pipe	-	1/4" Pipe	5	090-026	-	-	-
V8 - 5.7 (350 CID) - L								
1986-74	Engine Kit	-			557-001	567-001	-	-
1986-74	Block	-	1-5/8"	8	555-030	565-030	568-010	570-009
1986-74	Block	-	2-1/64"	1	555-045	565-045	-	570-014
1986-74	Camshaft	-	2-3/32"	1	555-085	-	-	-
1986-74	Camshaft	-	2-3/32" SC	1	555-049	565-049	-	570-014

Expansion Plugs Applications (continued)



Make/ Engine/Years	Location	Description	Size	Qty	Dorman Steel	Dorman Brass	Dorman Copper	Dorman Rubber
CHEVROLET/GMC TRUCK (continued)								
V8 - 5.7 (350 CID) - L (continued)								
1986-74	Camshaft	-	2-7/64"	1	555-080	-	-	570-014
1986-74	Cylinder Head	-	15/16"	3	555-016	565-016	-	570-004
1986-74	Oil Gallery	-	1/2"	3	555-005	565-005	-	-
1986-74	Oil Gallery Pipe	-	1/4" Pipe	5	090-026	-	-	-
V8 - 5.7 (350 CID) - M								
1988-79	Engine Kit	-	-	-	557-001	567-001	-	-
1988-79	Block	-	1-5/8"	8	555-030	565-030	568-010	570-009
1988-79	Camshaft	-	2-3/32"	1	555-085	-	-	-
1988-79	Camshaft	-	2-3/32" SC	1	555-049	565-049	-	570-014
1988-79	Camshaft	-	2-7/64"	1	555-080	-	-	570-014
1988-79	Oil Gallery	-	1/2"	3	555-005	565-005	-	-
1988-79	Oil Gallery Pipe	-	1/4" Pipe	5	090-026	-	-	-
V8 - 5.7 (350 CID) - N								
1984-83	Engine Kit	Diesel	-	-	557-025	567-025	-	-
1984-83	Block	Diesel	1-1/2"	6	555-028	565-028	568-009	570-008
1984-83	Block	Diesel	1-1/2" SC	6	555-077	565-077	-	570-008
1984-83	Camshaft	Diesel	2-3/32"	1	555-085	-	-	-
1984-83	Camshaft	Diesel	2-3/32" SC	1	555-049	565-049	-	570-014
1984-83	Camshaft	Diesel	2-7/64"	1	555-080	-	-	570-014
1984-83	Cylinder Head	Diesel	1-1/4"	4	555-023	565-023	568-007	570-006
1984-83	Oil Gallery	Diesel	29/32" (0.925")	1	555-015	565-015	-	570-004
1984-83	Oil Gallery	Diesel	29/32" (0.914")	1	555-113	-	-	570-004
1984-83	Oil Gallery Pipe	Diesel	3/8" Pipe	AR	-	490-072	-	-
1984-83	Oil Gallery Pipe	Diesel	3/8" Pipe	2	090-028	-	-	-
1984-83	Oil Gallery Pipe	Diesel	3/8" Pipe	1	090-077	-	-	-
1984-83	Oil Gallery Pipe	Diesel	1/2" Pipe	AR	090-022	-	-	-
1984-83	Oil Gallery Pipe	Diesel	11/16"-16	1	090-069	-	-	-
V8 - 5.7 (350 CID) - P								
1988	Engine Kit	-	-	-	557-108	-	-	-
1988	Block	-	1-5/8"	8	555-030	565-030	568-010	570-009
1988	Block	-	15/32"	1	555-172	-	-	-
1988	Block Pipe	-	1/4" Pipe	1	090-122	-	-	-
1988	Camshaft	-	2-7/64"	1	555-170	-	-	-
1988	Cylinder Head Pipe	-	1/4" Pipe	2	090-071	-	-	-
1988	Cylinder Head Pipe	-	3/8" Pipe	1	090-019	-	-	-
1988	Oil Gallery	-	1/2"	3	555-005	565-005	-	-
1988	Oil Gallery	-	9/16"	2	555-171	-	-	-
1988	Oil Gallery	-	15/32"	1	555-172	-	-	-
1988	Oil Gallery Pipe	-	1/8" Pipe	1	090-070	-	-	-
1983-80	Engine Kit	-	-	-	557-001	567-001	-	-
1983-80	Block	-	1-5/8"	2	555-030	565-030	568-010	570-009
1983-80	Camshaft	-	2-3/32"	1	555-085	-	-	-
1983-80	Camshaft	-	2-3/32" SC	1	555-049	565-049	-	570-014
1983-80	Camshaft	-	2-7/64"	1	555-080	-	-	570-014
1983-80	Oil Gallery	-	1/2"	3	555-005	565-005	-	-
1983-80	Oil Gallery Pipe	-	1/4" Pipe	5	090-026	-	-	-
V8 - 5.7 (350 CID) - R								
2002-01	Block	-	41.5mm	AR	555-087	-	-	570-009
2000-96	Engine Kit	-	-	-	NA	-	-	-
2000-96	Block	-	1-5/8"	8	555-030	565-030	568-010	570-009
V8 - 5.7 (350 CID) - V								
1976-73	Engine Kit	-	-	-	557-001	567-001	-	-
1976-73	Block	-	1-5/8"	8	555-030	565-030	568-010	570-009
1976-73	Camshaft	-	2-3/32"	1	555-085	-	-	-
1976-73	Camshaft	-	2-3/32" SC	1	555-049	565-049	-	570-014
1976-73	Camshaft	-	2-7/64"	1	555-080	-	-	570-014
1976-73	Oil Gallery	-	1/2"	3	555-005	565-005	-	-
1976-73	Oil Gallery Pipe	-	1/4" Pipe	5	090-026	-	-	-
V8 - 5.7 (350 CID) - W								
1974	Engine Kit	-	-	-	557-001	567-001	-	-
1974	Block	-	1-5/8"	8	555-030	565-030	568-010	570-009
1974	Camshaft	-	2-3/32"	1	555-085	-	-	-
1974	Camshaft	-	2-3/32" SC	1	555-049	565-049	-	570-014
1974	Camshaft	-	2-7/64"	1	555-080	-	-	570-014
1974	Oil Gallery	-	1/2"	3	555-005	565-005	-	-
1974	Oil Gallery Pipe	-	1/4" Pipe	5	090-026	-	-	-
V8 - 5.7 (350 CID) - Y								
1975-73	Engine Kit	-	-	-	557-001	567-001	-	-
1975-73	Block	-	1-5/8"	8	555-030	565-030	568-010	570-009
1975-73	Camshaft	-	2-3/32"	1	555-085	-	-	-
1975-73	Camshaft	-	2-3/32" SC	1	555-049	565-049	-	570-014
1975-73	Camshaft	-	2-7/64"	1	555-080	-	-	570-014
1975-73	Oil Gallery	-	1/2"	3	555-005	565-005	-	-
1975-73	Oil Gallery Pipe	-	1/4" Pipe	5	090-026	-	-	-
V8 - 5.7 (350 CID) - Z								
1981-78	Engine Kit	-	-	-	557-001	567-001	-	-
1981-78	Block	-	1-5/8"	8	555-030	565-030	568-010	570-009
1981-78	Camshaft	-	2-7/64"	1	555-080	-	-	570-014
1981-78	Camshaft	-	2-3/32"	1	555-085	-	-	-
1981-78	Camshaft	-	2-3/32" SC	1	555-049	565-049	-	570-014
1981-78	Oil Gallery	-	1/2"	3	555-005	565-005	-	-

Expansion Plugs Applications (continued)



Make/ Engine/Years	Location	Description	Size	Qty	Dorman Steel	Dorman Brass	Dorman Copper	Dorman Rubber
CHEVROLET/GMC TRUCK (continued)								
V8 - 5.7 (350 CID) - Z (continued)								
1981-78	Oil Gallery Pipe	-	1/4" Pipe	5	090-026	-	-	-
V8 - 6.0 (364 CID) - U.N								
2005-01	Cylinder Head	-	1-1/4" SC	2	555-024	565-024	568-007	570-006
2005-01	Oil Gallery	-	5/8"	1	555-168	-	-	-
V8 - 6.0 (366 CID)								
1998-83	Engine Kit	-	-	-	557-003	567-003	-	-
1998-83	Block	-	1-3/4"	11	555-034	565-034	-	570-010
1998-83	Block	-	1-5/8"	1	555-030	565-030	568-010	570-009
1998-83	Camshaft	-	2-7/32" SC	1	555-071	-	-	570-016
1998-83	Camshaft	-	2-7/32" SC	1	555-081	-	-	570-016
1998-83	Oil Gallery Pipe	-	1/4" Pipe	7	090-026	-	-	-
1998-83	Oil Gallery Pipe	-	1/8" Pipe	2	090-065	-	-	-
1998-83	Oil Gallery Pipe	-	1/8" Pipe	AR	090-070	-	-	-
V8 - 6.2 (379 CID)								
1993-82	Engine Kit	Diesel	-	-	557-059	-	-	-
1993-82	Block	Diesel	41.5mm	6	555-087	-	-	570-009
1993-82	Block Pipe	Diesel	3/8" Pipe	2	090-028	-	-	-
1993-82	Camshaft	Diesel	2-7/32" SC	1	555-081	-	-	570-016
1993-82	Cylinder Head	Diesel	7/16" SC	8	555-003	-	-	-
1993-82	Cylinder Head	Diesel	7/8"	1	555-014	565-014	-	570-004
1993-82	Cylinder Head Pipe	Diesel	3/8" Pipe	AR	090-028	-	-	-
1993-82	Oil Gallery	Diesel	33/64"	AR	555-163	-	-	-
1993-82	Oil Gallery Pipe	Diesel	21/32"	AR	555-090	-	-	-
V8 - 6.5 (395 CID)								
2002-92	Engine Kit	Diesel	-	-	NA	-	-	-
2002-92	Block	Diesel	41.5mm	6	555-087	-	-	570-009
2002-92	Block Pipe	Diesel	1/4" Pipe	AR	090-071	-	-	-
2002-92	Camshaft	Diesel	2-7/32" SC	1	555-081	-	-	570-016
2002-92	Cylinder Head	Diesel	7/16" SC	4	555-003	-	-	-
V8 - 6.6 (400 CID)								
1980-75	Engine Kit	-	-	-	557-002	567-002	-	-
1980-75	Block	-	1-5/8"	8	555-030	565-030	568-010	570-009
1980-75	Camshaft	-	2-3/32"	1	555-085	-	-	-
1980-75	Camshaft	-	2-3/32" SC	1	555-049	565-049	-	570-014
1980-75	Camshaft	-	2-7/64"	1	555-080	-	-	570-014
1980-75	Oil Gallery	-	1/2"	3	555-005	565-005	-	-
1980-75	Oil Gallery Pipe	-	1/4" Pipe	5	090-026	-	-	-
V8 - 6.6 (400 CID) - 1,2								
2005-01	Cylinder Head	-	20mm	1	555-101	565-101	-	-
V8 - 6.6 (402 CID)								
1974-70	Engine Kit	-	-	-	557-003	567-003	-	-
1974-70	Block	-	1-3/4"	11	555-034	565-034	-	570-010
1974-70	Block	-	1-5/8"	1	555-030	565-030	568-010	570-009
1974-70	Camshaft	-	2-7/32" SC	1	555-071	-	-	570-016
1974-70	Camshaft	-	2-7/32" SC	1	555-081	-	-	570-016
1974-70	Oil Gallery Pipe	-	1/4" Pipe	7	090-026	-	-	-
1974-70	Oil Gallery Pipe	-	1/8" Pipe	2	090-065	-	-	-
1974-70	Oil Gallery Pipe	-	1/8" Pipe	AR	090-070	-	-	-
V8 - 7.0 (427 CID)								
1998-83	Engine Kit	-	-	-	557-003	567-003	-	-
1998-83	Block	-	1-3/4"	11	555-034	565-034	-	570-010
1998-83	Block	-	1-5/8"	1	555-030	565-030	568-010	570-009
1998-83	Camshaft	-	2-7/32" SC	1	555-071	-	-	570-016
1998-83	Camshaft	-	2-7/32" SC	1	555-081	-	-	570-016
1998-83	Oil Gallery Pipe	-	1/4" Pipe	7	090-026	-	-	-
1998-83	Oil Gallery Pipe	-	1/8" Pipe	2	090-065	-	-	-
1998-83	Oil Gallery Pipe	-	1/8" Pipe	AR	090-070	-	-	-
V8 - 7.4 (454 CID)								
2000-70	Engine Kit	-	-	-	557-003	567-003	-	-
2000-70	Block	-	1-3/4"	11	555-034	565-034	-	570-010
2000-70	Block	-	1-5/8"	1	555-030	565-030	568-010	570-009
2000-70	Camshaft	-	2-7/32" SC	1	555-071	-	-	570-016
2000-70	Camshaft	-	2-7/32" SC	1	555-081	-	-	570-016
2000-70	Oil Gallery Pipe	-	1/4" Pipe	7	090-026	-	-	-
V8 - 8.1 (496 CID) - G.E								
2005-01	Camshaft	-	2-7/32"	1	555-081	-	-	570-016
2005-01	Cylinder Head	-	1-1/4" SC	2	555-024	565-024	568-007	570-006
CHRYSLER								
L4 - 2.0 (122 CID)								
2000-95	Engine Kit	Sebring	-	-	NA	-	-	-
2000-95	Block	Sebring	1-3/8"	4	555-025	565-025	568-008	570-007
2000-95	Block	Sebring	39/64"	1	555-067	-	-	-
2000-95	Cylinder Head	Sebring	1-1/4" SC	2	555-024	565-024	568-007	570-006
2000-95	Cylinder Head	Sebring	7/16" SC	6	555-003	-	-	-
L4 - 2.2 (135 CID)								
1990-82	Engine Kit	-	-	-	557-056	-	-	-
1990-82	Block	-	1-5/8"	5	555-030	565-030	568-010	570-009
1990-82	Block (.065 OS)	-	1-45/64"	1	555-032	565-032	-	570-010
1990-82	Block-Drain Pipe	-	1/4" Pipe	1	090-026	-	-	-
1990-82	Cylinder Head	-	1-1/4" SC	2	555-024	565-024	568-007	570-006
1990-82	Cylinder Head	-	1-5/8"	1	555-030	565-030	568-010	570-009



Expansion Plugs Applications (continued)

Expansion Plug Applications

8

Make/ Engine/Years	Location	Description	Size	Qty	Dorman Steel	Dorman Brass	Dorman Copper	Dorman Rubber
CHRYSLER (continued)								
L4 - 2.2 (135 CID) (continued)								
1990-82	Cylinder Head (.065 OS)	-	45/64"	2	555-082	-	-	-
1990-82	Cylinder Head Pipe	-	3/8" Pipe	AR	090-028	-	-	-
1990-82	Oil Gallery-Block	-	39/64"	2	555-067	-	-	-
1990-82	Oil Gallery-Block (.065 OS)	-	45/64"	2	555-082	-	-	-
1990-82	Oil Gallery-Head	-	39/64"	2	555-067	-	-	-
1990-82	Oil Gallery-Head (.065 OS)	-	45/64"	2	555-082	-	-	-
L4 - 2.4 (148 CID)								
2005-95	Engine Kit	-			NA	-	-	-
2005-95	Block	-	1-21/64" SC	2	555-072	565-072	-	570-007
2005-95	Block	-	1-41/64"	2	555-149	-	-	-
2005-95	Block	-	39/64"	1	555-067	-	-	-
2005-95	Cylinder Head	-	1-1/4" SC	2	555-024	565-024	568-007	570-006
L4 - 2.5 (153 CID)								
1993-86	Engine Kit	-			557-056	-	-	-
1993-86	Block	-	1-5/8"	5	555-030	565-030	568-010	570-009
1993-86	Block (.065 OS)	-	1-45/64"	1	555-032	565-032	-	570-010
1993-86	Block-Drain Pipe	-	1/4" Pipe	1	090-026	-	-	-
1993-86	Cylinder Head	-	1-1/4" SC	2	555-024	565-024	568-007	570-006
1993-86	Cylinder Head (.065 OS)	-	45/64"	2	555-082	-	-	-
1993-86	Cylinder Head Pipe	-	3/8" Pipe	AR	090-028	-	-	-
1993-86	Oil Gallery-Block	-	39/64"	2	555-067	-	-	-
1993-86	Oil Gallery-Block (.065 OS)	-	45/64"	2	555-082	-	-	-
1993-86	Oil Gallery-Head	-	39/64"	2	555-067	-	-	-
1993-86	Oil Gallery-Head (.065 OS)	-	45/64"	2	555-082	-	-	-
L4 - 2.6 (156 CID)								
1987	Engine Kit	-			NA	-	-	-
1987	Block	-	27/32"	1	555-189	-	-	-
1987	Block	-	28mm	4	555-117	-	-	570-005
1987	Block	-	40.8mm	3	555-095	565-095	-	570-009
1987	Block	-	50mm	3	555-094	-	-	570-012
1987	Block Pipe	-	1/4" Pipe	1	090-122	-	-	-
1987	Block Pipe	-	1/8" Pipe	1	090-117	-	-	-
1987	Block Pipe	-	3/8" Pipe	1	090-130	-	-	-
1987	Cylinder Head	-	40.8mm	1	555-095	565-095	-	570-009
1987	Cylinder Head Pipe	-	1/16" Pipe	1	090-073	-	-	-
1987	Cylinder Head Pipe	-	1/4" Pipe	1	090-123	-	-	-
1986-82	Engine Kit	-			557-049	-	-	-
1986-82	Block	-	50mm	3	555-094	-	-	570-012
1986-82	Block	-	40.8mm	3	555-095	565-095	-	570-009
1986-82	Block	-	27/32"	1	555-189	-	-	-
1986-82	Block	-	28mm	4	555-117	-	-	570-005
1986-82	Block Pipe	-	1/4" Pipe	1	090-075	-	-	-
1986-82	Cylinder Head	-	40.8mm	1	555-095	565-095	-	570-009
1986-82	Cylinder Head Pipe	-	1/16" Pipe	1	090-073	-	-	-
1986-82	Cylinder Head Pipe	-	1/4" Pipe	1	090-075	-	-	-
1986-82	Oil Gallery Pipe	-	1/8" Pipe	1	090-074	-	-	-
1986-82	Oil Gallery Pipe	-	3/8" Pipe	1	090-028	-	-	-
L6 - 3.7 (225 CID)								
1983-78	Engine Kit	-			557-015	567-015	-	-
1983-78	Block	-	1-41/64"	5	555-068	565-068	-	570-010
1983-78	Block (.065 OS)	-	1-45/64" SC	AR	555-033	565-033	-	570-010
1983-78	Camshaft	-	2-9/64"	1	555-065	-	-	570-016
1983-78	Oil Gallery Pipe	-	3/8" Pipe	2	090-028	-	-	-
1983-78	Rocker Arm Shaft	-	39/64"	4	555-067	-	-	-
V6 - 2.5 (152 CID)								
2000-95	Engine Kit	-			557-074	-	-	-
2000-95	Block	-	1" SC	5	555-091	-	-	570-004
2000-95	Block	-	35mm	2	555-093	565-093	-	570-007
2000-95	Block	-	41.5mm	1	555-087	-	-	570-009
2000-95	Block Pipe	-	1/4" Pipe	2	090-122	-	-	-
2000-95	Block Pipe	-	3/8" Pipe	3	090-130	-	-	-
2000-95	Cylinder Head	-	1-17/64"	2	555-144	-	-	-
2000-95	Cylinder Head Pipe	-	3/8" Pipe	1	090-130	-	-	-
V6 - 2.7 (2700cc)								
2004-98	Block	Concorde	5/8"	1	555-067	-	-	-
2004-98	Block	Concorde	1-41/64"	8	555-149	-	-	-
2004-98	Block (.065 OS)	Concorde	1-11/16"	1	555-151	-	-	-
2004-98	Cylinder Head	Concorde	1-1/4" SC	2	555-024	565-024	568-007	570-006
2003-98	Engine Kit	Concorde			NA	-	-	-
V6 - 3.0 (181 CID)								
2005-00	Block	-	1" SC	5	555-091	-	-	570-004
2005-00	Block	-	41.5mm	AR	555-087	-	-	570-009
2005-00	Block/Head	-	35mm	4	555-093	565-093	-	570-007
1995-88	Engine Kit	-			NA	-	-	-
1995-88	Block	-	1" SC	5	555-091	-	-	570-004
1995-88	Block	-	35mm	2	555-093	565-093	-	570-007
1995-88	Block	-	41.5mm	1	555-087	-	-	570-009
1995-88	Block Pipe	-	3/8" Pipe	1	090-028	-	-	-
1995-88	Block Pipe	-	1/4" Pipe	2	090-075	-	-	-
1995-88	Block Pipe	-	1/8" Pipe	2	090-074	-	-	-
1995-88	Cylinder Head	-	35mm	2	555-093	565-093	-	570-007

Expansion Plugs Applications (continued)



Make/ Engine/Years	Location	Description	Size	Qty	Dorman Steel	Dorman Brass	Dorman Copper	Dorman Rubber
CHRYSLER (continued)								
V6 - 3.0 (181 CID) (continued)								
1995-88	Cylinder Head Pipe	-	1/4" Pipe	2	090-075	-	-	-
1995-88	Cylinder Head Pipe	-	1/16" Pipe	2	090-073	-	-	-
1995-88	Oil Pump Pipe	-	3/8" Pipe	1	090-028	-	-	-
V6 - 3.0 (2972cc)								
1991-90	Engine Kit	TC By Maserati			NA	-	-	-
1991-90	Block	TC By Maserati	1" SC	5	555-091	-	-	570-004
1991-90	Block	TC By Maserati	35mm	2	555-093	565-093	-	570-007
1991-90	Block	TC By Maserati	41.5mm	1	555-087	-	-	570-009
1991-90	Block Pipe	TC By Maserati	1/4" Pipe	2	090-122	-	-	-
1991-90	Block Pipe	TC By Maserati	1/8" Pipe	1	090-128	-	-	-
1991-90	Block Pipe	TC By Maserati	3/8" Pipe	3	090-130	-	-	-
1991-90	Cylinder Head (DOHC)	TC By Maserati	1" SC	4	555-091	-	-	570-004
1991-90	Cylinder Head (SOHC)	TC By Maserati	35mm	2	555-093	565-093	-	570-007
1991-90	Cylinder Head Pipe (DOHC)	TC By Maserati	22mm Pipe	4	090-131	-	-	-
1991-90	Cylinder Head Pipe (DOHC)	TC By Maserati	1/16" Pipe	4	090-073	-	-	-
1991-90	Cylinder Head Pipe (DOHC)	TC By Maserati	1/8" Pipe	AR	090-117	-	-	-
1991-90	Cylinder Head Pipe (SOHC)	TC By Maserati	1/16" Pipe	2	090-073	-	-	-
1991-90	Cylinder Head Pipe (SOHC)	TC By Maserati	1/4" Pipe	2	090-123	-	-	-
V6 - 3.2 (3200cc)								
2001-98	Engine Kit	Concorde			NA	-	-	-
2001-98	Block	Concorde	1-41/64"	8	555-149	-	-	-
2001-98	Block	Concorde	5/8"	1	555-067	-	-	-
2001-98	Block (.065 OS)	Concorde	1-11/16"	1	555-151	-	-	-
2001-98	Cylinder Head	Concorde	1-1/4" SC	2	555-024	565-024	568-007	570-006
V6 - 3.3 (201 CID)								
2005-94	Engine Kit	-			NA	-	-	-
2005-94	Block	-	45/64"	1	555-082	-	-	-
2005-94	Block	-	1-41/64"	8	555-149	-	-	-
2005-94	Block (.065 OS)	-	1-11/16"	1	555-151	-	-	-
2005-94	Camshaft	-	2-9/32"	1	555-124	-	-	570-017
2005-94	Cylinder Head	-	1-1/4" SC	4	555-024	565-024	568-007	570-006
2005-94	Oil Gallery-Block	-	39/64"	5	555-067	-	-	-
2005-94	Oil Gallery-Block (OS)	-	5/8"	2	555-137	-	-	-
2005-94	Rocker Arm Shaft	-	39/64"	4	555-067	-	-	-
1993-90	Engine Kit	-			NA	-	-	-
1993-90	Block	-	1-41/64"	8	555-149	-	-	-
1993-90	Block	-	1-5/8"	8	555-030	565-030	568-010	570-009
1993-90	Block (.065 OS)	-	1-11/16"	1	555-151	-	-	-
1993-90	Camshaft	-	2-9/32"	1	555-124	-	-	570-017
1993-90	Cylinder Head	-	1-1/4" SC	4	555-024	565-024	568-007	570-006
1993-90	Oil Gallery-Block	-	39/64"	5	555-067	-	-	-
1993-90	Oil Gallery-Block (OS)	-	5/8"	2	555-137	-	-	-
1993-90	Rocker Arm Shaft	-	39/64"	4	555-067	-	-	-
V6 - 3.5 (215 CID)								
1997-93	Engine Kit	-			557-070	-	-	-
1997-93	Block	-	1-41/64"	8	555-149	-	-	-
1997-93	Block	-	39/64"	5	555-067	-	-	-
1997-93	Block	-	5/8"	8	555-137	-	-	-
1997-93	Cylinder Head	-	1-1/4" SC	2	555-024	565-024	568-007	570-006
1997-93	Rocker Arm Shaft	-	7/16" SC	4	555-003	-	-	-
V6 - 3.5 (215 CID) - G								
2005-99	Block	-	1-41/64"	AR	555-149	-	-	-
2005-99	Block (.065 OS)	-	1-11/16"	AR	555-151	-	-	-
2005-99	Cylinder Head	-	1-1/4" SC	4	555-024	565-024	568-007	570-006
2005-99	Oil Gallery-Block	-	39/64"	3	555-067	-	-	-
V6 - 3.8 (230 CID)								
2005-94	Engine Kit	-			NA	-	-	-
2005-94	Block	-	45/64"	1	555-082	-	-	-
2005-94	Block	-	1-41/64"	8	555-149	-	-	-
2005-94	Block (.065 OS)	-	1-11/16"	1	555-151	-	-	-
2005-94	Camshaft	-	2-9/32"	1	555-124	-	-	570-017
2005-94	Cylinder Head	-	1-1/4" SC	4	555-024	565-024	568-007	570-006
2005-94	Oil Gallery-Block	-	39/64"	5	555-067	-	-	-
2005-94	Oil Gallery-Block (OS)	-	5/8"	2	555-137	-	-	-
2005-94	Rocker Arm Shaft	-	39/64"	4	555-067	-	-	-
1993-91	Engine Kit	-			NA	-	-	-
1993-91	Block	-	1-1/4" SC	8	555-024	565-024	568-007	570-006
1993-91	Block	-	1-41/64"	8	555-149	-	-	-
1993-91	Block (.065 OS)	-	1-11/16"	1	555-151	-	-	-
1993-91	Camshaft	-	2-9/32"	1	555-124	-	-	570-017
1993-91	Cylinder Head	-	1-5/8"	4	555-030	565-030	568-010	570-009
1993-91	Oil Gallery-Block	-	39/64"	5	555-067	-	-	-
1993-91	Oil Gallery-Block (OS)	-	5/8"	2	555-137	-	-	-
1993-91	Rocker Arm Shaft	-	39/64"	4	555-067	-	-	-
V8 - 5.2 (318 CID)								
1989-85	Engine Kit	-			557-014	567-014	-	-
1989-85	Block	-	1-1/4" SC	1	555-024	565-024	568-007	570-006
1989-85	Block	-	1-45/64"	AR	555-032	565-032	-	570-010
1989-85	Block	-	1-5/8"	9	555-030	565-030	568-010	570-009
1989-85	Block Pipe	-	1/2" Pipe	1	090-022	-	-	-
1989-85	Block-Drain Pipe	-	1/4" Pipe	2	090-026	-	-	-

Expansion Plugs Applications (continued)



Make/ Engine/Years	Location	Description	Size	Qty	Dorman Steel	Dorman Brass	Dorman Copper	Dorman Rubber
CHRYSLER (continued)								
V8 - 5.2 (318 CID) (continued)								
1989-85	Camshaft	-	1-57/64"	1	555-123	-	-	570-011
1989-85	Camshaft	-	1-7/8"	1	550-027	-	-	570-012
1989-85	Cylinder Head	-	1-1/4" SC	4	555-024	565-024	568-007	570-006
1989-85	Intake Manifold Pipe	-	3/8" Pipe	AR	090-028	-	-	-
1989-85	Oil Gallery Pipe	-	1/2" Pipe	3	090-022	-	-	-
1989-85	Oil Gallery Pipe	-	1/4" Pipe	2	090-026	-	-	-
1989-85	Oil Gallery Pipe	-	3/8" Pipe	6	090-028	-	-	-
1989-85	Oil Pump Pipe	-	3/8" Pipe	1	090-028	-	-	-
1989-85	Rocker Arm Shaft	-	39/64"	4	555-067	-	-	-
1984-83	Engine Kit	-	-	-	557-014	567-014	-	-
1984-83	Block	-	1-1/4" SC	AR	555-024	565-024	568-007	570-006
1984-83	Block	-	1-41/64"	AR	555-068	565-068	-	570-010
1984-83	Block	-	1-45/64" SC	AR	555-033	565-033	-	570-010
1984-83	Block	-	1-5/8"	AR	555-030	565-030	568-010	570-009
1984-83	Block Pipe	-	1/2" Pipe	1	090-022	-	-	-
1984-83	Block-Drain Pipe	-	1/4" Pipe	2	090-026	-	-	-
1984-83	Camshaft	-	1-57/64"	1	555-123	-	-	570-011
1984-83	Camshaft	-	1-7/8"	1	550-027	-	-	570-012
1984-83	Cylinder Head	-	1-1/4" SC	AR	555-024	565-024	568-007	570-006
1984-83	Cylinder Head	-	1-21/64" SC	AR	555-072	565-072	-	570-007
1984-83	Intake Manifold Pipe	-	3/8" Pipe	AR	090-028	-	-	-
1984-83	Oil Gallery Pipe	-	1/2" Pipe	3	090-022	-	-	-
1984-83	Oil Gallery Pipe	-	1/4" Pipe	2	090-026	-	-	-
1984-83	Oil Gallery Pipe	-	3/8" Pipe	6	090-028	-	-	-
1984-83	Oil Pump Pipe	-	3/8" Pipe	1	090-028	-	-	-
1984-83	Rocker Arm Shaft	-	39/64"	4	555-067	-	-	-
1982-80	Engine Kit	-	-	-	557-014	567-014	-	-
1982-80	Block	-	1-45/64" SC	AR	555-033	565-033	-	570-010
1982-80	Block	-	1-41/64"	AR	555-068	565-068	-	570-010
1982-80	Block Pipe	-	1/2" Pipe	1	090-022	-	-	-
1982-80	Block-Drain Pipe	-	1/4" Pipe	2	090-026	-	-	-
1982-80	Camshaft	-	1-57/64"	1	555-123	-	-	570-011
1982-80	Camshaft	-	1-7/8"	1	550-027	-	-	570-012
1982-80	Cylinder Head	-	1-21/64" SC	AR	555-072	565-072	-	570-007
1982-80	Intake Manifold Pipe	-	3/8" Pipe	AR	090-028	-	-	-
1982-80	Oil Gallery Pipe	-	1/2" Pipe	3	090-022	-	-	-
1982-80	Oil Gallery Pipe	-	1/4" Pipe	2	090-026	-	-	-
1982-80	Oil Gallery Pipe	-	3/8" Pipe	6	090-028	-	-	-
1982-80	Oil Pump Pipe	-	3/8" Pipe	1	090-028	-	-	-
1982-80	Rocker Arm Shaft	-	39/64"	4	555-067	-	-	-
1979-75	Engine Kit	-	-	-	557-014	567-014	-	-
1979-75	Block	-	1-21/64" SC	1	555-072	565-072	-	570-007
1979-75	Block	-	1-41/64"	AR	555-068	565-068	-	570-010
1979-75	Block	-	1-45/64" SC	AR	555-033	565-033	-	570-010
1979-75	Block Pipe	-	1/2" Pipe	1	090-022	-	-	-
1979-75	Block-Drain Pipe	-	1/4" Pipe	2	090-026	-	-	-
1979-75	Camshaft	-	1-57/64"	1	555-123	-	-	570-011
1979-75	Camshaft	-	1-7/8"	1	550-027	-	-	570-012
1979-75	Camshaft	-	9/16"	2	555-135	-	-	-
1979-75	Cylinder Head	-	1-21/64" SC	4	555-072	565-072	-	570-007
1979-75	Intake Manifold Pipe	-	3/8" Pipe	AR	090-028	-	-	-
1979-75	Oil Gallery Pipe	-	1/2" Pipe	3	090-022	-	-	-
1979-75	Oil Gallery Pipe	-	1/4" Pipe	2	090-026	-	-	-
1979-75	Oil Gallery Pipe	-	3/8" Pipe	6	090-028	-	-	-
1979-75	Oil Gallery-Block	-	9/16"	2	555-008	565-008	-	-
1979-75	Oil Pump Pipe	-	3/8" Pipe	1	090-028	-	-	-
1979-75	Rocker Arm Shaft	-	39/64"	4	555-067	-	-	-
V8 - 5.9 (360 CID)								
1983	Engine Kit	-	-	-	557-014	567-014	-	-
1983	Block	-	1-21/64" SC	1	555-072	565-072	-	570-007
1983	Block	-	1-41/64"	9	555-068	565-068	-	570-010
1983	Block	-	1-45/64" SC	AR	555-033	565-033	-	570-010
1983	Block Pipe	-	1/2" Pipe	1	090-022	-	-	-
1983	Block-Drain Pipe	-	1/4" Pipe	2	090-026	-	-	-
1983	Camshaft	-	1-57/64"	1	555-123	-	-	570-011
1983	Camshaft	-	1-7/8"	1	550-027	-	-	570-012
1983	Cylinder Head	-	1-21/64" SC	4	555-072	565-072	-	570-007
1983	Intake Manifold Pipe	-	3/8" Pipe	AR	090-028	-	-	-
1983	Oil Gallery Pipe	-	1/2" Pipe	3	090-022	-	-	-
1983	Oil Gallery Pipe	-	1/4" Pipe	2	090-026	-	-	-
1983	Oil Gallery Pipe	-	3/8" Pipe	6	090-028	-	-	-
1983	Oil Pump Pipe	-	3/8" Pipe	1	090-028	-	-	-
1983	Rocker Arm Shaft	-	39/64"	4	555-067	-	-	-
1980	Engine Kit	-	-	-	557-014	567-014	-	-
1980	Block	-	1-21/64" SC	1	555-072	565-072	-	570-007
1980	Block	-	1-41/64"	9	555-068	565-068	-	570-010
1980	Block	-	1-45/64" SC	AR	555-033	565-033	-	570-010
1980	Block Pipe	-	1/2" Pipe	1	090-022	-	-	-
1980	Block-Drain Pipe	-	1/4" Pipe	2	090-026	-	-	-
1980	Camshaft	-	1-57/64"	1	555-123	-	-	570-011
1980	Camshaft	-	1-7/8"	1	550-027	-	-	570-012

Expansion Plugs Applications (continued)



Make/ Engine/Years	Location	Description	Size	Qty	Dorman Steel	Dorman Brass	Dorman Copper	Dorman Rubber
CHRYSLER (continued)								
V8 - 5.9 (360 CID) (continued)								
1980	Cylinder Head	-	1-21/64" SC	4	555-072	565-072	-	570-007
1980	Intake Manifold Pipe	-	3/8" Pipe	AR	090-028	-	-	-
1980	Oil Gallery Pipe	-	1/2" Pipe	3	090-022	-	-	-
1980	Oil Gallery Pipe	-	1/4" Pipe	2	090-026	-	-	-
1980	Oil Gallery Pipe	-	3/8" Pipe	6	090-028	-	-	-
1980	Oil Pump Pipe	-	3/8" Pipe	1	090-028	-	-	-
1980	Rocker Arm Shaft	-	39/64"	4	555-067	-	-	-
1979-75	Engine Kit	-	-	-	557-014	567-014	-	-
1979-75	Block	-	1-21/64" SC	1	555-072	565-072	-	570-007
1979-75	Block	-	1-41/64"	AR	555-068	565-068	-	570-010
1979-75	Block	-	1-45/64" SC	AR	555-033	565-033	-	570-010
1979-75	Block Pipe	-	1/2" Pipe	1	090-022	-	-	-
1979-75	Block-Drain Pipe	-	1/4" Pipe	2	090-026	-	-	-
1979-75	Camshaft	-	1-57/64"	1	555-123	-	-	570-011
1979-75	Camshaft	-	1-7/8"	1	550-027	-	-	570-012
1979-75	Camshaft	-	9/16"	2	555-135	-	-	-
1979-75	Cylinder Head	-	1-21/64" SC	4	555-072	565-072	-	570-007
1979-75	Intake Manifold Pipe	-	3/8" Pipe	AR	090-028	-	-	-
1979-75	Oil Gallery Pipe	-	1/2" Pipe	3	090-022	-	-	-
1979-75	Oil Gallery Pipe	-	1/4" Pipe	2	090-026	-	-	-
1979-75	Oil Gallery Pipe	-	3/8" Pipe	6	090-028	-	-	-
1979-75	Oil Gallery-Block	-	9/16"	2	555-008	565-008	-	-
1979-75	Oil Pump Pipe	-	3/8" Pipe	1	090-028	-	-	-
1979-75	Rocker Arm Shaft	-	39/64"	4	555-067	-	-	-
1974-71	Engine Kit	-	-	-	557-014	567-014	-	-
1974-71	Block	-	1-41/64"	AR	555-068	565-068	-	570-010
1974-71	Block	-	1-45/64" SC	AR	555-033	565-033	-	570-010
1974-71	Block	-	1-1/4" SC	1	555-024	565-024	568-007	570-006
1974-71	Block Pipe	-	1/2" Pipe	1	090-022	-	-	-
1974-71	Block-Drain Pipe	-	1/4" Pipe	2	090-026	-	-	-
1974-71	Camshaft	-	1-57/64"	1	555-123	-	-	570-011
1974-71	Camshaft	-	1-7/8"	1	550-027	-	-	570-012
1974-71	Camshaft	-	9/16"	2	555-135	-	-	-
1974-71	Cylinder Head	-	1-1/4" SC	4	555-024	565-024	568-007	570-006
1974-71	Intake Manifold Pipe	-	3/8" Pipe	AR	090-028	-	-	-
1974-71	Oil Gallery Pipe	-	1/2" Pipe	3	090-022	-	-	-
1974-71	Oil Gallery Pipe	-	1/4" Pipe	2	090-026	-	-	-
1974-71	Oil Gallery Pipe	-	3/8" Pipe	6	090-028	-	-	-
1974-71	Oil Gallery-Block	-	9/16"	2	555-008	565-008	-	-
1974-71	Oil Pump Pipe	-	3/8" Pipe	1	090-028	-	-	-
1974-71	Rocker Arm Shaft	-	39/64"	4	555-067	-	-	-
V8 - 6.3 (383 CID)								
1971-59	Engine Kit	-	-	-	557-015	567-015	-	-
1971-59	Block	-	1-41/64"	6	555-068	565-068	-	570-010
1971-59	Block (.065 OS)	-	1-45/64" SC	AR	555-033	565-033	-	570-010
1971-59	Camshaft	-	2-9/64"	1	555-065	-	-	570-016
1971-59	Cylinder Head	-	1" SC	AR	555-018	565-018	-	570-005
1971-59	Cylinder Head	-	1-1/4" SC	4	555-024	565-024	568-007	570-006
1971-59	Cylinder Head	-	1-21/64" SC	AR	555-072	565-072	-	570-007
1971-59	Oil Gallery Pipe	-	3/8" Pipe	8	090-028	-	-	-
1971-59	Rocker Arm Shaft	-	39/64"	4	555-067	-	-	-
V8 - 6.6 (400 CID)								
1978-73	Engine Kit	-	-	-	557-015	567-015	-	-
1978-73	Block	-	1-41/64"	6	555-068	565-068	-	570-010
1978-73	Block (.065 OS)	-	1-45/64" SC	AR	555-033	565-033	-	570-010
1978-73	Camshaft	-	2-9/64"	1	555-065	-	-	570-016
1978-73	Cylinder Head	-	1" SC	AR	555-018	565-018	-	570-005
1978-73	Cylinder Head	-	1-21/64" SC	AR	555-072	565-072	-	570-007
1978-73	Oil Gallery Pipe	-	3/8" Pipe	8	090-028	-	-	-
1978-73	Rocker Arm Shaft	-	39/64"	4	555-067	-	-	-
1972	Engine Kit	-	-	-	557-015	567-015	-	-
1972	Block	-	1-41/64"	6	555-068	565-068	-	570-010
1972	Block (.065 OS)	-	1-45/64" SC	AR	555-033	565-033	-	570-010
1972	Camshaft	-	2-9/64"	1	555-065	-	-	570-016
1972	Cylinder Head	-	1" SC	AR	555-018	565-018	-	570-005
1972	Cylinder Head	-	1-1/4" SC	4	555-024	565-024	568-007	570-006
1972	Cylinder Head	-	1-21/64" SC	AR	555-072	565-072	-	570-007
1972	Oil Gallery Pipe	-	3/8" Pipe	8	090-028	-	-	-
1972	Rocker Arm Shaft	-	39/64"	4	555-067	-	-	-
V8 - 7.2 (440 CID)								
1978-69	Engine Kit	-	-	-	557-015	567-015	-	-
1978-69	Block	-	1-41/64"	6	555-068	565-068	-	570-010
1978-69	Block (.065 OS)	-	1-45/64" SC	AR	555-033	565-033	-	570-010
1978-69	Camshaft	-	2-9/64"	1	555-065	-	-	570-016
1978-69	Cylinder Head	-	1" SC	AR	555-018	565-018	-	570-005
1978-69	Cylinder Head	-	1-21/64" SC	AR	555-072	565-072	-	570-007
1978-69	Oil Gallery Pipe	-	3/8" Pipe	8	090-028	-	-	-
1978-69	Rocker Arm Shaft	-	39/64"	4	555-067	-	-	-
DODGE								
L4 - 1.4 (1410cc)								
1984-79	Engine Kit	Colt, Vista	-	-	NA	-	-	-



Expansion Plugs Applications (continued)

Expansion Plug Applications

8

Make/ Engine/Years	Location	Description	Size	Qty	Dorman Steel	Dorman Brass	Dorman Copper	Dorman Rubber
DODGE (continued)								
L4 - 1.4 (1410cc) (continued)								
1984-79	Block	Colt, Vista	35mm	8	555-093	565-093	-	570-007
1984-79	Block Pipe	Colt, Vista	3/8" Pipe	1	090-130	-	-	-
1984-79	Block Pipe	Colt, Vista	1/4" Pipe	1	090-122	-	-	-
1984-79	Cylinder Head	Colt, Vista	35mm	1	555-093	565-093	-	570-007
1984-79	Cylinder Head Pipe	Colt, Vista	1/16" Pipe	4	090-073	-	-	-
1984-79	Cylinder Head Pipe	Colt, Vista	1/4" Pipe	2	090-124	-	-	-
1984-79	Cylinder Head Pipe	Colt, Vista	1/8" Pipe	2	090-117	-	-	-
L4 - 1.5 (1468cc)								
1994-85	Engine Kit	Colt, Vista			557-066	567-066	-	-
1994-85	Block	Colt, Vista	35mm	8	555-093	565-093	-	570-007
1994-85	Block Pipe	Colt, Vista	1/4" Pipe	1	090-122	-	-	-
1994-85	Block Pipe	Colt, Vista	3/8" Pipe	1	090-130	-	-	-
1994-85	Cylinder Head	Colt, Vista	35mm	2	555-093	565-093	-	570-007
1994-85	Cylinder Head Pipe	Colt, Vista	1/16" Pipe	4	090-073	-	-	-
1994-85	Cylinder Head Pipe	Colt, Vista	1/4" Pipe	2	090-124	-	-	-
1994-85	Cylinder Head Pipe	Colt, Vista	1/8" Pipe	2	090-117	-	-	-
L4 - 1.6 (1597cc)								
1990-89	Engine Kit	Colt (Inc.Turbo)			NA	-	-	-
1990-89	Block	Colt (Inc.Turbo)	1-25/32"	1	555-156	-	-	-
1990-89	Block	Colt (Inc.Turbo)	35mm	7	555-093	565-093	-	570-007
1990-89	Block Pipe	Colt (Inc.Turbo)	1/16" Pipe	1	090-120	-	-	-
1990-89	Block Pipe	Colt (Inc.Turbo)	3/8" Pipe	1	090-130	-	-	-
1990-89	Cylinder Head	Colt (Inc.Turbo)	40.8mm	1	555-095	565-095	-	570-009
1990-89	Cylinder Head Pipe	Colt (Inc.Turbo)	1/8" Pipe	1	090-117	-	-	-
1990-89	Cylinder Head Pipe	Colt (Inc.Turbo)	1/8" Pipe	1	090-128	-	-	-
1990-89	Cylinder Head Pipe	Colt (Inc.Turbo)	22mm Pipe	1	090-131	-	-	-
1988-85	Engine Kit	Colt (Turbo)			NA	-	-	-
1988-85	Block	Colt (Turbo)	35mm	7	555-093	565-093	-	570-007
1988-85	Block Pipe	Colt (Turbo)	3/8" Pipe	9	090-130	-	-	-
1988-85	Cylinder Head	Colt (Turbo)	40.8mm	1	555-095	565-095	-	570-009
1988-85	Cylinder Head Pipe	Colt (Turbo)	1/16" Pipe	1	090-073	-	-	-
1988-85	Cylinder Head Pipe	Colt (Turbo)	1/4" Pipe	3	090-124	-	-	-
1984-71	Engine Kit	Colt, Challenger			557-043	567-043	-	-
1984-71	Block	Colt, Challenger	1-3/8"	7	555-025	565-025	568-008	570-007
1984-71	Block	Colt, Challenger	35mm	7	555-093	565-093	-	570-007
1984-71	Oil Gallery	Colt, Challenger	9/16"	2	555-092	-	-	-
L4 - 1.6 (97 CID)								
1986-83	Engine Kit	Omni			NA	-	-	-
1986-83	Block	Omni	35mm	7	555-093	565-093	-	570-007
1986-83	Block Pipe	Omni	1/16" Pipe	1	090-120	-	-	-
1986-83	Block Pipe	Omni	3/8" Pipe	1	090-130	-	-	-
1986-83	Cylinder Head	Omni	40.8mm	1	555-095	565-095	-	570-009
1986-83	Cylinder Head Pipe	Omni	1/8" Pipe	1	090-117	-	-	-
1986-83	Cylinder Head Pipe	Omni	22mm Pipe	1	090-131	-	-	-
L4 - 1.7 (105 CID)								
1983-78	Engine Kit	Omni			557-039	567-039	-	-
1983-78	Block	Omni	36.5mm	3	555-103	565-103	-	570-008
1983-78	Cylinder Head	Omni	25mm	1	555-097	565-097	-	570-004
1983-78	Cylinder Head	Omni	61/64"	1	555-125	-	-	570-004
1983-78	Cylinder Head	Omni	1" SC	1	555-091	-	-	570-004
1983-78	Intermediate Shaft	Omni	36.5mm	1	555-103	565-103	-	570-008
L4 - 1.8 (1834cc)								
1994-89	Engine Kit	Colt, Vista			557-073	567-073	-	-
1994-89	Block	Colt, Vista	35mm	9	555-093	565-093	-	570-007
1994-89	Block Pipe	Colt, Vista	1/4" Pipe	2	090-122	-	-	-
1994-89	Cylinder Head	Colt, Vista	35mm	1	555-093	565-093	-	570-007
1994-89	Cylinder Head Pipe	Colt, Vista	1/4" Pipe	1	090-124	-	-	-
L4 - 2.0 (122 CID)								
2005-95	Engine Kit	-			NA	-	-	-
2005-95	Block	-	39/64"	1	555-067	-	-	-
2005-95	Block	-	1-3/8"	4	555-025	565-025	568-008	570-007
2005-95	Cylinder Head	-	1-1/4" SC	2	555-024	565-024	568-007	570-006
2005-95	Cylinder Head	-	7/16" SC	6	555-003	-	-	-
L4 - 2.0 (2000cc)								
1991-84	Block	Vista	35mm	9	555-093	565-093	-	570-007
1991-84	Block	Vista	40.8mm	9	555-095	565-095	-	570-009
1991-84	Block Pipe	Vista	1/16" Pipe	2	090-120	-	-	-
1991-84	Block Pipe	Vista	1/8" Pipe	1	090-128	-	-	-
1991-84	Block Pipe	Vista	3/8" Pipe	1	090-130	-	-	-
1991-84	Cylinder Head	Vista	35mm	1	555-093	565-093	-	570-007
1991-84	Cylinder Head	Vista	40.8mm	1	555-095	565-095	-	570-009
1991-84	Cylinder Head Pipe	Vista	1/4" Pipe	1	090-123	-	-	-
1991-84	Cylinder Head Pipe	Vista	1/8" Pipe	9	090-117	-	-	-
1977-74	Engine Kit	Colt			557-047	-	-	-
1977-74	Block	Colt	40.8mm	3	555-095	565-095	-	570-009
1977-74	Cylinder Head	Colt	50mm	3	555-094	-	-	570-012
1977-74	Cylinder Head	Colt	28mm	4	555-117	-	-	570-005
1977-74	Cylinder Head	Colt	40.8mm	1	555-095	565-095	-	570-009
L4 - 2.2 (135 CID)								
1994-81	Engine Kit	-			557-056	-	-	-
1994-81	Block	-	1-5/8"	5	555-030	565-030	568-010	570-009

Expansion Plugs Applications (continued)



Make/ Engine/Years	Location	Description	Size	Qty	Dorman Steel	Dorman Brass	Dorman Copper	Dorman Rubber
DODGE (continued)								
L4 - 2.2 (135 CID) (continued)								
1994-81	Block (.065 OS)	-	1-45/64"	1	555-032	565-032	-	570-010
1994-81	Block-Drain Pipe	-	1/4" Pipe	1	090-026	-	-	-
1994-81	Cylinder Head	-	1-1/4" SC	2	555-024	565-024	568-007	570-006
1994-81	Cylinder Head	-	1-5/8"	1	555-030	565-030	568-010	570-009
1994-81	Cylinder Head (.065 OS)	-	45/64"	2	555-082	-	-	-
1994-81	Cylinder Head Pipe	-	3/8" Pipe	AR	090-028	-	-	-
1994-81	Oil Gallery-Block	-	39/64"	2	555-067	-	-	-
1994-81	Oil Gallery-Block (.065 OS)	-	45/64"	2	555-082	-	-	-
1994-81	Oil Gallery-Head	-	39/64"	2	555-067	-	-	-
1994-81	Oil Gallery-Head (.065 OS)	-	45/64"	2	555-082	-	-	-
L4 - 2.4 (148 CID)								
2005-95	Engine Kit	-	-	-	NA	-	-	-
2005-95	Block	-	1-21/64" SC	2	555-072	565-072	-	570-007
2005-95	Block	-	1-41/64"	2	555-149	-	-	-
2005-95	Block	-	39/64"	1	555-067	-	-	-
2005-95	Cylinder Head	-	1-1/4" SC	2	555-024	565-024	568-007	570-006
L4 - 2.5 (153 CID)								
1995	Engine Kit	-	-	-	557-056	-	-	-
1995	Block	-	1-5/8"	5	555-030	565-030	568-010	570-009
1995	Block (.065 OS)	-	1-45/64"	1	555-032	565-032	-	570-010
1995	Block-Drain Pipe	-	1/4" Pipe	1	090-026	-	-	-
1995	Cylinder Head	-	1-1/4" SC	2	555-024	565-024	568-007	570-006
1995	Cylinder Head (.065 OS)	-	45/64"	2	555-082	-	-	-
1995	Cylinder Head Pipe	-	3/8" Pipe	AR	090-028	-	-	-
1995	Oil Gallery-Block	-	39/64"	2	555-067	-	-	-
1995	Oil Gallery-Block (.065 OS)	-	45/64"	2	555-082	-	-	-
1995	Oil Gallery-Head	-	39/64"	2	555-067	-	-	-
1995	Oil Gallery-Head (.065 OS)	-	45/64"	2	555-082	-	-	-
1994-93	Engine Kit	Exc.Spirit	-	-	557-056	-	-	-
1994-93	Engine Kit	Spirit	-	-	557-056	-	-	-
1994-93	Block	Exc.Spirit	1-5/8"	5	555-030	565-030	568-010	570-009
1994-93	Block	Spirit	1-49/64"	3	555-152	-	-	-
1994-93	Block	Spirit	1-5/8"	5	555-030	565-030	568-010	570-009
1994-93	Block	Spirit	2-9/64" SC	1	555-076	-	-	570-016
1994-93	Block (.065 OS)	Exc.Spirit	1-45/64"	1	555-032	565-032	-	570-010
1994-93	Block (.065 OS)	Spirit	1-45/64"	1	555-032	565-032	-	570-010
1994-93	Block-Drain Pipe	Exc.Spirit	1/4" Pipe	1	090-026	-	-	-
1994-93	Block-Drain Pipe	Spirit	1/4" Pipe	1	090-026	-	-	-
1994-93	Cylinder Head	Exc.Spirit	1-1/4" SC	2	555-024	565-024	568-007	570-006
1994-93	Cylinder Head	Spirit	1-1/4" SC	2	555-024	565-024	568-007	570-006
1994-93	Cylinder Head	Spirit	2"	1	555-069	565-069	568-012	570-012
1994-93	Cylinder Head	Spirit	7/8"	4	555-014	565-014	-	570-004
1994-93	Cylinder Head (.065 OS)	Exc.Spirit	45/64"	2	555-082	-	-	-
1994-93	Cylinder Head (.065 OS)	Spirit	45/64"	2	555-082	-	-	-
1994-93	Cylinder Head Pipe	Exc.Spirit	3/8" Pipe	AR	090-028	-	-	-
1994-93	Cylinder Head Pipe	Spirit	3/8" Pipe	AR	090-028	-	-	-
1994-93	Oil Gallery-Block	Exc.Spirit	39/64"	2	555-067	-	-	-
1994-93	Oil Gallery-Block	Spirit	39/64"	2	555-067	-	-	-
1994-93	Oil Gallery-Block (.065 OS)	Exc.Spirit	45/64"	2	555-082	-	-	-
1994-93	Oil Gallery-Block (.065 OS)	Spirit	45/64"	2	555-082	-	-	-
1994-93	Oil Gallery-Head	Exc.Spirit	39/64"	2	555-067	-	-	-
1994-93	Oil Gallery-Head	Spirit	39/64"	2	555-067	-	-	-
1994-93	Oil Gallery-Head (.065 OS)	Exc.Spirit	45/64"	2	555-082	-	-	-
1994-93	Oil Gallery-Head (.065 OS)	Spirit	45/64"	2	555-082	-	-	-
1992-86	Engine Kit	-	-	-	557-056	-	-	-
1992-86	Block	-	1-5/8"	5	555-030	565-030	568-010	570-009
1992-86	Block (.065 OS)	-	1-45/64"	1	555-032	565-032	-	570-010
1992-86	Block-Drain Pipe	-	1/4" Pipe	1	090-026	-	-	-
1992-86	Cylinder Head	-	1-1/4" SC	2	555-024	565-024	568-007	570-006
1992-86	Cylinder Head (.065 OS)	-	45/64"	2	555-082	-	-	-
1992-86	Cylinder Head Pipe	-	3/8" Pipe	AR	090-028	-	-	-
1992-86	Oil Gallery-Block	-	39/64"	2	555-067	-	-	-
1992-86	Oil Gallery-Block (.065 OS)	-	45/64"	2	555-082	-	-	-
1992-86	Oil Gallery-Head	-	39/64"	2	555-067	-	-	-
1992-86	Oil Gallery-Head (.065 OS)	-	45/64"	2	555-082	-	-	-
L4 - 2.6 (156 CID)								
1987	Engine Kit	-	-	-	NA	-	-	-
1987	Block	-	27/32"	1	555-189	-	-	-
1987	Block	-	28mm	4	555-117	-	-	570-005
1987	Block	-	40.8mm	3	555-095	565-095	-	570-009
1987	Block	-	50mm	3	555-094	-	-	570-012
1987	Block Pipe	-	1/4" Pipe	1	090-122	-	-	-
1987	Block Pipe	-	1/8" Pipe	1	090-117	-	-	-
1987	Block Pipe	-	3/8" Pipe	1	090-130	-	-	-
1987	Cylinder Head	-	40.8mm	1	555-095	565-095	-	570-009
1987	Cylinder Head Pipe	-	1/16" Pipe	1	090-073	-	-	-
1987	Cylinder Head Pipe	-	1/4" Pipe	1	090-123	-	-	-
1986-78	Engine Kit	-	-	-	557-049	-	-	-
1986-78	Block	-	27/32"	1	555-189	-	-	-
1986-78	Block	-	28mm	4	555-117	-	-	570-005
1986-78	Block	-	40.8mm	3	555-095	565-095	-	570-009

Expansion Plugs Applications (continued)



Make/ Engine/Years	Location	Description	Size	Qty	Dorman Steel	Dorman Brass	Dorman Copper	Dorman Rubber
DODGE (continued)								
L4 - 2.6 (156 CID) (continued)								
1986-78	Block	-	50mm	3	555-094	-	-	570-012
1986-78	Block Pipe	-	1/4" Pipe	1	090-075	-	-	-
1986-78	Cylinder Head	-	40.8mm	1	555-095	565-095	-	570-009
1986-78	Cylinder Head Pipe	-	1/16" Pipe	1	090-073	-	-	-
1986-78	Cylinder Head Pipe	-	1/4" Pipe	1	090-075	-	-	-
1986-78	Oil Gallery Pipe	-	1/8" Pipe	1	090-074	-	-	-
1986-78	Oil Gallery Pipe	-	3/8" Pipe	1	090-028	-	-	-
L6 - 3.2 (198 CID)								
1974-70	Engine Kit	-	-	-	557-015	567-015	-	-
1974-70	Block	-	1-41/64"	5	555-068	565-068	-	570-010
1974-70	Block (.065 OS)	-	1-45/64" SC	AR	555-033	565-033	-	570-010
1974-70	Camshaft	-	2-9/64"	1	555-065	-	-	570-016
1974-70	Oil Gallery Pipe	-	3/8" Pipe	2	090-028	-	-	-
1974-70	Rocker Arm Shaft	-	39/64"	4	555-067	-	-	-
L6 - 3.7 (225 CID)								
1983-60	Engine Kit	-	-	-	557-015	567-015	-	-
1983-60	Block	-	1-41/64"	5	555-068	565-068	-	570-010
1983-60	Block (.065 OS)	-	1-45/64" SC	AR	555-033	565-033	-	570-010
1983-60	Camshaft	-	2-9/64"	1	555-065	-	-	570-016
1983-60	Oil Gallery Pipe	-	3/8" Pipe	2	090-028	-	-	-
1983-60	Rocker Arm Shaft	-	39/64"	4	555-067	-	-	-
V10 - 8.0 (488 CID)								
2003-92	Engine Kit	Viper	-	-	NA	-	-	-
2003-92	Block	Viper	1" SC	AR	555-018	565-018	-	570-005
2003-92	Block	Viper	1-41/64"	AR	555-149	-	-	-
2003-92	Block Pipe	Viper	1/8" Pipe	1	090-125	-	-	-
2003-92	Cylinder Head	Viper	1" SC	2	555-018	565-018	-	570-005
2003-92	Cylinder Head	Viper	1-1/4" SC	1	555-024	565-024	568-007	570-006
2003-92	Intake Manifold	Viper	1-33/64"	4	555-147	-	-	-
V6 - 2.5 (152 CID)								
2000-95	Engine Kit	-	-	-	557-074	-	-	-
2000-95	Block	-	1" SC	5	555-091	-	-	570-004
2000-95	Block	-	35mm	2	555-093	565-093	-	570-007
2000-95	Block	-	41.5mm	1	555-087	-	-	570-009
2000-95	Block Pipe	-	1/4" Pipe	2	090-122	-	-	-
2000-95	Block Pipe	-	3/8" Pipe	3	090-130	-	-	-
2000-95	Cylinder Head	-	1-17/64"	2	555-144	-	-	-
2000-95	Cylinder Head Pipe	-	3/8" Pipe	1	090-130	-	-	-
V6 - 2.7 (2700cc)								
2005-98	Engine Kit	Intrepid	-	-	NA	-	-	-
2005-98	Block	Intrepid	1-41/64"	8	555-149	-	-	-
2005-98	Block	Intrepid	5/8"	1	555-067	-	-	-
2005-98	Block (.065 OS)	Intrepid	1-11/16"	1	555-151	-	-	-
2005-98	Cylinder Head	Intrepid	1-1/4" SC	2	555-024	565-024	568-007	570-006
V6 - 3.0 (181 CID)								
2005-87	Engine Kit	-	-	-	NA	-	-	-
2005-87	Block	-	1" SC	5	555-091	-	-	570-004
2005-87	Block	-	35mm	2	555-093	565-093	-	570-007
2005-87	Block	-	41.5mm	1	555-087	-	-	570-009
2005-87	Block Pipe	-	1/4" Pipe	2	090-075	-	-	-
2005-87	Block Pipe	-	1/8" Pipe	2	090-074	-	-	-
2005-87	Block Pipe	-	3/8" Pipe	1	090-028	-	-	-
2005-87	Cylinder Head	-	35mm	2	555-093	565-093	-	570-007
2005-87	Cylinder Head Pipe	-	1/16" Pipe	2	090-073	-	-	-
2005-87	Cylinder Head Pipe	-	1/4" Pipe	2	090-075	-	-	-
2005-87	Oil Pump Pipe	-	3/8" Pipe	1	090-028	-	-	-
V6 - 3.0 (182 CID)								
1992-90	Engine Kit	Monaco	-	-	557-069	567-069	-	-
1992-90	Block	Monaco	1" SC	2	555-091	-	-	570-004
1992-90	Block	Monaco	14.7mm	2	555-088	-	-	-
1992-90	Block	Monaco	57/64"	1	555-141	-	-	-
1992-90	Cylinder Head	Monaco	1-1/16"	6	555-142	-	-	-
1992-90	Cylinder Head	Monaco	1-27/64"	2	555-145	-	-	-
V6 - 3.0 (2972cc)								
1996-91	Engine Kit	Stealth	-	-	NA	-	-	-
1996-91	Block	Stealth	41.5mm	1	555-087	-	-	570-009
1996-91	Block	Stealth	1" SC	5	555-091	-	-	570-004
1996-91	Block	Stealth	35mm	2	555-093	565-093	-	570-007
1996-91	Block Pipe	Stealth	3/8" Pipe	3	090-130	-	-	-
1996-91	Block Pipe	Stealth	1/8" Pipe	1	090-128	-	-	-
1996-91	Block Pipe	Stealth	1/4" Pipe	2	090-122	-	-	-
1996-91	Cylinder Head (DOHC)	Stealth	1" SC	4	555-091	-	-	570-004
1996-91	Cylinder Head (SOHC)	Stealth	35mm	2	555-093	565-093	-	570-007
1996-91	Cylinder Head Pipe (DOHC)	Stealth	1/16" Pipe	4	090-073	-	-	-
1996-91	Cylinder Head Pipe (DOHC)	Stealth	1/8" Pipe	AR	090-117	-	-	-
1996-91	Cylinder Head Pipe (DOHC)	Stealth	22mm Pipe	4	090-131	-	-	-
1996-91	Cylinder Head Pipe (SOHC)	Stealth	1/16" Pipe	2	090-073	-	-	-
1996-91	Cylinder Head Pipe (SOHC)	Stealth	1/4" Pipe	2	090-123	-	-	-
V6 - 3.2 (3200cc)								
2001-98	Engine Kit	Intrepid	-	-	NA	-	-	-
2001-98	Block	Intrepid	1-41/64"	8	555-149	-	-	-

Expansion Plugs Applications (continued)



Make/ Engine/Years	Location	Description	Size	Qty	Dorman Steel	Dorman Brass	Dorman Copper	Dorman Rubber
DODGE (continued)								
V6 - 3.2 (3200cc) (continued)								
2001-98	Block (.065 OS)	Intrepid	1-11/16"	1	555-151	-	-	-
2001-98	Cylinder Head	Intrepid	1-1/4" SC	2	555-024	565-024	568-007	570-006
V6 - 3.3 (201 CID)								
2005-94	Engine Kit	-	-	-	NA	-	-	-
2005-94	Block	-	45/64"	1	555-082	-	-	-
2005-94	Block	-	1-41/64"	8	555-149	-	-	-
2005-94	Block (.065 OS)	-	1-11/16"	1	555-151	-	-	-
2005-94	Camshaft	-	2-9/32"	1	555-124	-	-	570-017
2005-94	Cylinder Head	-	1-1/4" SC	4	555-024	565-024	568-007	570-006
2005-94	Oil Gallery-Block	-	39/64"	5	555-067	-	-	-
2005-94	Oil Gallery-Block (OS)	-	5/8"	2	555-137	-	-	-
2005-94	Rocker Arm Shaft	-	39/64"	4	555-067	-	-	-
1993-90	Engine Kit	-	-	-	NA	-	-	-
1993-90	Block	-	1-41/64"	8	555-149	-	-	-
1993-90	Block	-	1-5/8"	8	555-030	565-030	568-010	570-009
1993-90	Block (.065 OS)	-	1-11/16"	1	555-151	-	-	-
1993-90	Camshaft	-	2-9/32"	1	555-124	-	-	570-017
1993-90	Cylinder Head	-	1-1/4" SC	4	555-024	565-024	568-007	570-006
1993-90	Oil Gallery-Block	-	39/64"	5	555-067	-	-	-
1993-90	Oil Gallery-Block (OS)	-	5/8"	2	555-137	-	-	-
1993-90	Rocker Arm Shaft	-	39/64"	4	555-067	-	-	-
V6 - 3.5 (215 CID)								
1997-93	Engine Kit	-	-	-	557-070	-	-	-
1997-93	Block	-	1-41/64"	8	555-149	-	-	-
1997-93	Block	-	39/64"	5	555-067	-	-	-
1997-93	Block	-	5/8"	8	555-137	-	-	-
1997-93	Cylinder Head	-	1-1/4" SC	2	555-024	565-024	568-007	570-006
1997-93	Rocker Arm Shaft	-	7/16" SC	4	555-003	-	-	-
V6 - 3.5 (215 CID) - G								
2005-99	Block	-	1-41/64"	AR	555-149	-	-	-
2005-99	Block (.065 OS)	-	1-11/16"	AR	555-151	-	-	-
2005-99	Cylinder Head	-	1-1/4" SC	4	555-024	565-024	568-007	570-006
2005-99	Oil Gallery-Block	-	39/64"	3	555-067	-	-	-
V6 - 3.8 (230 CID)								
2005-94	Engine Kit	-	-	-	NA	-	-	-
2005-94	Block	-	1-41/64"	8	555-149	-	-	-
2005-94	Block	-	45/64"	1	555-082	-	-	-
2005-94	Block (.065 OS)	-	1-11/16"	1	555-151	-	-	-
2005-94	Camshaft	-	2-9/32"	1	555-124	-	-	570-017
2005-94	Cylinder Head	-	1-1/4" SC	4	555-024	565-024	568-007	570-006
2005-94	Oil Gallery-Block	-	39/64"	5	555-067	-	-	-
2005-94	Oil Gallery-Block (OS)	-	5/8"	2	555-137	-	-	-
2005-94	Rocker Arm Shaft	-	39/64"	4	555-067	-	-	-
V8 - 5.2 (318 CID)								
1989-85	Engine Kit	-	-	-	557-014	567-014	-	-
1989-85	Block	-	1-5/8"	9	555-030	565-030	568-010	570-009
1989-85	Block	-	1-45/64"	AR	555-032	565-032	-	570-010
1989-85	Block	-	1-1/4" SC	1	555-024	565-024	568-007	570-006
1989-85	Block Pipe	-	1/2" Pipe	1	090-022	-	-	-
1989-85	Block-Drain Pipe	-	1/4" Pipe	2	090-026	-	-	-
1989-85	Camshaft	-	1-57/64"	1	555-123	-	-	570-011
1989-85	Camshaft	-	1-7/8"	1	550-027	-	-	570-012
1989-85	Cylinder Head	-	1-1/4" SC	4	555-024	565-024	568-007	570-006
1989-85	Intake Manifold Pipe	-	3/8" Pipe	AR	090-028	-	-	-
1989-85	Oil Gallery Pipe	-	1/2" Pipe	3	090-022	-	-	-
1989-85	Oil Gallery Pipe	-	1/4" Pipe	2	090-026	-	-	-
1989-85	Oil Gallery Pipe	-	3/8" Pipe	6	090-028	-	-	-
1989-85	Oil Pump Pipe	-	3/8" Pipe	1	090-028	-	-	-
1989-85	Rocker Arm Shaft	-	39/64"	4	555-067	-	-	-
1984-83	Engine Kit	-	-	-	557-014	567-014	-	-
1984-83	Block	-	1-1/4" SC	AR	555-024	565-024	568-007	570-006
1984-83	Block	-	1-45/64" SC	AR	555-033	565-033	-	570-010
1984-83	Block	-	1-5/8"	AR	555-030	565-030	568-010	570-009
1984-83	Block Pipe	-	1/2" Pipe	1	090-022	-	-	-
1984-83	Block-Drain Pipe	-	1/4" Pipe	2	090-026	-	-	-
1984-83	Camshaft	-	1-57/64"	1	555-123	-	-	570-011
1984-83	Camshaft	-	1-7/8"	1	550-027	-	-	570-012
1984-83	Cylinder Head	-	1-1/4" SC	AR	555-024	565-024	568-007	570-006
1984-83	Intake Manifold Pipe	-	3/8" Pipe	AR	090-028	-	-	-
1984-83	Oil Gallery Pipe	-	3/8" Pipe	6	090-028	-	-	-
1984-83	Oil Gallery Pipe	-	1/4" Pipe	2	090-026	-	-	-
1984-83	Oil Gallery Pipe	-	1/2" Pipe	3	090-022	-	-	-
1984-83	Oil Pump Pipe	-	3/8" Pipe	1	090-028	-	-	-
1984-83	Rocker Arm Shaft	-	39/64"	4	555-067	-	-	-
1982-80	Engine Kit	-	-	-	557-014	567-014	-	-
1982-80	Block	-	1-41/64"	AR	555-068	565-068	-	570-010
1982-80	Block	-	1-45/64" SC	AR	555-033	565-033	-	570-010
1982-80	Block Pipe	-	1/2" Pipe	1	090-022	-	-	-
1982-80	Block-Drain Pipe	-	1/4" Pipe	2	090-026	-	-	-
1982-80	Camshaft	-	1-57/64"	1	555-123	-	-	570-011
1982-80	Camshaft	-	1-7/8"	1	550-027	-	-	570-012

Expansion Plugs Applications (continued)



Make/ Engine/Years	Location	Description	Size	Qty	Dorman Steel	Dorman Brass	Dorman Copper	Dorman Rubber
DODGE (continued)								
V8 - 5.2 (318 CID) (continued)								
1982-80	Cylinder Head	-	1-21/64" SC	AR	555-072	565-072	-	570-007
1982-80	Intake Manifold Pipe	-	3/8" Pipe	AR	090-028	-	-	-
1982-80	Oil Gallery Pipe	-	1/2" Pipe	3	090-022	-	-	-
1982-80	Oil Gallery Pipe	-	1/4" Pipe	2	090-026	-	-	-
1982-80	Oil Gallery Pipe	-	3/8" Pipe	6	090-028	-	-	-
1982-80	Oil Pump Pipe	-	3/8" Pipe	1	090-028	-	-	-
1982-80	Rocker Arm Shaft	-	39/64"	4	555-067	-	-	-
1979-75	Engine Kit	-	-	-	557-014	567-014	-	-
1979-75	Block	-	1-21/64" SC	1	555-072	565-072	-	570-007
1979-75	Block	-	1-41/64"	AR	555-068	565-068	-	570-010
1979-75	Block	-	1-45/64" SC	AR	555-033	565-033	-	570-010
1979-75	Block Pipe	-	1/2" Pipe	1	090-022	-	-	-
1979-75	Block-Drain Pipe	-	1/4" Pipe	2	090-026	-	-	-
1979-75	Camshaft	-	9/16"	2	555-135	-	-	-
1979-75	Camshaft	-	1-57/64"	1	555-123	-	-	570-011
1979-75	Camshaft	-	1-7/8"	1	550-027	-	-	570-012
1979-75	Cylinder Head	-	1-21/64" SC	4	555-072	565-072	-	570-007
1979-75	Intake Manifold Pipe	-	3/8" Pipe	AR	090-028	-	-	-
1979-75	Oil Gallery Pipe	-	1/2" Pipe	3	090-022	-	-	-
1979-75	Oil Gallery Pipe	-	1/4" Pipe	2	090-026	-	-	-
1979-75	Oil Gallery Pipe	-	3/8" Pipe	6	090-028	-	-	-
1979-75	Oil Gallery-Block	-	9/16"	2	555-008	565-008	-	-
1979-75	Oil Pump Pipe	-	3/8" Pipe	1	090-028	-	-	-
1979-75	Rocker Arm Shaft	-	39/64"	4	555-067	-	-	-
1974	Engine Kit	-	-	-	557-014	567-014	-	-
1974	Block	-	1-1/4" SC	1	555-024	565-024	568-007	570-006
1974	Block	-	1-41/64"	AR	555-068	565-068	-	570-010
1974	Block	-	1-45/64" SC	AR	555-033	565-033	-	570-010
1974	Block Pipe	-	1/2" Pipe	1	090-022	-	-	-
1974	Block-Drain Pipe	-	1/4" Pipe	2	090-026	-	-	-
1974	Camshaft	-	1-7/8"	1	550-027	-	-	570-012
1974	Camshaft	-	9/16"	2	555-135	-	-	-
1974	Camshaft	-	1-57/64"	1	555-123	-	-	570-011
1974	Cylinder Head	-	1-1/4" SC	4	555-024	565-024	568-007	570-006
1974	Intake Manifold Pipe	-	3/8" Pipe	AR	090-028	-	-	-
1974	Oil Gallery Pipe	-	1/2" Pipe	3	090-022	-	-	-
1974	Oil Gallery Pipe	-	1/4" Pipe	2	090-026	-	-	-
1974	Oil Gallery Pipe	-	3/8" Pipe	6	090-028	-	-	-
1974	Oil Gallery-Block	-	9/16"	2	555-008	565-008	-	-
1974	Oil Pump Pipe	-	3/8" Pipe	1	090-028	-	-	-
1974	Rocker Arm Shaft	-	39/64"	4	555-067	-	-	-
1973	Engine Kit	-	-	-	557-014	567-014	-	-
1973	Block	-	1-45/64" SC	AR	555-033	565-033	-	570-010
1973	Block	-	1-41/64"	AR	555-068	565-068	-	570-010
1973	Block	-	1-21/64" SC	1	555-072	565-072	-	570-007
1973	Block Pipe	-	1/2" Pipe	1	090-022	-	-	-
1973	Block-Drain Pipe	-	1/4" Pipe	2	090-026	-	-	-
1973	Camshaft	-	1-57/64"	1	555-123	-	-	570-011
1973	Camshaft	-	1-7/8"	1	550-027	-	-	570-012
1973	Cylinder Head	-	1-1/4" SC	4	555-024	565-024	568-007	570-006
1973	Intake Manifold Pipe	-	3/8" Pipe	AR	090-028	-	-	-
1973	Oil Gallery Pipe	-	1/2" Pipe	3	090-022	-	-	-
1973	Oil Gallery Pipe	-	1/4" Pipe	2	090-026	-	-	-
1973	Oil Gallery Pipe	-	3/8" Pipe	6	090-028	-	-	-
1973	Oil Gallery-Block	-	9/16"	2	555-008	565-008	-	-
1973	Oil Pump Pipe	-	3/8" Pipe	1	090-028	-	-	-
1973	Rocker Arm Shaft	-	39/64"	4	555-067	-	-	-
1972-71	Engine Kit	-	-	-	557-014	567-014	-	-
1972-71	Block	-	1-1/4" SC	1	555-024	565-024	568-007	570-006
1972-71	Block	-	1-41/64"	AR	555-068	565-068	-	570-010
1972-71	Block	-	1-45/64" SC	AR	555-033	565-033	-	570-010
1972-71	Block Pipe	-	1/2" Pipe	1	090-022	-	-	-
1972-71	Block-Drain Pipe	-	1/4" Pipe	2	090-026	-	-	-
1972-71	Camshaft	-	1-57/64"	1	555-123	-	-	570-011
1972-71	Camshaft	-	1-7/8"	1	550-027	-	-	570-012
1972-71	Cylinder Head	-	1-1/4" SC	4	555-024	565-024	568-007	570-006
1972-71	Intake Manifold Pipe	-	3/8" Pipe	AR	090-028	-	-	-
1972-71	Oil Gallery Pipe	-	1/2" Pipe	3	090-022	-	-	-
1972-71	Oil Gallery Pipe	-	1/4" Pipe	2	090-026	-	-	-
1972-71	Oil Gallery Pipe	-	3/8" Pipe	6	090-028	-	-	-
1972-71	Oil Gallery-Block	-	9/16"	2	555-008	565-008	-	-
1972-71	Oil Pump Pipe	-	3/8" Pipe	1	090-028	-	-	-
1972-71	Rocker Arm Shaft	-	39/64"	4	555-067	-	-	-
1970-67	Engine Kit	-	-	-	557-014	567-014	-	-
1970-67	Block	-	1-1/4" SC	1	555-024	565-024	568-007	570-006
1970-67	Block	-	1-41/64"	AR	555-068	565-068	-	570-010
1970-67	Block	-	1-45/64" SC	AR	555-033	565-033	-	570-010
1970-67	Block Pipe	-	1/2" Pipe	1	090-022	-	-	-
1970-67	Block-Drain Pipe	-	1/4" Pipe	2	090-026	-	-	-
1970-67	Camshaft	-	1-7/8"	1	550-027	-	-	570-012
1970-67	Camshaft	-	1-57/64"	1	555-123	-	-	570-011

Expansion Plugs Applications (continued)



Make/ Engine/Years	Location	Description	Size	Qty	Dorman Steel	Dorman Brass	Dorman Copper	Dorman Rubber
DODGE (continued)								
V8 - 5.2 (318 CID) (continued)								
1970-67	Cylinder Head	-	1-1/4" SC	4	555-024	565-024	568-007	570-006
1970-67	Intake Manifold Pipe	-	3/8" Pipe	AR	090-028	-	-	-
1970-67	Oil Gallery Pipe	-	1/2" Pipe	3	090-022	-	-	-
1970-67	Oil Gallery Pipe	-	1/4" Pipe	2	090-026	-	-	-
1970-67	Oil Gallery Pipe	-	3/8" Pipe	6	090-028	-	-	-
1970-67	Oil Pump Pipe	-	3/8" Pipe	1	090-028	-	-	-
1970-67	Rocker Arm Shaft	-	39/64"	4	555-067	-	-	-
V8 - 5.6 (340 CID)								
1973	Engine Kit	-	-	-	557-014	567-014	-	-
1973	Block	-	1-21/64" SC	1	555-072	565-072	-	570-007
1973	Block	-	1-41/64"	AR	555-068	565-068	-	570-010
1973	Block	-	1-45/64" SC	AR	555-033	565-033	-	570-010
1973	Block Pipe	-	1/2" Pipe	1	090-022	-	-	-
1973	Block-Drain Pipe	-	1/4" Pipe	2	090-026	-	-	-
1973	Camshaft	-	1-7/8"	1	550-027	-	-	570-012
1973	Camshaft	-	1-57/64"	1	555-123	-	-	570-011
1973	Cylinder Head	-	1-1/4" SC	4	555-024	565-024	568-007	570-006
1973	Intake Manifold Pipe	-	3/8" Pipe	AR	090-028	-	-	-
1973	Oil Gallery Pipe	-	1/2" Pipe	3	090-022	-	-	-
1973	Oil Gallery Pipe	-	1/4" Pipe	2	090-026	-	-	-
1973	Oil Gallery Pipe	-	3/8" Pipe	6	090-028	-	-	-
1973	Oil Gallery-Block	-	9/16"	2	555-008	565-008	-	-
1973	Oil Pump Pipe	-	3/8" Pipe	1	090-028	-	-	-
1973	Rocker Arm Shaft	-	39/64"	4	555-067	-	-	-
1972-71	Engine Kit	-	-	-	557-014	567-014	-	-
1972-71	Block	-	1-41/64"	AR	555-068	565-068	-	570-010
1972-71	Block	-	1-45/64" SC	AR	555-033	565-033	-	570-010
1972-71	Block	-	1-1/4" SC	1	555-024	565-024	568-007	570-006
1972-71	Block Pipe	-	1/2" Pipe	1	090-022	-	-	-
1972-71	Block-Drain Pipe	-	1/4" Pipe	2	090-026	-	-	-
1972-71	Camshaft	-	1-57/64"	1	555-123	-	-	570-011
1972-71	Camshaft	-	1-7/8"	1	550-027	-	-	570-012
1972-71	Cylinder Head	-	1-1/4" SC	4	555-024	565-024	568-007	570-006
1972-71	Intake Manifold Pipe	-	3/8" Pipe	AR	090-028	-	-	-
1972-71	Oil Gallery Pipe	-	1/2" Pipe	3	090-022	-	-	-
1972-71	Oil Gallery Pipe	-	1/4" Pipe	2	090-026	-	-	-
1972-71	Oil Gallery Pipe	-	3/8" Pipe	6	090-028	-	-	-
1972-71	Oil Gallery-Block	-	9/16"	2	555-008	565-008	-	-
1972-71	Oil Pump Pipe	-	3/8" Pipe	1	090-028	-	-	-
1972-71	Rocker Arm Shaft	-	39/64"	4	555-067	-	-	-
1970	Engine Kit	-	-	-	557-014	567-014	-	-
1970	Block	-	1-1/4" SC	1	555-024	565-024	568-007	570-006
1970	Block	-	1-41/64"	AR	555-068	565-068	-	570-010
1970	Block	-	1-45/64" SC	AR	555-033	565-033	-	570-010
1970	Block Pipe	-	1/2" Pipe	1	090-022	-	-	-
1970	Block-Drain Pipe	-	1/4" Pipe	2	090-026	-	-	-
1970	Camshaft	-	1-57/64"	1	555-123	-	-	570-011
1970	Camshaft	-	1-7/8"	1	550-027	-	-	570-012
1970	Cylinder Head	-	1-1/4" SC	4	555-024	565-024	568-007	570-006
1970	Intake Manifold Pipe	-	3/8" Pipe	AR	090-028	-	-	-
1970	Oil Gallery Pipe	-	1/2" Pipe	3	090-022	-	-	-
1970	Oil Gallery Pipe	-	1/4" Pipe	2	090-026	-	-	-
1970	Oil Gallery Pipe	-	3/8" Pipe	6	090-028	-	-	-
1970	Oil Gallery-Block	-	9/16"	2	555-008	565-008	-	-
1970	Oil Pump Pipe	-	3/8" Pipe	1	090-028	-	-	-
1970	Rocker Arm Shaft	-	39/64"	4	555-067	-	-	-
V8 - 5.9 (360 CID)								
1980	Engine Kit	-	-	-	557-014	567-014	-	-
1980	Block	-	1-21/64" SC	1	555-072	565-072	-	570-007
1980	Block	-	1-41/64"	9	555-068	565-068	-	570-010
1980	Block	-	1-45/64" SC	AR	555-033	565-033	-	570-010
1980	Block Pipe	-	1/2" Pipe	1	090-022	-	-	-
1980	Block-Drain Pipe	-	1/4" Pipe	2	090-026	-	-	-
1980	Camshaft	-	1-57/64"	1	555-123	-	-	570-011
1980	Camshaft	-	1-7/8"	1	550-027	-	-	570-012
1980	Cylinder Head	-	1-21/64" SC	4	555-072	565-072	-	570-007
1980	Intake Manifold Pipe	-	3/8" Pipe	AR	090-028	-	-	-
1980	Oil Gallery Pipe	-	1/2" Pipe	3	090-022	-	-	-
1980	Oil Gallery Pipe	-	3/8" Pipe	6	090-028	-	-	-
1980	Oil Gallery Pipe	-	1/4" Pipe	2	090-026	-	-	-
1980	Oil Pump Pipe	-	3/8" Pipe	1	090-028	-	-	-
1980	Rocker Arm Shaft	-	39/64"	4	555-067	-	-	-
1979-75	Engine Kit	-	-	-	557-014	567-014	-	-
1979-75	Block	-	1-21/64" SC	1	555-072	565-072	-	570-007
1979-75	Block	-	1-41/64"	AR	555-068	565-068	-	570-010
1979-75	Block	-	1-45/64" SC	AR	555-033	565-033	-	570-010
1979-75	Block Pipe	-	1/2" Pipe	1	090-022	-	-	-
1979-75	Block-Drain Pipe	-	1/4" Pipe	2	090-026	-	-	-
1979-75	Camshaft	-	1-57/64"	1	555-123	-	-	570-011
1979-75	Camshaft	-	9/16"	2	555-135	-	-	-
1979-75	Cylinder Head	-	1-21/64" SC	4	555-072	565-072	-	570-007
1979-75	Intake Manifold Pipe	-	3/8" Pipe	AR	090-028	-	-	-

Expansion Plugs Applications (continued)



Make/ Engine/Years	Location	Description	Size	Qty	Dorman Steel	Dorman Brass	Dorman Copper	Dorman Rubber
DODGE (continued)								
V8 - 5.9 (360 CID) (continued)								
1979-75	Oil Gallery Pipe	-	1/4" Pipe	2	090-026	-	-	-
1979-75	Oil Gallery Pipe	-	3/8" Pipe	6	090-028	-	-	-
1979-75	Oil Gallery Pipe	-	1/2" Pipe	3	090-022	-	-	-
1979-75	Oil Gallery-Block	-	9/16"	2	555-008	565-008	-	-
1979-75	Oil Pump Pipe	-	3/8" Pipe	1	090-028	-	-	-
1979-75	Rocker Arm Shaft	-	39/64"	4	555-067	-	-	-
1974-71	Engine Kit	-	-	-	557-014	567-014	-	-
1974-71	Block	-	1-1/4" SC	1	555-024	565-024	568-007	570-006
1974-71	Block	-	1-41/64"	AR	555-068	565-068	-	570-010
1974-71	Block	-	1-45/64" SC	AR	555-033	565-033	-	570-010
1974-71	Block Pipe	-	1/2" Pipe	1	090-022	-	-	-
1974-71	Block-Drain Pipe	-	1/4" Pipe	2	090-026	-	-	-
1974-71	Camshaft	-	1-7/8"	1	550-027	-	-	570-012
1974-71	Camshaft	-	9/16"	2	555-135	-	-	-
1974-71	Cylinder Head	-	1-1/4" SC	4	555-024	565-024	568-007	570-006
1974-71	Intake Manifold Pipe	-	3/8" Pipe	AR	090-028	-	-	-
1974-71	Oil Gallery Pipe	-	1/2" Pipe	3	090-022	-	-	-
1974-71	Oil Gallery Pipe	-	1/4" Pipe	2	090-026	-	-	-
1974-71	Oil Gallery Pipe	-	3/8" Pipe	6	090-028	-	-	-
1974-71	Oil Gallery-Block	-	9/16"	2	555-008	565-008	-	-
1974-71	Oil Pump Pipe	-	3/8" Pipe	1	090-028	-	-	-
1974-71	Rocker Arm Shaft	-	39/64"	4	555-067	-	-	-
V8 - 6.3 (383 CID)								
1971-59	Engine Kit	-	-	-	557-015	567-015	-	-
1971-59	Block	-	1-41/64"	6	555-068	565-068	-	570-010
1971-59	Block (.065 OS)	-	1-45/64" SC	AR	555-033	565-033	-	570-010
1971-59	Camshaft	-	2-9/64"	1	555-065	-	-	570-016
1971-59	Cylinder Head	-	1-1/4" SC	4	555-024	565-024	568-007	570-006
1971-59	Cylinder Head	-	1-21/64" SC	AR	555-072	565-072	-	570-007
1971-59	Cylinder Head	-	1" SC	AR	555-018	565-018	-	570-005
1971-59	Oil Gallery Pipe	-	3/8" Pipe	8	090-028	-	-	-
1971-59	Rocker Arm Shaft	-	39/64"	4	555-067	-	-	-
V8 - 6.6 (400 CID)								
1978-73	Engine Kit	-	-	-	557-015	567-015	-	-
1978-73	Block	-	1-41/64"	6	555-068	565-068	-	570-010
1978-73	Block (.065 OS)	-	1-45/64" SC	AR	555-033	565-033	-	570-010
1978-73	Camshaft	-	2-9/64"	1	555-065	-	-	570-016
1978-73	Cylinder Head	-	1" SC	AR	555-018	565-018	-	570-005
1978-73	Cylinder Head	-	1-21/64" SC	AR	555-072	565-072	-	570-007
1978-73	Oil Gallery Pipe	-	3/8" Pipe	8	090-028	-	-	-
1978-73	Rocker Arm Shaft	-	39/64"	4	555-067	-	-	-
1972	Engine Kit	-	-	-	557-015	567-015	-	-
1972	Block	-	1-41/64"	6	555-068	565-068	-	570-010
1972	Block (.065 OS)	-	1-45/64" SC	AR	555-033	565-033	-	570-010
1972	Camshaft	-	2-9/64"	1	555-065	-	-	570-016
1972	Cylinder Head	-	1" SC	AR	555-018	565-018	-	570-005
1972	Cylinder Head	-	1-1/4" SC	4	555-024	565-024	568-007	570-006
1972	Cylinder Head	-	1-21/64" SC	AR	555-072	565-072	-	570-007
1972	Oil Gallery Pipe	-	3/8" Pipe	8	090-028	-	-	-
1972	Rocker Arm Shaft	-	39/64"	4	555-067	-	-	-
V8 - 7.0 (426 CID)								
1971-69	Engine Kit	-	-	-	557-015	567-015	-	-
1971-69	Block	-	1-41/64"	6	555-068	565-068	-	570-010
1971-69	Block (.065 OS)	-	1-45/64" SC	AR	555-033	565-033	-	570-010
1971-69	Camshaft	-	2-9/64"	1	555-065	-	-	570-016
1971-69	Cylinder Head	-	1-1/4" SC	4	555-024	565-024	568-007	570-006
1971-69	Cylinder Head	-	1-21/64" SC	AR	555-072	565-072	-	570-007
1971-69	Cylinder Head	-	1" SC	AR	555-018	565-018	-	570-005
1971-69	Oil Gallery Pipe	-	3/8" Pipe	8	090-028	-	-	-
1971-69	Rocker Arm Shaft	-	39/64"	4	555-067	-	-	-
V8 - 7.2 (440 CID)								
1978-69	Engine Kit	-	-	-	557-015	567-015	-	-
1978-69	Block	-	1-41/64"	6	555-068	565-068	-	570-010
1978-69	Block (.065 OS)	-	1-45/64" SC	AR	555-033	565-033	-	570-010
1978-69	Camshaft	-	2-9/64"	1	555-065	-	-	570-016
1978-69	Cylinder Head	-	1" SC	AR	555-018	565-018	-	570-005
1978-69	Cylinder Head	-	1-21/64" SC	AR	555-072	565-072	-	570-007
1978-69	Oil Gallery Pipe	-	3/8" Pipe	8	090-028	-	-	-
1978-69	Rocker Arm Shaft	-	39/64"	4	555-067	-	-	-
DODGE & PLYMOUTH TRUCK								
L4 - 2.0 (122 CID)								
1989-83	Engine Kit	-	-	-	557-076	567-076	-	-
1989-83	Block	-	35mm	9	555-093	565-093	-	570-007
1989-83	Block	-	40.8mm	9	555-095	565-095	-	570-009
1989-83	Block Pipe	-	1/16" Pipe	2	090-120	-	-	-
1989-83	Block Pipe	-	3/8" Pipe	1	090-130	-	-	-
1989-83	Cylinder Head	-	40.8mm	1	555-095	565-095	-	570-009
1989-83	Cylinder Head Pipe	-	1/16" Pipe	1	090-073	-	-	-
1989-83	Cylinder Head Pipe	-	1/4" Pipe	1	090-123	-	-	-
1979	Engine Kit	-	-	-	557-047	-	-	-
1979	Block	-	40.8mm	3	555-095	565-095	-	570-009

Expansion Plugs Applications (continued)



Make/ Engine/Years	Location	Description	Size	Qty	Dorman Steel	Dorman Brass	Dorman Copper	Dorman Rubber
DODGE & PLYMOUTH TRUCK (continued)								
L4 - 2.0 (122 CID) (continued)								
1979	Block	-	50mm	3	555-094	-	-	570-012
1979	Block Pipe	-	1/16" Pipe	2	090-120	-	-	-
1979	Block Pipe	-	3/8" Pipe	1	090-130	-	-	-
1979	Cylinder Head	-	40.8mm	3	555-095	565-095	-	570-009
1979	Cylinder Head	-	50mm	3	555-094	-	-	570-012
1979	Cylinder Head	-	28mm	4	555-117	-	-	570-005
1979	Cylinder Head Pipe	-	1/16" Pipe	1	090-073	-	-	-
1979	Cylinder Head Pipe	-	1/4" Pipe	1	090-123	-	-	-
L4 - 2.2 (135 CID)								
1988-87	Engine Kit	-	-	-	557-056	-	-	-
1988-87	Block	-	1-5/8"	5	555-030	565-030	568-010	570-009
1988-87	Block (.065 OS)	-	1-45/64"	1	555-032	565-032	-	570-010
1988-87	Block-Drain Pipe	-	1/4" Pipe	1	090-026	-	-	-
1988-87	Cylinder Head	-	1-1/4" SC	2	555-024	565-024	568-007	570-006
1988-87	Cylinder Head (.065 OS)	-	1-21/64" SC	2	555-072	565-072	-	570-007
1988-87	Cylinder Head Pipe	-	3/8" Pipe	AR	090-028	-	-	-
1988-87	Oil Gallery-Block	-	39/64"	2	555-067	-	-	-
1988-87	Oil Gallery-Block (.065 OS)	-	45/64"	2	555-082	-	-	-
1988-87	Oil Gallery-Head	-	39/64"	2	555-067	-	-	-
1988-87	Oil Gallery-Head (.065 OS)	-	45/64"	2	555-082	-	-	-
L4 - 2.3 (143 CID)								
1985-83	Engine Kit	Diesel	-	-	NA	-	-	-
1985-83	Block	Diesel	40.8mm	4	555-095	565-095	-	570-009
1985-83	Block Pipe	Diesel	1/4" Pipe	1	090-122	-	-	-
1985-83	Block Pipe	Diesel	1/8" Pipe	1	090-117	-	-	-
1985-83	Block Pipe	Diesel	1/8" Pipe	1	090-128	-	-	-
1985-83	Block Pipe	Diesel	3/8" Pipe	1	090-130	-	-	-
1985-83	Cylinder Head	Diesel	40.8mm	1	555-095	565-095	-	570-009
1985-83	Cylinder Head Pipe	Diesel	1/4" Pipe	1	090-124	-	-	-
1985-83	Cylinder Head Pipe	Diesel	1/8" Pipe	1	090-117	-	-	-
1985-83	Cylinder Head Pipe	Diesel	1/16" Pipe	1	090-073	-	-	-
L4 - 2.4 (143 CID)								
1993-90	Engine Kit	-	-	-	557-075	567-075	-	-
1993-90	Block	-	35mm	9	555-093	565-093	-	570-007
1993-90	Block Pipe	-	1/16" Pipe	2	090-120	-	-	-
1993-90	Block Pipe	-	3/8" Pipe	1	090-130	-	-	-
1993-90	Cylinder Head	-	40.8mm	1	555-095	565-095	-	570-009
1993-90	Cylinder Head Pipe	-	1/4" Pipe	1	090-123	-	-	-
L4 - 2.5 (153 CID)								
2002-96	Engine Kit	-	-	-	NA	-	-	-
2002-96	Block	-	1-49/64"	3	555-152	-	-	-
2002-96	Block	-	2-9/64" SC	1	555-076	-	-	570-016
2002-96	Cylinder Head	-	2"	1	555-069	565-069	568-012	570-012
2002-96	Cylinder Head	-	7/8"	4	555-014	565-014	-	570-004
1995-94	Engine Kit	-	-	-	NA	-	-	-
1995-94	Block	-	1-41/64"	5	555-149	-	-	-
1995-94	Block (.065 OS)	-	1-11/16"	1	555-151	-	-	-
1995-94	Cylinder Head	-	1-1/4" SC	2	555-024	565-024	568-007	570-006
1995-94	Oil Gallery-Block	-	39/64"	2	555-067	-	-	-
1995-94	Oil Gallery-Block (.065 OS)	-	45/64"	2	555-082	-	-	-
1995-94	Oil Gallery-Head	-	39/64"	2	555-067	-	-	-
1995-94	Oil Gallery-Head (.065 OS)	-	45/64"	2	555-082	-	-	-
1993-90	Engine Kit	-	-	-	557-056	-	-	-
1993-90	Block	-	1-5/8"	5	555-030	565-030	568-010	570-009
1993-90	Block (.065 OS)	-	1-11/16"	1	555-151	-	-	-
1993-90	Block-Drain Pipe	-	1/4" Pipe	1	090-026	-	-	-
1993-90	Cylinder Head	-	1-1/4" SC	2	555-024	565-024	568-007	570-006
1993-90	Cylinder Head (.065 OS)	-	1-21/64" SC	AR	555-072	565-072	-	570-007
1993-90	Cylinder Head Pipe	-	3/8" Pipe	AR	090-028	-	-	-
1993-90	Oil Gallery-Block	-	39/64"	2	555-067	-	-	-
1993-90	Oil Gallery-Block (.065 OS)	-	45/64"	2	555-082	-	-	-
1993-90	Oil Gallery-Head	-	39/64"	2	555-067	-	-	-
1993-90	Oil Gallery-Head (.065 OS)	-	45/64"	2	555-082	-	-	-
1989	Engine Kit	-	-	-	557-056	-	-	-
1989	Block	-	1-5/8"	5	555-030	565-030	568-010	570-009
1989	Block (.065 OS)	-	1-45/64"	1	555-032	565-032	-	570-010
1989	Block-Drain Pipe	-	1/4" Pipe	1	090-026	-	-	-
1989	Cylinder Head	-	1-1/4" SC	2	555-024	565-024	568-007	570-006
1989	Cylinder Head (.065 OS)	-	1-21/64" SC	AR	555-072	565-072	-	570-007
1989	Cylinder Head Pipe	-	3/8" Pipe	AR	090-028	-	-	-
1989	Oil Gallery-Block	-	39/64"	2	555-067	-	-	-
1989	Oil Gallery-Block (.065 OS)	-	45/64"	2	555-082	-	-	-
1989	Oil Gallery-Head	-	39/64"	2	555-067	-	-	-
1989	Oil Gallery-Head (.065 OS)	-	45/64"	2	555-082	-	-	-
L4 - 2.6 (156 CID)								
1989-87	Engine Kit	-	-	-	NA	-	-	-
1989-87	Block	-	27/32"	1	555-189	-	-	-
1989-87	Block	-	28mm	4	555-117	-	-	570-005
1989-87	Block	-	40.8mm	3	555-095	565-095	-	570-009
1989-87	Block	-	50mm	3	555-094	-	-	570-012
1989-87	Block Pipe	-	1/4" Pipe	1	090-122	-	-	-

Expansion Plugs Applications (continued)



Make/ Engine/Years	Location	Description	Size	Qty	Dorman Steel	Dorman Brass	Dorman Copper	Dorman Rubber
DODGE & PLYMOUTH TRUCK (continued)								
L4 - 2.6 (156 CID) (continued)								
1989-87	Block Pipe	-	1/8" Pipe	1	090-117	-	-	-
1989-87	Block Pipe	-	3/8" Pipe	1	090-130	-	-	-
1989-87	Cylinder Head	-	40.8mm	1	555-095	565-095	-	570-009
1989-87	Cylinder Head Pipe	-	1/16" Pipe	1	090-073	-	-	-
1989-87	Cylinder Head Pipe	-	1/4" Pipe	1	090-123	-	-	-
1986-79	Engine Kit	-	-	-	557-049	-	-	-
1986-79	Block	-	27/32"	1	555-189	-	-	-
1986-79	Block	-	28mm	4	555-117	-	-	570-005
1986-79	Block	-	40.8mm	3	555-095	565-095	-	570-009
1986-79	Block	-	50mm	3	555-094	-	-	570-012
1986-79	Block Pipe	-	1/4" Pipe	1	090-075	-	-	-
1986-79	Cylinder Head	-	40.8mm	1	555-095	565-095	-	570-009
1986-79	Cylinder Head Pipe	-	1/16" Pipe	1	090-073	-	-	-
1986-79	Cylinder Head Pipe	-	1/4" Pipe	1	090-075	-	-	-
1986-79	Oil Gallery Pipe	-	1/8" Pipe	1	090-074	-	-	-
1986-79	Oil Gallery Pipe	-	3/8" Pipe	1	090-028	-	-	-
L6 - 3.2 (198 CID)								
1971-70	Engine Kit	-	-	-	557-015	567-015	-	-
1971-70	Block	-	1-41/64"	5	555-068	565-068	-	570-010
1971-70	Block (.065 OS)	-	1-45/64" SC	AR	555-033	565-033	-	570-010
1971-70	Camshaft	-	2-9/64"	1	555-065	-	-	570-016
1971-70	Oil Gallery Pipe	-	3/8" Pipe	2	090-028	-	-	-
1971-70	Rocker Arm Shaft	-	39/64"	4	555-067	-	-	-
L6 - 3.7 (225 CID)								
1987-82	Engine Kit	-	-	-	557-015	567-015	-	-
1987-82	Block	-	1-5/8"	5	555-030	565-030	568-010	570-009
1987-82	Camshaft	-	2-9/64"	1	555-065	-	-	570-016
1987-82	Cylinder Head	-	39/64"	2	555-067	-	-	-
1987-82	Oil Gallery Pipe	-	3/8" Pipe	2	090-028	-	-	-
1987-82	Rocker Arm Shaft	-	39/64"	4	555-067	-	-	-
1981-78	Engine Kit	-	-	-	557-015	567-015	-	-
1981-78	Block	-	1-41/64"	5	555-068	565-068	-	570-010
1981-78	Camshaft	-	2-9/64"	1	555-065	-	-	570-016
1981-78	Oil Gallery Pipe	-	3/8" Pipe	2	090-028	-	-	-
1981-78	Rocker Arm Shaft	-	39/64"	4	555-067	-	-	-
1977-63	Engine Kit	-	-	-	557-015	567-015	-	-
1977-63	Block	-	1-41/64"	5	555-068	565-068	-	570-010
1977-63	Block (.065 OS)	-	1-45/64" SC	AR	555-033	565-033	-	570-010
1977-63	Camshaft	-	2-9/64"	1	555-065	-	-	570-016
1977-63	Oil Gallery Pipe	-	3/8" Pipe	2	090-028	-	-	-
1977-63	Rocker Arm Shaft	-	39/64"	4	555-067	-	-	-
L6 - 5.9 (360 CID)								
2005-97	Block	Diesel	2-9/32"	5	555-160	-	-	-
2005-97	Block	Diesel	3/8"	6	555-115	-	-	-
2005-97	Block	Diesel	1-1/4" SC	2	555-024	565-024	568-007	570-006
2005-97	Block	Diesel	1" SC	4	555-018	565-018	-	570-005
2005-97	Block	Diesel	45/64"	3	555-082	-	-	-
2005-97	Block	Diesel	1-47/64"	2	550-042	-	-	-
2005-97	Cylinder Head	Diesel	1" SC	14	555-018	565-018	-	570-005
2005-97	Cylinder Head	Diesel	3/8"	7	555-115	-	-	-
2005-97	Cylinder Head	Diesel	51/64"	5	555-140	-	-	-
1996-88	Engine Kit	Diesel	-	-	NA	-	-	-
1996-88	Block	Diesel	45/64"	3	555-082	-	-	-
1996-88	Block	Diesel	7/8"	1	555-014	565-014	-	570-004
1996-88	Block	Diesel	3/8"	2	555-115	-	-	-
1996-88	Block	Diesel	1-31/32" SC	1	555-042	-	-	570-012
1996-88	Block	Diesel	1-1/4" SC	1	555-024	565-024	568-007	570-006
1996-88	Block	Diesel	1" SC	4	555-018	565-018	-	570-005
1996-88	Block	Diesel	2-9/32"	6	555-160	-	-	-
1996-88	Block Pipe	Diesel	1/2" Pipe	1	090-092	-	-	-
1996-88	Block Pipe	Diesel	1/8" Pipe	2	090-070	-	-	-
1996-88	Cylinder Head	Diesel	5/16"	12	555-133	-	-	-
1996-88	Cylinder Head	Diesel	51/64"	5	555-140	-	-	-
1996-88	Cylinder Head	Diesel	1" SC	5	555-018	565-018	-	570-005
1996-88	Cylinder Head Pipe	Diesel	1/8" Pipe	2	090-046	-	-	-
1996-88	Cylinder Head Pipe	Diesel	1/8" Pipe	2	090-070	-	-	-
1996-88	Cylinder Head Pipe	Diesel	3/4" Pipe	1	090-129	-	-	-
1996-88	Cylinder Head Pipe	Diesel	1/2" Pipe	5	090-092	-	-	-
V10 - 8.0 (488 CID)								
2003-94	Engine Kit	-	-	-	NA	-	-	-
2003-94	Block	-	1" SC	AR	555-018	565-018	-	570-005
2003-94	Block	-	1-41/64"	AR	555-149	-	-	-
2003-94	Block Pipe	-	1/8" Pipe	1	090-125	-	-	-
2003-94	Cylinder Head	-	1-1/4" SC	1	555-024	565-024	568-007	570-006
2003-94	Cylinder Head	-	1" SC	2	555-018	565-018	-	570-005
2003-94	Intake Manifold	-	1-33/64"	4	555-147	-	-	-
V6 - 3.0 (2972cc)								
1991-89	Engine Kit	Raider, Ram 50 Pickup	-	-	NA	-	-	-
1991-89	Block	Raider, Ram 50 Pickup	1" SC	5	555-091	-	-	570-004
1991-89	Block	Raider, Ram 50 Pickup	35mm	2	555-093	565-093	-	570-007
1991-89	Block	Raider, Ram 50 Pickup	41.5mm	1	555-087	-	-	570-009

Expansion Plugs Applications (continued)



Make/ Engine/Years	Location	Description	Size	Qty	Dorman Steel	Dorman Brass	Dorman Copper	Dorman Rubber
DODGE & PLYMOUTH TRUCK (continued)								
V6 - 3.0 (2972cc) (continued)								
1991-89	Block Pipe	Raider, Ram 50 Pickup	1/4" Pipe	2	090-122	-	-	-
1991-89	Block Pipe	Raider, Ram 50 Pickup	1/8" Pipe	1	090-128	-	-	-
1991-89	Block Pipe	Raider, Ram 50 Pickup	3/8" Pipe	3	090-130	-	-	-
1991-89	Cylinder Head	Raider, Ram 50 Pickup	35mm	2	555-093	565-093	-	570-007
1991-89	Cylinder Head Pipe	Raider, Ram 50 Pickup	1/4" Pipe	2	090-123	-	-	-
1991-89	Cylinder Head Pipe	Raider, Ram 50 Pickup	1/16" Pipe	2	090-073	-	-	-
V6 - 3.9 (239 CID)								
2003-94	Engine Kit	-	-	-	557-116	567-116	-	-
2003-94	Block	-	1-41/64"	AR	555-149	-	-	-
2003-94	Block	-	1-1/4" SC	1	555-024	565-024	568-007	570-006
2003-94	Block (.065 OS)	-	1-11/16"	AR	555-151	-	-	-
2003-94	Cylinder Head	-	1-1/4" SC	4	555-024	565-024	568-007	570-006
1993-90	Engine Kit	-	-	-	557-116	567-116	-	-
1993-90	Block	-	1-1/4" SC	1	555-024	565-024	568-007	570-006
1993-90	Block	-	1-5/8"	7	555-030	565-030	568-010	570-009
1993-90	Block (.065 OS)	-	1-11/16"	AR	555-151	-	-	-
1993-90	Cylinder Head	-	1-1/4" SC	4	555-024	565-024	568-007	570-006
1989-87	Engine Kit	-	-	-	557-116	567-116	-	-
1989-87	Block	-	1-5/8"	7	555-030	565-030	568-010	570-009
1989-87	Block (.065 OS)	-	1-45/64"	AR	555-032	565-032	-	570-010
1989-87	Cylinder Head	-	1-1/4" SC	4	555-024	565-024	568-007	570-006
V8 - 4.2 (255 CID)								
1975	Engine Kit	-	-	-	557-015	567-015	-	-
1975	Block	-	1-41/64"	1	555-068	565-068	-	570-010
1975	Block (.065 OS)	-	1-45/64" SC	1	555-033	565-033	-	570-010
1975	Camshaft	-	2-9/64"	1	555-065	-	-	570-016
1975	Oil Gallery Pipe	-	3/8" Pipe	2	090-028	-	-	-
1975	Rocker Arm Shaft	-	39/64"	4	555-067	-	-	-
V8 - 4.7 (285 CID) - N								
2005-00	Block	-	1-3/8"	10	555-025	565-025	568-008	570-007
2005-00	Block	-	45/64"	1	555-082	-	-	-
2005-00	Cylinder Head	-	1-1/4" SC	2	555-024	565-024	568-007	570-006
2005-00	Cylinder Head	-	7/16" SC	1	555-003	-	-	-
V8 - 5.2 (318 CID)								
2003-92	Engine Kit	-	-	-	557-079	-	-	-
2003-92	Block	-	1-1/4" SC	1	555-024	565-024	568-007	570-006
2003-92	Block	-	1-11/16"	AR	555-151	-	-	-
2003-92	Block	-	1-41/64"	9	555-149	-	-	-
2003-92	Camshaft	-	1-57/64"	1	555-123	-	-	570-011
2003-92	Camshaft	-	1-7/8"	1	550-027	-	-	570-012
2003-92	Cylinder Head	-	1-1/4" SC	4	555-024	565-024	568-007	570-006
2003-92	Oil Gallery-LH	-	14.98mm H	1	555-114	-	-	-
2003-92	Oil Gallery-RH	-	9/16"	1	555-135	-	-	-
1991-90	Engine Kit	-	-	-	557-014	567-014	-	-
1991-90	Block	-	1-1/4" SC	1	555-024	565-024	568-007	570-006
1991-90	Block	-	1-11/16"	AR	555-151	-	-	-
1991-90	Block	-	1-5/8"	9	555-030	565-030	568-010	570-009
1991-90	Block Pipe	-	1/2" Pipe	1	090-022	-	-	-
1991-90	Block-Drain Pipe	-	1/4" Pipe	2	090-026	-	-	-
1991-90	Camshaft	-	1-7/8"	1	550-027	-	-	570-012
1991-90	Camshaft	-	1-57/64"	1	555-123	-	-	570-011
1991-90	Cylinder Head	-	1-1/4" SC	4	555-024	565-024	568-007	570-006
1991-90	Intake Manifold Pipe	-	3/8" Pipe	AR	090-028	-	-	-
1991-90	Oil Gallery Pipe	-	1/2" Pipe	3	090-022	-	-	-
1991-90	Oil Gallery Pipe	-	1/4" Pipe	2	090-026	-	-	-
1991-90	Oil Gallery Pipe	-	3/8" Pipe	6	090-028	-	-	-
1991-90	Oil Pump Pipe	-	3/8" Pipe	1	090-028	-	-	-
1991-90	Rocker Arm Shaft	-	39/64"	4	555-067	-	-	-
1989-84	Engine Kit	-	-	-	557-014	567-014	-	-
1989-84	Block	-	1-5/8"	9	555-030	565-030	568-010	570-009
1989-84	Block	-	1-1/4" SC	1	555-024	565-024	568-007	570-006
1989-84	Block	-	1-45/64"	AR	555-032	565-032	-	570-010
1989-84	Block Pipe	-	1/2" Pipe	1	090-022	-	-	-
1989-84	Block-Drain Pipe	-	1/4" Pipe	2	090-026	-	-	-
1989-84	Camshaft	-	1-57/64"	1	555-123	-	-	570-011
1989-84	Camshaft	-	1-7/8"	1	550-027	-	-	570-012
1989-84	Cylinder Head	-	1-1/4" SC	4	555-024	565-024	568-007	570-006
1989-84	Intake Manifold Pipe	-	3/8" Pipe	AR	090-028	-	-	-
1989-84	Oil Gallery Pipe	-	1/2" Pipe	3	090-022	-	-	-
1989-84	Oil Gallery Pipe	-	1/4" Pipe	2	090-026	-	-	-
1989-84	Oil Gallery Pipe	-	3/8" Pipe	6	090-028	-	-	-
1989-84	Oil Pump Pipe	-	3/8" Pipe	1	090-028	-	-	-
1989-84	Rocker Arm Shaft	-	39/64"	4	555-067	-	-	-
1983-82	Engine Kit	-	-	-	557-014	567-014	-	-
1983-82	Block	-	1-21/64" SC	1	555-072	565-072	-	570-007
1983-82	Block	-	1-5/8"	9	555-030	565-030	568-010	570-009
1983-82	Block	-	1-45/64"	AR	555-032	565-032	-	570-010
1983-82	Block Pipe	-	1/2" Pipe	1	090-022	-	-	-
1983-82	Block-Drain Pipe	-	1/4" Pipe	2	090-026	-	-	-
1983-82	Camshaft	-	1-57/64"	1	555-123	-	-	570-011
1983-82	Camshaft	-	1-7/8"	1	550-027	-	-	570-012

Expansion Plugs Applications (continued)



Make/ Engine/Years	Location	Description	Size	Qty	Dorman Steel	Dorman Brass	Dorman Copper	Dorman Rubber
DODGE & PLYMOUTH TRUCK (continued)								
V8 - 5.2 (318 CID) (continued)								
1983-82	Cylinder Head	-	1-21/64" SC	4	555-072	565-072	-	570-007
1983-82	Intake Manifold Pipe	-	3/8" Pipe	AR	090-028	-	-	-
1983-82	Oil Gallery Pipe	-	1/2" Pipe	3	090-022	-	-	-
1983-82	Oil Gallery Pipe	-	1/4" Pipe	2	090-026	-	-	-
1983-82	Oil Gallery Pipe	-	3/8" Pipe	6	090-028	-	-	-
1983-82	Oil Pump Pipe	-	3/8" Pipe	1	090-028	-	-	-
1983-82	Rocker Arm Shaft	-	39/64"	4	555-067	-	-	-
1981-73	Engine Kit	-	-	-	557-014	567-014	-	-
1981-73	Block	-	1-41/64"	9	555-068	565-068	-	570-010
1981-73	Block	-	1-45/64" SC	AR	555-033	565-033	-	570-010
1981-73	Block	-	1-21/64" SC	1	555-072	565-072	-	570-007
1981-73	Block Pipe	-	1/2" Pipe	1	090-022	-	-	-
1981-73	Block-Drain Pipe	-	1/4" Pipe	2	090-026	-	-	-
1981-73	Camshaft	-	1-57/64"	1	555-123	-	-	570-011
1981-73	Camshaft	-	1-7/8"	1	550-027	-	-	570-012
1981-73	Cylinder Head	-	1-21/64" SC	4	555-072	565-072	-	570-007
1981-73	Intake Manifold Pipe	-	3/8" Pipe	AR	090-028	-	-	-
1981-73	Oil Gallery Pipe	-	3/8" Pipe	6	090-028	-	-	-
1981-73	Oil Gallery Pipe	-	1/2" Pipe	3	090-022	-	-	-
1981-73	Oil Gallery Pipe	-	1/4" Pipe	2	090-026	-	-	-
1981-73	Oil Pump Pipe	-	3/8" Pipe	1	090-028	-	-	-
1981-73	Rocker Arm Shaft	-	39/64"	4	555-067	-	-	-
1972	Engine Kit	-	-	-	557-014	567-014	-	-
1972	Block	-	1-1/4" SC	AR	555-024	565-024	568-007	570-006
1972	Block	-	1-41/64"	AR	555-068	565-068	-	570-010
1972	Block	-	1-45/64" SC	AR	555-033	565-033	-	570-010
1972	Block Pipe	-	1/2" Pipe	1	090-022	-	-	-
1972	Block-Drain Pipe	-	1/4" Pipe	2	090-026	-	-	-
1972	Camshaft	-	1-57/64"	1	555-123	-	-	570-011
1972	Camshaft	-	1-7/8"	1	550-027	-	-	570-012
1972	Intake Manifold Pipe	-	3/8" Pipe	AR	090-028	-	-	-
1972	Oil Gallery Pipe	-	1/4" Pipe	2	090-026	-	-	-
1972	Oil Gallery Pipe	-	3/8" Pipe	6	090-028	-	-	-
1972	Oil Gallery Pipe	-	1/2" Pipe	3	090-022	-	-	-
1972	Oil Pump Pipe	-	3/8" Pipe	1	090-028	-	-	-
1972	Rocker Arm Shaft	-	39/64"	4	555-067	-	-	-
1971-69	Engine Kit	-	-	-	557-014	567-014	-	-
1971-69	Block	-	1-21/64" SC	AR	555-072	565-072	-	570-007
1971-69	Block	-	1-41/64"	AR	555-068	565-068	-	570-010
1971-69	Block	-	1-45/64" SC	AR	555-033	565-033	-	570-010
1971-69	Block Pipe	-	1/2" Pipe	1	090-022	-	-	-
1971-69	Block-Drain Pipe	-	1/4" Pipe	2	090-026	-	-	-
1971-69	Camshaft	-	1-57/64"	1	555-123	-	-	570-011
1971-69	Camshaft	-	1-7/8"	1	550-027	-	-	570-012
1971-69	Cylinder Head	-	1-21/64" SC	AR	555-072	565-072	-	570-007
1971-69	Intake Manifold Pipe	-	3/8" Pipe	AR	090-028	-	-	-
1971-69	Oil Gallery Pipe	-	3/8" Pipe	6	090-028	-	-	-
1971-69	Oil Gallery Pipe	-	1/4" Pipe	2	090-026	-	-	-
1971-69	Oil Gallery Pipe	-	1/2" Pipe	3	090-022	-	-	-
1971-69	Oil Pump Pipe	-	3/8" Pipe	1	090-028	-	-	-
1971-69	Rocker Arm Shaft	-	39/64"	4	555-067	-	-	-
V8 - 5.9 (360 CID)								
2003-93	Engine Kit	-	-	-	557-079	-	-	-
2003-93	Block	-	1-1/4" SC	1	555-024	565-024	568-007	570-006
2003-93	Block	-	1-11/16"	AR	555-151	-	-	-
2003-93	Block	-	1-41/64"	9	555-149	-	-	-
2003-93	Camshaft	-	1-57/64"	1	555-123	-	-	570-011
2003-93	Camshaft	-	1-7/8"	1	550-027	-	-	570-012
2003-93	Cylinder Head	-	1-1/4" SC	4	555-024	565-024	568-007	570-006
2003-93	Oil Gallery-LH	-	14.98mm H	1	555-114	-	-	-
2003-93	Oil Gallery-RH	-	9/16"	1	555-135	-	-	-
1992-90	Engine Kit	-	-	-	557-014	567-014	-	-
1992-90	Block	-	1-1/4" SC	1	555-024	565-024	568-007	570-006
1992-90	Block	-	1-11/16"	AR	555-151	-	-	-
1992-90	Block	-	1-5/8"	9	555-030	565-030	568-010	570-009
1992-90	Block Pipe	-	1/2" Pipe	1	090-022	-	-	-
1992-90	Block-Drain Pipe	-	1/4" Pipe	2	090-026	-	-	-
1992-90	Camshaft	-	1-57/64"	1	555-123	-	-	570-011
1992-90	Camshaft	-	1-7/8"	1	550-027	-	-	570-012
1992-90	Cylinder Head	-	1-1/4" SC	4	555-024	565-024	568-007	570-006
1992-90	Intake Manifold Pipe	-	3/8" Pipe	AR	090-028	-	-	-
1992-90	Oil Gallery Pipe	-	1/4" Pipe	2	090-026	-	-	-
1992-90	Oil Gallery Pipe	-	3/8" Pipe	6	090-028	-	-	-
1992-90	Oil Gallery Pipe	-	1/2" Pipe	3	090-022	-	-	-
1992-90	Oil Pump Pipe	-	3/8" Pipe	1	090-028	-	-	-
1992-90	Rocker Arm Shaft	-	39/64"	4	555-067	-	-	-
1989-84	Engine Kit	-	-	-	557-014	567-014	-	-
1989-84	Block	-	1-1/4" SC	1	555-024	565-024	568-007	570-006
1989-84	Block	-	1-45/64"	9	555-032	565-032	-	570-010
1989-84	Block	-	1-5/8"	9	555-030	565-030	568-010	570-009
1989-84	Block Pipe	-	1/2" Pipe	1	090-022	-	-	-

Expansion Plugs Applications (continued)



Make/ Engine/Years	Location	Description	Size	Qty	Dorman Steel	Dorman Brass	Dorman Copper	Dorman Rubber
DODGE & PLYMOUTH TRUCK (continued)								
V8 - 5.9 (360 CID) (continued)								
1989-84	Block-Drain Pipe	-	1/4" Pipe	2	090-026	-	-	-
1989-84	Camshaft	-	1-57/64"	1	555-123	-	-	570-011
1989-84	Camshaft	-	1-7/8"	1	550-027	-	-	570-012
1989-84	Cylinder Head	-	1-1/4" SC	4	555-024	565-024	568-007	570-006
1989-84	Intake Manifold Pipe	-	3/8" Pipe	AR	090-028	-	-	-
1989-84	Oil Gallery Pipe	-	3/8" Pipe	6	090-028	-	-	-
1989-84	Oil Gallery Pipe	-	1/2" Pipe	3	090-022	-	-	-
1989-84	Oil Gallery Pipe	-	1/4" Pipe	2	090-026	-	-	-
1989-84	Oil Pump Pipe	-	3/8" Pipe	1	090-028	-	-	-
1989-84	Rocker Arm Shaft	-	39/64"	4	555-067	-	-	-
1983-82	Engine Kit	-	-	-	557-014	567-014	-	-
1983-82	Block	-	1-21/64" SC	1	555-072	565-072	-	570-007
1983-82	Block	-	1-45/64"	AR	555-032	565-032	-	570-010
1983-82	Block	-	1-5/8"	9	555-030	565-030	568-010	570-009
1983-82	Block Pipe	-	1/2" Pipe	1	090-022	-	-	-
1983-82	Block-Drain Pipe	-	1/4" Pipe	2	090-026	-	-	-
1983-82	Camshaft	-	1-7/8"	1	550-027	-	-	570-012
1983-82	Camshaft	-	1-57/64"	1	555-123	-	-	570-011
1983-82	Cylinder Head	-	1-21/64" SC	4	555-072	565-072	-	570-007
1983-82	Intake Manifold Pipe	-	3/8" Pipe	AR	090-028	-	-	-
1983-82	Oil Gallery Pipe	-	1/2" Pipe	3	090-022	-	-	-
1983-82	Oil Gallery Pipe	-	1/4" Pipe	2	090-026	-	-	-
1983-82	Oil Gallery Pipe	-	3/8" Pipe	6	090-028	-	-	-
1983-82	Oil Pump Pipe	-	3/8" Pipe	1	090-028	-	-	-
1983-82	Rocker Arm Shaft	-	39/64"	4	555-067	-	-	-
1981-73	Engine Kit	-	-	-	557-014	567-014	-	-
1981-73	Block	-	1-21/64" SC	1	555-072	565-072	-	570-007
1981-73	Block	-	1-41/64"	9	555-068	565-068	-	570-010
1981-73	Block	-	1-45/64" SC	AR	555-033	565-033	-	570-010
1981-73	Block Pipe	-	1/2" Pipe	1	090-022	-	-	-
1981-73	Block-Drain Pipe	-	1/4" Pipe	2	090-026	-	-	-
1981-73	Camshaft	-	1-57/64"	1	555-123	-	-	570-011
1981-73	Camshaft	-	1-7/8"	1	550-027	-	-	570-012
1981-73	Cylinder Head	-	1-21/64" SC	4	555-072	565-072	-	570-007
1981-73	Intake Manifold Pipe	-	3/8" Pipe	AR	090-028	-	-	-
1981-73	Oil Gallery Pipe	-	1/2" Pipe	3	090-022	-	-	-
1981-73	Oil Gallery Pipe	-	1/4" Pipe	2	090-026	-	-	-
1981-73	Oil Gallery Pipe	-	3/8" Pipe	6	090-028	-	-	-
1981-73	Oil Pump Pipe	-	3/8" Pipe	1	090-028	-	-	-
1981-73	Rocker Arm Shaft	-	39/64"	4	555-067	-	-	-
1972	Engine Kit	-	-	-	557-014	567-014	-	-
1972	Block	-	1-45/64" SC	AR	555-033	565-033	-	570-010
1972	Block	-	1-1/4" SC	AR	555-024	565-024	568-007	570-006
1972	Block	-	1-41/64"	AR	555-068	565-068	-	570-010
1972	Block Pipe	-	1/2" Pipe	1	090-022	-	-	-
1972	Block-Drain Pipe	-	1/4" Pipe	2	090-026	-	-	-
1972	Camshaft	-	1-57/64"	1	555-123	-	-	570-011
1972	Camshaft	-	1-7/8"	1	550-027	-	-	570-012
1972	Intake Manifold Pipe	-	3/8" Pipe	AR	090-028	-	-	-
1972	Oil Gallery Pipe	-	1/2" Pipe	3	090-022	-	-	-
1972	Oil Gallery Pipe	-	1/4" Pipe	2	090-026	-	-	-
1972	Oil Gallery Pipe	-	3/8" Pipe	6	090-028	-	-	-
1972	Oil Pump Pipe	-	3/8" Pipe	1	090-028	-	-	-
1972	Rocker Arm Shaft	-	39/64"	4	555-067	-	-	-
1971-70	Engine Kit	-	-	-	557-014	567-014	-	-
1971-70	Block	-	1-41/64"	AR	555-068	565-068	-	570-010
1971-70	Block	-	1-45/64" SC	AR	555-033	565-033	-	570-010
1971-70	Block	-	1-21/64" SC	AR	555-072	565-072	-	570-007
1971-70	Block Pipe	-	1/2" Pipe	1	090-022	-	-	-
1971-70	Block-Drain Pipe	-	1/4" Pipe	2	090-026	-	-	-
1971-70	Camshaft	-	1-57/64"	1	555-123	-	-	570-011
1971-70	Camshaft	-	1-7/8"	1	550-027	-	-	570-012
1971-70	Cylinder Head	-	1-21/64" SC	AR	555-072	565-072	-	570-007
1971-70	Intake Manifold Pipe	-	3/8" Pipe	AR	090-028	-	-	-
1971-70	Oil Gallery Pipe	-	1/2" Pipe	3	090-022	-	-	-
1971-70	Oil Gallery Pipe	-	1/4" Pipe	2	090-026	-	-	-
1971-70	Oil Gallery Pipe	-	3/8" Pipe	6	090-028	-	-	-
1971-70	Oil Pump Pipe	-	3/8" Pipe	1	090-028	-	-	-
1971-70	Rocker Arm Shaft	-	39/64"	4	555-067	-	-	-
V8 - 6.3 (383 CID)								
1971-69	Engine Kit	-	-	-	557-015	567-015	-	-
1971-69	Block	-	1-41/64"	6	555-068	565-068	-	570-010
1971-69	Block	-	1-21/64" SC	AR	555-072	565-072	-	570-007
1971-69	Block (.065 OS)	-	1-45/64" SC	AR	555-033	565-033	-	570-010
1971-69	Camshaft	-	2-9/64"	1	555-065	-	-	570-016
1971-69	Cylinder Head	-	1-21/64" SC	AR	555-072	565-072	-	570-007
1971-69	Oil Gallery Pipe	-	3/8" Pipe	8	090-028	-	-	-
1971-69	Rocker Arm Shaft	-	39/64"	4	555-067	-	-	-
V8 - 6.6 (400 CID)								
1978-72	Engine Kit	-	-	-	557-015	567-015	-	-
1978-72	Block	-	1-41/64"	9	555-068	565-068	-	570-010



Expansion Plugs Applications (continued)

Make/ Engine/Years	Location	Description	Size	Qty	Dorman Steel	Dorman Brass	Dorman Copper	Dorman Rubber
DODGE & PLYMOUTH TRUCK (continued)								
V8 - 6.6 (400 CID) (continued)								
1978-72	Block (.065 OS)	-	1-45/64" SC	AR	555-033	565-033	-	570-010
1978-72	Camshaft	-	2-9/64"	1	555-065	-	-	570-016
1978-72	Cylinder Head	-	1-21/64" SC	AR	555-072	565-072	-	570-007
1978-72	Cylinder Head	-	1" SC	AR	555-018	565-018	-	570-005
1978-72	Oil Gallery Pipe	-	3/8" Pipe	8	090-028	-	-	-
1978-72	Rocker Arm Shaft	-	39/64"	4	555-067	-	-	-
1971	Engine Kit	-	-	-	557-015	567-015	-	-
1971	Block	-	1-21/64" SC	AR	555-072	565-072	-	570-007
1971	Block	-	1-41/64"	6	555-068	565-068	-	570-010
1971	Block (.065 OS)	-	1-45/64" SC	AR	555-033	565-033	-	570-010
1971	Camshaft	-	2-9/64"	1	555-065	-	-	570-016
1971	Cylinder Head	-	1-21/64" SC	AR	555-072	565-072	-	570-007
1971	Oil Gallery Pipe	-	3/8" Pipe	8	090-028	-	-	-
1971	Rocker Arm Shaft	-	39/64"	4	555-067	-	-	-
V8 - 7.2 (440 CID)								
1979-77	Engine Kit	-	-	-	557-015	567-015	-	-
1979-77	Block	-	1-41/64"	9	555-068	565-068	-	570-010
1979-77	Block (.065 OS)	-	1-45/64" SC	AR	555-033	565-033	-	570-010
1979-77	Cylinder Head	-	1-21/64" SC	AR	555-072	565-072	-	570-007
1979-77	Cylinder Head	-	1" SC	AR	555-018	565-018	-	570-005
1979-77	Oil Gallery Pipe	-	3/8" Pipe	8	090-028	-	-	-
1979-77	Rocker Arm Shaft	-	39/64"	4	555-067	-	-	-
1976-74	Engine Kit	-	-	-	557-015	567-015	-	-
1976-74	Block (.065 OS)	-	1-45/64" SC	AR	555-033	565-033	-	570-010
1976-74	Camshaft	-	2-9/64"	1	555-065	-	-	570-016
1976-74	Cylinder Head	-	1" SC	AR	555-018	565-018	-	570-005
1976-74	Oil Gallery Pipe	-	3/8" Pipe	8	090-028	-	-	-
1976-74	Rocker Arm Shaft	-	39/64"	4	555-067	-	-	-
1973	Engine Kit	-	-	-	557-015	567-015	-	-
1973	Block	-	1-41/64"	9	555-068	565-068	-	570-010
1973	Block (.065 OS)	-	1-45/64" SC	AR	555-033	565-033	-	570-010
1973	Camshaft	-	2-9/64"	1	555-065	-	-	570-016
1973	Cylinder Head	-	1-21/64" SC	AR	555-072	565-072	-	570-007
1973	Cylinder Head	-	1" SC	AR	555-018	565-018	-	570-005
1973	Oil Gallery Pipe	-	3/8" Pipe	8	090-028	-	-	-
1973	Rocker Arm Shaft	-	39/64"	4	555-067	-	-	-
EAGLE								
L4 - 1.5 (1468cc)								
1996-89	Engine Kit	Summit	-	-	557-066	567-066	-	-
1996-89	Block	Summit	35mm	8	555-093	565-093	-	570-007
1996-89	Block Pipe	Summit	1/4" Pipe	1	090-122	-	-	-
1996-89	Block Pipe	Summit	3/8" Pipe	1	090-130	-	-	-
1996-89	Cylinder Head	Summit	35mm	2	555-093	565-093	-	570-007
1996-89	Cylinder Head Pipe	Summit	1/8" Pipe	2	090-117	-	-	-
1996-89	Cylinder Head Pipe	Summit	1/16" Pipe	4	090-073	-	-	-
1996-89	Cylinder Head Pipe	Summit	1/4" Pipe	2	090-124	-	-	-
L4 - 1.6 (1597cc)								
1990-89	Engine Kit	Summit	-	-	NA	-	-	-
1990-89	Block	Summit	1-25/32"	1	555-156	-	-	-
1990-89	Block	Summit	35mm	7	555-093	565-093	-	570-007
1990-89	Block Pipe	Summit	1/16" Pipe	1	090-120	-	-	-
1990-89	Block Pipe	Summit	3/8" Pipe	1	090-130	-	-	-
1990-89	Cylinder Head	Summit	40.8mm	1	555-095	565-095	-	570-009
1990-89	Cylinder Head Pipe	Summit	1/8" Pipe	1	090-117	-	-	-
1990-89	Cylinder Head Pipe	Summit	1/8" Pipe	1	090-128	-	-	-
1990-89	Cylinder Head Pipe	Summit	22mm Pipe	1	090-131	-	-	-
L4 - 1.8 (1754cc)								
1994-93	Engine Kit	Talon	-	-	NA	-	-	-
1994-93	Block	Talon	35mm	7	555-093	565-093	-	570-007
1994-93	Block Pipe	Talon	1/8" Pipe	1	090-128	-	-	-
1994-93	Block Pipe	Talon	3/8" Pipe	1	090-130	-	-	-
1994-93	Block Pipe	Talon	1/16" Pipe	1	090-120	-	-	-
1994-93	Cylinder Head	Talon	40.8mm	1	555-095	565-095	-	570-009
1994-93	Cylinder Head Pipe	Talon	1/16" Pipe	1	090-073	-	-	-
1994-93	Cylinder Head Pipe	Talon	1/4" Pipe	1	090-124	-	-	-
1992-90	Cylinder Head Pipe	Talon	1/4" Pipe	1	090-124	-	-	-
L4 - 1.8 (1834cc)								
1996-92	Engine Kit	Summit	-	-	557-073	567-073	-	-
1996-92	Block	Summit	35mm	9	555-093	565-093	-	570-007
1996-92	Block Pipe	Summit	1/4" Pipe	2	090-122	-	-	-
1996-92	Cylinder Head	Summit	35mm	1	555-093	565-093	-	570-007
1996-92	Cylinder Head Pipe	Summit	1/4" Pipe	1	090-124	-	-	-
L4 - 2.0 (122 CID)								
1998-95	Engine Kit	Talon, w/Turbo	-	-	NA	-	-	-
1998-95	Block	Talon, w/Turbo	39/64"	1	555-067	-	-	-
1998-95	Block	Talon, w/Turbo	1-3/8"	4	555-025	565-025	568-008	570-007
1998-95	Cylinder Head	Talon, w/Turbo	7/16" SC	6	555-003	-	-	-
1998-95	Cylinder Head	Talon, w/Turbo	1-1/4" SC	2	555-024	565-024	568-007	570-006
1998-90	Engine Kit	Talon, w/Turbo	-	-	NA	-	-	-
1998-90	Block	Talon, w/Turbo	35mm	7	555-093	565-093	-	570-007
1998-90	Block Pipe	Talon, w/Turbo	1/16" Pipe	2	090-120	-	-	-

Expansion Plugs Applications (continued)



Make/ Engine/Years	Location	Description	Size	Qty	Dorman Steel	Dorman Brass	Dorman Copper	Dorman Rubber
EAGLE (continued)								
L4 - 2.0 (122 CID) (continued)								
1998-90	Block Pipe	Talon, w/Turbo	3/8" Pipe	1	090-130	-	-	-
1998-90	Cylinder Head	Talon, w/Turbo	35mm	1	555-093	565-093	-	570-007
1998-90	Cylinder Head	Talon, w/Turbo	40.8mm	2	555-095	565-095	-	570-009
1998-90	Cylinder Head Pipe	Talon, w/Turbo	1/8" Pipe	9	090-117	-	-	-
1998-90	Cylinder Head Pipe	Talon, w/Turbo	22mm Pipe	3	090-131	-	-	-
1994-90	Engine Kit	Talon, wo/Turbo			557-068	-	-	-
1994-90	Block	Talon, wo/Turbo	35mm	9	555-093	565-093	-	570-007
1994-90	Block Pipe	Talon, wo/Turbo	1/16" Pipe	2	090-120	-	-	-
1994-90	Block Pipe	Talon, wo/Turbo	3/8" Pipe	1	090-130	-	-	-
1994-90	Cylinder Head	Talon, wo/Turbo	35mm	1	555-093	565-093	-	570-007
1994-90	Cylinder Head Pipe	Talon, wo/Turbo	1/8" Pipe	9	090-117	-	-	-
1994-90	Cylinder Head Pipe	Talon, wo/Turbo	22mm Pipe	3	090-131	-	-	-
L4 - 2.2 (2163cc)								
1989-88	Engine Kit	Medallion			NA	-	-	-
1989-88	Block	Medallion	1-5/8"	5	555-030	565-030	568-010	570-009
1989-88	Cylinder Head	Medallion	1-1/4" SC	2	555-024	565-024	568-007	570-006
L4 - 2.4 (2351cc)								
1996-92	Engine Kit	Summit			NA	-	-	-
1996-92	Block	Summit	35mm	7	555-093	565-093	-	570-007
1996-92	Block	Summit	40.8mm	2	555-095	565-095	-	570-009
1996-92	Block Pipe	Summit	3/8" Pipe	1	090-130	-	-	-
1996-92	Block Pipe	Summit	1/16" Pipe	2	090-120	-	-	-
1996-92	Block Pipe	Summit	1/2" Pipe	1	090-002	-	-	-
1996-92	Cylinder Head	Summit	35mm	2	555-093	565-093	-	570-007
1996-92	Cylinder Head Pipe	Summit	1/8" Pipe	9	090-117	-	-	-
L4 - 2.5 (150 CID)								
1988	Engine Kit	Premier			NA	-	-	-
1988	Block	Premier	1-49/64"	3	555-152	-	-	-
1988	Cylinder Head	Premier	2"	1	555-069	565-069	568-012	570-012
L4 - 2.5 (153 CID)								
1989	Engine Kit	Premier			NA	-	-	-
1989	Block	Premier	1-5/8"	5	555-030	565-030	568-010	570-009
1989	Block (.065 OS)	Premier	1-45/64"	1	555-032	565-032	-	570-010
1989	Block-Drain Pipe	Premier	1/4" Pipe	1	090-026	-	-	-
1989	Cylinder Head	Premier	1-1/4" SC	2	555-024	565-024	568-007	570-006
1989	Cylinder Head	Premier	1-21/64" SC	AR	555-072	565-072	-	570-007
1989	Cylinder Head (.065 OS)	Premier	45/64"	2	555-082	-	-	-
1989	Cylinder Head Pipe	Premier	3/8" Pipe	AR	090-028	-	-	-
1989	Oil Gallery-Block	Premier	39/64"	2	555-067	-	-	-
1989	Oil Gallery-Block (.065 OS)	Premier	45/64"	2	555-082	-	-	-
1989	Oil Gallery-Head	Premier	39/64"	2	555-067	-	-	-
1989	Oil Gallery-Head (.065 OS)	Premier	45/64"	2	555-082	-	-	-
V6 - 3.0 (182 CID)								
1992-88	Engine Kit	Premier			557-069	567-069	-	-
1992-88	Block	Premier	1" SC	2	555-091	-	-	570-004
1992-88	Block	Premier	14.7mm	2	555-088	-	-	-
1992-88	Block	Premier	57/64"	1	555-141	-	-	-
1992-88	Cylinder Head	Premier	1-1/16"	6	555-142	-	-	-
1992-88	Cylinder Head	Premier	1-27/64"	2	555-145	-	-	-
V6 - 3.3 (201 CID)								
1997-93	Engine Kit	Vision			NA	-	-	-
1997-93	Block	Vision	1-41/64"	8	555-149	-	-	-
1997-93	Block (.065 OS)	Vision	1-11/16"	1	555-151	-	-	-
1997-93	Camshaft	Vision	2-9/32"	1	555-124	-	-	570-017
1997-93	Cylinder Head	Vision	1-1/4" SC	2	555-024	565-024	568-007	570-006
1997-93	Oil Gallery-Block	Vision	39/64"	5	555-067	-	-	-
1997-93	Oil Gallery-Block (OS)	Vision	5/8"	2	555-137	-	-	-
1997-93	Rocker Arm Shaft	Vision	39/64"	4	555-067	-	-	-
V6 - 3.5 (215 CID)								
1997-93	Engine Kit	Vision			557-070	-	-	-
1997-93	Block	Vision	1-41/64"	8	555-149	-	-	-
1997-93	Block	Vision	39/64"	5	555-067	-	-	-
1997-93	Block	Vision	5/8"	8	555-137	-	-	-
1997-93	Cylinder Head	Vision	1-1/4" SC	2	555-024	565-024	568-007	570-006
1997-93	Rocker Arm Shaft	Vision	7/16" SC	4	555-003	-	-	-
FIAT								
L4 - 0.9 (903cc)								
1973-65	Block	-	1-1/4" SC	3	555-024	565-024	568-007	570-006
1973-65	Block	-	1-1/2"	2	555-027	565-027	-	-
L4 - 1.3 (1290cc)								
1979-73	Block	-	1-1/2"	2	555-027	565-027	-	-
L4 - 1.4 (1438cc)								
1973-69	Block	-	1-3/4"	1	555-083	-	-	570-011
1973-69	Block	-	29/32" (0.914")	1	555-113	-	-	570-004
1973-69	Block	-	1-1/2"	4	555-027	565-027	-	-
L4 - 1.5 (1498cc)								
1980-79	Block	-	1-1/2"	2	555-027	565-027	-	-
L4 - 1.6 (1608cc)								
1974-71	Block	-	1-1/2"	4	555-027	565-027	-	-
1974-71	Block	-	1-3/4"	1	555-083	-	-	570-011
1974-71	Block	-	29/32" (0.914")	1	555-113	-	-	570-004



Expansion Plugs Applications (continued)

Expansion Plug Applications

8

Make/ Engine/Years	Location	Description	Size	Qty	Dorman Steel	Dorman Brass	Dorman Copper	Dorman Rubber
FIAT (continued)								
L4 - 1.8 (1756cc)								
1978-74	Block	-	1-1/2"	5	555-027	565-027	-	-
1978-74	Block	-	7/8"	1	555-014	565-014	-	570-004
L4 - 2.0 (1995cc)								
1983-79	Block	-	1-1/2"	5	555-027	565-027	-	-
1983-79	Block	-	29/32" (0.914")	1	555-113	-	-	570-004
FORD								
L4 - 1.3 (1295cc)								
1997-94	Engine Kit	Aspire			NA	-	-	-
1997-94	Block	Aspire	1-3/8"	4	555-025	565-025	568-008	570-007
1997-94	Block	Aspire	1-1/8"	4	555-143	-	-	-
1997-94	Cylinder Head	Aspire	1-1/8"	1	555-143	-	-	-
1993-88	Engine Kit	Festiva			NA	-	-	-
1993-88	Block	Festiva	18mm	2	555-102	565-102	-	-
1993-88	Block	Festiva	30mm	6	555-100	565-100	-	570-006
1993-88	Block	Festiva	35mm	3	555-093	565-093	-	570-007
1993-88	Cylinder Head	Festiva	30mm	6	555-100	565-100	-	570-006
1993-88	Cylinder Head	Festiva	7/16"	AR	555-002	-	-	-
L4 - 1.6 (1598cc)								
1980-78	Engine Kit	Fiesta			557-027	-	-	-
1980-78	Block	Fiesta	1-41/64"	2	555-068	565-068	-	570-010
1980-78	Block	Fiesta	2"	AR	555-069	565-069	568-012	570-012
1980-78	Camshaft	Fiesta	2"	1	555-069	565-069	568-012	570-012
1980-78	Cylinder Head	Fiesta	1-41/64"	AR	555-068	565-068	-	570-010
1980-78	Oil Gallery-Rear	Fiesta	7/16" SC	1	555-003	-	-	-
1980-78	Oil Pump Pipe	Fiesta	1/4" Pipe	1	090-026	-	-	-
1980-78	Rocker Arm Shaft	Fiesta	7/16" SC	1	555-003	-	-	-
L4 - 1.6 (98 CID)								
1985-81	Engine Kit	EXP Escort			557-052	567-052	-	-
1985-81	Block	EXP Escort	1-41/64"	3	555-068	565-068	-	570-010
1985-81	Block	EXP Escort	18mm	1	555-102	565-102	-	-
1985-81	Block	EXP Escort	2-3/16" SC	1	555-051	-	-	570-016
1985-81	Block Pipe	EXP Escort	1/4" Pipe	3	090-026	-	-	-
1985-81	Block Pipe	EXP Escort	1/8" Pipe	3	090-046	-	-	-
1985-81	Block/Head	EXP Escort	1-45/64" SC	AR	555-033	565-033	-	570-010
1985-81	Camshaft	EXP Escort	2-1/4"	1	555-084	-	568-015	570-017
1985-81	Camshaft	EXP Escort	2-1/2"	1	555-055	-	-	-
1985-81	Camshaft Passage	EXP Escort	7/8"	1	555-119	-	-	570-003
1985-81	Cylinder Head	EXP Escort	18mm	4	555-102	565-102	-	-
1985-81	Cylinder Head	EXP Escort	39mm	2	555-121	-	-	570-009
1985-81	Cylinder Head	EXP Escort	1-1/2" SC	2	555-077	565-077	-	570-008
1985-81	Cylinder Head Pipe	EXP Escort	3/8" Pipe	3	090-028	-	-	-
1985-81	Monolithic Timing Hole	EXP Escort	5/8"	1	555-010	-	-	-
1973-71	Engine Kit	Pinto			557-027	-	-	-
1973-71	Block	Pinto	1-41/64"	2	555-068	565-068	-	570-010
1973-71	Block	Pinto	2"	AR	555-069	565-069	568-012	570-012
1973-71	Block Pipe	Pinto	1/4" Pipe	1	090-026	-	-	-
1973-71	Block Pipe	Pinto	3/8" Pipe	1	090-028	-	-	-
1973-71	Camshaft	Pinto	2"	AR	555-069	565-069	568-012	570-012
1973-71	Camshaft (.060 OS)	Pinto	2-1/16" SC	AR	555-048	565-048	568-013	570-014
1973-71	Camshaft (.060 OS)	Pinto	2-1/16" SC	AR	555-073	565-073	-	570-014
1973-71	Cylinder Head	Pinto	1-41/64"	AR	555-068	565-068	-	570-010
1973-71	Oil Gallery Pipe	Pinto	1/4" Pipe	3	090-026	-	-	-
1973-71	Oil Gallery Pipe	Pinto	1/8" Pipe	1	-	490-070	-	-
1973-71	Oil Gallery-Rear	Pinto	7/16" SC	1	555-003	-	-	-
1973-71	Rocker Arm Shaft	Pinto	7/16" SC	2	555-003	-	-	-
L4 - 1.8 (110 CID)								
1996-91	Engine Kit	Escort			NA	-	-	-
1996-91	Block	Escort	18mm	2	555-102	565-102	-	-
1996-91	Block	Escort	30mm	4	555-100	565-100	-	570-006
1996-91	Block	Escort	35mm	4	555-093	565-093	-	570-007
1996-91	Cylinder Head	Escort	20mm	AR	555-101	565-101	-	-
L4 - 1.9 (116 CID)								
1996-91	Engine Kit	Escort			557-052	567-052	-	-
1996-91	Block	Escort	1-3/8"	4	555-025	565-025	568-008	570-007
1996-91	Block	Escort	2-3/16" SC	1	555-051	-	-	570-016
1996-91	Block	Escort	18mm	1	555-102	565-102	-	-
1996-91	Block Pipe	Escort	1/4" Pipe	3	090-026	-	-	-
1996-91	Block Pipe	Escort	1/8" Pipe	3	090-046	-	-	-
1996-91	Camshaft Passage	Escort	7/8"	1	555-119	-	-	570-003
1996-91	Cylinder Head	Escort	1-1/2" SC	2	555-077	565-077	-	570-008
1996-91	Cylinder Head	Escort	18mm	AR	555-102	565-102	-	-
1996-91	Cylinder Head	Escort	39mm	AR	555-121	-	-	570-009
1996-91	Cylinder Head Pipe	Escort	3/8" Pipe	3	090-028	-	-	-
1990-85	Engine Kit	Escort			557-052	567-052	-	-
1990-85	Block	Escort	2-3/16" SC	1	555-051	-	-	570-016
1990-85	Block	Escort	1-41/64"	3	555-068	565-068	-	570-010
1990-85	Block	Escort	18mm	1	555-102	565-102	-	-
1990-85	Block Pipe	Escort	1/4" Pipe	3	090-026	-	-	-
1990-85	Block Pipe	Escort	1/8" Pipe	3	090-046	-	-	-
1990-85	Block/Head	Escort	1-45/64" SC	1	555-033	565-033	-	570-010
1990-85	Camshaft	Escort	2-1/2"	1	555-055	-	-	-

Expansion Plugs Applications (continued)



Make/ Engine/Years	Location	Description	Size	Qty	Dorman Steel	Dorman Brass	Dorman Copper	Dorman Rubber
FORD (continued)								
L4 - 1.9 (116 CID) (continued)								
1990-85	Camshaft	Escort	2-1/4"	1	555-084	-	568-015	570-017
1990-85	Camshaft Passage	Escort	7/8"	1	555-119	-	-	570-003
1990-85	Cylinder Head	Escort	1-1/2" SC	2	555-077	565-077	-	570-008
1990-85	Cylinder Head	Escort	18mm	AR	555-102	565-102	-	-
1990-85	Cylinder Head	Escort	39mm	AR	555-121	-	-	570-009
1990-85	Cylinder Head Pipe	Escort	3/8" Pipe	3	090-028	-	-	-
1990-85	Monolithic Timing Hole	Escort	5/8"	1	555-010	-	-	-
L4 - 2.0 (122 CID)								
2000-95	Engine Kit	Contour			557-085	-	-	-
2000-95	Block	Contour	2-3/16" SC	1	555-051	-	-	570-016
2000-95	Block	Contour	1-3/8"	4	555-025	565-025	568-008	570-007
2000-95	Cylinder Head	Contour	1-7/16"	1	555-146	-	-	-
2000-95	Cylinder Head Pipe	Contour	3/8" Pipe	2	090-028	-	-	-
1999-97	Engine Kit	Escort			NA	-	-	-
1999-97	Block	Escort	1-3/8"	4	555-025	565-025	568-008	570-007
1999-97	Block	Escort	18mm	4	555-102	565-102	-	-
1999-97	Block	Escort	2-3/16" SC	1	555-051	-	-	570-016
1999-97	Cylinder Head	Escort	1-1/2" SC	2	555-077	565-077	-	570-008
1999-97	Cylinder Head	Escort	18mm	4	555-102	565-102	-	-
1999-97	Cylinder Head	Escort	39mm	AR	555-121	-	-	570-009
1999-97	Intake Manifold	Escort	1-1/4" SC	1	555-024	565-024	568-007	570-006
1997-93	Engine Kit	Probe			557-086	-	-	-
1997-93	Block	Probe	30mm	9	555-100	565-100	-	570-006
1997-93	Block	Probe	35mm	1	555-093	565-093	-	570-007
1997-93	Block	Probe	18mm	2	555-102	565-102	-	-
1997-93	Cylinder Head	Probe	30mm	1	555-100	565-100	-	570-006
1997-93	Cylinder Head Pipe	Probe	3/4" Pipe	1	090-072	-	-	-
1997-93	Cylinder Head-Rear	Probe	11/16"	2	555-138	-	-	-
1987-84	Engine Kit	Diesel			NA	-	-	-
1987-84	Block	Diesel	1" SC	2	555-091	-	-	570-004
1987-84	Block	Diesel	30mm	6	555-100	565-100	-	570-006
1987-84	Block	Diesel	35mm	1	555-093	565-093	-	570-007
1987-84	Block	Diesel	40.8mm	5	555-095	565-095	-	570-009
1987-84	Cylinder Head	Diesel	7/16"	4	555-002	-	-	-
1987-84	Cylinder Head	Diesel	1" SC	2	555-091	-	-	570-004
1987-84	Cylinder Head	Diesel	18mm	2	555-102	565-102	-	-
1987-84	Cylinder Head	Diesel	30mm	6	555-100	565-100	-	570-006
1987-84	Intake Manifold	Diesel	1" SC	1	555-091	-	-	570-004
1974-71	Engine Kit	Pinto			557-028	567-028	-	-
1974-71	Block	Pinto	1-29/32" SC	1	555-039	565-039	-	570-012
1974-71	Block-Rear	Pinto	2-1/16" SC	1	555-048	565-048	568-013	570-014
1974-71	Block-Rear	Pinto	2-1/16" SC	1	555-073	565-073	-	570-014
1974-71	Block-Rear (.060 OS)	Pinto	2-1/8" SC	1	555-070	-	-	570-016
1974-71	Block-RH	Pinto	1-1/2" SC	AR	555-077	565-077	-	570-008
1974-71	Block-RH (.065 OS)	Pinto	1-9/16"	AR	555-029	565-029	-	570-009
1974-71	Cylinder Head-Rear	Pinto	1-1/2" SC	AR	555-077	565-077	-	570-008
1974-71	Cylinder Head-Rear (.065 OS)	Pinto	1-9/16"	AR	555-029	565-029	-	570-009
1974-71	Oil Gallery	Pinto	9/16"	1	555-008	565-008	-	-
1974-71	Oil Gallery-Front	Pinto	7/16" SC	1	555-003	-	-	-
1974-71	Rocker Arm Shaft	Pinto	7/16" SC	1	555-003	-	-	-
L4 - 2.0 (122 CID) - 3								
2005-00	Block	Escort, Focus	1-3/8"	4	555-025	565-025	568-008	570-007
2005-00	Block	Escort, Focus	2-3/16" SC	1	555-051	-	-	570-016
2005-00	Cylinder Head	Escort, Focus	1-7/16"	1	555-146	-	-	-
2005-00	Cylinder Head Pipe	Escort, Focus	3/8" Pipe	2	090-028	-	-	-
L4 - 2.0 (122 CID) - P								
2005-00	Block	Escort, Focus	1-3/8"	4	555-025	565-025	568-008	570-007
2005-00	Block	Escort, Focus	18mm	4	555-102	565-102	-	-
2005-00	Block	Escort, Focus	2-3/16" SC	1	555-051	-	-	570-016
2005-00	Cylinder Head	Escort, Focus	1-1/2" SC	2	555-077	565-077	-	570-008
2005-00	Cylinder Head	Escort, Focus	18mm	4	555-102	565-102	-	-
2005-00	Cylinder Head	Escort, Focus	39mm	AR	555-121	-	-	570-009
2005-00	Intake Manifold	Escort, Focus	1-1/4" SC	1	555-024	565-024	568-007	570-006
L4 - 2.2 (133 CID)								
1992-89	Engine Kit	Probe			NA	-	-	-
1992-89	Block	Probe	40.8mm	1	555-095	565-095	-	570-009
1992-89	Block	Probe	35mm	1	555-093	565-093	-	570-007
1992-89	Block	Probe	18mm	2	555-102	565-102	-	-
1992-89	Block	Probe	1" SC	2	555-091	-	-	570-004
1992-89	Block-Front	Probe	30mm	AR	555-100	565-100	-	570-006
L4 - 2.3 (140 CID)								
1994-84	Engine Kit	Exc. Tempo (HSC)			557-029	567-029	-	-
1994-84	Engine Kit	Tempo (HSC)			557-058	567-058	-	-
1994-84	Block	Tempo (HSC)	1-49/64" SC	4	555-037	565-037	-	570-011
1994-84	Block	Tempo (HSC)	2-3/16" SC	1	555-051	-	-	570-016
1994-84	Block Pipe	Exc. Tempo (HSC)	1/4" Pipe	AR	090-026	-	-	-
1994-84	Block Pipe	Exc. Tempo (HSC)	3/8" Pipe	AR	090-028	-	-	-
1994-84	Block Pipe	Tempo (HSC)	1/4" Pipe	AR	090-026	-	-	-
1994-84	Block Pipe	Tempo (HSC)	5/8" x 18 Pipe	2	090-047	-	-	-
1994-84	Block-Rear	Exc. Tempo (HSC)	2-1/16" SC	1	555-048	565-048	568-013	570-014
1994-84	Block-Rear	Exc. Tempo (HSC)	2-1/16" SC	1	555-073	565-073	-	570-014



Expansion Plugs Applications (continued)

Make/ Engine/Years	Location	Description	Size	Qty	Dorman Steel	Dorman Brass	Dorman Copper	Dorman Rubber
FORD (continued)								
L4 - 2.3 (140 CID) (continued)								
1994-84	Block-Rear (.060 OS)	Exc.Tempo (HSC)	2-1/8" SC	1	555-070	-	-	570-016
1994-84	Block-Side	Tempo (HSC)	1-49/64"	4	555-036	565-036	-	570-011
1994-84	Block/Head	Exc.Tempo (HSC)	1-1/2" SC	4	555-077	565-077	-	570-008
1994-84	Block/Head (.060 OS)	Exc.Tempo (HSC)	1-9/16"	4	555-029	565-029	-	570-009
1994-84	Block/Head Pipe	Tempo (HSC)	3/4" Pipe	5	090-072	-	-	-
1994-84	Camshaft	Tempo (HSC)	2-1/4"	1	555-111	-	-	570-016
1994-84	Cylinder Head Pipe	Exc.Tempo (HSC)	1/4" Pipe	3	090-026	-	-	-
1994-84	Cylinder Head Pipe	Tempo (HSC)	3/8" Pipe	3	090-028	-	-	-
1994-84	Cylinder Head-Rear	Tempo (HSC)	1-1/2" SC	4	555-077	565-077	-	570-008
1994-84	Monolithic Timing Hole	Exc.Tempo (HSC)	5/8"	4	555-010	-	-	-
1987-85	Block Pipe	Diesel	3/8" Pipe	AR	090-028	-	-	-
1987-85	Block Pipe	Diesel	1/4" Pipe	AR	090-026	-	-	-
1987-85	Block Pipe	Gas	3/8" Pipe	AR	090-028	-	-	-
1987-85	Block Pipe	Gas	1/4" Pipe	AR	090-026	-	-	-
1987-85	Cylinder Head Pipe	Diesel	1/4" Pipe	3	090-026	-	-	-
1987-85	Cylinder Head Pipe	Gas	1/4" Pipe	3	090-026	-	-	-
1983-74	Engine Kit	-	-	-	557-029	567-029	-	-
1983-74	Block Pipe	-	1/4" Pipe	AR	090-026	-	-	-
1983-74	Block Pipe	-	3/8" Pipe	AR	090-028	-	-	-
1983-74	Block-Rear	-	2-1/16" SC	1	555-048	565-048	568-013	570-014
1983-74	Block-Rear	-	2-1/16" SC	1	555-073	565-073	-	570-014
1983-74	Block-Rear (.060 OS)	-	2-1/8" SC	1	555-070	-	-	570-016
1983-74	Block/Head	-	1-1/2" SC	4	555-077	565-077	-	570-008
1983-74	Block/Head (.060 OS)	-	1-9/16"	4	555-029	565-029	-	570-009
1983-74	Cylinder Head Pipe	-	1/4" Pipe	3	090-026	-	-	-
1983-74	Turbo Oil Cooler Passage	-	5/8"	1	555-010	-	-	-
1982-77	Block Pipe	Courier	3/8" Pipe	AR	090-028	-	-	-
1982-77	Block Pipe	Courier	1/4" Pipe	AR	090-026	-	-	-
1982-77	Cylinder Head Pipe	Courier	1/4" Pipe	3	090-026	-	-	-
L4 - 2.5 (153 CID)								
1990-86	Engine Kit	-	-	-	557-058	567-058	-	-
1990-86	Block	-	1-49/64" SC	4	555-037	565-037	-	570-011
1990-86	Block	-	2-3/16" SC	1	555-051	-	-	570-016
1990-86	Block Pipe	-	1/4" Pipe	AR	090-026	-	-	-
1990-86	Block Pipe	-	5/8" x 18 Pipe	2	090-047	-	-	-
1990-86	Block-Side	-	1-49/64"	4	555-036	565-036	-	570-011
1990-86	Block/Head Pipe	-	3/4" Pipe	5	090-072	-	-	-
1990-86	Camshaft	-	2-1/4"	1	555-111	-	-	570-016
1990-86	Cylinder Head Pipe	-	3/8" Pipe	3	090-028	-	-	-
1990-86	Cylinder Head-Rear	-	1-1/2" SC	1	555-077	565-077	-	570-008
L6 - 2.8 (170 CID)								
1972-61	Engine Kit	-	-	-	557-006	567-006	-	-
1972-61	Block	-	2-1/16" SC	2	555-048	565-048	568-013	570-014
1972-61	Block	-	2-1/16" SC	2	555-073	565-073	-	570-014
1972-61	Block (.060 OS)	-	2-1/8" SC	2	555-070	-	-	570-016
1972-61	Block/Head	-	1" SC	6	555-018	565-018	-	570-005
1972-61	Block/Head	-	1-49/64"	6	555-036	565-036	-	570-011
1972-61	Block/Head (.060 OS)	-	1-53/64"	6	555-083	-	-	570-011
1972-61	Camshaft	-	2-1/16" SC	2	555-048	565-048	568-013	570-014
1972-61	Camshaft	-	2-1/16" SC	2	555-073	565-073	-	570-014
1972-61	Camshaft (.060 OS)	-	2-1/8" SC	2	555-070	-	-	570-016
1972-61	Dipstick Hole	-	3/8"	1	555-115	-	-	-
1972-61	Intake Manifold	-	1" SC	6	555-018	565-018	-	570-005
1972-61	Intake Manifold (.060 OS)	-	1-53/64"	6	555-083	-	-	570-011
1972-61	Oil Gallery Pipe	-	1/4" Pipe	2	090-026	-	-	-
1972-61	Oil Pump Relief Valve	-	19/32" SC	2	555-060	-	-	-
1972-61	Rocker Arm Shaft	-	17/32" SC	2	555-007	-	-	-
L6 - 3.3 (200 CID)								
1983-64	Engine Kit	-	-	-	557-006	567-006	-	-
1983-64	Block	-	2-1/16" SC	2	555-048	565-048	568-013	570-014
1983-64	Block	-	2-1/16" SC	2	555-073	565-073	-	570-014
1983-64	Block (.060 OS)	-	2-1/8" SC	2	555-070	-	-	570-016
1983-64	Block/Head	-	1" SC	6	555-018	565-018	-	570-005
1983-64	Block/Head	-	1-49/64"	6	555-036	565-036	-	570-011
1983-64	Block/Head (.060 OS)	-	1-53/64"	6	555-083	-	-	570-011
1983-64	Camshaft	-	2-1/16" SC	2	555-048	565-048	568-013	570-014
1983-64	Camshaft	-	2-1/16" SC	2	555-073	565-073	-	570-014
1983-64	Camshaft (.060 OS)	-	2-1/8" SC	2	555-070	-	-	570-016
1983-64	Dipstick Hole	-	3/8"	1	555-115	-	-	-
1983-64	Intake Manifold	-	1" SC	6	555-018	565-018	-	570-005
1983-64	Intake Manifold (.060 OS)	-	1-53/64"	6	555-083	-	-	570-011
1983-64	Oil Gallery	-	29/64" SC	1	555-004	565-004	-	-
1983-64	Oil Gallery Pipe	-	1/4" Pipe	2	090-026	-	-	-
1983-64	Oil Pump Relief Valve	-	19/32" SC	2	555-060	-	-	-
1983-64	Rocker Arm Shaft	-	17/32" SC	2	555-007	-	-	-
L6 - 3.9 (240 CID)								
1972-65	Engine Kit	-	-	-	557-008	567-008	-	-
1972-65	Block	-	2-1/16" SC	1	555-048	565-048	568-013	570-014
1972-65	Block	-	2-1/16" SC	1	555-073	565-073	-	570-014
1972-65	Block	-	1/2"	1	555-074	-	-	-
1972-65	Block	-	1-41/64"	AR	555-068	565-068	-	570-010

Expansion Plugs Applications (continued)



Make/ Engine/Years	Location	Description	Size	Qty	Dorman Steel	Dorman Brass	Dorman Copper	Dorman Rubber
FORD (continued)								
L6 - 3.9 (240 CID) (continued)								
1972-65	Block	-	3/8"	1	555-115	-	-	-
1972-65	Block (.060 OS)	-	2-1/8" SC	1	555-070	-	-	570-016
1972-65	Block-Drain Pipe	-	1/4" Pipe	AR	090-026	-	-	-
1972-65	Block/Head	-	1-45/64" SC	AR	555-033	565-033	-	570-010
1972-65	Camshaft	-	2-3/16" SC	1	555-051	-	-	570-016
1972-65	Camshaft (.060 OS)	-	2-1/4"	1	555-084	-	568-015	570-017
1972-65	Cylinder Head	-	1-41/64"	AR	555-068	565-068	-	570-010
1972-65	Cylinder Head	-	2-1/16" SC	1	555-048	565-048	568-013	570-014
1972-65	Cylinder Head	-	2-1/16" SC	1	555-073	565-073	-	570-014
1972-65	Cylinder Head (.060 OS)	-	2-1/8" SC	1	555-070	-	-	570-016
1972-65	Cylinder Head Pipe	-	3/4" Pipe	4	090-072	-	-	-
1972-65	Oil Gallery	-	1/4"	1	555-122	-	-	-
1972-65	Oil Gallery Pipe	-	3/8" Pipe	2	090-019	-	-	-
1972-65	Oil Gallery Pipe	-	3/8" Pipe	2	090-028	-	-	-
1972-65	Oil Gallery Pipe	-	1/4" Pipe	AR	090-026	-	-	-
1972-65	Oil Pump Relief Valve	-	41/64"	1	555-061	-	-	-
L6 - 4.1 (250 CID)								
1980-69	Engine Kit	-	-	-	557-006	567-006	-	-
1980-69	Block	-	2-1/16" SC	2	555-048	565-048	568-013	570-014
1980-69	Block	-	2-1/16" SC	2	555-073	565-073	-	570-014
1980-69	Block (.060 OS)	-	2-1/8" SC	2	555-070	-	-	570-016
1980-69	Block/Head	-	1" SC	6	555-018	565-018	-	570-005
1980-69	Block/Head	-	1-49/64"	6	555-036	565-036	-	570-011
1980-69	Block/Head (.060 OS)	-	1-53/64"	6	555-083	-	-	570-011
1980-69	Camshaft	-	2-1/16" SC	2	555-073	565-073	-	570-014
1980-69	Camshaft	-	2-1/16" SC	2	555-048	565-048	568-013	570-014
1980-69	Camshaft (.060 OS)	-	2-1/8" SC	2	555-070	-	-	570-016
1980-69	Dipstick Hole	-	3/8"	1	555-115	-	-	-
1980-69	Intake Manifold	-	1" SC	6	555-018	565-018	-	570-005
1980-69	Intake Manifold (.060 OS)	-	1-53/64"	6	555-083	-	-	570-011
1980-69	Oil Gallery	-	29/64" SC	1	555-004	565-004	-	-
1980-69	Oil Gallery Pipe	-	1/4" Pipe	2	090-026	-	-	-
1980-69	Oil Pump Relief Valve	-	51/64"	2	555-078	-	-	570-003
1980-69	Rocker Arm Shaft	-	17/32" SC	2	555-007	-	-	-
V6 - 2.5 (152 CID)								
1997-93	Engine Kit	Probe	-	-	NA	-	-	-
1997-93	Cylinder Head	Probe	40.8mm	4	555-095	565-095	-	570-009
1997-93	Cylinder Head-Front	Probe	11/16"	2	555-138	-	-	-
V6 - 2.8 (171 CID)								
1979-74	Engine Kit	-	-	-	557-030	567-030	-	-
1979-74	Block	-	1-1/2" SC	AR	555-077	565-077	-	570-008
1979-74	Block (.065 OS)	-	1-9/16"	AR	555-029	565-029	-	570-009
1979-74	Block Pipe	-	1/8" Pipe	8	-	490-070	-	-
1979-74	Camshaft	-	2"	1	555-069	565-069	568-012	570-012
1979-74	Camshaft (.060 OS)	-	2-1/16" SC	AR	555-048	565-048	568-013	570-014
1979-74	Camshaft (.060 OS)	-	2-1/16" SC	AR	555-073	565-073	-	570-014
1979-74	Cylinder Head	-	1-1/2" SC	AR	555-077	565-077	-	570-008
1979-74	Cylinder Head (.065 OS)	-	1-9/16"	AR	555-029	565-029	-	570-009
1979-74	Oil Gallery Pipe	-	1/4" Pipe	2	090-026	-	-	-
1979-74	Oil Gallery Pipe	-	1/8" Pipe	1	-	490-070	-	-
V6 - 3.0 (182 CID)								
2005-86	Engine Kit	Exc.SHO Eng	-	-	557-051	567-051	-	-
2005-86	Balance Shaft	Exc.SHO Eng	2-1/4"	1	555-084	-	568-015	570-017
2005-86	Block Pipe	Exc.SHO Eng	1/4" Pipe	4	090-026	-	-	-
2005-86	Block Pipe	Exc.SHO Eng	3/8" Pipe	2	090-028	-	-	-
2005-86	Block/Head	Exc.SHO Eng	1-1/2" SC	5	555-077	565-077	-	570-008
2005-86	Block/Head	Exc.SHO Eng	1-45/64" SC	AR	555-033	565-033	-	570-010
2005-86	Block/Head (.060 OS)	Exc.SHO Eng	1-9/16"	AR	555-029	565-029	-	570-009
2005-86	Camshaft	Exc.SHO Eng	2-1/4"	1	555-111	-	-	570-016
2005-86	Cylinder Head	Exc.SHO Eng	1-1/4" SC	5	555-024	565-024	568-007	570-006
2005-86	Cylinder Head Thermactor	Exc.SHO Eng	43/64"	2	555-120	-	-	-
2005-86	Cylinder Head Thermactor (.030 OS)	Exc.SHO Eng	45/64"	AR	-	AR	555-082	--
2005-86	Monolithic Timing Hole	Exc.SHO Eng	5/8"	1	555-010	-	-	-
2005-86	Oil Gallery Pipe	Exc.SHO Eng	1/4" Pipe	6	090-026	-	-	-
2005-86	Oil Gallery Pipe	Exc.SHO Eng	3/8" Pipe	AR	090-028	-	-	-
1995-86	Engine Kit	SHO Eng	-	-	NA	-	-	-
1995-86	Block	SHO Eng	35mm	6	555-093	565-093	-	570-007
1995-86	Block	SHO Eng	40.8mm	6	555-095	565-095	-	570-009
1995-86	Block-Drain Pipe	SHO Eng	1/4" Pipe	2	-	490-075	-	-
1995-86	Cylinder Head Pipe	SHO Eng	1/8" Pipe	6	090-065	-	-	-
1995-86	Oil Gallery Pipe	SHO Eng	1/4" Pipe	2	090-026	-	-	-
V6 - 3.2 (195 CID)								
1995-93	Engine Kit	-	-	-	557-087	567-087	-	-
1995-93	Block	-	35mm	6	555-093	565-093	-	570-007
1995-93	Block	-	40.8mm	6	555-095	565-095	-	570-009
1995-93	Block Pipe	-	1/4" Pipe	2	090-123	-	-	-
1995-93	Cylinder Head Pipe	-	1/8" Pipe	6	090-117	-	-	-
V6 - 3.8 (232 CID)								
2004-95	Engine Kit	-	-	-	557-054	-	-	-
2004-95	Block	-	1-1/2" SC	AR	555-077	565-077	-	570-008
2004-95	Block	-	1-41/64"	AR	555-068	565-068	-	570-010



Expansion Plugs Applications (continued)

Make/ Engine/Years	Location	Description	Size	Qty	Dorman Steel	Dorman Brass	Dorman Copper	Dorman Rubber
FORD (continued)								
V6 - 3.8 (232 CID) (continued)								
2004-95	Block (.060 OS)	-	1-9/16"	AR	555-029	565-029	-	570-009
2004-95	Block Pipe	-	5/8" x 18 Pipe	3	090-047	-	-	-
2004-95	Block Pipe	-	1/4" Pipe	4	090-026	-	-	-
2004-95	Block Pipe	-	3/8" Pipe	AR	090-028	-	-	-
2004-95	Camshaft	-	1-45/64" SC	AR	555-033	565-033	-	570-010
2004-95	Cylinder Head	-	1-41/64"	2	555-068	565-068	-	570-010
2004-95	Oil Gallery Pipe	-	5/8" x 18 Pipe	3	090-047	-	-	-
1994-82	Engine Kit	-	-	-	557-054	-	-	-
1994-82	Block	-	1-1/2" SC	AR	555-077	565-077	-	570-008
1994-82	Block (.060 OS)	-	1-9/16"	AR	555-029	565-029	-	570-009
1994-82	Block Pipe	-	1/4" Pipe	4	090-026	-	-	-
1994-82	Block Pipe	-	3/8" Pipe	AR	090-028	-	-	-
1994-82	Block Pipe	-	5/8" x 18 Pipe	3	090-047	-	-	-
1994-82	Camshaft	-	1-45/64" SC	AR	555-033	565-033	-	570-010
1994-82	Cylinder Head	-	1-41/64"	2	555-068	565-068	-	570-010
1994-82	Oil Gallery Pipe	-	5/8" x 18 Pipe	3	090-047	-	-	-
V6 - 4.0 (245 CID)								
2005	Cylinder Head	-	1-9/16"	AR	555-029	565-029	-	570-009
V8 - 3.4 (207 CID)								
1999-96	Engine Kit	-	-	-	NA	-	-	-
1999-96	Block	-	1-1/2" SC	2	555-077	565-077	-	570-008
1999	Block	-	1-1/2" SC	2	555-077	565-077	-	570-008
V8 - 4.2 (255 CID)								
1982-80	Engine Kit	-	-	-	557-009	567-009	-	-
1982-80	Block Pipe	-	3/8" Pipe	AR	090-028	-	-	-
1982-80	Block/Head	-	1-1/2" SC	AR	555-077	565-077	-	570-008
1982-80	Block/Head (.060 OS)	-	1-9/16"	AR	555-029	565-029	-	570-009
1982-80	Camshaft	-	2-1/8" SC	1	555-070	-	-	570-016
1982-80	Camshaft (.060 OS)	-	2-3/16" SC	1	555-051	-	-	570-016
1982-80	Cylinder Head Pipe	-	3/4" Pipe	7	090-072	-	-	-
1982-80	Oil Gallery	-	1/2"	3	555-074	-	-	-
1982-80	Oil Gallery Pipe	-	1/4" Pipe	5	090-026	-	-	-
1982-80	Oil Gallery Pipe	-	1/4" Pipe	AR	-	490-071	-	-
1982-80	Oil Pump Plug	-	3/4"	1	555-012	565-012	-	570-003
1982-80	Oil Pump Plug	-	41/64"	1	555-061	-	-	-
V8 - 4.6 (281 CID)								
2005-96	Engine Kit	DOHC	-	-	NA	-	-	-
2005-96	Engine Kit	SOHC	-	-	NA	-	-	-
2005-96	Block	DOHC	17/32" SC	2	555-007	-	-	-
2005-96	Block	DOHC	3/4"	1	555-012	565-012	-	570-003
2005-96	Block	SOHC	17/32" SC	2	555-007	-	-	-
2005-96	Block Pipe	DOHC	3/8" Pipe	2	090-028	-	-	-
2005-96	Block Pipe	SOHC	3/8" Pipe	2	090-028	-	-	-
2005-96	Block/Head	DOHC	1-1/2" SC	AR	555-077	565-077	-	570-008
2005-96	Block/Head	SOHC	1-1/2" SC	AR	555-077	565-077	-	570-008
2005-96	Cylinder Head	DOHC	1-1/4" SC	2	555-024	565-024	568-007	570-006
2005-96	Cylinder Head	DOHC	29/64" SC	AR	555-004	565-004	-	-
2005-96	Cylinder Head	SOHC	29/64" SC	AR	555-004	565-004	-	-
2005-96	Cylinder Head Pipe	DOHC	3/8" Pipe	6	090-028	-	-	-
2005-96	Cylinder Head Pipe	SOHC	3/8" Pipe	6	090-028	-	-	-
1995-92	Engine Kit	-	-	-	NA	-	-	-
1995-92	Block	-	17/32" SC	2	555-007	-	-	-
1995-92	Block Pipe	-	3/8" Pipe	2	090-028	-	-	-
1995-92	Block/Head	-	1-1/2" SC	AR	555-077	565-077	-	570-008
1995-92	Cylinder Head	-	29/64" SC	AR	555-004	565-004	-	-
1995-92	Cylinder Head Pipe	-	3/8" Pipe	6	090-028	-	-	-
V8 - 5.0 (302 CID)								
1995-68	Engine Kit	-	-	-	557-009	567-009	-	-
1995-68	Block Pipe	-	3/8" Pipe	AR	090-028	-	-	-
1995-68	Block-Rear	-	3/4"	1	555-012	565-012	-	570-003
1995-68	Block/Head	-	1-1/2" SC	AR	555-077	565-077	-	570-008
1995-68	Block/Head (.060 OS)	-	1-9/16"	AR	555-029	565-029	-	570-009
1995-68	Camshaft	-	2-1/8" SC	1	555-070	-	-	570-016
1995-68	Camshaft (.060 OS)	-	2-3/16" SC	1	555-051	-	-	570-016
1995-68	Cylinder Head Pipe	-	3/4" Pipe	7	090-072	-	-	-
1995-68	Oil Gallery	-	1/2"	3	555-074	-	-	-
1995-68	Oil Gallery Pipe	-	1/4" Pipe	5	090-026	-	-	-
1995-68	Oil Gallery Pipe	-	1/4" Pipe	AR	-	490-071	-	-
1995-68	Oil Pump Plug	-	3/4"	1	555-012	565-012	-	570-003
1995-68	Oil Pump Plug	-	41/64"	1	555-061	-	-	-
V8 - 5.8 (351C)								
1974-69	Engine Kit	-	-	-	557-010	567-010	-	-
1974-69	Block	-	1-1/2" SC	6	555-077	565-077	-	570-008
1974-69	Block (.060 OS)	-	1-49/64"	6	555-036	565-036	-	570-011
1974-69	Block Pipe	-	5/8" x 18 Pipe	2	090-047	-	-	-
1974-69	Camshaft	-	2-1/4"	1	555-084	-	568-015	570-017
1974-69	Cylinder Head	-	1-1/2" SC	6	555-077	565-077	-	570-008
1974-69	Oil Gallery	-	1/2"	2	555-074	-	-	-
1974-69	Oil Gallery Pipe	-	3/8" Pipe	3	090-028	-	-	-
1974-69	Thermactor Holes	-	1/2"	2	555-074	-	-	-

Expansion Plugs Applications (continued)



Make/ Engine/Years	Location	Description	Size	Qty	Dorman Steel	Dorman Brass	Dorman Copper	Dorman Rubber
FORD (continued)								
V8 - 5.8 (351M)								
1982-75	Engine Kit	-			557-010	567-010	-	-
1982-75	Block	-	1-1/2" SC	6	555-077	565-077	-	570-008
1982-75	Block (.060 OS)	-	1-49/64"	6	555-036	565-036	-	570-011
1982-75	Block Pipe	-	5/8" x 18 Pipe	2	090-047	-	-	-
1982-75	Camshaft	-	2-1/4"	1	555-084	-	568-015	570-017
1982-75	Cylinder Head	-	1-1/2" SC	6	555-077	565-077	-	570-008
1982-75	Oil Gallery	-	1/2"	2	555-074	-	-	-
1982-75	Oil Gallery Pipe	-	3/8" Pipe	3	090-028	-	-	-
1982-75	Thermactor Holes	-	1/2"	2	555-074	-	-	-
V8 - 5.8 (351W)								
1991-69	Engine Kit	-			557-009	567-009	-	-
1991-69	Block Pipe	-	3/8" Pipe	AR	090-028	-	-	-
1991-69	Block-Rear	-	3/4"	1	555-012	565-012	-	570-003
1991-69	Block/Head	-	1-1/2" SC	AR	555-077	565-077	-	570-008
1991-69	Block/Head (.060 OS)	-	1-9/16"	AR	555-029	565-029	-	570-009
1991-69	Camshaft	-	2-1/8" SC	1	555-070	-	-	570-016
1991-69	Camshaft (.060 OS)	-	2-3/16" SC	1	555-051	-	-	570-016
1991-69	Cylinder Head Pipe	-	3/4" Pipe	7	090-072	-	-	-
1991-69	Oil Gallery	-	1/2"	3	555-074	-	-	-
1991-69	Oil Gallery Pipe	-	1/4" Pipe	5	090-026	-	-	-
1991-69	Oil Gallery Pipe	-	1/4" Pipe	AR	-	490-071	-	-
1991-69	Oil Pump Plug	-	3/4"	1	555-012	565-012	-	570-003
1991-69	Oil Pump Plug	-	41/64"	1	555-061	-	-	-
V8 - 6.4 (390 CID)								
1971-61	Engine Kit	-			557-011	567-011	-	-
1971-61	Block	-	1-1/2" SC	6	555-077	565-077	-	570-008
1971-61	Block	-	1-49/64"	6	555-036	565-036	-	570-011
1971-61	Block	-	1-1/2"	6	555-028	565-028	568-009	570-008
1971-61	Block (.060 OS)	-	1-53/64"	6	555-083	-	-	570-011
1971-61	Camshaft	-	2-3/8" SC	1	555-054	-	-	570-017
1971-61	Cylinder Head	-	1-1/2"	4	555-028	565-028	568-009	570-008
1971-61	Cylinder Head	-	1-1/2" SC	4	555-077	565-077	-	570-008
1971-61	Cylinder Head	-	1-1/4"	4	555-023	565-023	568-007	570-006
1971-61	Cylinder Head	-	1-49/64"	6	555-036	565-036	-	570-011
1971-61	Cylinder Head	-	1-49/64" SC	6	555-037	565-037	-	570-011
1971-61	Cylinder Head (.060 OS)	-	1-53/64"	6	555-083	-	-	570-011
1971-61	Dipstick Hole	-	3/8"	1	555-115	-	-	-
1971-61	Oil Gallery	-	5/8"	AR	555-010	-	-	-
1971-61	Oil Gallery	-	7/16" SC	AR	555-003	-	-	-
1971-61	Oil Gallery	-	19/32" SC	3	555-060	-	-	-
1971-61	Oil Gallery	-	1-31/64" SC	1	555-026	565-026	-	570-008
1971-61	Oil Gallery	-	29/64" SC	6	555-004	565-004	-	-
1971-61	Oil Gallery Pipe	-	1/4" Pipe	AR	090-026	-	-	-
1971-61	Rocker Arm Shaft	-	17/32" SC	4	555-007	-	-	-
V8 - 6.6 (400 CID)								
1978-71	Engine Kit	-			557-010	567-010	-	-
1978-71	Block	-	1-1/2" SC	6	555-077	565-077	-	570-008
1978-71	Block (.060 OS)	-	1-9/16"	6	555-029	565-029	-	570-009
1978-71	Block Pipe	-	5/8" x 18 Pipe	2	090-047	-	-	-
1978-71	Camshaft	-	2-1/4"	1	555-084	-	568-015	570-017
1978-71	Cylinder Head	-	1-1/2" SC	6	555-077	565-077	-	570-008
1978-71	Oil Gallery	-	1/2"	2	555-074	-	-	-
1978-71	Oil Gallery Pipe	-	3/8" Pipe	3	090-028	-	-	-
1978-71	Thermactor Holes	-	1/2"	2	555-074	-	-	-
V8 - 7.0 (428 CID)								
1970-66	Engine Kit	-			557-011	567-011	-	-
1970-66	Block	-	1-49/64"	6	555-036	565-036	-	570-011
1970-66	Block	-	1-1/2" SC	6	555-077	565-077	-	570-008
1970-66	Block	-	1-1/2"	6	555-028	565-028	568-009	570-008
1970-66	Block (.060 OS)	-	1-53/64"	6	555-083	-	-	570-011
1970-66	Camshaft	-	2-3/8" SC	1	555-054	-	-	570-017
1970-66	Cylinder Head	-	1-1/2"	4	555-028	565-028	568-009	570-008
1970-66	Cylinder Head	-	1-1/2" SC	4	555-077	565-077	-	570-008
1970-66	Cylinder Head	-	1-1/4"	AR	555-023	565-023	568-007	570-006
1970-66	Cylinder Head	-	1-49/64"	6	555-036	565-036	-	570-011
1970-66	Cylinder Head	-	1-49/64" SC	6	555-037	565-037	-	570-011
1970-66	Cylinder Head (.060 OS)	-	1-53/64"	6	555-083	-	-	570-011
1970-66	Dipstick Hole	-	3/8"	1	555-115	-	-	-
1970-66	Oil Gallery	-	19/32" SC	3	555-060	-	-	-
1970-66	Oil Gallery	-	7/16" SC	AR	555-003	-	-	-
1970-66	Oil Gallery	-	29/64" SC	6	555-004	565-004	-	-
1970-66	Oil Gallery	-	1-31/64" SC	1	555-026	565-026	-	570-008
1970-66	Oil Gallery	-	5/8"	AR	555-010	-	-	-
1970-66	Oil Gallery Pipe	-	1/4" Pipe	AR	090-026	-	-	-
1970-66	Rocker Arm Shaft	-	17/32" SC	4	555-007	-	-	-
V8 - 7.0 (429 CID)								
1973-68	Engine Kit	-			557-026	567-026	-	-
1973-68	Block	-	1-1/2" SC	6	555-077	565-077	-	570-008
1973-68	Block (.060 OS)	-	1-9/16"	6	555-029	565-029	-	570-009
1973-68	Camshaft	-	2-1/2"	1	555-055	-	-	-
1973-68	Cylinder Head	-	1-1/2" SC	6	555-077	565-077	-	570-008



Expansion Plugs Applications (continued)

Make/ Engine/Years	Location	Description	Size	Qty	Dorman Steel	Dorman Brass	Dorman Copper	Dorman Rubber
FORD (continued)								
V8 - 7.0 (429 CID) (continued)								
1973-68	Cylinder Head (.060 OS)	-	1-9/16"	6	555-029	565-029	-	570-009
1973-68	Cylinder Head Pipe	-	3/4" Pipe	6	090-072	-	-	-
1973-68	Cylinder Head Thermactor	-	43/64"	2	555-120	-	-	-
1973-68	Oil Gallery	-	29/64" SC	AR	555-004	565-004	-	-
1973-68	Oil Gallery Pipe	-	1/4" Pipe	4	090-026	-	-	-
1973-68	Oil Gallery Pipe	-	3/8" Pipe	2	090-028	-	-	-
1973-68	Oil Gallery Pipe	-	3/8" Pipe	3	090-019	-	-	-
1973-68	Oil Gallery Pipe	-	5/8" x 18 Pipe	2	090-047	-	-	-
V8 - 7.5 (460 CID)								
1997-73	Cylinder Head Pipe	-	3/4" Pipe	6	090-072	-	-	-
1978-72	Engine Kit	-	-	-	557-026	567-026	-	-
1978-72	Block	-	1-1/2" SC	6	555-077	565-077	-	570-008
1978-72	Block (.060 OS)	-	1-9/16"	6	555-029	565-029	-	570-009
1978-72	Camshaft	-	2-1/2"	1	555-055	-	-	-
1978-72	Cylinder Head	-	1-1/2" SC	6	555-077	565-077	-	570-008
1978-72	Cylinder Head Pipe	-	3/4" Pipe	6	090-072	-	-	-
1978-72	Cylinder Head Thermactor	-	43/64"	2	555-120	-	-	-
1978-72	Oil Gallery	-	29/64" SC	AR	555-004	565-004	-	-
1978-72	Oil Gallery Pipe	-	3/8" Pipe	2	090-028	-	-	-
1978-72	Oil Gallery Pipe	-	5/8" x 18 Pipe	2	090-047	-	-	-
1978-72	Oil Gallery Pipe	-	1/4" Pipe	4	090-026	-	-	-
FORD TRUCK								
L4 - 1.8 (110 CID)								
1980-72	Engine Kit	Courier	-	-	557-041	567-041	-	-
1980-72	Block	Courier	1-3/8"	4	555-025	565-025	568-008	570-007
1980-72	Block	Courier	20mm	2	555-101	565-101	-	-
1980-72	Block	Courier	35mm	4	555-093	565-093	-	570-007
1980-72	Block	Courier	50mm	1	555-105	565-105	-	570-012
1980-72	Block Pipe	Courier	1/4" Pipe	AR	090-026	-	-	-
1980-72	Cylinder Head	Courier	1-3/8"	2	555-025	565-025	568-008	570-007
1980-72	Cylinder Head	Courier	35mm	2	555-093	565-093	-	570-007
L4 - 2.0 (122 CID)								
2004-01	Block	-	2-3/16" SC	1	555-051	-	-	570-016
2004-01	Block	-	1-3/8"	4	555-025	565-025	568-008	570-007
2004-01	Cylinder Head	-	1-7/16"	1	555-146	-	-	-
1989-83	Engine Kit	Ranger	-	-	557-029	567-029	-	-
1989-83	Block-Rear	Ranger	2-1/16" SC	1	555-048	565-048	568-013	570-014
1989-83	Block-Rear	Ranger	2-1/16" SC	1	555-073	565-073	-	570-014
1989-83	Block-Rear (.060 OS)	Ranger	2-1/8" SC	1	555-070	-	-	570-016
1989-83	Block/Head	Ranger	1-1/2" SC	4	555-077	565-077	-	570-008
1989-83	Block/Head (.060 OS)	Ranger	1-9/16"	1	555-029	565-029	-	570-009
1982-81	Engine Kit	Courier	-	-	557-041	567-041	-	-
1982-81	Block	Courier	1-3/8"	4	555-025	565-025	568-008	570-007
1982-81	Block	Courier	20mm	2	555-101	565-101	-	-
1982-81	Block	Courier	35mm	4	555-093	565-093	-	570-007
1982-81	Block	Courier	50mm	1	555-105	565-105	-	570-012
1982-81	Block Pipe	Courier	1/4" Pipe	AR	090-026	-	-	-
1982-81	Cylinder Head	Courier	1-3/8"	2	555-025	565-025	568-008	570-007
1982-81	Cylinder Head	Courier	35mm	2	555-093	565-093	-	570-007
L4 - 2.2 (134 CID)								
1984-83	Engine Kit	Diesel	-	-	NA	-	-	-
1984-83	Block	Diesel	30mm	4	555-100	565-100	-	570-006
1984-83	Block	Diesel	50mm	2	555-105	565-105	-	570-012
1984-83	Block Pipe	Diesel	1/8" Pipe	3	090-046	-	-	-
1984-83	Cylinder Head	Diesel	30mm	4	555-100	565-100	-	570-006
L4 - 2.3 (140 CID)								
1997-95	Engine Kit	-	-	-	NA	-	-	-
1997-95	Block	-	1-1/2" SC	4	555-077	565-077	-	570-008
1997-95	Block	-	29/64" SC	1	555-004	565-004	-	-
1997-95	Block	-	53/64"	1	555-118	-	-	570-003
1997-95	Block-Rear	-	2-1/16" SC	1	555-048	565-048	568-013	570-014
1997-95	Block-Rear	-	2-1/16" SC	1	555-073	565-073	-	570-014
1997-95	Block-Rear (.060 OS)	-	2-1/8" SC	1	555-070	-	-	570-016
1997-95	Block/Head	-	1-1/2" SC	4	555-077	565-077	-	570-008
1997-95	Block/Head (.060 OS)	-	1-9/16"	4	555-029	565-029	-	570-009
1997-95	Monolithic Timing Hole	-	5/8"	4	555-010	-	-	-
1994-91	Engine Kit	-	-	-	557-029	567-029	-	-
1994-91	Block	-	1-1/2" SC	4	555-077	565-077	-	570-008
1994-91	Block Pipe	-	1/4" Pipe	AR	090-026	-	-	-
1994-91	Block Pipe	-	3/8" Pipe	AR	090-028	-	-	-
1994-91	Block-Rear	-	2-1/16" SC	1	555-048	565-048	568-013	570-014
1994-91	Block-Rear	-	2-1/16" SC	1	555-073	565-073	-	570-014
1994-91	Block-Rear (.060 OS)	-	2-1/8" SC	1	555-070	-	-	570-016
1994-91	Block/Head	-	1-1/2" SC	4	555-077	565-077	-	570-008
1994-91	Block/Head (.060 OS)	-	1-9/16"	4	555-029	565-029	-	570-009
1994-91	Cylinder Head Pipe	-	1/4" Pipe	3	090-026	-	-	-
1994-91	Monolithic Timing Hole	-	5/8"	4	555-010	-	-	-
1990-88	Engine Kit	-	-	-	557-029	567-029	-	-
1990-88	Block Pipe	-	1/4" Pipe	AR	090-026	-	-	-
1990-88	Block Pipe	-	3/8" Pipe	AR	090-028	-	-	-
1990-88	Block-Rear	-	2-1/16" SC	1	555-048	565-048	568-013	570-014

Expansion Plugs Applications (continued)



Make/ Engine/Years	Location	Description	Size	Qty	Dorman Steel	Dorman Brass	Dorman Copper	Dorman Rubber
FORD TRUCK (continued)								
L4 - 2.3 (140 CID) (continued)								
1990-88	Block-Rear	-	2-1/16" SC	1	555-073	565-073	-	570-014
1990-88	Block-Rear (.060 OS)	-	2-1/8" SC	1	555-070	-	-	570-016
1990-88	Block/Head	-	1-1/2" SC	4	555-077	565-077	-	570-008
1990-88	Block/Head (.060 OS)	-	1-9/16"	4	555-029	565-029	-	570-009
1990-88	Cylinder Head Pipe	-	1/4" Pipe	3	090-026	-	-	-
1990-88	Monolithic Timing Hole	-	5/8"	4	555-010	-	-	-
1987-85	Engine Kit	Diesel	-	-	NA	-	-	-
1987-85	Engine Kit	Gas	-	-	557-029	567-029	-	-
1987-85	Block-Rear	Gas	2-1/16" SC	1	555-048	565-048	568-013	570-014
1987-85	Block-Rear	Gas	2-1/16" SC	1	555-073	565-073	-	570-014
1987-85	Block-Rear (.060 OS)	Gas	2-1/8" SC	1	555-070	-	-	570-016
1987-85	Block/Head	Diesel	28mm	2	555-117	-	-	570-005
1987-85	Block/Head	Diesel	40.8mm	AR	555-095	565-095	-	570-009
1987-85	Block/Head	Diesel	50mm	2	555-094	-	-	570-012
1987-85	Block/Head	Gas	1-1/2" SC	4	555-077	565-077	-	570-008
1987-85	Block/Head (.060 OS)	Gas	1-9/16"	4	555-029	565-029	-	570-009
1987-85	Monolithic Timing Hole	Gas	5/8"	4	555-010	-	-	-
1984-83	Engine Kit	-	-	-	557-029	567-029	-	-
1984-83	Block Pipe	-	1/4" Pipe	AR	090-026	-	-	-
1984-83	Block Pipe	-	3/8" Pipe	AR	090-028	-	-	-
1984-83	Block-Rear	-	2-1/16" SC	1	555-073	565-073	-	570-014
1984-83	Block-Rear	-	2-1/16" SC	1	555-048	565-048	568-013	570-014
1984-83	Block-Rear (.060 OS)	-	2-1/8" SC	1	555-070	-	-	570-016
1984-83	Block/Head	-	1-1/2" SC	4	555-077	565-077	-	570-008
1984-83	Block/Head (.060 OS)	-	1-9/16"	4	555-029	565-029	-	570-009
1984-83	Cylinder Head Pipe	-	1/4" Pipe	3	090-026	-	-	-
1984-83	Monolithic Timing Hole	-	5/8"	4	555-010	-	-	-
1982-77	Engine Kit	Courier	-	-	557-029	567-029	-	-
1982-77	Block-Rear	Courier	2-1/16" SC	1	555-048	565-048	568-013	570-014
1982-77	Block-Rear	Courier	2-1/16" SC	1	555-073	565-073	-	570-014
1982-77	Block-Rear (.060 OS)	Courier	2-1/8" SC	1	555-070	-	-	570-016
1982-77	Block/Head	Courier	1-1/2" SC	1	555-077	565-077	-	570-008
1982-77	Block/Head (.060 OS)	Courier	1-9/16"	4	555-029	565-029	-	570-009
1982-77	Monolithic Timing Hole	Courier	5/8"	1	555-010	-	-	-
L4 - 2.5 (150 CID)								
2001-98	Engine Kit	Ranger	-	-	NA	-	-	-
2001-98	Block	Ranger	29/64" SC	1	555-004	565-004	-	-
2001-98	Block	Ranger	53/64"	1	555-118	-	-	570-003
2001-98	Block	Ranger	3/4"	1	555-012	565-012	-	570-003
2001-98	Block/Head	Ranger	1-1/2" SC	6	555-077	565-077	-	570-008
L6 - 2.8 (170 CID)								
1972-62	Engine Kit	-	-	-	557-006	567-006	-	-
1972-62	Block	-	2-1/16" SC	2	555-048	565-048	568-013	570-014
1972-62	Block	-	2-1/16" SC	2	555-073	565-073	-	570-014
1972-62	Block (.060 OS)	-	2-1/8" SC	2	555-070	-	-	570-016
1972-62	Block/Head	-	1" SC	6	555-018	565-018	-	570-005
1972-62	Block/Head	-	1-49/64"	6	555-036	565-036	-	570-011
1972-62	Block/Head (.060 OS)	-	1-53/64"	6	555-083	-	-	570-011
1972-62	Camshaft	-	2-1/16" SC	2	555-048	565-048	568-013	570-014
1972-62	Camshaft	-	2-1/16" SC	2	555-073	565-073	-	570-014
1972-62	Camshaft (.060 OS)	-	2-1/8" SC	2	555-070	-	-	570-016
1972-62	Dipstick Hole	-	3/8"	1	555-115	-	-	-
1972-62	Intake Manifold	-	1" SC	6	555-018	565-018	-	570-005
1972-62	Intake Manifold (.060 OS)	-	1-53/64"	6	555-083	-	-	570-011
1972-62	Oil Gallery Pipe	-	1/4" Pipe	2	090-026	-	-	-
1972-62	Oil Pump Relief Valve	-	19/32" SC	2	555-060	-	-	-
1972-62	Rocker Arm Shaft	-	17/32" SC	2	555-007	-	-	-
L6 - 3.3 (200 CID)								
1974-73	Engine Kit	-	-	-	557-006	567-006	-	-
1974-73	Block	-	2-1/16" SC	2	555-048	565-048	568-013	570-014
1974-73	Block	-	2-1/16" SC	2	555-073	565-073	-	570-014
1974-73	Block (.060 OS)	-	2-1/8" SC	2	555-070	-	-	570-016
1974-73	Block/Head	-	1" SC	6	555-018	565-018	-	570-005
1974-73	Block/Head	-	1-49/64"	6	555-036	565-036	-	570-011
1974-73	Block/Head (.060 OS)	-	1-53/64"	6	555-083	-	-	570-011
1974-73	Camshaft	-	2-1/16" SC	2	555-048	565-048	568-013	570-014
1974-73	Camshaft	-	2-1/16" SC	2	555-073	565-073	-	570-014
1974-73	Camshaft (.060 OS)	-	2-1/8" SC	2	555-070	-	-	570-016
1974-73	Dipstick Hole	-	3/8"	1	555-115	-	-	-
1974-73	Intake Manifold	-	1" SC	6	555-018	565-018	-	570-005
1974-73	Intake Manifold (.060 OS)	-	1-53/64"	6	555-083	-	-	570-011
1974-73	Oil Gallery	-	29/64" SC	1	555-004	565-004	-	-
1974-73	Oil Gallery Pipe	-	1/4" Pipe	2	090-026	-	-	-
1974-73	Oil Pump Relief Valve	-	19/32" SC	2	555-060	-	-	-
1974-73	Rocker Arm Shaft	-	17/32" SC	2	555-007	-	-	-
L6 - 3.9 (240 CID)								
1974-65	Engine Kit	-	-	-	557-008	567-008	-	-
1974-65	Block	-	2-1/16" SC	1	555-048	565-048	568-013	570-014
1974-65	Block	-	2-1/16" SC	1	555-073	565-073	-	570-014
1974-65	Block	-	1/2"	1	555-074	-	-	-
1974-65	Block	-	1-41/64"	AR	555-068	565-068	-	570-010

Expansion Plugs Applications (continued)



Expansion Plug Applications

8

Make/ Engine/Years	Location	Description	Size	Qty	Dorman Steel	Dorman Brass	Dorman Copper	Dorman Rubber
FORD TRUCK (continued)								
L6 - 3.9 (240 CID) (continued)								
1974-65	Block	-	3/8"	1	555-115	-	-	-
1974-65	Block (.060 OS)	-	2-1/8" SC	1	555-070	-	-	570-016
1974-65	Block-Drain Pipe	-	1/4" Pipe	AR	090-026	-	-	-
1974-65	Block/Head	-	1-45/64" SC	AR	555-033	565-033	-	570-010
1974-65	Camshaft	-	2-3/16" SC	1	555-051	-	-	570-016
1974-65	Camshaft (.060 OS)	-	2-1/4"	1	555-084	-	568-015	570-017
1974-65	Cylinder Head	-	1-41/64"	AR	555-068	565-068	-	570-010
1974-65	Cylinder Head	-	2-1/16" SC	1	555-048	565-048	568-013	570-014
1974-65	Cylinder Head	-	2-1/16" SC	1	555-073	565-073	-	570-014
1974-65	Cylinder Head (.060 OS)	-	2-1/8" SC	1	555-070	-	-	570-016
1974-65	Cylinder Head Pipe	-	3/4" Pipe	4	090-072	-	-	-
1974-65	Oil Gallery	-	1/4"	1	555-122	-	-	-
1974-65	Oil Gallery Pipe	-	1/4" Pipe	AR	090-026	-	-	-
1974-65	Oil Gallery Pipe	-	3/8" Pipe	2	090-028	-	-	-
1974-65	Oil Gallery Pipe	-	3/8" Pipe	2	090-019	-	-	-
1974-65	Oil Pump Relief Valve	-	41/64"	1	555-061	-	-	-
L6 - 4.9 (300 CID)								
1996-65	Engine Kit	-	-	-	557-008	567-008	-	-
1996-65	Block	-	1-41/64"	AR	555-068	565-068	-	570-010
1996-65	Block	-	1/2"	1	555-074	-	-	-
1996-65	Block	-	2-1/16" SC	1	555-048	565-048	568-013	570-014
1996-65	Block	-	2-1/16" SC	1	555-073	565-073	-	570-014
1996-65	Block	-	3/8"	1	555-115	-	-	-
1996-65	Block (.060 OS)	-	2-1/8" SC	1	555-070	-	-	570-016
1996-65	Block-Drain Pipe	-	1/4" Pipe	AR	090-026	-	-	-
1996-65	Block/Head	-	1-45/64" SC	AR	555-033	565-033	-	570-010
1996-65	Camshaft	-	2-3/16" SC	1	555-051	-	-	570-016
1996-65	Camshaft (.060 OS)	-	2-1/4"	1	555-084	-	568-015	570-017
1996-65	Cylinder Head	-	2-1/16" SC	1	555-048	565-048	568-013	570-014
1996-65	Cylinder Head	-	2-1/16" SC	1	555-073	565-073	-	570-014
1996-65	Cylinder Head	-	1-41/64"	AR	555-068	565-068	-	570-010
1996-65	Cylinder Head (.060 OS)	-	2-1/8" SC	1	555-070	-	-	570-016
1996-65	Cylinder Head Pipe	-	3/4" Pipe	4	090-072	-	-	-
1996-65	Oil Gallery	-	1/4"	1	555-122	-	-	-
1996-65	Oil Gallery	-	29/64" SC	6	555-004	565-004	-	-
1996-65	Oil Gallery Pipe	-	1/4" Pipe	AR	090-026	-	-	-
1996-65	Oil Gallery Pipe	-	3/8" Pipe	2	090-019	-	-	-
1996-65	Oil Gallery Pipe	-	3/8" Pipe	2	090-028	-	-	-
1996-65	Oil Pump Relief Valve	-	41/64"	1	555-061	-	-	-
L6 - 6.6 (401 CID)								
1991-87	Engine Kit	FTO Diesel	-	-	NA	-	-	-
1991-87	Block	FTO Diesel	1-9/16"	5	555-029	565-029	-	570-009
1991-87	Block-Drain	FTO Diesel	1-33/64"	5	555-116	-	-	570-009
1991-87	Block-Front	FTO Diesel	15.9mm	1	555-108	-	-	-
1991-87	Block-Front	FTO Diesel	53/64"	1	555-118	-	-	570-003
1991-87	Block-Rear	FTO Diesel	1-53/64"	1	555-083	-	-	570-011
1991-87	Block-Rear Pipe	FTO Diesel	1/2" Pipe	1	090-022	-	-	-
1991-87	Block-Side Pipe	FTO Diesel	1/4" Pipe	3	-	490-075	-	-
1991-87	Block-Side Pipe	FTO Diesel	3/4" Pipe	1	090-072	-	-	-
1991-87	Cylinder Head	FTO Diesel	1-53/64"	1	555-083	-	-	570-011
1991-87	Cylinder Head-Top	FTO Diesel	1-1/8" SC	6	555-020	565-020	-	570-005
1991-87	Cylinder Head-Top (.065 OS)	FTO Diesel	30mm	AR	555-100	565-100	-	570-006
L6 - 7.8 (477 CID)								
1991-87	Engine Kit	FTO Diesel	-	-	NA	-	-	-
1991-87	Block	FTO Diesel	1-9/16"	5	555-029	565-029	-	570-009
1991-87	Block-Drain	FTO Diesel	1-33/64"	5	555-116	-	-	570-009
1991-87	Block-Front	FTO Diesel	15.9mm	1	555-108	-	-	-
1991-87	Block-Front	FTO Diesel	53/64"	1	555-118	-	-	570-003
1991-87	Block-Rear	FTO Diesel	1-53/64"	1	555-083	-	-	570-011
1991-87	Block-Rear Pipe	FTO Diesel	1/2" Pipe	1	090-022	-	-	-
1991-87	Block-Side Pipe	FTO Diesel	1/4" Pipe	3	-	490-075	-	-
1991-87	Block-Side Pipe	FTO Diesel	3/4" Pipe	1	090-072	-	-	-
1991-87	Cylinder Head	FTO Diesel	1-53/64"	1	555-083	-	-	570-011
1991-87	Cylinder Head-Top	FTO Diesel	1-1/8" SC	6	555-020	565-020	-	570-005
1991-87	Cylinder Head-Top (.065 OS)	FTO Diesel	30mm	AR	555-100	565-100	-	570-006
V10 - 6.8 (415 CID)								
2005-97	Engine Kit	-	-	-	NA	-	-	-
2005-97	Block	-	17/32" SC	2	555-007	-	-	-
2005-97	Cylinder Head	-	29/64" SC	2	555-004	565-004	-	-
V6 - 2.8 (171 CID)								
1986-83	Engine Kit	-	-	-	557-030	567-030	-	-
1986-83	Block	-	1-1/2" SC	AR	555-077	565-077	-	570-008
1986-83	Block (.065 OS)	-	1-9/16"	AR	555-029	565-029	-	570-009
1986-83	Block Pipe	-	1/8" Pipe	8	-	490-070	-	-
1986-83	Camshaft	-	2"	1	555-069	565-069	568-012	570-012
1986-83	Camshaft (.060 OS)	-	2-1/16" SC	AR	555-048	565-048	568-013	570-014
1986-83	Camshaft (.060 OS)	-	2-1/16" SC	AR	555-073	565-073	-	570-014
1986-83	Cylinder Head	-	1-1/2" SC	AR	555-077	565-077	-	570-008
1986-83	Cylinder Head (.065 OS)	-	1-9/16"	AR	555-029	565-029	-	570-009
1986-83	Oil Gallery Pipe	-	1/4" Pipe	2	090-026	-	-	-
1986-83	Oil Gallery Pipe	-	1/8" Pipe	1	-	490-070	-	-

Expansion Plugs Applications (continued)



Make/ Engine/Years	Location	Description	Size	Qty	Dorman Steel	Dorman Brass	Dorman Copper	Dorman Rubber
FORD TRUCK (continued)								
V6 - 2.9 (177 CID)								
1992-86	Engine Kit	-			NA	-	-	-
1992-86	Block Pipe	-	1/8" Pipe	8	-	490-070	-	-
1992-86	Block-Drain Pipe	-	1/8" Pipe	8	-	490-070	-	-
1992-86	Block/Head	-	1-1/2" SC	AR	555-077	565-077	-	570-008
1992-86	Block/Head (.065 OS)	-	1-41/64"	AR	555-068	565-068	-	570-010
1992-86	Camshaft	-	2-1/16" SC	AR	555-073	565-073	-	570-014
1992-86	Camshaft	-	2"	1	555-069	565-069	568-012	570-012
1992-86	Cylinder Head Pipe	-	3/4" Pipe	4	090-072	-	-	-
1992-86	Oil Gallery Pipe	-	1/4" Pipe	1	090-026	-	-	-
V6 - 3.0 (182 CID)								
2005-86	Engine Kit	-			557-051	567-051	-	-
2005-86	Balance Shaft	-	2-1/4"	1	555-084	-	568-015	570-017
2005-86	Block Pipe	-	1/4" Pipe	4	090-026	-	-	-
2005-86	Block Pipe	-	3/8" Pipe	2	090-028	-	-	-
2005-86	Block/Head	-	1-1/2" SC	5	555-077	565-077	-	570-008
2005-86	Block/Head	-	1-45/64" SC	AR	555-033	565-033	-	570-010
2005-86	Block/Head (.060 OS)	-	1-9/16"	AR	555-029	565-029	-	570-009
2005-86	Camshaft	-	2-1/4"	1	555-111	-	-	570-016
2005-86	Cylinder Head	-	1-1/4" SC	5	555-024	565-024	568-007	570-006
2005-86	Cylinder Head Thermactor	-	43/64"	2	555-120	-	-	-
2005-86	Cylinder Head Thermactor (.030 OS)	-	-	45/64"	-	AR	555-082	-
2005-86	Monolithic Timing Hole	-	5/8"	1	555-010	-	-	-
2005-86	Oil Gallery Pipe	-	1/4" Pipe	6	090-026	-	-	-
2003-86	Oil Gallery Pipe	-	3/8" Pipe	AR	090-028	-	-	-
V6 - 3.8 (232 CID)								
2003-95	Engine Kit	-			557-054	-	-	-
2003-95	Block	-	1-1/2" SC	AR	555-077	565-077	-	570-008
2003-95	Block	-	1-41/64"	AR	555-068	565-068	-	570-010
2003-95	Block (.060 OS)	-	1-9/16"	AR	555-029	565-029	-	570-009
2003-95	Block Pipe	-	1/4" Pipe	4	090-026	-	-	-
2003-95	Block Pipe	-	3/8" Pipe	AR	090-028	-	-	-
2003-95	Block Pipe	-	5/8" x 18 Pipe	3	090-047	-	-	-
2003-95	Camshaft	-	1-45/64" SC	AR	555-033	565-033	-	570-010
2003-95	Cylinder Head	-	1-41/64"	2	555-068	565-068	-	570-010
2003-95	Oil Gallery Pipe	-	5/8" x 18 Pipe	3	090-047	-	-	-
1983-82	Engine Kit	-			557-054	-	-	-
1983-82	Block	-	1-1/2" SC	6	555-077	565-077	-	570-008
1983-82	Block (.060 OS)	-	1-9/16"	AR	555-029	565-029	-	570-009
1983-82	Block Pipe	-	1/4" Pipe	4	090-026	-	-	-
1983-82	Block Pipe	-	3/8" Pipe	AR	090-028	-	-	-
1983-82	Block Pipe	-	5/8" x 18 Pipe	3	090-047	-	-	-
1983-82	Camshaft	-	2-1/4"	1	555-084	-	568-015	570-017
1983-82	Cylinder Head	-	1-41/64"	2	555-068	565-068	-	570-010
1983-82	Cylinder Head	-	43/64"	2	555-120	-	-	-
1983-82	Oil Gallery Pipe	-	5/8" x 18 Pipe	3	090-047	-	-	-
V6 - 4.0 (245 CID)								
2005-97	Engine Kit	-			NA	-	-	-
2005-97	Block-Drain Pipe	-	1/8" Pipe	4	-	490-070	-	-
2005-97	Block/Head	-	1-9/16"	AR	555-029	565-029	-	570-009
2005-97	Block/Head	-	1-1/2" SC	AR	555-077	565-077	-	570-008
2005-97	Cylinder Head	-	1-9/16"	4	555-029	565-029	-	570-009
1996-90	Engine Kit	-			NA	-	-	-
1996-90	Block-Drain Pipe	-	1/8" Pipe	4	-	490-070	-	-
1996-90	Block/Head	-	1-1/2" SC	AR	555-077	565-077	-	570-008
1996-90	Cylinder Head	-	1-9/16"	4	555-029	565-029	-	570-009
V6 - 4.2 (256 CID)								
2005-97	Engine Kit	-			NA	-	-	-
2005-97	Block	-	1-41/64"	AR	555-068	565-068	-	570-010
2005-97	Block/Head	-	1-1/2" SC	8	555-077	565-077	-	570-008
V8 - 4.2 (255 CID)								
1982-81	Engine Kit	-			557-009	567-009	-	-
1982-81	Block Pipe	-	3/8" Pipe	AR	090-028	-	-	-
1982-81	Block-Rear	-	3/4"	1	555-012	565-012	-	570-003
1982-81	Block/Head	-	1-1/2" SC	AR	555-077	565-077	-	570-008
1982-81	Block/Head (.060 OS)	-	1-9/16"	AR	555-029	565-029	-	570-009
1982-81	Camshaft	-	2-1/8" SC	1	555-070	-	-	570-016
1982-81	Camshaft (.060 OS)	-	2-3/16" SC	1	555-051	-	-	570-016
1982-81	Cylinder Head Pipe	-	3/4" Pipe	7	090-072	-	-	-
1982-81	Oil Gallery	-	1/2"	3	555-074	-	-	-
1982-81	Oil Gallery Pipe	-	1/4" Pipe	5	090-026	-	-	-
1982-81	Oil Gallery Pipe	-	1/4" Pipe	AR	-	490-071	-	-
1982-81	Oil Pump Plug	-	3/4"	1	555-012	565-012	-	570-003
1982-81	Oil Pump Plug	-	41/64"	1	555-061	-	-	-
V8 - 4.6 (281 CID)								
2005-97	Engine Kit	-			NA	-	-	-
2005-97	Block	-	17/32" SC	2	555-007	-	-	-
2005-97	Block Pipe	-	3/8" Pipe	2	090-028	-	-	-
2005-97	Block/Head	-	1-1/2" SC	AR	555-077	565-077	-	570-008
2005-97	Cylinder Head	-	29/64" SC	AR	555-004	565-004	-	-
2005-97	Cylinder Head Pipe	-	3/8" Pipe	6	090-028	-	-	-

Expansion Plugs Applications (continued)



Make/ Engine/Years	Location	Description	Size	Qty	Dorman Steel	Dorman Brass	Dorman Copper	Dorman Rubber
FORD TRUCK (continued)								
V8 - 5.0 (302 CID)								
2001-68	Engine Kit	-			557-009	567-009	-	-
2001-68	Block Pipe	-	3/8" Pipe	AR	090-028	-	-	-
2001-68	Block-Rear	-	3/4"	1	555-012	565-012	-	570-003
2001-68	Block/Head	-	1-1/2" SC	AR	555-077	565-077	-	570-008
2001-68	Block/Head (.060 OS)	-	1-9/16"	AR	555-029	565-029	-	570-009
2001-68	Camshaft	-	2-1/8" SC	1	555-070	-	-	570-016
2001-68	Camshaft (.060 OS)	-	2-3/16" SC	1	555-051	-	-	570-016
2001-68	Cylinder Head Pipe	-	3/4" Pipe	7	090-072	-	-	-
2001-68	Oil Gallery	-	1/2"	3	555-074	-	-	-
2001-68	Oil Gallery Pipe	-	1/4" Pipe	AR	-	490-071	-	-
2001-68	Oil Gallery Pipe	-	1/4" Pipe	5	090-026	-	-	-
2001-68	Oil Pump Plug	-	3/4"	1	555-012	565-012	-	570-003
2001-68	Oil Pump Plug	-	41/64"	1	555-061	-	-	-
V8 - 5.4 (330 CID)								
2005-97	Engine Kit	-			NA	-	-	-
2005-97	Block	-	17/32" SC	2	555-007	-	-	-
2005-97	Block/Head	-	1-1/2" SC	6	555-077	565-077	-	570-008
2005-97	Cylinder Head	-	29/64" SC	2	555-004	565-004	-	-
1976-64	Engine Kit	-			557-011	567-011	-	-
1976-64	Block	-	1-1/2"	6	555-028	565-028	568-009	570-008
1976-64	Block	-	1-1/2" SC	6	555-077	565-077	-	570-008
1976-64	Block	-	1-49/64"	6	555-036	565-036	-	570-011
1976-64	Block (.060 OS)	-	1-53/64"	6	555-083	-	-	570-011
1976-64	Camshaft	-	2-3/8" SC	1	555-054	-	-	570-017
1976-64	Cylinder Head	-	1-1/2" SC	4	555-077	565-077	-	570-008
1976-64	Cylinder Head	-	1-49/64" SC	6	555-037	565-037	-	570-011
1976-64	Cylinder Head	-	1-49/64"	6	555-036	565-036	-	570-011
1976-64	Cylinder Head	-	1-1/2"	4	555-028	565-028	568-009	570-008
1976-64	Cylinder Head	-	1-1/4"	AR	555-023	565-023	568-007	570-006
1976-64	Cylinder Head (.060 OS)	-	1-53/64"	6	555-083	-	-	570-011
1976-64	Dipstick Hole	-	3/8"	1	555-115	-	-	-
1976-64	Oil Gallery	-	1-31/64" SC	1	555-026	565-026	-	570-008
1976-64	Oil Gallery	-	19/32" SC	3	555-060	-	-	-
1976-64	Oil Gallery	-	29/64" SC	6	555-004	565-004	-	-
1976-64	Oil Gallery	-	5/8"	AR	555-010	-	-	-
1976-64	Oil Gallery	-	7/16" SC	AR	555-003	-	-	-
1976-64	Oil Gallery Pipe	-	1/4" Pipe	AR	090-026	-	-	-
1976-64	Rocker Arm Shaft	-	17/32" SC	4	555-007	-	-	-
V8 - 5.8 (351M)								
1982-75	Engine Kit	-			557-010	567-010	-	-
1982-75	Block	-	1-1/2" SC	6	555-077	565-077	-	570-008
1982-75	Block (.060 OS)	-	1-49/64"	6	555-036	565-036	-	570-011
1982-75	Block Pipe	-	5/8" x 18 Pipe	2	090-047	-	-	-
1982-75	Camshaft	-	2-1/4"	1	555-084	-	568-015	570-017
1982-75	Cylinder Head	-	1-1/2" SC	6	555-077	565-077	-	570-008
1982-75	Oil Gallery	-	1/2"	2	555-074	-	-	-
1982-75	Oil Gallery Pipe	-	3/8" Pipe	3	090-028	-	-	-
1982-75	Thermactor Holes	-	1/2"	2	555-074	-	-	-
V8 - 5.8 (351W)								
1997-75	Engine Kit	-			557-009	567-009	-	-
1997-75	Block Pipe	-	3/8" Pipe	AR	090-028	-	-	-
1997-75	Block-Rear	-	3/4"	1	555-012	565-012	-	570-003
1997-75	Block/Head	-	1-1/2" SC	AR	555-077	565-077	-	570-008
1997-75	Block/Head (.060 OS)	-	1-9/16"	AR	555-029	565-029	-	570-009
1997-75	Camshaft	-	2-1/8" SC	1	555-070	-	-	570-016
1997-75	Camshaft (.060 OS)	-	2-3/16" SC	1	555-051	-	-	570-016
1997-75	Cylinder Head Pipe	-	3/4" Pipe	7	090-072	-	-	-
1997-75	Oil Gallery	-	1/2"	3	555-074	-	-	-
1997-75	Oil Gallery Pipe	-	1/4" Pipe	5	090-026	-	-	-
1997-75	Oil Gallery Pipe	-	1/4" Pipe	AR	-	490-071	-	-
1997-75	Oil Pump Plug	-	3/4"	1	555-012	565-012	-	570-003
1997-75	Oil Pump Plug	-	41/64"	1	555-061	-	-	-
V8 - 5.9 (360 CID)								
1976-68	Engine Kit	-			557-011	567-011	-	-
1976-68	Block	-	1-1/2"	6	555-028	565-028	568-009	570-008
1976-68	Block	-	1-1/2" SC	6	555-077	565-077	-	570-008
1976-68	Block	-	1-49/64"	6	555-036	565-036	-	570-011
1976-68	Block (.060 OS)	-	1-53/64"	6	555-083	-	-	570-011
1976-68	Camshaft	-	2-3/8" SC	1	555-054	-	-	570-017
1976-68	Cylinder Head	-	1-49/64" SC	6	555-037	565-037	-	570-011
1976-68	Cylinder Head	-	1-49/64"	6	555-036	565-036	-	570-011
1976-68	Cylinder Head	-	1-1/4"	4	555-023	565-023	568-007	570-006
1976-68	Cylinder Head	-	1-1/2"	4	555-028	565-028	568-009	570-008
1976-68	Cylinder Head	-	1-1/2" SC	4	555-077	565-077	-	570-008
1976-68	Cylinder Head (.060 OS)	-	1-53/64"	6	555-083	-	-	570-011
1976-68	Dipstick Hole	-	3/8"	1	555-115	-	-	-
1976-68	Oil Gallery	-	1-31/64" SC	1	555-026	565-026	-	570-008
1976-68	Oil Gallery	-	19/32" SC	3	555-060	-	-	-
1976-68	Oil Gallery	-	29/64" SC	6	555-004	565-004	-	-
1976-68	Oil Gallery	-	5/8"	AR	555-010	-	-	-
1976-68	Oil Gallery	-	7/16" SC	AR	555-003	-	-	-

Expansion Plugs Applications (continued)



Make/ Engine/Years	Location	Description	Size	Qty	Dorman Steel	Dorman Brass	Dorman Copper	Dorman Rubber
FORD TRUCK (continued)								
V8 - 5.9 (360 CID) (continued)								
1976-68	Oil Gallery Pipe	-	1/4" Pipe	AR	090-026	-	-	-
1976-68	Rocker Arm Shaft	-	17/32" SC	4	555-007	-	-	-
V8 - 5.9 (361 CID)								
1978-64	Engine Kit	-	-	-	557-011	567-011	-	-
1978-64	Block	-	1-1/2" SC	6	555-077	565-077	-	570-008
1978-64	Block	-	1-49/64"	6	555-036	565-036	-	570-011
1978-64	Block	-	1-1/2"	6	555-028	565-028	568-009	570-008
1978-64	Block (.060 OS)	-	1-53/64"	6	555-083	-	-	570-011
1978-64	Camshaft	-	2-3/8" SC	1	555-054	-	-	570-017
1978-64	Cylinder Head	-	1-1/2" SC	4	555-077	565-077	-	570-008
1978-64	Cylinder Head	-	1-49/64" SC	6	555-037	565-037	-	570-011
1978-64	Cylinder Head	-	1-1/4"	4	555-023	565-023	568-007	570-006
1978-64	Cylinder Head	-	1-1/2"	4	555-028	565-028	568-009	570-008
1978-64	Cylinder Head	-	1-49/64"	6	555-036	565-036	-	570-011
1978-64	Cylinder Head (.060 OS)	-	1-53/64"	6	555-083	-	-	570-011
1978-64	Dipstick Hole	-	3/8"	1	555-115	-	-	-
1978-64	Oil Gallery	-	1-31/64" SC	1	555-026	565-026	-	570-008
1978-64	Oil Gallery	-	7/16" SC	AR	555-003	-	-	-
1978-64	Oil Gallery	-	5/8"	AR	555-010	-	-	-
1978-64	Oil Gallery	-	19/32" SC	3	555-060	-	-	-
1978-64	Oil Gallery	-	29/64" SC	6	555-004	565-004	-	-
1978-64	Oil Gallery Pipe	-	1/4" Pipe	AR	090-026	-	-	-
1978-64	Rocker Arm Shaft	-	17/32" SC	4	555-007	-	-	-
V8 - 6.4 (390 CID)								
1976-68	Engine Kit	-	-	-	557-011	567-011	-	-
1976-68	Block	-	1-1/2"	6	555-028	565-028	568-009	570-008
1976-68	Block	-	1-1/2" SC	6	555-077	565-077	-	570-008
1976-68	Block	-	1-49/64"	6	555-036	565-036	-	570-011
1976-68	Block (.060 OS)	-	1-53/64"	6	555-083	-	-	570-011
1976-68	Camshaft	-	2-3/8" SC	1	555-054	-	-	570-017
1976-68	Cylinder Head	-	1-1/2"	4	555-028	565-028	568-009	570-008
1976-68	Cylinder Head	-	1-49/64" SC	6	555-037	565-037	-	570-011
1976-68	Cylinder Head	-	1-49/64"	6	555-036	565-036	-	570-011
1976-68	Cylinder Head	-	1-1/4"	4	555-023	565-023	568-007	570-006
1976-68	Cylinder Head	-	1-1/2" SC	4	555-077	565-077	-	570-008
1976-68	Cylinder Head (.060 OS)	-	1-53/64"	6	555-083	-	-	570-011
1976-68	Dipstick Hole	-	3/8"	1	555-115	-	-	-
1976-68	Oil Gallery	-	1-31/64" SC	1	555-026	565-026	-	570-008
1976-68	Oil Gallery	-	19/32" SC	3	555-060	-	-	-
1976-68	Oil Gallery	-	29/64" SC	6	555-004	565-004	-	-
1976-68	Oil Gallery	-	5/8"	AR	555-010	-	-	-
1976-68	Oil Gallery	-	7/16" SC	AR	555-003	-	-	-
1976-68	Oil Gallery Pipe	-	1/4" Pipe	AR	090-026	-	-	-
1976-68	Rocker Arm Shaft	-	17/32" SC	4	555-007	-	-	-
V8 - 6.4 (391 CID)								
1978-64	Engine Kit	-	-	-	NA	-	-	-
1978-64	Block	-	1-1/2" SC	6	555-077	565-077	-	570-008
1978-64	Block	-	1-49/64"	6	555-036	565-036	-	570-011
1978-64	Block (.060 OS)	-	1-53/64"	6	555-083	-	-	570-011
1978-64	Camshaft	-	2-3/8" SC	1	555-054	-	-	570-017
1978-64	Dipstick Hole	-	3/8"	1	555-115	-	-	-
1978-64	Oil Gallery	-	29/64" SC	AR	555-004	565-004	-	-
V8 - 6.6 (400 CID)								
1982-76	Engine Kit	-	-	-	557-010	567-010	-	-
1982-76	Block	-	1-1/2" SC	6	555-077	565-077	-	570-008
1982-76	Block (.060 OS)	-	1-9/16"	6	555-029	565-029	-	570-009
1982-76	Block Pipe	-	5/8" x 18 Pipe	2	090-047	-	-	-
1982-76	Camshaft	-	2-1/4"	1	555-084	-	568-015	570-017
1982-76	Cylinder Head	-	1-1/2" SC	6	555-077	565-077	-	570-008
1982-76	Oil Gallery	-	1/2"	2	555-074	-	-	-
1982-76	Oil Gallery Pipe	-	3/8" Pipe	3	090-028	-	-	-
1982-76	Thermactor Holes	-	1/2"	2	555-074	-	-	-
V8 - 6.6 (401 CID)								
1975-70	Engine Kit	-	-	-	557-053	567-053	-	-
1975-70	Block	-	1-49/64"	6	555-036	565-036	-	570-011
1975-70	Block (.060 OS)	-	1-53/64"	6	555-083	-	-	570-011
1975-70	Camshaft	-	2-1/2"	1	555-079	-	-	-
1975-70	Cylinder Head	-	1-49/64"	AR	555-036	565-036	-	570-011
1975-70	Cylinder Head	-	1-49/64" SC	AR	555-037	565-037	-	570-011
1975-70	Cylinder Head (.060 OS)	-	1-53/64"	AR	555-083	-	-	570-011
1975-70	Cylinder Head Pipe	-	3/4" Pipe	12	090-072	-	-	-
1975-70	Oil Gallery Pipe	-	1/2" Pipe	2	090-022	-	-	-
1975-70	Oil Gallery Pipe	-	3/8" Pipe	2	090-019	-	-	-
1975-70	Rocker Arm Shaft	-	17/32" SC	4	555-007	-	-	-
V8 - 6.7 (410 CID)								
1974	Engine Kit	-	-	-	NA	-	-	-
1974	Camshaft	-	2-3/8" SC	1	555-054	-	-	570-017
1974	Oil Gallery	-	1-31/64" SC	1	555-026	565-026	-	570-008
1974	Oil Gallery	-	29/64" SC	AR	555-004	565-004	-	-
V8 - 6.9 (421 CID)								
1987-83	Engine Kit	Diesel	-	-	NA	-	-	-

Expansion Plugs Applications (continued)



Make/ Engine/Years	Location	Description	Size	Qty	Dorman Steel	Dorman Brass	Dorman Copper	Dorman Rubber
FORD TRUCK (continued)								
V8 - 6.9 (421 CID) (continued)								
1987-83	Block/Head	Diesel	1-1/2"	7	550-022	560-022	568-009	570-008
1987-83	Cylinder Head	Diesel	1-3/8"	4	555-025	565-025	568-008	570-007
1987-83	Cylinder Head Pipe	Diesel	1/4" Pipe	4	090-026	-	-	-
V8 - 7.3 (444 CID)								
1994-88	Engine Kit	Diesel			NA	-	-	-
1994-88	Block	Diesel	1-1/2"	8	550-022	560-022	568-009	570-008
1994-88	Cylinder Head	Diesel	1-3/8"	4	555-025	565-025	568-008	570-007
1994-88	Cylinder Head Pipe	Diesel	1/4" Pipe	4	090-026	-	-	-
V8 - 7.5 (460 CID)								
1997-73	Engine Kit	-			557-026	567-026	-	-
1997-73	Block	-	1-1/2" SC	6	555-077	565-077	-	570-008
1997-73	Block (.060 OS)	-	1-9/16"	6	555-029	565-029	-	570-009
1997-73	Camshaft	-	2-1/2"	1	555-055	-	-	-
1997-73	Cylinder Head	-	1-1/2" SC	6	555-077	565-077	-	570-008
1997-73	Cylinder Head Thermactor	-	43/64"	2	555-120	-	-	-
1997-73	Oil Gallery	-	29/64" SC	AR	555-004	565-004	-	-
1997-73	Oil Gallery Pipe	-	1/4" Pipe	4	090-026	-	-	-
1997-73	Oil Gallery Pipe	-	3/8" Pipe	2	090-028	-	-	-
1997-73	Oil Gallery Pipe	-	3/8" Pipe	3	090-019	-	-	-
1997-73	Oil Gallery Pipe	-	5/8" x 18 Pipe	2	090-047	-	-	-
V8 - 7.7 (475 CID)								
1981-70	Engine Kit	-			557-053	567-053	-	-
1981-70	Block	-	1-49/64"	6	555-036	565-036	-	570-011
1981-70	Block (.060 OS)	-	1-53/64"	6	555-083	-	-	570-011
1981-70	Camshaft	-	2-1/2"	1	555-079	-	-	-
1981-70	Cylinder Head	-	1-49/64"	AR	555-036	565-036	-	570-011
1981-70	Cylinder Head	-	1-49/64" SC	AR	555-037	565-037	-	570-011
1981-70	Cylinder Head (.060 OS)	-	1-53/64"	AR	555-083	-	-	570-011
1981-70	Cylinder Head Pipe	-	3/4" Pipe	12	090-072	-	-	-
1981-70	Oil Gallery Pipe	-	1/2" Pipe	2	090-022	-	-	-
1981-70	Oil Gallery Pipe	-	3/8" Pipe	2	090-019	-	-	-
1981-70	Rocker Arm Shaft	-	17/32" SC	4	555-007	-	-	-
V8 - 7.8 (477 CID)								
1981-70	Engine Kit	-			557-053	567-053	-	-
1981-70	Block	-	1-49/64"	6	555-036	565-036	-	570-011
1981-70	Block (.060 OS)	-	1-53/64"	6	555-083	-	-	570-011
1981-70	Camshaft	-	2-1/2"	1	555-079	-	-	-
1981-70	Cylinder Head	-	1-49/64"	AR	555-036	565-036	-	570-011
1981-70	Cylinder Head	-	1-49/64" SC	AR	555-037	565-037	-	570-011
1981-70	Cylinder Head (.060 OS)	-	1-53/64"	AR	555-083	-	-	570-011
1981-70	Cylinder Head Pipe	-	3/4" Pipe	12	090-072	-	-	-
1981-70	Oil Gallery Pipe	-	1/2" Pipe	2	090-022	-	-	-
1981-70	Oil Gallery Pipe	-	3/8" Pipe	2	090-019	-	-	-
1981-70	Rocker Arm Shaft	-	17/32" SC	4	555-007	-	-	-
V8 - 8.8 (534 CID)								
1981-70	Engine Kit	-			557-053	567-053	-	-
1981-70	Block	-	1-49/64"	6	555-036	565-036	-	570-011
1981-70	Block (.060 OS)	-	1-53/64"	6	555-083	-	-	570-011
1981-70	Camshaft	-	2-1/2"	1	555-079	-	-	-
1981-70	Cylinder Head	-	1-49/64"	AR	555-036	565-036	-	570-011
1981-70	Cylinder Head	-	1-49/64" SC	AR	555-037	565-037	-	570-011
1981-70	Cylinder Head (.060 OS)	-	1-53/64"	AR	555-083	-	-	570-011
1981-70	Cylinder Head Pipe	-	3/4" Pipe	12	090-072	-	-	-
1981-70	Oil Gallery Pipe	-	1/2" Pipe	2	090-022	-	-	-
1981-70	Oil Gallery Pipe	-	3/8" Pipe	2	090-019	-	-	-
1981-70	Rocker Arm Shaft	-	17/32" SC	4	555-007	-	-	-
GEO								
L3 - 1.0 (61 CID)								
2000-89	Engine Kit	Metro			NA	-	-	-
2000-89	Block Pipe	Metro	1/4" Pipe	1	090-026	-	-	-
2000-89	Block Pipe	Metro	1/4" Pipe	1	090-116	-	-	-
2000-89	Block Pipe	Metro	1/8" Pipe	1	090-117	-	-	-
2000-89	Block Pipe	Metro	3/8" Pipe	AR	090-019	-	-	-
2000-89	Cylinder Head	Metro	1" SC	1	555-091	-	-	570-004
2000-89	Cylinder Head	Metro	1-19/32"	1	555-164	-	-	-
2000-89	Cylinder Head	Metro	20mm	3	555-101	565-101	-	-
2000-89	Oil Gallery Pipe	Metro	3/8" Pipe	AR	090-019	-	-	-
L4 - 1.3 (79 CID)								
1994-92	Engine Kit	Metro			NA	-	-	-
1994-92	Block Pipe	Metro	1/4" Pipe	1	090-116	-	-	-
1994-92	Block Pipe	Metro	1/8" Pipe	1	090-117	-	-	-
1994-92	Block Pipe	Metro	3/8" Pipe	AR	090-019	-	-	-
1994-92	Block Pipe	Metro	1/4" Pipe	1	090-026	-	-	-
1994-92	Cylinder Head	Metro	12.1mm	1	555-106	-	-	-
1994-92	Cylinder Head	Metro	20mm	3	555-101	565-101	-	-
L4 - 1.5 (92 CID)								
1989	Engine Kit	Spectrum			NA	-	-	-
1989	Block	Spectrum	35mm	5	555-093	565-093	-	570-007
1989	Cylinder Head	Spectrum	15.9mm	2	555-108	-	-	-
1989	Cylinder Head	Spectrum	30mm	1	555-100	565-100	-	570-006
1989	Oil Gallery	Spectrum	18.2mm	2	555-107	-	-	-

Expansion Plugs Applications (continued)



Make/ Engine/Years	Location	Description	Size	Qty	Dorman Steel	Dorman Brass	Dorman Copper	Dorman Rubber
GEO (continued)								
L4 - 1.6 (1588cc)								
1997-89	Engine Kit	Prizm, Storm			NA	-	-	-
1997-89	Block	Prizm, Storm	35mm	4	555-093	565-093	-	570-007
1997-89	Block	Prizm, Storm	40.8mm	1	555-095	565-095	-	570-009
1997-89	Cylinder Head	Prizm, Storm	1" SC	AR	555-091	-	-	570-004
1997-89	Cylinder Head	Prizm, Storm	28mm	3	555-117	-	-	570-005
1997-89	Oil Gallery Pipe	Prizm, Storm	3/8" Pipe	2	090-130	-	-	-
L4 - 1.8 (1788cc)								
1997-92	Engine Kit	Prizm, Storm			NA	-	-	-
1997-92	Block	Prizm, Storm	35mm	4	555-093	565-093	-	570-007
1997-92	Block	Prizm, Storm	40.8mm	1	555-095	565-095	-	570-009
1997-92	Cylinder Head	Prizm, Storm	1" SC	AR	555-091	-	-	570-004
1997-92	Cylinder Head	Prizm, Storm	28mm	3	555-117	-	-	570-005
1997-92	Oil Gallery Pipe	Prizm, Storm	3/8" Pipe	2	090-130	-	-	-
HONDA								
L4 - 1.5 (1487cc)								
1979-75	Engine Kit	-			557-040	567-040	-	-
1979-75	Block	-	30mm	5	555-100	565-100	-	570-006
L4 - 1.6 (1599cc)								
1978-76	Engine Kit	-			557-040	567-040	-	-
1978-76	Block	-	30mm	1	555-100	565-100	-	570-006
L4 - 1.8 (1751cc)								
1979	Engine Kit	-			557-040	567-040	-	-
1979	Block	-	30mm	1	555-100	565-100	-	570-006
L4 - 2.6 (2559cc)								
1996-94	Engine Kit	Passport			NA	-	-	-
1996-94	Block	Passport	1-25/64"	6	555-179	-	-	-
1996-94	Cylinder Head	Passport	1"	2	555-162	-	-	-
1996-94	Cylinder Head	Passport	40.8mm	1	555-095	565-095	-	570-009
V6 - 3.2 (3165cc)								
2002-94	Cylinder Head	Passport	41/64"	4	555-177	-	-	-
1997-94	Engine Kit	Passport			NA	-	-	-
1997-94	Cylinder Head	Passport	1-3/16"	2	555-086	-	-	570-006
HUMMER								
V8 - 6.0 (364 CID) - U								
2005-03	Cylinder Head	-	1-1/4" SC	2	555-024	565-024	568-007	570-006
HYUNDAI								
L4 - 1.5 (1468cc)								
1994-87	Block	-	35mm	8	555-093	565-093	-	570-007
1994-87	Block Pipe	-	1/4" Pipe	1	090-122	-	-	-
1994-87	Block Pipe	-	3/8" Pipe	1	090-130	-	-	-
1994-87	Cylinder Head	-	35mm	1	555-093	565-093	-	570-007
1994-87	Cylinder Head Pipe	-	1/16" Pipe	1	090-073	-	-	-
1994-87	Cylinder Head Pipe	-	1/4" Pipe	1	090-124	-	-	-
1994-87	Cylinder Head Pipe	-	1/8" Pipe	1	090-117	-	-	-
1994-86	Engine Kit	-			557-066	567-066	-	-
L4 - 1.5 (1495cc)								
2002-93	Engine Kit	-			NA	-	-	-
2002-93	Cylinder Head	-	1" SC	1	555-091	-	-	570-004
2002-93	Cylinder Head	-	35mm	AR	555-093	565-093	-	570-007
2002-01	Cylinder Head	-	1-1/8"	2	555-143	-	-	-
L4 - 1.5 (1495cc) - G4EK								
1998-93	Block	-	35mm	8	555-093	565-093	-	570-007
L4 - 1.6 (1596cc)								
1995-92	Engine Kit	-			NA	-	-	-
1995-92	Block	-	1-25/32"	1	555-156	-	-	-
1995-92	Block	-	35mm	9	555-093	565-093	-	570-007
1995-92	Block Pipe	-	1/16" Pipe	2	090-120	-	-	-
1995-92	Block Pipe	-	3/8" Pipe	1	090-130	-	-	-
1995-92	Cylinder Head	-	1-1/8"	2	555-143	-	-	-
1995-92	Cylinder Head Pipe	-	22mm Pipe	3	090-131	-	-	-
1995-92	Cylinder Head Pipe	-	1/8" Pipe	9	090-117	-	-	-
L4 - 1.6 (1600cc)								
2003-01	Cylinder Head	-	1-1/8"	3	555-143	-	-	-
L4 - 1.8 (1795cc)								
1999-96	Engine Kit	-			NA	-	-	-
1999-96	Block Pipe	-	1/16" Pipe	2	090-120	-	-	-
1999-96	Block Pipe	-	3/8" Pipe	3	090-130	-	-	-
1999-96	Cylinder Head	-	1" SC	1	555-091	-	-	570-004
1999-96	Cylinder Head	-	1-1/8"	2	555-143	-	-	-
1999-96	Cylinder Head	-	18.2mm	1	555-107	-	-	-
1999-96	Cylinder Head Pipe	-	1/16" Pipe	8	090-073	-	-	-
1999-96	Cylinder Head Pipe	-	1/8" Pipe	4	090-117	-	-	-
1999-96	Cylinder Head Pipe	-	22mm Pipe	3	090-131	-	-	-
1998-96	Block	-	35mm	9	555-093	565-093	-	570-007
L4 - 1.8 (1796cc)								
1999-98	Cylinder Head	-	1" SC	1	555-091	-	-	570-004
1999-98	Cylinder Head	-	1-1/8"	2	555-143	-	-	-
1999-98	Cylinder Head	-	18.2mm	1	555-107	-	-	-
L4 - 1.8 (1836cc)								
1995-93	Engine Kit	-			NA	-	-	-
1995-93	Block	-	35mm	9	555-093	565-093	-	570-007



Expansion Plugs Applications (continued)

Expansion Plug Applications

8

Make/ Engine/Years	Location	Description	Size	Qty	Dorman Steel	Dorman Brass	Dorman Copper	Dorman Rubber
HYUNDAI (continued)								
L4 - 1.8 (1836cc) (continued)								
1995-93	Block Pipe	-	1/16" Pipe	2	090-120	-	-	-
1995-93	Block Pipe	-	3/8" Pipe	3	090-130	-	-	-
1995-93	Cylinder Head	-	1-1/8"	2	555-143	-	-	-
1995-93	Cylinder Head	-	35mm	1	555-093	565-093	-	570-007
1995-93	Cylinder Head Pipe	-	1/8" Pipe	9	090-117	-	-	-
1995-93	Cylinder Head Pipe	-	22mm Pipe	3	090-131	-	-	-
L4 - 2.0 (1975cc)								
1998-97	Block	Tiburon	35mm	9	555-093	565-093	-	570-007
1997	Engine Kit	Tiburon	-	-	NA	-	-	-
1997	Cylinder Head	Tiburon	1-1/8"	2	555-143	-	-	-
L4 - 2.0 (1997cc)								
2003-99	Cylinder Head	-	18.2mm	1	555-107	-	-	-
2003-99	Cylinder Head	-	1-1/8"	2	555-143	-	-	-
2003-99	Cylinder Head	-	1" SC	1	555-091	-	-	570-004
L4 - 2.0 (1997cc) - G4CP								
1998-95	Engine Kit	Sonota	-	-	557-067	567-067	-	-
1998-95	Block	Sonota	35mm	9	555-093	565-093	-	570-007
1998-95	Block Pipe	Sonota	1/16" Pipe	2	090-120	-	-	-
1998-95	Block Pipe	Sonota	3/8" Pipe	1	090-130	-	-	-
1998-95	Cylinder Head	Sonota	35mm	1	555-093	565-093	-	570-007
1998-95	Cylinder Head Pipe	Sonota	1/8" Pipe	9	090-117	-	-	-
1998-95	Cylinder Head Pipe	Sonota	22mm Pipe	3	090-131	-	-	-
1994-92	Engine Kit	Sonota	-	-	557-067	567-067	-	-
1994-92	Block	Sonota	35mm	9	555-093	565-093	-	570-007
1994-92	Block Pipe	Sonota	3/8" Pipe	1	090-130	-	-	-
1994-92	Block Pipe	Sonota	1/16" Pipe	2	090-120	-	-	-
1994-92	Cylinder Head	Sonota	40.8mm	1	555-095	565-095	-	570-009
1994-92	Cylinder Head Pipe	Sonota	22mm Pipe	3	090-131	-	-	-
1994-92	Cylinder Head Pipe	Sonota	1/8" Pipe	9	090-117	-	-	-
L4 - 2.4 (2351cc)								
2003-99	Cylinder Head	-	35mm	1	555-093	565-093	-	570-007
1991-89	Engine Kit	-	-	-	557-071	567-071	-	-
1991-89	Block	-	35mm	9	555-093	565-093	-	570-007
1991-89	Block Pipe	-	1/16" Pipe	2	090-120	-	-	-
1991-89	Block Pipe	-	3/8" Pipe	1	090-130	-	-	-
1991-89	Cylinder Head	-	35mm	1	555-093	565-093	-	570-007
1991-89	Cylinder Head Pipe	-	1/4" Pipe	1	090-123	-	-	-
V6 - 2.5 (2500cc)								
2001-99	Block	-	1" SC	5	555-091	-	-	570-004
2001-99	Block	-	35mm	3	555-093	565-093	-	570-007
2001-99	Cylinder Head	-	1-1/8"	2	555-143	-	-	-
2001-99	Cylinder Head	-	1" SC	4	555-091	-	-	570-004
V6 - 2.7 (2700cc)								
2003-01	Block	-	1" SC	5	555-091	-	-	570-004
2003-01	Block	-	35mm	3	555-093	565-093	-	570-007
2003-01	Cylinder Head	-	1" SC	4	555-091	-	-	570-004
2003-01	Cylinder Head	-	1-1/8"	2	555-143	-	-	-
V6 - 3.0 (2972cc) - G6AT								
1998-90	Engine Kit	-	-	-	557-072	-	-	-
1998-90	Block	-	1" SC	5	555-091	-	-	570-004
1998-90	Block	-	1-5/8"	1	555-150	-	-	-
1998-90	Block	-	35mm	2	555-093	565-093	-	570-007
1998-90	Block Pipe	-	1/4" Pipe	2	090-122	-	-	-
1998-90	Block Pipe	-	3/8" Pipe	3	090-130	-	-	-
1998-90	Cylinder Head	-	35mm	2	555-093	565-093	-	570-007
1998-90	Cylinder Head Pipe	-	1/4" Pipe	2	090-123	-	-	-
1998-90	Cylinder Head Pipe	-	1/16" Pipe	2	090-073	-	-	-
V6 - 3.0 (3000cc)								
2001	Block	-	35mm	2	555-093	565-093	-	570-007
2001	Block	-	1" SC	5	555-091	-	-	570-004
2001	Block	-	1-5/8"	1	555-150	-	-	-
2001	Cylinder Head	-	1" SC	4	555-091	-	-	570-004
INFINITI								
L4 - 2.0 (1998cc) - SR20DE								
2002-91	Engine Kit	G20	-	-	557-102	567-102	-	-
2002-91	Block	G20	30mm	6	555-100	565-100	-	570-006
2002-91	Block Pipe	G20	1/4" Pipe	1	090-134	-	-	-
2002-91	Block Pipe	G20	3/8" Pipe	6	090-130	-	-	-
2002-91	Block Pipe	G20	30mm Pipe	1	090-139	-	-	-
2002-91	Cylinder Head	G20	30mm	4	555-100	565-100	-	570-006
V6 - 3.0 (2960cc) - VG30DE								
1996-93	Engine Kit	J30	-	-	NA	-	-	-
1996-93	Block	J30	30mm	12	555-100	565-100	-	570-006
1996-93	Cylinder Head	-	20mm	2	555-101	565-101	-	-
1996-93	Cylinder Head Pipe	-	1/2" Pipe	1	090-092	-	-	-
1996-93	Cylinder Head Pipe	-	1" Pipe	1	090-138	-	-	-
V6 - 3.0 (2960cc) - VG30E								
1992-90	Engine Kit	M30	-	-	557-105	-	-	-
1992-90	Block	M30	30mm	12	555-100	565-100	-	570-006
1992-90	Cylinder Head	M30	30mm	1	555-100	565-100	-	570-006
1992-90	Cylinder Head Pipe	-	1" Pipe	1	090-138	-	-	-

Expansion Plugs Applications (continued)



Make/ Engine/Years	Location	Description	Size	Qty	Dorman Steel	Dorman Brass	Dorman Copper	Dorman Rubber
INFINITI (continued)								
V6 - 3.0 (2960cc) - VG30E (continued)								
1992-90	Cylinder Head Pipe	-	3/8" Pipe	1	090-130	-	-	-
V6 - 3.0 (2983cc) - VQ30DE								
2001-96	Engine Kit	I30			NA	-	-	-
2001-96	Cylinder Head	I30	28mm	2	555-117	-	-	570-005
2001-96	Cylinder Head	I30	30mm	2	555-100	565-100	-	570-006
V6 - 3.3 (3275cc) - VG33E								
2000-98	Engine Kit	QX4			NA	-	-	-
2000-98	Block	QX4	30mm	AR	555-100	565-100	-	570-006
2000-98	Cylinder Head	QX4	30mm	AR	555-100	565-100	-	570-006
1998	Block	QX4	1/2" SC	2	555-006	-	-	-
V6 - 3.5 (3500cc) - VQ35DE								
2005-01	Cylinder Head	I35, G35, QX4	28mm	2	555-117	-	-	570-005
2005-01	Cylinder Head	I35, G35, QX4	30mm	2	555-100	565-100	-	570-006
V8 - 4.1 (4130cc) - VH41DE								
2001-97	Engine Kit	Q45			557-040	567-040	-	-
2001-97	Block	Q45	20mm	3	555-101	565-101	-	-
2001-97	Block	Q45	30mm	6	555-100	565-100	-	570-006
2001-97	Block	Q45	35mm	AR	555-093	565-093	-	570-007
2001-97	Cylinder Head	Q45	20mm	2	555-101	565-101	-	-
2001-97	Cylinder Head	Q45	30mm	2	555-100	565-100	-	570-006
V8 - 4.5 (4494cc)								
2005-02	Cylinder Head	M45, Q45	30mm	6	555-100	565-100	-	570-006
V8 - 4.5 (4494cc) - VH45DE								
1996-90	Engine Kit	Q45			NA	-	-	-
1996-90	Block	Q45	30mm	6	555-100	565-100	-	570-006
1996-90	Cylinder Head	Q45	20mm	2	555-101	565-101	-	-
INTERNATIONAL								
L6 - 3.8 (232 CID)								
1971-69	Engine Kit	-			557-017	567-017	-	-
1971-69	Block	-	2"	4	555-069	565-069	568-012	570-012
1971-69	Block Pipe	-	3/8" Pipe	3	090-028	-	-	-
1971-69	Camshaft	-	2-9/64" SC	1	555-076	-	-	570-016
1971-69	Cylinder Head	-	2"	1	555-069	565-069	568-012	570-012
1971-69	Cylinder Head	-	7/8"	3	555-014	565-014	-	570-004
L6 - 3.9 (240 CID)								
1980-50	Engine Kit	-			NA	-	-	-
1980-50	Block	-	1-41/64"	4	555-068	565-068	-	570-010
1980-50	Camshaft	-	2"	1	555-069	565-069	568-012	570-012
1980-50	Cylinder Head	-	1-5/8"	1	555-030	565-030	568-010	570-009
1980-50	Rocker Arm Shaft	-	3/4"	AR	550-007	560-007	-	570-003
L6 - 3.9 (241 CID)								
1970-68	Engine Kit	-			NA	-	-	-
1970-68	Block	-	1-41/64"	4	555-068	565-068	-	570-010
1970-68	Camshaft	-	2"	1	555-069	565-069	568-012	570-012
1970-68	Cylinder Head	-	1-5/8"	1	555-030	565-030	568-010	570-009
1970-68	Rocker Arm Shaft	-	3/4"	AR	550-007	560-007	-	570-003
L6 - 4.2 (258 CID)								
1975-72	Engine Kit	-			557-017	567-017	-	-
1975-72	Block	-	2"	4	555-069	565-069	568-012	570-012
1975-72	Block Pipe	-	3/8" Pipe	3	090-028	-	-	-
1975-72	Camshaft	-	2-9/64" SC	1	555-076	-	-	570-016
1975-72	Cylinder Head	-	2"	1	555-069	565-069	568-012	570-012
1975-72	Cylinder Head	-	7/8"	3	555-014	565-014	-	570-004
L6 - 4.3 (264 CID)								
1980-50	Engine Kit	-			NA	-	-	-
1980-50	Block	-	1-41/64"	4	555-068	565-068	-	570-010
1980-50	Camshaft	-	2"	1	555-069	565-069	568-012	570-012
1980-50	Cylinder Head	-	1-5/8"	1	555-030	565-030	568-010	570-009
1980-50	Rocker Arm Shaft	-	3/4"	AR	550-007	560-007	-	570-003
L6 - 4.3 (265 CID)								
1970-68	Engine Kit	-			NA	-	-	-
1970-68	Block	-	1-41/64"	4	555-068	565-068	-	570-010
1970-68	Camshaft	-	2"	1	555-069	565-069	568-012	570-012
1970-68	Cylinder Head	-	1-5/8"	1	555-030	565-030	568-010	570-009
1970-68	Rocker Arm Shaft	-	3/4"	AR	550-007	560-007	-	570-003
L6 - 4.4 (269 CID)								
1981-40	Engine Kit	-			557-024	567-024	-	-
1981-40	Block	-	2"	6	550-028	560-028	568-012	570-014
1981-40	Block Pipe	-	3/8" Pipe	2	090-028	-	-	-
1981-40	Cylinder Head Pipe	-	3/8" Pipe	1	090-028	-	-	-
1981-40	Rocker Arm Shaft	-	3/4"	AR	550-007	560-007	-	570-003
L6 - 4.8 (282 CID)								
1981-40	Engine Kit	-			557-024	567-024	-	-
1981-40	Block	-	2"	6	550-028	560-028	568-012	570-014
1981-40	Block Pipe	-	3/8" Pipe	2	090-028	-	-	-
1981-40	Cylinder Head Pipe	-	3/8" Pipe	1	090-028	-	-	-
1981-40	Rocker Arm Shaft	-	3/4"	AR	550-007	560-007	-	570-003
L6 - 5.0 (308 CID)								
1981-40	Engine Kit	-			557-024	567-024	-	-
1981-40	Block	-	2"	6	550-028	560-028	568-012	570-014
1981-40	Block Pipe	-	3/8" Pipe	2	090-028	-	-	-

Expansion Plugs Applications (continued)



Make/ Engine/Years	Location	Description	Size	Qty	Dorman Steel	Dorman Brass	Dorman Copper	Dorman Rubber
INTERNATIONAL (continued)								
L6 - 5.0 (308 CID) (continued)								
1981-40	Cylinder Head Pipe	-	3/8" Pipe	1	090-028	-	-	-
1981-40	Rocker Arm Shaft	-	3/4"	AR	550-007	560-007	-	570-003
L6 - 6.6 (406 CID)								
1981-40	Engine Kit	-	-	-	557-024	567-024	-	-
1981-40	Block	-	2"	6	550-028	560-028	568-012	570-014
1981-40	Block Pipe	-	3/8" Pipe	2	090-028	-	-	-
1981-40	Cylinder Head Pipe	-	3/8" Pipe	1	090-028	-	-	-
1981-40	Rocker Arm Shaft	-	3/4"	AR	550-007	560-007	-	570-003
L6 - 7.0 (372 CID)								
1981-40	Engine Kit	-	-	-	557-024	567-024	-	-
1981-40	Block	-	2"	6	550-028	560-028	568-012	570-014
1981-40	Block Pipe	-	3/8" Pipe	2	090-028	-	-	-
1981-40	Cylinder Head Pipe	-	3/8" Pipe	1	090-028	-	-	-
1981-40	Rocker Arm Shaft	-	3/4"	AR	550-007	560-007	-	570-003
L6 - 7.4 (450 CID)								
1981-40	Engine Kit	-	-	-	557-024	567-024	-	-
1981-40	Block	-	2"	6	550-028	560-028	568-012	570-014
1981-40	Block Pipe	-	3/8" Pipe	2	090-028	-	-	-
1981-40	Cylinder Head Pipe	-	3/8" Pipe	1	090-028	-	-	-
1981-40	Rocker Arm Shaft	-	3/4"	AR	550-007	560-007	-	570-003
L6 - 8.2 (501 CID)								
1981-40	Engine Kit	-	-	-	557-024	567-024	-	-
1981-40	Block	-	2"	6	550-028	560-028	568-012	570-014
1981-40	Block Pipe	-	3/8" Pipe	2	090-028	-	-	-
1981-40	Cylinder Head Pipe	-	3/8" Pipe	1	090-028	-	-	-
1981-40	Rocker Arm Shaft	-	3/4"	AR	550-007	560-007	-	570-003
V8 - 4.4 (266 CID)								
1970-68	Engine Kit	-	-	-	557-023	567-023	-	-
1970-68	Block	-	1-49/64"	4	555-036	565-036	-	570-011
1970-68	Block	-	1-49/64" SC	4	555-037	565-037	-	570-011
1970-68	Block	-	1-5/8"	6	555-030	565-030	568-010	570-009
1970-68	Block	-	3/4"	2	550-007	560-007	-	570-003
1970-68	Block	-	1-41/64"	6	555-068	565-068	-	570-010
1970-68	Block Pipe	-	1/4" Pipe	2	090-026	-	-	-
1970-68	Block Pipe	-	3/8" Pipe	2	090-028	-	-	-
1970-68	Camshaft	-	2"	1	555-069	565-069	568-012	570-012
1970-68	Cylinder Head	-	1-9/16"	6	555-029	565-029	-	570-009
1970-68	Rocker Arm Shaft	-	3/4"	AR	550-007	560-007	-	570-003
V8 - 4.4 (266 CID)								
1989-85	Block Pipe	Inc. Turbo	1/4" Pipe	1	090-134	-	-	-
1989-85	Cylinder Head	Inc. Turbo	41/64"	2	555-177	-	-	-
1989-85	Cylinder Head	Inc. Turbo	1-3/16"	1	555-086	-	-	570-006
V8 - 5.0 (304 CID)								
1980-69	Engine Kit	-	-	-	557-023	567-023	-	-
1980-69	Block	-	3/4"	2	550-007	560-007	-	570-003
1980-69	Block	-	1-5/8"	6	555-030	565-030	568-010	570-009
1980-69	Block	-	1-49/64"	4	555-036	565-036	-	570-011
1980-69	Block	-	1-41/64"	6	555-068	565-068	-	570-010
1980-69	Block	-	1-49/64" SC	4	555-037	565-037	-	570-011
1980-69	Block Pipe	-	1/4" Pipe	2	090-026	-	-	-
1980-69	Block Pipe	-	3/8" Pipe	2	090-028	-	-	-
1980-69	Camshaft	-	2"	1	555-069	565-069	568-012	570-012
1980-69	Cylinder Head	-	1-9/16"	6	555-029	565-029	-	570-009
1980-69	Rocker Arm Shaft	-	3/4"	AR	550-007	560-007	-	570-003
V8 - 5.6 (345 CID)								
1980-71	Engine Kit	-	-	-	557-023	567-023	-	-
1980-71	Block	-	1-5/8"	6	555-030	565-030	568-010	570-009
1980-71	Block	-	3/4"	2	550-007	560-007	-	570-003
1980-71	Block	-	1-49/64"	4	555-036	565-036	-	570-011
1980-71	Block	-	1-41/64"	6	555-068	565-068	-	570-010
1980-71	Block	-	1-49/64" SC	4	555-037	565-037	-	570-011
1980-71	Block Pipe	-	1/4" Pipe	2	090-026	-	-	-
1980-71	Block Pipe	-	3/8" Pipe	2	090-028	-	-	-
1980-71	Camshaft	-	2"	1	555-069	565-069	568-012	570-012
1980-71	Cylinder Head	-	1-9/16"	6	555-029	565-029	-	570-009
1980-71	Rocker Arm Shaft	-	3/4"	AR	550-007	560-007	-	570-003
V8 - 6.4 (392 CID)								
1975-74	Engine Kit	-	-	-	557-023	567-023	-	-
1975-74	Block	-	1-49/64"	4	555-036	565-036	-	570-011
1975-74	Block	-	1-49/64" SC	4	555-037	565-037	-	570-011
1975-74	Block	-	1-5/8"	6	555-030	565-030	568-010	570-009
1975-74	Block	-	3/4"	2	550-007	560-007	-	570-003
1975-74	Block	-	1-41/64"	6	555-068	565-068	-	570-010
1975-74	Block Pipe	-	3/8" Pipe	2	090-028	-	-	-
1975-74	Block Pipe	-	1/4" Pipe	2	090-026	-	-	-
1975-74	Camshaft	-	2"	1	555-069	565-069	568-012	570-012
1975-74	Cylinder Head	-	1-9/16"	6	555-029	565-029	-	570-009
1975-74	Rocker Arm Shaft	-	3/4"	AR	550-007	560-007	-	570-003
V8 - 6.6 (401 CID)								
1983-56	Engine Kit	-	-	-	NA	-	-	-
1983-56	Block	-	1-1/2"	6	550-022	560-022	568-009	570-008

Expansion Plugs Applications (continued)



Make/ Engine/Years	Location	Description	Size	Qty	Dorman Steel	Dorman Brass	Dorman Copper	Dorman Rubber
INTERNATIONAL (continued)								
V8 - 6.6 (401 CID) (continued)								
1983-56	Block	-	1-1/2" SC	6	555-077	565-077	-	570-008
1983-56	Cylinder Head	-	1-3/8"	AR	555-025	565-025	568-008	570-007
1983-56	Rocker Arm Shaft	-	3/4"	AR	550-007	560-007	-	570-003
V8 - 6.7 (404 CID)								
1983-56	Engine Kit	-			NA	-	-	-
1983-56	Block	-	1-1/2"	6	550-022	560-022	568-009	570-008
1983-56	Block	-	1-1/2" SC	6	555-077	565-077	-	570-008
1983-56	Cylinder Head	-	1-3/8"	AR	555-025	565-025	568-008	570-007
1983-56	Rocker Arm Shaft	-	3/4"	AR	550-007	560-007	-	570-003
V8 - 7.4 (446 CID)								
1983-56	Engine Kit	-			NA	-	-	-
1983-56	Block	-	1-1/2"	6	550-022	560-022	568-009	570-008
1983-56	Block	-	1-1/2" SC	6	555-077	565-077	-	570-008
1983-56	Cylinder Head	-	1-3/8"	AR	555-025	565-025	568-008	570-007
1983-56	Rocker Arm Shaft	-	3/4"	AR	550-007	560-007	-	570-003
V8 - 7.6 (462 CID)								
1983-56	Engine Kit	-			NA	-	-	-
1983-56	Block	-	1-1/2"	6	550-022	560-022	568-009	570-008
1983-56	Block	-	1-1/2" SC	6	555-077	565-077	-	570-008
1983-56	Cylinder Head	-	1-3/8"	AR	555-025	565-025	568-008	570-007
1983-56	Rocker Arm Shaft	-	3/4"	AR	550-007	560-007	-	570-003
V8 - 7.8 (478 CID)								
1983-56	Engine Kit	-			NA	-	-	-
1983-56	Block	-	1-1/2"	6	550-022	560-022	568-009	570-008
1983-56	Block	-	1-1/2" SC	6	555-077	565-077	-	570-008
1983-56	Cylinder Head	-	1-3/8"	AR	555-025	565-025	568-008	570-007
1983-56	Rocker Arm Shaft	-	3/4"	AR	550-007	560-007	-	570-003
V8 - 8.7 (549 CID)								
1983-56	Engine Kit	-			NA	-	-	-
1983-56	Block	-	1-1/2"	6	550-022	560-022	568-009	570-008
1983-56	Block	-	1-1/2" SC	6	555-077	565-077	-	570-008
1983-56	Cylinder Head	-	1-3/8"	AR	555-025	565-025	568-008	570-007
1983-56	Rocker Arm Shaft	-	3/4"	AR	550-007	560-007	-	570-003
V8 - 8.8 (550 CID)								
1983-56	Engine Kit	-			NA	-	-	-
1983-56	Block	-	1-1/2"	6	550-022	560-022	568-009	570-008
1983-56	Block	-	1-1/2" SC	6	555-077	565-077	-	570-008
1983-56	Cylinder Head	-	1-3/8"	AR	555-025	565-025	568-008	570-007
1983-56	Rocker Arm Shaft	-	3/4"	AR	550-007	560-007	-	570-003
ISUZU								
L4 - 1.5 (1471cc)								
1989-85	Engine Kit	Inc.Turbo			557-111	-	-	-
1989-85	Block	Inc.Turbo	18.2mm	2	555-107	-	-	-
1989-85	Block	Inc.Turbo	1-25/64"	6	555-179	-	-	-
L4 - 1.6 (1588cc)								
1993-92	Engine Kit	Inc.Turbo			NA	-	-	-
1993-92	Block	Inc.Turbo	1-25/64"	6	555-179	-	-	-
1993-92	Block	Inc.Turbo	35/64"	1	555-176	-	-	-
1993-92	Block Pipe	Inc.Turbo	1/4" Pipe	1	090-124	-	-	-
1993-92	Block Pipe	Inc.Turbo	1/4" Pipe	1	090-134	-	-	-
1993-92	Cylinder Head	Inc.Turbo	1"	4	555-162	-	-	-
1993-92	Cylinder Head	Inc.Turbo	20mm	2	555-101	565-101	-	-
1993-92	Oil Gallery Pipe	Inc.Turbo	1/4" Pipe	1	090-124	-	-	-
1993-92	Oil Gallery Pipe	Inc.Turbo	1/8" Pipe	1	090-117	-	-	-
1991	Engine Kit	Inc.Turbo			557-111	-	-	-
1991	Block	Inc.Turbo	1-25/64"	6	555-179	-	-	-
1991	Block	Inc.Turbo	35/64"	1	555-176	-	-	-
1991	Block	Inc.Turbo	18.2mm	2	555-107	-	-	-
1991	Block Pipe	Inc.Turbo	1/4" Pipe	1	090-124	-	-	-
1991	Block Pipe	Inc.Turbo	1/4" Pipe	1	090-134	-	-	-
1991	Cylinder Head	Inc.Turbo	1"	4	555-162	-	-	-
1991	Cylinder Head	Inc.Turbo	1-3/16"	1	555-086	-	-	570-006
1991	Cylinder Head	Inc.Turbo	20mm	2	555-101	565-101	-	-
1991	Cylinder Head	Inc.Turbo	41/64"	2	555-177	-	-	-
1991	Oil Gallery Pipe	Inc.Turbo	1/4" Pipe	1	090-124	-	-	-
1991	Oil Gallery Pipe	Inc.Turbo	1/8" Pipe	1	090-117	-	-	-
1990-89	Engine Kit	Inc.Turbo			557-111	-	-	-
1990-89	Block	Inc.Turbo	1-25/64"	6	555-179	-	-	-
1990-89	Block	Inc.Turbo	35/64"	1	555-176	-	-	-
1990-89	Block Pipe	Inc.Turbo	1/4" Pipe	1	090-124	-	-	-
1990-89	Block Pipe	Inc.Turbo	1/4" Pipe	1	090-134	-	-	-
1990-89	Cylinder Head	Inc.Turbo	41/64"	2	555-177	-	-	-
1990-89	Cylinder Head	Inc.Turbo	1-3/16"	1	555-086	-	-	570-006
1990-89	Oil Gallery Pipe	Inc.Turbo	1/4" Pipe	1	090-124	-	-	-
1990-89	Oil Gallery Pipe	Inc.Turbo	1/8" Pipe	1	090-117	-	-	-
L4 - 1.8 (1788cc)								
1992	Engine Kit	Impulse			NA	-	-	-
1992	Block	Impulse	1-25/64"	6	555-179	-	-	-
1992	Block Pipe	Impulse	1/4" Pipe	1	090-134	-	-	-
1992	Cylinder Head	Impulse	1"	4	555-162	-	-	-
1992	Cylinder Head	Impulse	20mm	2	555-101	565-101	-	-

Expansion Plugs Applications (continued)



Make/ Engine/Years	Location	Description	Size	Qty	Dorman Steel	Dorman Brass	Dorman Copper	Dorman Rubber
ISUZU (continued)								
L4 - 1.8 (1788cc) (continued)								
1992	Cylinder Head	Impulse	41/64"	2	555-177	-	-	-
1992	Oil Gallery	Impulse	18.2mm	2	555-107	-	-	-
1992	Oil Gallery Pipe	Impulse	1/4" Pipe	1	090-124	-	-	-
L4 - 1.8 (1817cc) - G180Z								
1985-83	Engine Kit	-	-	-	557-112	-	-	-
1985-83	Block	-	1-33/64"	1	555-180	-	-	-
1985-83	Block	-	1-25/64"	5	555-179	-	-	-
1985-83	Block Pipe	-	1/4" Pipe	1	090-134	-	-	-
1985-83	Cylinder Head	-	1"	1	555-162	-	-	-
1985-83	Cylinder Head	-	40.8mm	1	555-095	565-095	-	570-009
1985-83	Oil Gallery	-	45/64"	1	550-043	-	-	-
1985-83	Oil Gallery Pipe	-	1/8" Pipe	4	090-117	-	-	-
1985-83	Rocker Arm Shaft	-	35/64"	4	555-176	-	-	-
1982-81	Engine Kit	-	-	-	557-112	-	-	-
1982-81	Block	-	1-25/64"	5	555-179	-	-	-
1982-81	Block	-	1-33/64"	1	555-180	-	-	-
1982-81	Block Pipe	-	1/4" Pipe	1	090-134	-	-	-
1982-81	Cylinder Head	-	1"	1	555-162	-	-	-
1982-81	Cylinder Head	-	40.8mm	1	555-095	565-095	-	570-009
1982-81	Oil Gallery	-	45/64"	1	550-043	-	-	-
1982-81	Oil Gallery Pipe	-	1/8" Pipe	4	090-117	-	-	-
1982-81	Rocker Arm Shaft	-	29/64" SC	4	555-004	565-004	-	-
L4 - 1.8 (1836cc)								
1992	Engine Kit	Stylus	-	-	NA	-	-	-
1992	Block	Stylus	1-25/64"	6	555-179	-	-	-
1992	Block Pipe	Stylus	1/4" Pipe	1	090-134	-	-	-
1992	Cylinder Head	Stylus	1"	4	555-162	-	-	-
1992	Cylinder Head	Stylus	20mm	2	555-101	565-101	-	-
1992	Cylinder Head	Stylus	41/64"	2	555-177	-	-	-
1992	Oil Gallery	Stylus	18.2mm	2	555-107	-	-	-
1992	Oil Gallery Pipe	Stylus	1/4" Pipe	1	090-124	-	-	-
L4 - 1.9 (1949cc) - G200Z								
1987-83	Engine Kit	-	-	-	557-113	-	-	-
1987-83	Block	-	1-25/64"	5	555-179	-	-	-
1987-83	Block	-	1-33/64"	1	555-180	-	-	-
1987-83	Block Pipe	-	1/4" Pipe	1	090-134	-	-	-
1987-83	Cylinder Head	-	1"	1	555-162	-	-	-
1987-83	Cylinder Head	-	40.8mm	1	555-095	565-095	-	570-009
1987-83	Oil Gallery	-	18.2mm	1	555-107	-	-	-
1987-83	Oil Gallery	-	45/64"	1	550-043	-	-	-
1987-83	Oil Gallery Pipe	-	1/8" Pipe	4	090-117	-	-	-
1987-83	Rocker Arm Shaft	-	35/64"	4	555-176	-	-	-
L4 - 2.0 (1994cc)								
1989-85	Engine Kit	-	-	-	557-113	-	-	-
1989-85	Block	-	1-25/64"	6	555-179	-	-	-
1989-85	Block	-	1-33/64"	1	555-180	-	-	-
1989-85	Block Pipe	-	1/4" Pipe	1	090-134	-	-	-
1989-85	Cylinder Head	-	1"	2	555-162	-	-	-
1989-85	Cylinder Head	-	40.8mm	1	555-095	565-095	-	570-009
1989-85	Oil Gallery	-	45/64"	2	550-043	-	-	-
1989-85	Oil Gallery	-	18.2mm	2	555-107	-	-	-
1989-85	Oil Gallery Pipe	-	1/8" Pipe	4	090-117	-	-	-
1989-85	Rocker Arm Shaft	-	35/64"	4	555-176	-	-	-
L4 - 2.2 (2200cc) - X22SE								
1998	Engine Kit	-	-	-	NA	-	-	-
1998	Cylinder Head	-	41/64"	4	555-177	-	-	-
L4 - 2.2 (2238cc) - C223								
1987-81	Engine Kit	Inc. Turbo	-	-	NA	-	-	-
1987-81	Cylinder Head-Lower	Inc. Turbo	41/64"	4	555-177	-	-	-
1987-81	Cylinder Head-Upper	Inc. Turbo	18.2mm	5	555-107	-	-	-
L4 - 2.3 (2254cc) - 4ZD1								
1995-86	Engine Kit	-	-	-	557-113	-	-	-
1995-86	Block	-	1-25/64"	6	555-179	-	-	-
1995-86	Block	-	1-33/64"	1	555-180	-	-	-
1995-86	Block Pipe	-	1/4" Pipe	1	090-134	-	-	-
1995-86	Cylinder Head	-	40.8mm	1	555-095	565-095	-	570-009
1995-86	Cylinder Head	-	1"	2	555-162	-	-	-
1995-86	Oil Gallery	-	18.2mm	2	555-107	-	-	-
1995-86	Oil Gallery	-	45/64"	2	550-043	-	-	-
1995-86	Oil Gallery Pipe	-	1/8" Pipe	5	090-117	-	-	-
1995-86	Rocker Arm Shaft	-	35/64"	4	555-176	-	-	-
L4 - 2.6 (2559cc) - 4ZE1								
1997-88	Engine Kit	-	-	-	557-113	-	-	-
1997-88	Block	-	1-25/64"	6	555-179	-	-	-
1997-88	Block	-	1-33/64"	1	555-180	-	-	-
1997-88	Block Pipe	-	1/4" Pipe	1	090-134	-	-	-
1997-88	Cylinder Head	-	1"	2	555-162	-	-	-
1997-88	Cylinder Head	-	40.8mm	1	555-095	565-095	-	570-009
1997-88	Oil Gallery	-	18.2mm	2	555-107	-	-	-
1997-88	Oil Gallery	-	45/64"	2	550-043	-	-	-
1997-88	Oil Gallery Pipe	-	1/8" Pipe	5	090-117	-	-	-

Expansion Plugs Applications (continued)



Make/ Engine/Years	Location	Description	Size	Qty	Dorman Steel	Dorman Brass	Dorman Copper	Dorman Rubber
ISUZU (continued)								
L4 - 2.6 (2559cc) - 4ZE1 (continued)								
1997-88	Rocker Arm Shaft	-	35/64"	4	555-176	-	-	-
V6 - 2.8 (2827cc)								
1991-89	Engine Kit	-			NA	-	-	-
1991-89	Block	-	34.3mm	6	555-104	565-104	-	570-007
V6 - 3.1 (3137cc) - CPC								
1994-91	Engine Kit	-			557-114	567-114	-	-
1994-91	Block	-	3/4"	3	555-012	565-012	-	570-003
1994-91	Block	-	34.3mm	6	555-104	565-104	-	570-007
1994-91	Block Pipe	-	1/4" Pipe	1	090-122	-	-	-
1994-91	Block Pipe	-	1/4" Pipe	AR	090-026	-	-	-
1994-91	Block Pipe	-	3/8" Pipe	2	090-019	-	-	-
V6 - 3.2 (3165cc) - 6VD1								
2003-98	Engine Kit	-			NA	-	-	-
2003-98	Camshaft	-	5/16"	1	555-174	-	-	-
2003-98	Cylinder Head	-	41/64"	4	555-177	-	-	-
2003-98	Oil Gallery Pipe	-	1/8" Pipe	AR	090-117	-	-	-
2003-98	Rocker Arm Shaft	-	25/64"	1	555-175	-	-	-
1997-92	Engine Kit	-			557-115	-	-	-
1997-92	Block	-	1-3/16"	2	555-086	-	-	570-006
1997-92	Camshaft	-	5/16"	1	555-174	-	-	-
1997-92	Cylinder Head	-	41/64"	4	555-177	-	-	-
1997-92	Oil Gallery Pipe	-	1/8" Pipe	AR	090-117	-	-	-
1997-92	Rocker Arm Shaft	-	25/64"	1	555-175	-	-	-
V6 - 3.5 (3500cc) - 6VE1								
2003-98	Engine Kit	-			NA	-	-	-
2003-98	Camshaft	-	5/16"	1	555-174	-	-	-
2003-98	Cylinder Head	-	41/64"	4	555-177	-	-	-
2003-98	Oil Gallery Pipe	-	1/8" Pipe	AR	090-117	-	-	-
2003-98	Rocker Arm Shaft	-	25/64"	1	555-175	-	-	-
JAGUAR								
L6 - 2.9 (2900cc) -								
1992-90	Engine Kit	-			NA	-	-	-
1992-90	Block Pipe	-	1/8" Pipe	1	090-046	-	-	-
1992-90	Cylinder Head	-	1-3/8"	1	555-025	565-025	568-008	570-007
1992-90	Cylinder Head	-	7/8"	2	555-014	565-014	-	570-004
L6 - 3.2 (3200cc) -								
1994-90	Engine Kit	-			NA	-	-	-
1994-90	Block Pipe	-	1/8" Pipe	1	090-046	-	-	-
1994-90	Cylinder Head	-	1"	6	555-017	565-017	-	570-004
L6 - 3.6 (3590cc) -								
1992-90	Engine Kit	-			NA	-	-	-
1992-90	Block Pipe	-	1/8" Pipe	1	090-046	-	-	-
1992-90	Cylinder Head	-	1"	6	555-017	565-017	-	570-004
L6 - 4.0 (3980cc) -								
1997-90	Engine Kit	-			NA	-	-	-
1997-90	Block Pipe	-	1/8" Pipe	1	090-046	-	-	-
1997-90	Cylinder Head	-	1"	6	555-017	565-017	-	570-004
L6 - 4.2 (4235cc) -								
1995-85	Engine Kit	-			NA	-	-	-
1995-85	Block	-	1-41/64"	9	555-068	565-068	-	570-010
1995-85	Block	-	1-1/4"	2	555-023	565-023	568-007	570-006
1995-85	Cylinder Head	-	7/8"	5	555-014	565-014	-	570-004
V12 - 5.3 (5343cc) -								
1980-76	Engine Kit	-			NA	-	-	-
1980-76	Block	-	7/8"	2	555-014	565-014	-	570-004
1980-76	Cylinder Head	-	1-3/8"	2	555-025	565-025	568-008	570-007
1980-76	Cylinder Head	-	5/8"	14	555-168	-	-	-
V12 - 6.0 (5994cc) -								
1997-93	Engine Kit	-			NA	-	-	-
1997-93	Block	-	7/8"	2	555-014	565-014	-	570-004
1997-93	Cylinder Head	-	1-3/8"	2	555-025	565-025	568-008	570-007
1997-93	Cylinder Head	-	7/8"	14	555-014	565-014	-	570-004
JEEP								
L4 - 2.1 (126 CID)								
1987-85	Engine Kit	Diesel			NA	-	-	-
1987-85	Block	Diesel	11/16"	1	555-138	-	-	-
1987-85	Block	Diesel	7/16"	2	555-002	-	-	-
1987-85	Block	Diesel	49/64"	2	555-139	-	-	-
1987-85	Block	Diesel	45mm	1	555-098	565-098	-	570-011
1987-85	Block	Diesel	28mm	1	555-117	-	-	570-005
1987-85	Block	Diesel	41/64"	2	555-136	-	-	-
1987-85	Block Pipe	Diesel	1/8" Pipe	2	090-127	-	-	-
1987-85	Block Pipe	Diesel	12mm Pipe	1	090-108	-	-	-
1987-85	Cylinder Head	Diesel	1-17/64"	AR	555-144	-	-	-
1987-85	Cylinder Head	Diesel	25/64"	AR	555-134	-	-	-
1987-85	Cylinder Head	Diesel	41/64"	2	555-136	-	-	-
1987-85	Cylinder Head	Diesel	49/64"	2	555-139	-	-	-
1987-85	Cylinder Head	Diesel	7/16"	AR	555-002	-	-	-
L4 - 2.2 (134 CID)								
1971-45	Engine Kit	-			NA	-	-	-
1971-45	Block	-	1-1/4" SC	3	555-024	565-024	568-007	570-006



Expansion Plugs Applications (continued)

Expansion Plug Applications

8

Make/ Engine/Years	Location	Description	Size	Qty	Dorman Steel	Dorman Brass	Dorman Copper	Dorman Rubber
JEEP (continued)								
L4 - 2.2 (134 CID) (continued)								
1971-45	Camshaft	-	1-49/64" SC	1	555-037	565-037	-	570-011
1971-45	Camshaft	-	1-13/16" SC	1	555-058	-	-	570-011
L4 - 2.4 (148 CID)								
2005-02	Block	-	1-3/8"	4	555-025	565-025	568-008	570-007
2005-02	Cylinder Head	-	1-1/4" SC	2	555-024	565-024	568-007	570-006
L4 - 2.5 (150 CID)								
2002-83	Engine Kit	AMC Eng	-	-	557-077	-	-	-
2002-83	Block	AMC Eng	1-49/64"	3	555-152	-	-	-
2002-83	Block	AMC Eng	2"	1	555-069	565-069	568-012	570-012
2002-83	Block Pipe	AMC Eng	3/8" Pipe	4	090-019	-	-	-
2002-83	Camshaft	AMC Eng	2-9/64" SC	1	555-076	-	-	570-016
2002-83	Cylinder Head	AMC Eng	2"	1	555-069	565-069	568-012	570-012
2002-83	Cylinder Head	AMC Eng	7/8"	4	555-014	565-014	-	570-004
L4 - 2.5 (151 CID)								
1983-80	Engine Kit	GM Eng	-	-	557-042	567-042	-	-
1983-80	Block-Rear	GM Eng	1-61/64"	1	555-041	565-041	-	570-012
1983-80	Block-Side	GM Eng	41.5mm	5	555-087	-	-	570-009
1983-80	Camshaft	GM Eng	2-7/64"	1	555-080	-	-	570-014
1983-80	Cylinder Head	GM Eng	1-7/8"	1	555-038	565-038	-	570-012
1983-80	Cylinder Head	GM Eng	21.66mm	4	570-003	-	-	-
1983-80	Cylinder Head	GM Eng	41.5mm	1	555-087	-	-	570-009
1983-80	Oil Gallery	GM Eng	14.98mm H	1	555-114	-	-	-
1983-80	Oil Gallery	GM Eng	19/32"	2	555-009	-	-	-
1983-80	Oil Gallery Pipe	GM Eng	3/8" Pipe	1	090-028	-	-	-
L6 - 3.8 (232 CID)								
1978-68	Engine Kit	-	-	-	557-017	567-017	-	-
1978-68	Block	-	2"	4	555-069	565-069	568-012	570-012
1978-68	Camshaft	-	2-9/64" SC	1	555-076	-	-	570-016
1978-68	Cylinder Head	-	2"	1	555-069	565-069	568-012	570-012
1978-68	Cylinder Head	-	7/8"	3	555-014	565-014	-	570-004
1978-68	Oil Gallery Pipe	-	3/8" Pipe	2	090-028	-	-	-
L6 - 4.0 (242 CID)								
2005-87	Engine Kit	-	-	-	557-017	567-017	-	-
2005-87	Block	-	2"	4	555-069	565-069	568-012	570-012
2005-87	Camshaft	-	2-9/64" SC	1	555-076	-	-	570-016
2005-87	Cylinder Head	-	1" SC	2	555-018	565-018	-	570-005
2005-87	Cylinder Head	-	2"	1	555-069	565-069	568-012	570-012
2005-87	Oil Gallery Pipe	-	3/8" Pipe	2	090-028	-	-	-
L6 - 4.2 (258 CID)								
1990-88	Engine Kit	-	-	-	557-017	567-017	-	-
1990-88	Block	-	2"	4	555-069	565-069	568-012	570-012
1990-88	Block	-	7/8"	1	555-014	565-014	-	570-004
1990-88	Camshaft	-	2-9/64" SC	1	555-076	-	-	570-016
1990-88	Cylinder Head	-	2"	1	555-069	565-069	568-012	570-012
1990-88	Oil Gallery Pipe	-	3/8" Pipe	2	090-028	-	-	-
1987-72	Engine Kit	-	-	-	557-017	567-017	-	-
1987-72	Block	-	2"	4	555-069	565-069	568-012	570-012
1987-72	Camshaft	-	2-9/64" SC	1	555-076	-	-	570-016
1987-72	Cylinder Head	-	2"	1	555-069	565-069	568-012	570-012
1987-72	Cylinder Head	-	7/8"	3	555-014	565-014	-	570-004
1987-72	Oil Gallery Pipe	-	3/8" Pipe	2	090-028	-	-	-
V6 - 2.8 (173 CID)								
1986-84	Engine Kit	-	-	-	557-048	567-048	-	-
1986-84	Block	-	34.3mm	6	555-104	565-104	-	570-007
1986-84	Block	-	7/8"	1	555-014	565-014	-	570-004
1986-84	Block Pipe	-	1/4" Pipe	2	090-075	-	-	-
1986-84	Cylinder Head	-	1" SC	2	555-018	565-018	-	570-005
1986-84	Cylinder Head Pipe	-	1/4" Pipe	1	090-067	-	-	-
1986-84	Oil Gallery Pipe	-	1/4" Pipe	AR	090-071	-	-	-
1986-84	Oil Gallery Pipe	-	3/8" Pipe	1	090-019	-	-	-
1986-84	Oil Gallery Pipe	-	3/8" Pipe	1	090-028	-	-	-
1986-84	Oil Gallery Pipe	-	1/4" Pipe	AR	090-068	-	-	-
1986-84	Oil Gallery Pipe	-	1/4" Pipe	1	090-067	-	-	-
1986-84	Oil Gallery Pipe	-	1/8" Pipe	2	090-070	-	-	-
1986-84	Oil Gallery Pipe	-	1/8" Pipe	2	090-065	-	-	-
V6 - 3.7 (225 CID)								
1971-66	Engine Kit	-	-	-	NA	-	-	-
1971-66	Block	-	1-1/2"	4	555-028	565-028	568-009	570-008
1971-66	Block	-	1-9/16"	4	555-029	565-029	-	570-009
1971-66	Oil Gallery-Front	-	5/8" SC	4	555-011	565-011	-	-
1971-66	Oil Gallery-Rear	-	1-13/16" SC	4	555-058	-	-	570-011
V6 - 3.7 (226 CID)								
2005-02	Block	-	1-3/8"	8	555-025	565-025	568-008	570-007
2005-02	Cylinder Head	-	1-1/4" SC	2	555-024	565-024	568-007	570-006
V8 - 4.7 (285 CID)								
2005-99	Block	-	45/64"	1	555-082	-	-	-
2005-99	Block	-	1-3/8"	10	555-025	565-025	568-008	570-007
2005-99	Cylinder Head	-	1-1/4" SC	2	555-024	565-024	568-007	570-006
2005-99	Cylinder Head	-	7/16" SC	1	555-003	-	-	-
V8 - 5.0 (304 CID)								
1981-80	Engine Kit	-	-	-	557-018	567-018	-	-

Expansion Plugs Applications (continued)



Make/ Engine/Years	Location	Description	Size	Qty	Dorman Steel	Dorman Brass	Dorman Copper	Dorman Rubber
JEEP (continued)								
V8 - 5.0 (304 CID) (continued)								
1981-80	Block	-	1-1/2"	6	555-028	565-028	568-009	570-008
1981-80	Block	-	1-49/64"	2	555-152	-	-	-
1981-80	Camshaft	-	2-9/64" SC	1	555-076	-	-	570-016
1981-80	Cylinder Head	-	1" SC	4	555-018	565-018	-	570-005
1981-80	Cylinder Head	-	1-1/2"	4	555-028	565-028	568-009	570-008
1981-80	Oil Gallery Pipe	-	3/8" Pipe	4	090-028	-	-	-
1979-72	Engine Kit	-	-	-	557-018	567-018	-	-
1979-72	Block	-	1-1/2"	6	555-028	565-028	568-009	570-008
1979-72	Camshaft	-	2-9/64" SC	1	555-076	-	-	570-016
1979-72	Cylinder Head	-	1-1/2"	4	555-028	565-028	568-009	570-008
1979-72	Cylinder Head	-	1" SC	4	555-018	565-018	-	570-005
1979-72	Oil Gallery Pipe	-	3/8" Pipe	4	090-028	-	-	-
V8 - 5.2 (318 CID)								
1998-93	Engine Kit	-	-	-	557-079	-	-	-
1998-93	Block	-	1-1/4" SC	1	555-024	565-024	568-007	570-006
1998-93	Block	-	1-11/16"	AR	555-151	-	-	-
1998-93	Block	-	1-41/64"	9	555-149	-	-	-
1998-93	Camshaft	-	1-57/64"	1	555-123	-	-	570-011
1998-93	Camshaft	-	1-7/8"	1	550-027	-	-	570-012
1998-93	Cylinder Head	-	1-1/4" SC	4	555-024	565-024	568-007	570-006
1998-93	Oil Gallery-LH	-	14.98mm H	1	555-114	-	-	-
1998-93	Oil Gallery-RH	-	9/16"	1	555-135	-	-	-
V8 - 5.7 (350 CID)								
1971-69	Engine Kit	-	-	-	NA	-	-	-
1971-69	Block	-	1-9/16"	6	555-029	565-029	-	570-009
1971-69	Camshaft	-	2-9/64" SC	1	555-076	-	-	570-016
1971-69	Cylinder Head	-	1-1/8"	2	555-019	565-019	-	570-005
1971-69	Cylinder Head	-	1-7/32"	2	555-022	-	-	570-006
V8 - 5.9 (360 CID)								
1998	Engine Kit	-	-	-	557-018	567-018	-	-
1998	Block	-	1-1/4" SC	1	555-024	565-024	568-007	570-006
1998	Block	-	1-11/16"	AR	555-151	-	-	-
1998	Block	-	1-41/64"	9	555-149	-	-	-
1998	Camshaft	-	1-57/64"	1	555-123	-	-	570-011
1998	Cylinder Head	-	1-1/4" SC	4	555-024	565-024	568-007	570-006
1998	Oil Gallery Pipe	-	3/8" Pipe	4	090-028	-	-	-
1991-87	Engine Kit	-	-	-	557-018	567-018	-	-
1991-87	Block	-	1-1/2"	6	555-028	565-028	568-009	570-008
1991-87	Block	-	2-9/64" SC	2	555-076	-	-	570-016
1991-87	Camshaft	-	1-57/64"	1	555-123	-	-	570-011
1991-87	Cylinder Head	-	1-1/2"	2	555-028	565-028	568-009	570-008
1991-87	Cylinder Head	-	1" SC	2	555-018	565-018	-	570-005
1991-87	Oil Gallery Pipe	-	3/8" Pipe	4	090-028	-	-	-
1986-80	Engine Kit	-	-	-	557-018	567-018	-	-
1986-80	Block	-	1-1/2"	6	555-028	565-028	568-009	570-008
1986-80	Block	-	1-49/64"	2	555-152	-	-	-
1986-80	Camshaft	-	1-57/64"	1	555-123	-	-	570-011
1986-80	Camshaft	-	2-9/64" SC	1	555-076	-	-	570-016
1986-80	Cylinder Head	-	1" SC	4	555-018	565-018	-	570-005
1986-80	Cylinder Head	-	1-1/2"	4	555-028	565-028	568-009	570-008
1986-80	Oil Gallery Pipe	-	3/8" Pipe	4	090-028	-	-	-
1979-72	Engine Kit	-	-	-	557-018	567-018	-	-
1979-72	Block	-	1-1/2"	6	555-028	565-028	568-009	570-008
1979-72	Camshaft	-	1-57/64"	1	555-123	-	-	570-011
1979-72	Camshaft	-	2-9/64" SC	1	555-076	-	-	570-016
1979-72	Cylinder Head	-	1" SC	4	555-018	565-018	-	570-005
1979-72	Cylinder Head	-	1-1/2"	4	555-028	565-028	568-009	570-008
1979-72	Oil Gallery Pipe	-	3/8" Pipe	4	090-028	-	-	-
V8 - 6.6 (401 CID)								
1978-74	Engine Kit	-	-	-	557-018	567-018	-	-
1978-74	Block	-	1-1/2"	6	555-028	565-028	568-009	570-008
1978-74	Camshaft	-	2-9/64" SC	1	555-076	-	-	570-016
1978-74	Cylinder Head	-	1" SC	4	555-018	565-018	-	570-005
1978-74	Cylinder Head	-	1-1/2"	4	555-028	565-028	568-009	570-008
1978-74	Oil Gallery Pipe	-	3/8" Pipe	4	090-028	-	-	-
LEXUS								
L6 - 3.0 (2999cc) - 2JZGE								
2005-92	Engine Kit	-	-	-	NA	-	-	-
2005-92	Block	-	35mm	11	555-093	565-093	-	570-007
2005-92	Block	-	25mm	2	555-097	565-097	-	570-004
2005-92	Cylinder Head	-	20mm	4	555-101	565-101	-	-
L6 - 4.5 (4477cc) - 1FZFE								
1997-96	Engine Kit	-	-	-	NA	-	-	-
1997-96	Block	-	1-25/64"	9	555-179	-	-	-
1997-96	Block	-	50mm	2	555-094	-	-	570-012
1997-96	Cylinder Head	-	30mm	2	555-100	565-100	-	570-006
V6 - 2.5 (2508cc) - 2VZFE								
1991-90	Engine Kit	-	-	-	557-099	567-099	-	-
1991-90	Block	-	35mm	11	555-093	565-093	-	570-007
1991-90	Block Pipe	-	3/8" Pipe	2	090-130	-	-	-
1991-90	Cylinder Head	-	30mm	8	555-100	565-100	-	570-006



Expansion Plugs Applications (continued)

Expansion Plug Applications

8

Make/ Engine/Years	Location	Description	Size	Qty	Dorman Steel	Dorman Brass	Dorman Copper	Dorman Rubber
LEXUS (continued)								
V6 - 3.0 (2967cc) - 3VZFE								
1993-92	Engine Kit	-			NA	-	-	-
1993-92	Block	-	35mm	11	555-093	565-093	-	570-007
1993-92	Block Pipe	-	3/8" Pipe	2	090-130	-	-	-
1993-92	Cylinder Head	-	30mm	8	555-100	565-100	-	570-006
V6 - 3.0 (2999cc) - 1MZFE								
2003-94	Engine Kit	-			NA	-	-	-
2003-94	Cylinder Head	-	30mm	8	555-100	565-100	-	570-006
V6 - 3.3 (3300cc) - 3MZFE								
2005-04	Engine Kit	-			NA	-	-	-
2005-04	Cylinder Head	-	30mm	8	555-100	565-100	-	570-006
V8 - 4.0 (3966cc) - 1UZFE								
2000-90	Engine Kit	-			NA	-	-	-
2000-90	Cylinder Head	-	30mm	8	555-100	565-100	-	570-006
V8 - 4.3 (4300cc) - 3UZFE								
2005-01	Cylinder Head	-	30mm	8	555-100	565-100	-	570-006
V8 - 4.7 (4663cc) - 2UZFE								
2005-99	Block	-	1-25/64"	8	555-179	-	-	-
2005-99	Cylinder Head	-	30mm	8	555-100	565-100	-	570-006
LINCOLN								
L6 - 2.4 (146 CID)								
1984	Engine Kit	-			NA	-	-	-
1984	Block	-	7/16"	2	555-002	-	-	-
V6 - 3.0 (182 CID)								
2005-00	Engine Kit	Exc.SHO Eng			557-051	567-051	-	-
2005-00	Balance Shaft	-	2-1/4"	1	555-084	-	568-015	570-017
2005-00	Block/Head	-	1-1/2" SC	5	555-077	565-077	-	570-008
2005-00	Block/Head (.060 OS)	-	1-9/16"	AR	555-029	565-029	-	570-009
2005-00	Camshaft	-	2-1/4"	1	555-111	-	-	570-016
V6 - 3.8 (232 CID)								
1994-82	Engine Kit	-			557-054	-	-	-
1994-82	Block	-	1-1/2" SC	AR	555-077	565-077	-	570-008
1994-82	Block (.060 OS)	-	1-9/16"	AR	555-029	565-029	-	570-009
1994-82	Block Pipe	-	1/4" Pipe	4	090-026	-	-	-
1994-82	Block Pipe	-	3/8" Pipe	AR	090-028	-	-	-
1994-82	Block Pipe	-	5/8" x 18 Pipe	3	090-047	-	-	-
1994-82	Camshaft	-	1-45/64" SC	AR	555-033	565-033	-	570-010
1994-82	Cylinder Head	-	1-41/64"	2	555-068	565-068	-	570-010
1994-82	Oil Gallery Pipe	-	5/8" x 18 Pipe	3	090-047	-	-	-
V8 - 4.6 (281 CID)								
2005-93	Engine Kit	DOHC			NA	-	-	-
2005-93	Engine Kit	SOHC			NA	-	-	-
2005-93	Block	DOHC	17/32" SC	2	555-007	-	-	-
2005-93	Block	DOHC	3/4"	1	555-012	565-012	-	570-003
2005-93	Block	SOHC	17/32" SC	2	555-007	-	-	-
2005-93	Block Pipe	DOHC	3/8" Pipe	2	090-028	-	-	-
2005-93	Block Pipe	SOHC	3/8" Pipe	2	090-028	-	-	-
2005-93	Block/Head	DOHC	1-1/2" SC	AR	555-077	565-077	-	570-008
2005-93	Block/Head	SOHC	1-1/2" SC	AR	555-077	565-077	-	570-008
2005-93	Cylinder Head	DOHC	1-1/4" SC	2	555-024	565-024	568-007	570-006
2005-93	Cylinder Head	DOHC	29/64" SC	AR	555-004	565-004	-	-
2005-93	Cylinder Head	SOHC	29/64" SC	AR	555-004	565-004	-	-
2005-93	Cylinder Head Pipe	DOHC	3/8" Pipe	6	090-028	-	-	-
2005-93	Cylinder Head Pipe	SOHC	3/8" Pipe	6	090-028	-	-	-
1992-91	Engine Kit	-			NA	-	-	-
1992-91	Block	-	17/32" SC	2	555-007	-	-	-
1992-91	Block Pipe	-	3/8" Pipe	2	090-028	-	-	-
1992-91	Block/Head	-	1-1/2" SC	AR	555-077	565-077	-	570-008
1992-91	Cylinder Head	-	29/64" SC	AR	555-004	565-004	-	-
1992-91	Cylinder Head Pipe	-	3/8" Pipe	6	090-028	-	-	-
V8 - 5.0 (302 CID)								
1992-77	Engine Kit	-			557-009	567-009	-	-
1992-77	Block Pipe	-	3/8" Pipe	AR	090-028	-	-	-
1992-77	Block-Rear	-	3/4"	1	555-012	565-012	-	570-003
1992-77	Block/Head	-	1-1/2" SC	AR	555-077	565-077	-	570-008
1992-77	Block/Head (.060 OS)	-	1-9/16"	AR	555-029	565-029	-	570-009
1992-77	Camshaft	-	2-1/8" SC	1	555-070	-	-	570-016
1992-77	Camshaft (.060 OS)	-	2-3/16" SC	1	555-051	-	-	570-016
1992-77	Cylinder Head Pipe	-	3/4" Pipe	7	090-072	-	-	-
1992-77	Oil Gallery	-	1/2"	3	555-074	-	-	-
1992-77	Oil Gallery Pipe	-	1/4" Pipe	5	090-026	-	-	-
1992-77	Oil Gallery Pipe	-	1/4" Pipe	AR	-	490-071	-	-
1992-77	Oil Pump Plug	-	3/4"	1	555-012	565-012	-	570-003
1992-77	Oil Pump Plug	-	41/64"	1	555-061	-	-	-
V8 - 5.4 (330 CID)								
2005-98	Engine Kit	-			NA	-	-	-
2005-98	Block	-	17/32" SC	2	555-007	-	-	-
2005-98	Block/Head	-	1-1/2" SC	6	555-077	565-077	-	570-008
2005-98	Cylinder Head	-	29/64" SC	2	555-004	565-004	-	-
V8 - 5.8 (351M)								
1980-77	Engine Kit	-			557-010	567-010	-	-
1980-77	Block	-	1-1/2" SC	6	555-077	565-077	-	570-008

Expansion Plugs Applications (continued)



Make/ Engine/Years	Location	Description	Size	Qty	Dorman Steel	Dorman Brass	Dorman Copper	Dorman Rubber
LINCOLN (continued)								
V8 - 5.8 (351M) (continued)								
1980-77	Block (.060 OS)	-	1-49/64"	6	555-036	565-036	-	570-011
1980-77	Block Pipe	-	5/8" x 18 Pipe	2	090-047	-	-	-
1980-77	Camshaft	-	2-1/4"	1	555-084	-	568-015	570-017
1980-77	Cylinder Head	-	1-1/2" SC	6	555-077	565-077	-	570-008
1980-77	Oil Gallery	-	1/2"	2	555-074	-	-	-
1980-77	Oil Gallery Pipe	-	3/8" Pipe	3	090-028	-	-	-
1980-77	Thermactor Holes	-	1/2"	2	555-074	-	-	-
V8 - 5.8 (351W)								
1980-77	Engine Kit	-	-	-	557-009	567-009	-	-
1980-77	Block Pipe	-	3/8" Pipe	AR	090-028	-	-	-
1980-77	Block-Rear	-	3/4"	1	555-012	565-012	-	570-003
1980-77	Block/Head	-	1-1/2" SC	AR	555-077	565-077	-	570-008
1980-77	Block/Head (.060 OS)	-	1-9/16"	AR	555-029	565-029	-	570-009
1980-77	Camshaft	-	2-1/8" SC	1	555-070	-	-	570-016
1980-77	Camshaft (.060 OS)	-	2-3/16" SC	1	555-051	-	-	570-016
1980-77	Cylinder Head Pipe	-	3/4" Pipe	7	090-072	-	-	-
1980-77	Oil Gallery	-	1/2"	3	555-074	-	-	-
1980-77	Oil Gallery Pipe	-	1/4" Pipe	5	090-026	-	-	-
1980-77	Oil Gallery Pipe	-	1/4" Pipe	AR	-	490-071	-	-
1980-77	Oil Pump Plug	-	41/64"	1	555-061	-	-	-
1980-77	Oil Pump Plug	-	3/4"	1	555-012	565-012	-	570-003
V8 - 6.6 (400 CID)								
1979-77	Engine Kit	-	-	-	557-010	567-010	-	-
1979-77	Block	-	1-1/2" SC	6	555-077	565-077	-	570-008
1979-77	Block (.060 OS)	-	1-9/16"	6	555-029	565-029	-	570-009
1979-77	Block Pipe	-	5/8" x 18 Pipe	2	090-047	-	-	-
1979-77	Camshaft	-	2-1/4"	1	555-084	-	568-015	570-017
1979-77	Cylinder Head	-	1-1/2" SC	6	555-077	565-077	-	570-008
1979-77	Oil Gallery	-	1/2"	2	555-074	-	-	-
1979-77	Oil Gallery Pipe	-	3/8" Pipe	3	090-028	-	-	-
1979-77	Thermactor Holes	-	1/2"	2	555-074	-	-	-
V8 - 7.5 (460 CID)								
1978-68	Engine Kit	-	-	-	557-026	567-026	-	-
1978-68	Block	-	1-1/2" SC	6	555-077	565-077	-	570-008
1978-68	Block (.060 OS)	-	1-9/16"	6	555-029	565-029	-	570-009
1978-68	Camshaft	-	2-1/2"	1	555-055	-	-	-
1978-68	Cylinder Head Pipe	-	3/4" Pipe	6	090-072	-	-	-
1978-68	Cylinder Head Thermactor	-	43/64"	2	555-120	-	-	-
1978-68	Oil Gallery	-	29/64" SC	AR	555-004	565-004	-	-
1978-68	Oil Gallery Pipe	-	1/4" Pipe	4	090-026	-	-	-
1978-68	Oil Gallery Pipe	-	3/8" Pipe	2	090-028	-	-	-
1978-68	Oil Gallery Pipe	-	3/8" Pipe	3	090-019	-	-	-
1978-68	Oil Gallery Pipe	-	5/8" x 18 Pipe	2	090-047	-	-	-
MACK TRUCKS								
	Cylinder Head	-	1-49/64" SC	AR	555-037	565-037	-	570-011
MAZDA								
L4 - 1.3 (1272cc)								
1978-76	Engine Kit	GLC, Mizer	-	-	557-041	567-041	-	-
1978-76	Block	GLC, Mizer	20mm	1	555-101	565-101	-	-
1978-76	Block	GLC, Mizer	49/64"	1	555-139	-	-	-
1978-76	Block	GLC, Mizer	35mm	3	555-093	565-093	-	570-007
1978-76	Block	GLC, Mizer	1-3/8"	3	555-025	565-025	568-008	570-007
1978-76	Block	GLC, Mizer	40.8mm	1	555-095	565-095	-	570-009
1978-76	Cylinder Head	GLC, Mizer	30mm	1	555-100	565-100	-	570-006
L4 - 1.4 (1415cc)								
1980-79	Engine Kit	GLC	-	-	557-041	567-041	-	-
1980-79	Block	GLC	1-3/8"	3	555-025	565-025	568-008	570-007
1980-79	Block	GLC	20mm	1	555-101	565-101	-	-
1980-79	Block	GLC	35mm	3	555-093	565-093	-	570-007
1980-79	Block	GLC	40.8mm	1	555-095	565-095	-	570-009
1980-79	Block	GLC	49/64"	1	555-139	-	-	-
1980-79	Cylinder Head	GLC	30mm	1	555-100	565-100	-	570-006
L4 - 1.5 (1489cc)								
1998-96	Engine Kit	Protege	-	-	NA	-	-	-
1998-96	Block	Protege	35mm	3	555-093	565-093	-	570-007
1998-96	Block	Protege	30mm	6	555-100	565-100	-	570-006
L4 - 1.5 (1490cc)								
1986-81	Engine Kit	GLC	-	-	557-088	-	-	-
1986-81	Block	GLC	35mm	2	555-093	565-093	-	570-007
1986-81	Block	GLC	40.8mm	1	555-095	565-095	-	570-009
1986-81	Block	GLC	49/64"	AR	555-139	-	-	-
1986-81	Block Pipe	GLC	1/4" Pipe	1	090-134	-	-	-
1986-81	Block Pipe	GLC	3/8" Pipe	1	090-130	-	-	-
1986-81	Cylinder Head	GLC	30mm	1	555-100	565-100	-	570-006
L4 - 1.6 (1586cc)								
1971	Engine Kit	616, 1200	-	-	NA	-	-	-
1971	Block	616, 1200	30mm	1	555-100	565-100	-	570-006
1971	Block	616, 1200	35mm	1	555-093	565-093	-	570-007
1971	Block	616, 1200	40.8mm	1	555-095	565-095	-	570-009
1971	Block	616, 1200	49/64"	1	555-139	-	-	-

Expansion Plugs Applications (continued)



Make/ Engine/Years	Location	Description	Size	Qty	Dorman Steel	Dorman Brass	Dorman Copper	Dorman Rubber
MAZDA (continued)								
L4 - 1.6 (1589cc)								
2003-99	Block	Protege	30mm	4	555-100	565-100	-	570-006
2003-99	Block	Protege	35mm	4	555-093	565-093	-	570-007
2003-99	Cylinder Head	Protege	30mm	1	555-100	565-100	-	570-006
L4 - 1.6 (1590cc)								
1977-72	Engine Kit	808			NA	-	-	-
1977-72	Block	808	30mm	1	555-100	565-100	-	570-006
1977-72	Block	808	35mm	1	555-093	565-093	-	570-007
1977-72	Block	808	40.8mm	1	555-095	565-095	-	570-009
1977-72	Block	808	49/64"	1	555-139	-	-	-
L4 - 1.6 (1597cc)								
1995-86	Engine Kit	323, Miata, MX-3			NA	-	-	-
1995-86	Block	323, Miata, MX-3	30mm	AR	555-100	565-100	-	570-006
1995-86	Block	323, Miata, MX-3	35mm	AR	555-093	565-093	-	570-007
1995-86	Cylinder Head	323, Miata, MX-3	30mm	AR	555-100	565-100	-	570-006
L4 - 1.8 (1796cc)								
1972	Engine Kit	618			557-041	567-041	-	-
1972	Block	618	35mm	3	555-093	565-093	-	570-007
1972	Block	618	40.8mm	1	555-095	565-095	-	570-009
1972	Block	618	1-3/8"	3	555-025	565-025	568-008	570-007
1972	Block	618	20mm	1	555-101	565-101	-	-
1972	Block	618	50mm	1	555-105	565-105	-	570-012
L4 - 1.8 (1839cc)								
2005-90	Engine Kit	DOHC			NA	-	-	-
2005-90	Engine Kit	SOHC			557-089	567-089	-	-
2005-90	Block	DOHC	30mm	AR	555-100	565-100	-	570-006
2005-90	Block	DOHC	35mm	4	555-093	565-093	-	570-007
2005-90	Block	SOHC	30mm	4	555-100	565-100	-	570-006
2005-90	Block	SOHC	35mm	4	555-093	565-093	-	570-007
2005-90	Cylinder Head	DOHC	30mm	AR	555-100	565-100	-	570-006
2005-90	Cylinder Head	Miata		1	555-139	-	-	-
2005-90	Cylinder Head	SOHC	30mm	1	555-100	565-100	-	570-006
L4 - 2.0 (1970cc)								
1983-79	Engine Kit	626			NA	-	-	-
1983-79	Block	626	35mm	4	555-093	565-093	-	570-007
1983-79	Block	626	50mm	2	555-105	565-105	-	570-012
L4 - 2.0 (1991cc)								
2003-93	Engine Kit	626, MX-6, Protege			NA	-	-	-
2003-93	Block	626, MX-6, Protege	30mm	9	555-100	565-100	-	570-006
2003-93	Block	626, MX-6, Protege	35mm	1	555-093	565-093	-	570-007
2003-93	Cylinder Head	626, Millenia	11/16"	4	555-138	-	-	-
2003-93	Cylinder Head	626, MX-6, Protege	11/16"	1	555-138	-	-	-
2003-93	Cylinder Head	626, MX-6, Protege	30mm	1	555-100	565-100	-	570-006
L4 - 2.0 (1998cc)								
1987-84	Engine Kit	626			NA	-	-	-
1987-84	Block	626	1" SC	1	555-091	-	-	570-004
1987-84	Block	626	30mm	1	555-100	565-100	-	570-006
1987-84	Block	626	35mm	1	555-093	565-093	-	570-007
1987-84	Block	626	40.8mm	5	555-095	565-095	-	570-009
1987-84	Cylinder Head	626	30mm	1	555-100	565-100	-	570-006
1987-84	Cylinder Head	626	35mm	1	555-093	565-093	-	570-007
L4 - 2.2 (2184cc)								
1992-88	Engine Kit	626, MX-6			557-091	-	-	-
1992-88	Block	626, MX-6	1" SC	2	555-091	-	-	570-004
1992-88	Block	626, MX-6	30mm	1	555-100	565-100	-	570-006
1992-88	Block	626, MX-6	35mm	2	555-093	565-093	-	570-007
1992-88	Block	626, MX-6	40.8mm	6	555-095	565-095	-	570-009
L4 - 2.6 (2606cc)								
1994-89	Engine Kit	MPV			NA	-	-	-
1994-89	Block	MPV	1" SC	AR	555-091	-	-	570-004
1994-89	Block	MPV	30mm	3	555-100	565-100	-	570-006
1994-89	Block	MPV	35mm	AR	555-093	565-093	-	570-007
1994-89	Block	MPV	40.8mm	AR	555-095	565-095	-	570-009
1994-89	Cylinder Head	MPV	40.8mm	1	555-095	565-095	-	570-009
R2 - 1.3 (1308cc)								
1978-76	Engine Kit	Cosmo, RX-4			NA	-	-	-
1978-76	Block	Cosmo, RX-4	35mm	3	555-093	565-093	-	570-007
1978-76	Block	Cosmo, RX-4	40.8mm	1	555-095	565-095	-	570-009
1978-76	Block	Cosmo, RX-4	49/64"	1	555-139	-	-	-
V6 - 1.8 (1845cc)								
1995-92	Engine Kit	MX-3			NA	-	-	-
1995-92	Cylinder Head	MX-3	40.8mm	2	555-095	565-095	-	570-009
V6 - 2.3 (2254cc)								
2002-00	Cylinder Head	Millenia		AR	555-093	565-093	-	570-007
V6 - 2.5 (2497cc)								
2002-98	Cylinder Head	626, Millenia	11/16"	4	555-138	-	-	-
2002-93	Engine Kit	626, MX-6, Millenia			NA	-	-	-
2002-93	Cylinder Head	626, MX-6, Millenia	40.8mm	4	555-095	565-095	-	570-009
V6 - 3.0 (2954cc)								
1998-91	Engine Kit	MPV			NA	-	-	-
1998-91	Block	MPV	35mm	2	555-093	565-093	-	570-007
1998-91	Block	MPV	50mm	3	555-105	565-105	-	570-012

Expansion Plugs Applications (continued)



Make/ Engine/Years	Location	Description	Size	Qty	Dorman Steel	Dorman Brass	Dorman Copper	Dorman Rubber
MAZDA (continued)								
V6 - 3.0 (2954cc) (continued)								
1998-91	Block Pipe	MPV	3/8" Pipe	AR	090-130	-	-	-
1998-91	Cylinder Head	MPV	30mm	2	555-100	565-100	-	570-006
1995-90	Engine Kit	929 (DOHC)			NA	-	-	-
1995-90	Block	929 (DOHC)	50mm	3	555-105	565-105	-	570-012
1995-90	Block	929 (DOHC)	35mm	1	555-093	565-093	-	570-007
1995-90	Block Pipe	929 (DOHC)	3/8" Pipe	AR	090-130	-	-	-
1995-90	Cylinder Head	929 (DOHC)	30mm	4	555-100	565-100	-	570-006
1995-90	Cylinder Head Pipe	929 (DOHC)	1/2" Pipe	AR	090-135	-	-	-
1995-90	Cylinder Head Pipe	929 (DOHC)	1/4" Pipe	AR	090-124	-	-	-
1995-90	Cylinder Head Pipe	929 (DOHC)	3/4" Pipe	AR	090-133	-	-	-
1995-90	Cylinder Head Pipe	929 (DOHC)	3/8" Pipe	AR	090-130	-	-	-
1991-90	Engine Kit	929 (SOHC)			NA	-	-	-
1991-90	Block	929 (SOHC)	35mm	1	555-093	565-093	-	570-007
1991-90	Block	929 (SOHC)	50mm	3	555-105	565-105	-	570-012
1991-90	Block Pipe	929 (SOHC)	3/8" Pipe	AR	090-130	-	-	-
1991-90	Cylinder Head	929 (SOHC)	30mm	2	555-100	565-100	-	570-006
1990-89	Engine Kit	MPV			NA	-	-	-
1990-89	Block	MPV	35mm	2	555-093	565-093	-	570-007
1990-89	Block	MPV	50mm	3	555-105	565-105	-	570-012
1990-89	Block	MPV	30mm	1	555-100	565-100	-	570-006
1990-89	Block Pipe	MPV	1/2" Pipe	AR	090-135	-	-	-
1990-89	Cylinder Head	MPV	30mm	2	555-100	565-100	-	570-006
1989-88	Engine Kit	929 (SOHC)			NA	-	-	-
1989-88	Block	929 (SOHC)	35mm	1	555-093	565-093	-	570-007
1989-88	Block	929 (SOHC)	50mm	3	555-105	565-105	-	570-012
1989-88	Block Pipe	929 (SOHC)	1/2" Pipe	AR	090-135	-	-	-
1989-88	Cylinder Head	929 (SOHC)	30mm	2	555-100	565-100	-	570-006
MAZDA TRUCK								
L4 - 1.6 (1586cc)								
1976-72	Engine Kit	B1600			NA	-	-	-
1976-72	Block	B1600	40.8mm	1	555-095	565-095	-	570-009
1976-72	Block	B1600	49/64"	1	555-139	-	-	-
1976-72	Block	B1600	30mm	1	555-100	565-100	-	570-006
1976-72	Block	B1600	35mm	1	555-093	565-093	-	570-007
L4 - 1.8 (1796cc)								
1978-77	Engine Kit	B1800			557-041	567-041	-	-
1978-77	Block	B1800	1-3/8"	3	555-025	565-025	568-008	570-007
1978-77	Block	B1800	20mm	1	555-101	565-101	-	-
1978-77	Block	B1800	35mm	3	555-093	565-093	-	570-007
1978-77	Block	B1800	40.8mm	1	555-095	565-095	-	570-009
1978-77	Block	B1800	50mm	1	555-105	565-105	-	570-012
L4 - 2.0 (1970cc)								
1984-79	Engine Kit	B2000			NA	-	-	-
1984-79	Block	B2000	35mm	4	555-093	565-093	-	570-007
1984-79	Block	B2000	50mm	2	555-105	565-105	-	570-012
1984-79	Block Pipe	B2000	1/4" Pipe	1	090-134	-	-	-
1983-79	Block Pipe	626	1/4" Pipe	1	090-134	-	-	-
L4 - 2.0 (1998cc)								
1987-86	Engine Kit	B2000			NA	-	-	-
1987-86	Block	B2000	40.8mm	5	555-095	565-095	-	570-009
1987-86	Block	B2000	1" SC	2	555-091	-	-	570-004
1987-86	Block	B2000	35mm	1	555-093	565-093	-	570-007
1987-86	Cylinder Head	B2000	30mm	1	555-100	565-100	-	570-006
1987-86	Cylinder Head	B2000	40.8mm	1	555-095	565-095	-	570-009
L4 - 2.2 (2184cc)								
1993-87	Engine Kit	B2200			557-090	-	-	-
1993-87	Block	B2200	1" SC	2	555-091	-	-	570-004
1993-87	Block	B2200	30mm	1	555-100	565-100	-	570-006
1993-87	Block	B2200	35mm	2	555-093	565-093	-	570-007
1993-87	Block	B2200	40.8mm	6	555-095	565-095	-	570-009
1993-87	Cylinder Head	B2200	40.8mm	1	555-095	565-095	-	570-009
L4 - 2.2 (2209cc)								
1984-82	Engine Kit	B2200			NA	-	-	-
1984-82	Block	B2200	1" SC	1	555-091	-	-	570-004
1984-82	Block	B2200	50mm	4	555-105	565-105	-	570-012
1984-82	Block	B2200	49/64"	1	555-139	-	-	-
1984-82	Block	B2200	11/16"	1	555-138	-	-	-
1984-82	Block	B2200	30mm	2	555-100	565-100	-	570-006
1984-82	Block	B2200	35mm	1	555-093	565-093	-	570-007
1984-82	Camshaft	B2200	2-9/32"	1	550-041	-	-	-
1984-82	Cylinder Head	B2200	1" SC	1	555-091	-	-	570-004
1984-82	Cylinder Head	B2200	35mm	2	555-093	565-093	-	570-007
L4 - 2.3 (2295cc)								
1997-94	Engine Kit	B2300			NA	-	-	-
1997-94	Block	B2300	1-33/64"	8	555-147	-	-	-
1997-94	Block	B2300	2-1/16" SC	1	555-048	565-048	568-013	570-014
1997-94	Cylinder Head	B2300	1-33/64"	8	555-147	-	-	-
L4 - 2.6 (2555cc)								
1988-87	Engine Kit	B2600			557-092	-	-	-
1988-87	Block	B2600	28mm	1	555-117	-	-	570-005
1988-87	Block	B2600	40.8mm	2	555-095	565-095	-	570-009



Expansion Plugs Applications (continued)

Expansion Plug Applications

8

Make/ Engine/Years	Location	Description	Size	Qty	Dorman Steel	Dorman Brass	Dorman Copper	Dorman Rubber
MAZDA TRUCK (continued)								
L4 - 2.6 (2555cc) (continued)								
1988-87	Block	B2600	1-61/64"	3	555-158	-	-	-
1988-87	Block Pipe	B2600	3/8" Pipe	1	090-130	-	-	-
1988-87	Cylinder Head	B2600	40.8mm	1	555-095	565-095	-	570-009
1988-87	Cylinder Head Pipe	B2600	1/16" Pipe	1	090-073	-	-	-
1988-87	Cylinder Head Pipe	B2600	1/4" Pipe	1	090-123	-	-	-
L4 - 2.6 (2606cc)								
1993-89	Engine Kit	B2600			NA	-	-	-
1993-89	Block	B2600	1" SC	AR	555-091	-	-	570-004
1993-89	Block	B2600	30mm	3	555-100	565-100	-	570-006
1993-89	Block	B2600	35mm	AR	555-093	565-093	-	570-007
1993-89	Block	B2600	40.8mm	AR	555-095	565-095	-	570-009
1993-89	Cylinder Head	B2600	40.8mm	1	555-095	565-095	-	570-009
V6 - 3.0 (2999cc)								
2005-94	Engine Kit	B3000			NA	-	-	-
2005-94	Block	B3000	1-33/64"	6	555-147	-	-	-
2005-94	Block	B3000	39/64"	3	555-067	-	-	-
2005-94	Cylinder Head	B3000	1-1/4" SC	4	555-024	565-024	568-007	570-006
V6 - 4.0 (4016cc)								
2000-94	Engine Kit	B4000			NA	-	-	-
2000-94	Block	B4000	1-33/64"	6	555-147	-	-	-
2000-94	Block	B4000	2-3/16" SC	1	555-051	-	-	570-016
2000-94	Block Pipe	B4000	M8 Pipe	1	090-132	-	-	-
2000-94	Cylinder Head	B4000	1-37/64"	4	555-148	-	-	-
1994-91	Engine Kit	Navajo			NA	-	-	-
1994-91	Block	Navajo	1-33/64"	4	555-147	-	-	-
1994-91	Block	Navajo	2-3/16" SC	2	555-051	-	-	570-016
1994-91	Block Pipe	Navajo	M8 Pipe	1	090-132	-	-	-
1994-91	Cylinder Head	Navajo	1-37/64"	4	555-148	-	-	-
MERCURY								
L4 - 1.6 (1598cc)								
1994-91	Engine Kit	Capri			NA	-	-	-
1994-91	Block	Capri	18mm	2	555-102	565-102	-	-
1994-91	Block	Capri	35mm	3	555-093	565-093	-	570-007
1994-91	Block/Head	Capri	30mm	AR	555-100	565-100	-	570-006
L4 - 1.6 (1600cc)								
1989-88	Engine Kit	Tracer			NA	-	-	-
1989-88	Block	Tracer	18mm	2	555-102	565-102	-	-
1989-88	Block	Tracer	30mm	6	555-100	565-100	-	570-006
1989-88	Block	Tracer	35mm	3	555-093	565-093	-	570-007
1989-88	Cylinder Head	Tracer	30mm	6	555-100	565-100	-	570-006
1989-88	Cylinder Head	Tracer	35mm	3	555-093	565-093	-	570-007
L4 - 1.6 (98 CID)								
1985-81	Engine Kit	LN7, Lynx			557-052	567-052	-	-
1985-81	Block	LN7, Lynx	1-41/64"	3	555-068	565-068	-	570-010
1985-81	Block	LN7, Lynx	18mm	1	555-102	565-102	-	-
1985-81	Block	LN7, Lynx	2-3/16" SC	1	555-051	-	-	570-016
1985-81	Block Pipe	LN7, Lynx	1/4" Pipe	3	090-026	-	-	-
1985-81	Block Pipe	LN7, Lynx	1/8" Pipe	3	090-046	-	-	-
1985-81	Block/Head	LN7, Lynx	1-45/64" SC	AR	555-033	565-033	-	570-010
1985-81	Camshaft	LN7, Lynx	2-1/2"	1	555-055	-	-	-
1985-81	Camshaft	LN7, Lynx	2-1/4"	1	555-084	-	568-015	570-017
1985-81	Camshaft Passage	LN7, Lynx	7/8"	1	555-119	-	-	570-003
1985-81	Cylinder Head	LN7, Lynx	1-1/2" SC	2	555-077	565-077	-	570-008
1985-81	Cylinder Head	LN7, Lynx	18mm	4	555-102	565-102	-	-
1985-81	Cylinder Head	LN7, Lynx	39mm	2	555-121	-	-	570-009
1985-81	Cylinder Head Pipe	LN7, Lynx	3/8" Pipe	3	090-028	-	-	-
1985-81	Monolithic Timing Hole	LN7, Lynx	5/8"	1	555-010	-	-	-
1972-71	Engine Kit	Capri			557-027	-	-	-
1972-71	Block	Capri	2"	AR	555-069	565-069	568-012	570-012
1972-71	Block	Capri	1-41/64"	2	555-068	565-068	-	570-010
1972-71	Block Pipe	Capri	1/4" Pipe	1	090-026	-	-	-
1972-71	Block Pipe	Capri	3/8" Pipe	1	090-028	-	-	-
1972-71	Camshaft	Capri	2"	AR	555-069	565-069	568-012	570-012
1972-71	Camshaft (.060 OS)	Capri	2-1/16" SC	AR	555-048	565-048	568-013	570-014
1972-71	Camshaft (.060 OS)	Capri	2-1/16" SC	AR	555-073	565-073	-	570-014
1972-71	Cylinder Head	Capri	1-41/64"	AR	555-068	565-068	-	570-010
1972-71	Oil Gallery Pipe	Capri	1/4" Pipe	3	090-026	-	-	-
1972-71	Oil Gallery Pipe	Capri	1/8" Pipe	1	-	490-070	-	-
1972-71	Oil Gallery-Rear	Capri	7/16" SC	1	555-003	-	-	-
1972-71	Rocker Arm Shaft	Capri	7/16" SC	2	555-003	-	-	-
L4 - 1.8 (110 CID)								
1996-91	Engine Kit	Tracer			NA	-	-	-
1996-91	Block	Tracer	35mm	4	555-093	565-093	-	570-007
1996-91	Block	Tracer	18mm	2	555-102	565-102	-	-
1996-91	Block	Tracer	30mm	4	555-100	565-100	-	570-006
1996-91	Cylinder Head	Tracer	20mm	AR	555-101	565-101	-	-
L4 - 1.9 (116 CID)								
1996-91	Engine Kit	Tracer			557-052	567-052	-	-
1996-91	Block	Tracer	1-3/8"	4	555-025	565-025	568-008	570-007
1996-91	Block	Tracer	18mm	1	555-102	565-102	-	-
1996-91	Block	Tracer	2-3/16" SC	1	555-051	-	-	570-016

Expansion Plugs Applications (continued)



Make/ Engine/Years	Location	Description	Size	Qty	Dorman Steel	Dorman Brass	Dorman Copper	Dorman Rubber
MERCURY (continued)								
L4 - 1.9 (116 CID) (continued)								
1996-91	Block Pipe	Tracer	1/4" Pipe	3	090-026	-	-	-
1996-91	Block Pipe	Tracer	1/8" Pipe	3	090-046	-	-	-
1996-91	Camshaft Passage	Tracer	7/8"	1	555-119	-	-	570-003
1996-91	Cylinder Head	Tracer	1-1/2" SC	2	555-077	565-077	-	570-008
1996-91	Cylinder Head	Tracer	18mm	AR	555-102	565-102	-	-
1996-91	Cylinder Head	Tracer	39mm	AR	555-121	-	-	570-009
1996-91	Cylinder Head Pipe	Tracer	3/8" Pipe	3	090-028	-	-	-
1987-85	Engine Kit	Lynx			557-052	567-052	-	-
1987-85	Block	Lynx	2-3/16" SC	1	555-051	-	-	570-016
1987-85	Block	Lynx	1-41/64"	3	555-068	565-068	-	570-010
1987-85	Block	Lynx	18mm	1	555-102	565-102	-	-
1987-85	Block Pipe	Lynx	1/4" Pipe	3	090-026	-	-	-
1987-85	Block Pipe	Lynx	1/8" Pipe	3	090-046	-	-	-
1987-85	Block/Head	Lynx	1-45/64" SC	1	555-033	565-033	-	570-010
1987-85	Camshaft	Lynx	2-1/2"	1	555-055	-	-	-
1987-85	Camshaft	Lynx	2-1/4"	1	555-084	-	568-015	570-017
1987-85	Camshaft Passage	Lynx	7/8"	1	555-119	-	-	570-003
1987-85	Cylinder Head	Lynx	1-1/2" SC	2	555-077	565-077	-	570-008
1987-85	Cylinder Head	Lynx	18mm	AR	555-102	565-102	-	-
1987-85	Cylinder Head	Lynx	39mm	AR	555-121	-	-	570-009
1987-85	Cylinder Head Pipe	Lynx	3/8" Pipe	3	090-028	-	-	-
1987-85	Monolithic Timing Hole	Lynx	5/8"	1	555-010	-	-	-
L4 - 2.0 (122 CID)								
2000-97	Engine Kit	Tracer			NA	-	-	-
2000-97	Block	Tracer	1-3/8"	4	555-025	565-025	568-008	570-007
2000-97	Block	Tracer	2-3/16" SC	1	555-051	-	-	570-016
2000-97	Block/Head	Tracer	18mm	4	555-102	565-102	-	-
2000-97	Cylinder Head	Tracer	1-1/2" SC	2	555-077	565-077	-	570-008
2000-97	Cylinder Head	Tracer	39mm	AR	555-121	-	-	570-009
2000-97	Intake Manifold	Tracer	1-1/4" SC	1	555-024	565-024	568-007	570-006
2000-95	Engine Kit	Mystique			557-085	-	-	-
2000-95	Block	Mystique	1-3/8"	4	555-025	565-025	568-008	570-007
2000-95	Block	Mystique	2-3/16" SC	1	555-051	-	-	570-016
2000-95	Cylinder Head	Mystique	1-7/16"	1	555-146	-	-	-
2000-95	Cylinder Head Pipe	Mystique	3/8" Pipe	2	090-028	-	-	-
1987-84	Engine Kit	Diesel			NA	-	-	-
1987-84	Block	Diesel	30mm	6	555-100	565-100	-	570-006
1987-84	Block	Diesel	35mm	1	555-093	565-093	-	570-007
1987-84	Block	Diesel	40.8mm	5	555-095	565-095	-	570-009
1987-84	Block	Diesel	1" SC	2	555-091	-	-	570-004
1987-84	Cylinder Head	Diesel	1" SC	2	555-091	-	-	570-004
1987-84	Cylinder Head	Diesel	18mm	2	555-102	565-102	-	-
1987-84	Cylinder Head	Diesel	30mm	6	555-100	565-100	-	570-006
1987-84	Cylinder Head	Diesel	7/16"	4	555-002	-	-	-
1987-84	Intake Manifold	Diesel	1" SC	1	555-091	-	-	570-004
1974-71	Engine Kit	Capri			557-028	567-028	-	-
1974-71	Block	Capri	1-29/32" SC	1	555-039	565-039	-	570-012
1974-71	Block-Rear	Capri	2-1/16" SC	1	555-048	565-048	568-013	570-014
1974-71	Block-Rear	Capri	2-1/16" SC	1	555-073	565-073	-	570-014
1974-71	Block-Rear (.060 OS)	Capri	2-1/8" SC	1	555-070	-	-	570-016
1974-71	Block-RH	Capri	1-1/2" SC	AR	555-077	565-077	-	570-008
1974-71	Block-RH (.065 OS)	Capri	1-9/16"	AR	555-029	565-029	-	570-009
1974-71	Cylinder Head-Rear	Capri	1-1/2" SC	AR	555-077	565-077	-	570-008
1974-71	Cylinder Head-Rear (.065 OS)	Capri	1-9/16"	AR	555-029	565-029	-	570-009
1974-71	Oil Gallery	Capri	9/16"	1	555-008	565-008	-	-
1974-71	Oil Gallery-Front	Capri	7/16" SC	1	555-003	-	-	-
1974-71	Rocker Arm Shaft	Capri	7/16" SC	1	555-003	-	-	-
L4 - 2.0 (122 CID) - 3								
2002-99	Block	Cougar	1-3/8"	4	555-025	565-025	568-008	570-007
2002-99	Block	Cougar	2-3/16" SC	1	555-051	-	-	570-016
2002-99	Cylinder Head	Cougar	1-7/16"	1	555-146	-	-	-
2002-99	Cylinder Head Pipe	Cougar	3/8" Pipe	2	090-028	-	-	-
L4 - 2.3 (140 CID)								
1994-84	Engine Kit	Exc.Topaz (HSC)			557-029	567-029	-	-
1994-84	Engine Kit	Topaz (HSC)			557-058	567-058	-	-
1994-84	Block	Topaz (HSC)	1-49/64" SC	4	555-037	565-037	-	570-011
1994-84	Block	Topaz (HSC)	2-3/16" SC	1	555-051	-	-	570-016
1994-84	Block Pipe	Exc.Topaz (HSC)	1/4" Pipe	AR	090-026	-	-	-
1994-84	Block Pipe	Exc.Topaz (HSC)	3/8" Pipe	AR	090-028	-	-	-
1994-84	Block Pipe	Topaz (HSC)	1/4" Pipe	AR	090-026	-	-	-
1994-84	Block Pipe	Topaz (HSC)	5/8" x 18 Pipe	2	090-047	-	-	-
1994-84	Block-Rear	Exc.Topaz (HSC)	2-1/16" SC	1	555-048	565-048	568-013	570-014
1994-84	Block-Rear	Exc.Topaz (HSC)	2-1/16" SC	1	555-073	565-073	-	570-014
1994-84	Block-Rear (.060 OS)	Exc.Topaz (HSC)	2-1/8" SC	1	555-070	-	-	570-016
1994-84	Block-Side	Topaz (HSC)	1-49/64"	4	555-036	565-036	-	570-011
1994-84	Block/Head	Exc.Topaz (HSC)	1-1/2" SC	4	555-077	565-077	-	570-008
1994-84	Block/Head (.060 OS)	Exc.Topaz (HSC)	1-9/16"	4	555-029	565-029	-	570-009
1994-84	Block/Head Pipe	Topaz (HSC)	3/4" Pipe	5	090-072	-	-	-
1994-84	Camshaft	Topaz (HSC)	2-1/4"	1	555-111	-	-	570-016
1994-84	Cylinder Head Pipe	Exc.Topaz (HSC)	1/4" Pipe	3	090-026	-	-	-
1994-84	Cylinder Head Pipe	Topaz (HSC)	3/8" Pipe	3	090-028	-	-	-



Expansion Plugs Applications (continued)

Make/ Engine/Years	Location	Description	Size	Qty	Dorman Steel	Dorman Brass	Dorman Copper	Dorman Rubber
MERCURY (continued)								
L4 - 2.3 (140 CID) (continued)								
1994-84	Cylinder Head-Rear	Topaz (HSC)	1-1/2" SC	4	555-077	565-077	-	570-008
1994-84	Turbo Oil Cooler Passage	Exc.Topaz (HSC)	5/8"	1	555-010	-	-	-
1983-75	Engine Kit	-	-	-	557-029	567-029	-	-
1983-75	Block Pipe	-	1/4" Pipe	AR	090-026	-	-	-
1983-75	Block Pipe	-	3/8" Pipe	AR	090-028	-	-	-
1983-75	Block-Rear	-	2-1/16" SC	1	555-048	565-048	568-013	570-014
1983-75	Block-Rear	-	2-1/16" SC	1	555-073	565-073	-	570-014
1983-75	Block-Rear (.060 OS)	-	2-1/8" SC	1	555-070	-	-	570-016
1983-75	Block/Head	-	1-1/2" SC	4	555-077	565-077	-	570-008
1983-75	Block/Head (.060 OS)	-	1-9/16"	4	555-029	565-029	-	570-009
1983-75	Cylinder Head Pipe	-	1/4" Pipe	3	090-026	-	-	-
L4 - 2.5 (153 CID)								
1986	Engine Kit	-	-	-	557-058	567-058	-	-
1986	Block	-	1-49/64" SC	4	555-037	565-037	-	570-011
1986	Block	-	2-3/16" SC	1	555-051	-	-	570-016
1986	Block Pipe	-	1/4" Pipe	AR	090-026	-	-	-
1986	Block Pipe	-	5/8" x 18 Pipe	2	090-047	-	-	-
1986	Block-Side	-	1-49/64"	4	555-036	565-036	-	570-011
1986	Block/Head Pipe	-	3/4" Pipe	5	090-072	-	-	-
1986	Camshaft	-	2-1/4"	1	555-111	-	-	570-016
1986	Cylinder Head Pipe	-	3/8" Pipe	3	090-028	-	-	-
1986	Cylinder Head-Rear	-	1-1/2" SC	1	555-077	565-077	-	570-008
L6 - 2.8 (170 CID)								
1972-62	Engine Kit	-	-	-	557-006	567-006	-	-
1972-62	Block	-	2-1/16" SC	2	555-048	565-048	568-013	570-014
1972-62	Block	-	2-1/16" SC	2	555-073	565-073	-	570-014
1972-62	Block (.060 OS)	-	2-1/8" SC	2	555-070	-	-	570-016
1972-62	Block/Head	-	1" SC	6	555-018	565-018	-	570-005
1972-62	Block/Head	-	1-49/64"	6	555-036	565-036	-	570-011
1972-62	Block/Head (.060 OS)	-	1-53/64"	6	555-083	-	-	570-011
1972-62	Camshaft	-	2-1/16" SC	2	555-048	565-048	568-013	570-014
1972-62	Camshaft	-	2-1/16" SC	2	555-073	565-073	-	570-014
1972-62	Camshaft (.060 OS)	-	2-1/8" SC	2	555-070	-	-	570-016
1972-62	Dipstick Hole	-	3/8"	1	555-115	-	-	-
1972-62	Intake Manifold	-	1" SC	6	555-018	565-018	-	570-005
1972-62	Intake Manifold (.060 OS)	-	1-53/64"	6	555-083	-	-	570-011
1972-62	Oil Gallery Pipe	-	1/4" Pipe	2	090-026	-	-	-
1972-62	Oil Pump Relief Valve	-	19/32" SC	2	555-060	-	-	-
1972-62	Rocker Arm Shaft	-	17/32" SC	2	555-007	-	-	-
L6 - 3.3 (200 CID)								
1983-64	Engine Kit	-	-	-	557-006	567-006	-	-
1983-64	Block	-	2-1/16" SC	2	555-048	565-048	568-013	570-014
1983-64	Block	-	2-1/16" SC	2	555-073	565-073	-	570-014
1983-64	Block (.060 OS)	-	2-1/8" SC	2	555-070	-	-	570-016
1983-64	Block/Head	-	1" SC	6	555-018	565-018	-	570-005
1983-64	Block/Head	-	1-49/64"	6	555-036	565-036	-	570-011
1983-64	Block/Head (.060 OS)	-	1-53/64"	6	555-083	-	-	570-011
1983-64	Camshaft	-	2-1/16" SC	2	555-048	565-048	568-013	570-014
1983-64	Camshaft	-	2-1/16" SC	2	555-073	565-073	-	570-014
1983-64	Camshaft (.060 OS)	-	2-1/8" SC	2	555-070	-	-	570-016
1983-64	Dipstick Hole	-	3/8"	1	555-115	-	-	-
1983-64	Intake Manifold	-	1" SC	6	555-018	565-018	-	570-005
1983-64	Intake Manifold (.060 OS)	-	1-53/64"	6	555-083	-	-	570-011
1983-64	Oil Gallery	-	29/64" SC	1	555-004	565-004	-	-
1983-64	Oil Gallery Pipe	-	1/4" Pipe	2	090-026	-	-	-
1983-64	Oil Pump Relief Valve	-	19/32" SC	2	555-060	-	-	-
1983-64	Rocker Arm Shaft	-	17/32" SC	2	555-007	-	-	-
L6 - 4.1 (250 CID)								
1980-69	Engine Kit	-	-	-	557-006	567-006	-	-
1980-69	Block	-	2-1/16" SC	2	555-048	565-048	568-013	570-014
1980-69	Block	-	2-1/16" SC	2	555-073	565-073	-	570-014
1980-69	Block (.060 OS)	-	2-1/8" SC	2	555-070	-	-	570-016
1980-69	Block/Head	-	1" SC	6	555-018	565-018	-	570-005
1980-69	Block/Head	-	1-49/64"	6	555-036	565-036	-	570-011
1980-69	Block/Head (.060 OS)	-	1-53/64"	6	555-083	-	-	570-011
1980-69	Camshaft	-	2-1/16" SC	2	555-048	565-048	568-013	570-014
1980-69	Camshaft	-	2-1/16" SC	2	555-073	565-073	-	570-014
1980-69	Camshaft (.060 OS)	-	2-1/8" SC	2	555-070	-	-	570-016
1980-69	Dipstick Hole	-	3/8"	1	555-115	-	-	-
1980-69	Intake Manifold	-	1" SC	6	555-018	565-018	-	570-005
1980-69	Intake Manifold (.060 OS)	-	1-53/64"	6	555-083	-	-	570-011
1980-69	Oil Gallery	-	29/64" SC	1	555-004	565-004	-	-
1980-69	Oil Gallery Pipe	-	1/4" Pipe	2	090-026	-	-	-
1980-69	Oil Pump Relief Valve	-	51/64"	2	555-078	-	-	570-003
1980-69	Rocker Arm Shaft	-	17/32" SC	2	555-007	-	-	-
V6 - 2.6 (159 CID)								
1973-72	Engine Kit	Capri	-	-	557-030	567-030	-	-
1973-72	Block	Capri	1-1/2" SC	AR	555-077	565-077	-	570-008
1973-72	Block (.065 OS)	Capri	1-9/16"	AR	555-029	565-029	-	570-009
1973-72	Cylinder Head	Capri	1-1/2" SC	AR	555-077	565-077	-	570-008
1973-72	Cylinder Head (.065 OS)	Capri	1-9/16"	AR	555-029	565-029	-	570-009

Expansion Plugs Applications (continued)



Make/ Engine/Years	Location	Description	Size	Qty	Dorman Steel	Dorman Brass	Dorman Copper	Dorman Rubber
MERCURY (continued)								
V6 - 2.8 (171 CID)								
1979-74	Engine Kit	-			557-030	567-030	-	-
1979-74	Block	-	1-1/2" SC	AR	555-077	565-077	-	570-008
1979-74	Block (.065 OS)	-	1-9/16"	AR	555-029	565-029	-	570-009
1979-74	Block Pipe	-	1/8" Pipe	8	-	490-070	-	-
1979-74	Camshaft	-	2"	1	555-069	565-069	568-012	570-012
1979-74	Camshaft (.060 OS)	-	2-1/16" SC	AR	555-048	565-048	568-013	570-014
1979-74	Camshaft (.060 OS)	-	2-1/16" SC	AR	555-073	565-073	-	570-014
1979-74	Cylinder Head	-	1-1/2" SC	AR	555-077	565-077	-	570-008
1979-74	Cylinder Head (.065 OS)	-	1-9/16"	AR	555-029	565-029	-	570-009
1979-74	Oil Gallery Pipe	-	1/4" Pipe	2	090-026	-	-	-
1979-74	Oil Gallery Pipe	-	1/8" Pipe	1	-	490-070	-	-
V6 - 3.0 (182 CID)								
2005-86	Engine Kit	-			557-051	567-051	-	-
2005-86	Balance Shaft	-	2-1/4"	1	555-084	-	568-015	570-017
2005-86	Block Pipe	-	1/4" Pipe	4	090-026	-	-	-
2005-86	Block Pipe	-	3/8" Pipe	2	090-028	-	-	-
2005-86	Block/Head	-	1-1/2" SC	5	555-077	565-077	-	570-008
2005-86	Block/Head	-	1-45/64" SC	AR	555-033	565-033	-	570-010
2005-86	Block/Head (.060 OS)	-	1-9/16"	AR	555-029	565-029	-	570-009
2005-86	Camshaft	-	2-1/4"	1	555-111	-	-	570-016
2005-86	Cylinder Head	-	1-1/4" SC	5	555-024	565-024	568-007	570-006
2005-86	Cylinder Head Thernactor	-	43/64"	2	555-120	-	-	-
2005-86	Cylinder Head Thernactor (.030 OS)	-	-	45/64"	-	AR	555-082	-
2005-86	Monolithic Timing Hole	-	5/8"	1	555-010	-	-	-
2005-86	Oil Gallery Pipe	-	1/4" Pipe	6	090-026	-	-	-
2005-86	Oil Gallery Pipe	-	3/8" Pipe	AR	090-028	-	-	-
V6 - 3.0 (183 CID)								
1998	Engine Kit	Villager			NA	-	-	-
1998	Camshaft	Villager	2-1/4"	1	555-111	-	-	570-016
1998	Monolithic Timing Hole	Villager	5/8"	1	555-010	-	-	-
V6 - 3.8 (232 CID)								
2000-95	Engine Kit	-			557-054	-	-	-
2000-95	Block	-	1-1/2" SC	AR	555-077	565-077	-	570-008
2000-95	Block	-	1-41/64"	AR	555-068	565-068	-	570-010
2000-95	Block (.060 OS)	-	1-9/16"	AR	555-029	565-029	-	570-009
2000-95	Block Pipe	-	5/8" x 18 Pipe	3	090-047	-	-	-
2000-95	Block Pipe	-	1/4" Pipe	4	090-026	-	-	-
2000-95	Block Pipe	-	3/8" Pipe	AR	090-028	-	-	-
2000-95	Camshaft	-	1-45/64" SC	AR	555-033	565-033	-	570-010
2000-95	Cylinder Head	-	1-41/64"	2	555-068	565-068	-	570-010
2000-95	Oil Gallery Pipe	-	5/8" x 18 Pipe	3	090-047	-	-	-
1994-82	Engine Kit	-			557-054	-	-	-
1994-82	Block	-	1-1/2" SC	AR	555-077	565-077	-	570-008
1994-82	Block (.060 OS)	-	1-9/16"	AR	555-029	565-029	-	570-009
1994-82	Block Pipe	-	1/4" Pipe	4	090-026	-	-	-
1994-82	Block Pipe	-	3/8" Pipe	AR	090-028	-	-	-
1994-82	Block Pipe	-	5/8" x 18 Pipe	3	090-047	-	-	-
1994-82	Camshaft	-	1-45/64" SC	AR	555-033	565-033	-	570-010
1994-82	Cylinder Head	-	1-41/64"	2	555-068	565-068	-	570-010
1994-82	Oil Gallery Pipe	-	5/8" x 18 Pipe	3	090-047	-	-	-
V6 - 4.0 (244 CID)								
2001-98	Engine Kit	Mountaineer			NA	-	-	-
2001-98	Block/Head	Mountaineer	1-9/16"	AR	555-029	565-029	-	570-009
2001-98	Block/Head	Mountaineer	1-1/2" SC	AR	555-077	565-077	-	570-008
V8 - 4.2 (255 CID)								
1982-80	Engine Kit	-			557-009	567-009	-	-
1982-80	Block Pipe	-	3/8" Pipe	AR	090-028	-	-	-
1982-80	Block/Head	-	1-1/2" SC	AR	555-077	565-077	-	570-008
1982-80	Block/Head (.060 OS)	-	1-9/16"	AR	555-029	565-029	-	570-009
1982-80	Camshaft	-	2-1/8" SC	1	555-070	-	-	570-016
1982-80	Camshaft (.060 OS)	-	2-3/16" SC	1	555-051	-	-	570-016
1982-80	Cylinder Head Pipe	-	3/4" Pipe	7	090-072	-	-	-
1982-80	Oil Gallery	-	1/2"	3	555-074	-	-	-
1982-80	Oil Gallery Pipe	-	1/4" Pipe	5	090-026	-	-	-
1982-80	Oil Gallery Pipe	-	1/4" Pipe	AR	-	490-071	-	-
1982-80	Oil Pump Plug	-	3/4"	1	555-012	565-012	-	570-003
1982-80	Oil Pump Plug	-	41/64"	1	555-061	-	-	-
V8 - 4.6 (281 CID)								
2005-92	Engine Kit	-			NA	-	-	-
2005-92	Block	-	17/32" SC	2	555-007	-	-	-
2005-92	Block Pipe	-	3/8" Pipe	2	090-028	-	-	-
2005-92	Block/Head	-	1-1/2" SC	AR	555-077	565-077	-	570-008
2005-92	Cylinder Head	-	29/64" SC	AR	555-004	565-004	-	-
2005-92	Cylinder Head Pipe	-	3/8" Pipe	6	090-028	-	-	-
V8 - 5.0 (302 CID)								
2001-68	Engine Kit	-			557-009	567-009	-	-
2001-68	Block Pipe	-	3/8" Pipe	AR	090-028	-	-	-
2001-68	Block-Rear	-	3/4"	1	555-012	565-012	-	570-003
2001-68	Block/Head	-	1-1/2" SC	AR	555-077	565-077	-	570-008
2001-68	Block/Head (.060 OS)	-	1-9/16"	AR	555-029	565-029	-	570-009
2001-68	Camshaft	-	2-1/8" SC	1	555-070	-	-	570-016



Expansion Plugs Applications (continued)

Expansion Plug Applications

8

Make/ Engine/Years	Location	Description	Size	Qty	Dorman Steel	Dorman Brass	Dorman Copper	Dorman Rubber
MERCURY (continued)								
V8 - 5.0 (302 CID) (continued)								
2001-68	Camshaft (.060 OS)	-	2-3/16" SC	1	555-051	-	-	570-016
2001-68	Cylinder Head Pipe	-	3/4" Pipe	7	090-072	-	-	-
2001-68	Oil Gallery	-	1/2"	3	555-074	-	-	-
2001-68	Oil Gallery Pipe	-	1/4" Pipe	5	090-026	-	-	-
2001-68	Oil Gallery Pipe	-	1/4" Pipe	AR	-	490-071	-	-
2001-68	Oil Pump Plug	-	3/4"	1	555-012	565-012	-	570-003
2001-68	Oil Pump Plug	-	41/64"	1	555-061	-	-	-
V8 - 5.8 (351C)								
1974-69	Engine Kit	-	-	-	557-010	567-010	-	-
1974-69	Block	-	1-1/2" SC	6	555-077	565-077	-	570-008
1974-69	Block (.060 OS)	-	1-49/64"	6	555-036	565-036	-	570-011
1974-69	Block Pipe	-	5/8" x 18 Pipe	2	090-047	-	-	-
1974-69	Camshaft	-	2-1/4"	1	555-084	-	568-015	570-017
1974-69	Cylinder Head	-	1-1/2" SC	6	555-077	565-077	-	570-008
1974-69	Oil Gallery	-	1/2"	2	555-074	-	-	-
1974-69	Oil Gallery Pipe	-	3/8" Pipe	3	090-028	-	-	-
1974-69	Thermactor Holes	-	1/2"	2	555-074	-	-	-
V8 - 5.8 (351M)								
1982-75	Engine Kit	-	-	-	557-010	567-010	-	-
1982-75	Block	-	1-1/2" SC	6	555-077	565-077	-	570-008
1982-75	Block (.060 OS)	-	1-49/64"	6	555-036	565-036	-	570-011
1982-75	Block Pipe	-	5/8" x 18 Pipe	2	090-047	-	-	-
1982-75	Camshaft	-	2-1/4"	1	555-084	-	568-015	570-017
1982-75	Cylinder Head	-	1-1/2" SC	6	555-077	565-077	-	570-008
1982-75	Oil Gallery	-	1/2"	2	555-074	-	-	-
1982-75	Oil Gallery Pipe	-	3/8" Pipe	3	090-028	-	-	-
1982-75	Thermactor Holes	-	1/2"	2	555-074	-	-	-
V8 - 5.8 (351W)								
1982-69	Engine Kit	-	-	-	557-009	567-009	-	-
1982-69	Block Pipe	-	3/8" Pipe	AR	090-028	-	-	-
1982-69	Block-Rear	-	3/4"	1	555-012	565-012	-	570-003
1982-69	Block/Head	-	1-1/2" SC	AR	555-077	565-077	-	570-008
1982-69	Block/Head (.060 OS)	-	1-9/16"	AR	555-029	565-029	-	570-009
1982-69	Camshaft	-	2-1/8" SC	1	555-070	-	-	570-016
1982-69	Camshaft (.060 OS)	-	2-3/16" SC	1	555-051	-	-	570-016
1982-69	Cylinder Head Pipe	-	3/4" Pipe	7	090-072	-	-	-
1982-69	Oil Gallery	-	1/2"	3	555-074	-	-	-
1982-69	Oil Gallery Pipe	-	1/4" Pipe	5	090-026	-	-	-
1982-69	Oil Gallery Pipe	-	1/4" Pipe	AR	-	490-071	-	-
1982-69	Oil Pump Plug	-	3/4"	1	555-012	565-012	-	570-003
1982-69	Oil Pump Plug	-	41/64"	1	555-061	-	-	-
V8 - 6.4 (390 CID)								
1970-61	Engine Kit	-	-	-	557-011	567-011	-	-
1970-61	Block	-	1-49/64"	6	555-036	565-036	-	570-011
1970-61	Block	-	1-1/2"	6	555-028	565-028	568-009	570-008
1970-61	Block	-	1-1/2" SC	6	555-077	565-077	-	570-008
1970-61	Block (.060 OS)	-	1-53/64"	6	555-083	-	-	570-011
1970-61	Camshaft	-	2-3/8" SC	1	555-054	-	-	570-017
1970-61	Cylinder Head	-	1-1/2"	4	555-028	565-028	568-009	570-008
1970-61	Cylinder Head	-	1-1/2" SC	4	555-077	565-077	-	570-008
1970-61	Cylinder Head	-	1-1/4"	4	555-023	565-023	568-007	570-006
1970-61	Cylinder Head	-	1-49/64"	6	555-036	565-036	-	570-011
1970-61	Cylinder Head	-	1-49/64" SC	6	555-037	565-037	-	570-011
1970-61	Cylinder Head (.060 OS)	-	1-53/64"	6	555-083	-	-	570-011
1970-61	Dipstick Hole	-	3/8"	1	555-115	-	-	-
1970-61	Oil Gallery	-	7/16" SC	AR	555-003	-	-	-
1970-61	Oil Gallery	-	5/8"	AR	555-010	-	-	-
1970-61	Oil Gallery	-	1-31/64" SC	1	555-026	565-026	-	570-008
1970-61	Oil Gallery	-	19/32" SC	3	555-060	-	-	-
1970-61	Oil Gallery	-	29/64" SC	6	555-004	565-004	-	-
1970-61	Oil Gallery Pipe	-	1/4" Pipe	AR	090-026	-	-	-
1970-61	Rocker Arm Shaft	-	17/32" SC	4	555-007	-	-	-
V8 - 6.6 (400 CID)								
1978-71	Engine Kit	-	-	-	557-010	567-010	-	-
1978-71	Block	-	1-1/2" SC	6	555-077	565-077	-	570-008
1978-71	Block (.060 OS)	-	1-9/16"	6	555-029	565-029	-	570-009
1978-71	Block Pipe	-	5/8" x 18 Pipe	2	090-047	-	-	-
1978-71	Camshaft	-	2-1/4"	1	555-084	-	568-015	570-017
1978-71	Cylinder Head	-	1-1/2" SC	6	555-077	565-077	-	570-008
1978-71	Oil Gallery	-	1/2"	2	555-074	-	-	-
1978-71	Oil Gallery Pipe	-	3/8" Pipe	3	090-028	-	-	-
1978-71	Thermactor Holes	-	1/2"	2	555-074	-	-	-
V8 - 7.0 (428 CID)								
1970-66	Engine Kit	-	-	-	557-011	567-011	-	-
1970-66	Block	-	1-1/2"	6	555-028	565-028	568-009	570-008
1970-66	Block	-	1-1/2" SC	6	555-077	565-077	-	570-008
1970-66	Block	-	1-49/64"	6	555-036	565-036	-	570-011
1970-66	Block (.060 OS)	-	1-53/64"	6	555-083	-	-	570-011
1970-66	Camshaft	-	2-3/8" SC	1	555-054	-	-	570-017
1970-66	Cylinder Head	-	1-49/64" SC	6	555-037	565-037	-	570-011
1970-66	Cylinder Head	-	1-1/2"	4	555-028	565-028	568-009	570-008

Expansion Plugs Applications (continued)



Make/ Engine/Years	Location	Description	Size	Qty	Dorman Steel	Dorman Brass	Dorman Copper	Dorman Rubber
MERCURY (continued)								
V8 - 7.0 (428 CID) (continued)								
1970-66	Cylinder Head	-	1-1/2" SC	4	555-077	565-077	-	570-008
1970-66	Cylinder Head	-	1-1/4"	AR	555-023	565-023	568-007	570-006
1970-66	Cylinder Head	-	1-49/64"	6	555-036	565-036	-	570-011
1970-66	Cylinder Head (.060 OS)	-	1-53/64"	6	555-083	-	-	570-011
1970-66	Dipstick Hole	-	3/8"	1	555-115	-	-	-
1970-66	Oil Gallery	-	1-31/64" SC	1	555-026	565-026	-	570-008
1970-66	Oil Gallery	-	19/32" SC	3	555-060	-	-	-
1970-66	Oil Gallery	-	29/64" SC	6	555-004	565-004	-	-
1970-66	Oil Gallery	-	5/8"	AR	555-010	-	-	-
1970-66	Oil Gallery	-	7/16" SC	AR	555-003	-	-	-
1970-66	Oil Gallery Pipe	-	1/4" Pipe	AR	090-026	-	-	-
1970-66	Rocker Arm Shaft	-	17/32" SC	4	555-007	-	-	-
V8 - 7.0 (429 CID)								
1973-69	Engine Kit	-	-	-	557-026	567-026	-	-
1973-69	Block	-	1-1/2" SC	6	555-077	565-077	-	570-008
1973-69	Block (.060 OS)	-	1-9/16"	6	555-029	565-029	-	570-009
1973-69	Camshaft	-	2-1/2"	1	555-055	-	-	-
1973-69	Cylinder Head	-	1-1/2" SC	6	555-077	565-077	-	570-008
1973-69	Cylinder Head (.060 OS)	-	1-9/16"	6	555-029	565-029	-	570-009
1973-69	Cylinder Head Pipe	-	3/4" Pipe	6	090-072	-	-	-
1973-69	Cylinder Head Thermactor	-	43/64"	2	555-120	-	-	-
1973-69	Oil Gallery	-	29/64" SC	AR	555-004	565-004	-	-
1973-69	Oil Gallery Pipe	-	1/4" Pipe	4	090-026	-	-	-
1973-69	Oil Gallery Pipe	-	3/8" Pipe	2	090-028	-	-	-
1973-69	Oil Gallery Pipe	-	3/8" Pipe	3	090-019	-	-	-
1973-69	Oil Gallery Pipe	-	5/8" x 18 Pipe	2	090-047	-	-	-
V8 - 7.5 (460 CID)								
1978-72	Engine Kit	-	-	-	557-026	567-026	-	-
1978-72	Block	-	1-1/2" SC	6	555-077	565-077	-	570-008
1978-72	Block (.060 OS)	-	1-9/16"	6	555-029	565-029	-	570-009
1978-72	Camshaft	-	2-1/2"	1	555-055	-	-	-
1978-72	Cylinder Head Pipe	-	3/4" Pipe	6	090-072	-	-	-
1978-72	Cylinder Head Thermactor	-	43/64"	2	555-120	-	-	-
1978-72	Oil Gallery	-	29/64" SC	AR	555-004	565-004	-	-
1978-72	Oil Gallery Pipe	-	1/4" Pipe	4	090-026	-	-	-
1978-72	Oil Gallery Pipe	-	3/8" Pipe	2	090-028	-	-	-
1978-72	Oil Gallery Pipe	-	3/8" Pipe	3	090-019	-	-	-
1978-72	Oil Gallery Pipe	-	5/8" x 18 Pipe	2	090-047	-	-	-
MERKUR								
L4 - 2.3 (140 CID)								
1989-85	Engine Kit	-	-	-	557-029	567-029	-	-
1989-85	Block Pipe	-	1/4" Pipe	AR	090-026	-	-	-
1989-85	Block Pipe	-	3/8" Pipe	AR	090-028	-	-	-
1989-85	Block-Rear	-	2-1/16" SC	1	555-073	565-073	-	570-014
1989-85	Block-Rear	-	2-1/16" SC	1	555-048	565-048	568-013	570-014
1989-85	Block-Rear (.060 OS)	-	2-1/8" SC	1	555-070	-	-	570-016
1989-85	Block/Head	-	1-1/2" SC	4	555-077	565-077	-	570-008
1989-85	Block/Head (.060 OS)	-	1-9/16"	4	555-029	565-029	-	570-009
1989-85	Cylinder Head Pipe	-	1/4" Pipe	3	090-026	-	-	-
1989-85	Monolithic Timing Hole	-	5/8"	4	555-010	-	-	-
1989-85	Turbo Oil Cooler Passage	-	5/8"	1	555-010	-	-	-
V6 - 2.9 (2900cc)								
1989-88	Engine Kit	-	-	-	NA	-	-	-
1989-88	Block Pipe	-	1/8" Pipe	8	-	490-070	-	-
1989-88	Block-Drain Pipe	-	1/8" Pipe	8	-	490-070	-	-
1989-88	Block/Head	-	1-1/2" SC	AR	555-077	565-077	-	570-008
1989-88	Block/Head (.065 OS)	-	1-41/64"	AR	555-068	565-068	-	570-010
1989-88	Camshaft	-	2-1/16" SC	AR	555-073	565-073	-	570-014
1989-88	Camshaft	-	2"	1	555-069	565-069	568-012	570-012
1989-88	Cylinder Head Pipe	-	3/4" Pipe	4	090-072	-	-	-
1989-88	Oil Gallery Pipe	-	1/4" Pipe	1	090-026	-	-	-
MG								
L4 - 1.5 (1493cc)								
1979-75	Block (front)	-	1"	1	555-017	565-017	-	570-004
1979-75	Block (rear)	-	2" SC	1	555-069	565-069	568-012	570-012
1979-75	Block (side & front)	-	1-3/8"	4	555-025	565-025	568-008	570-007
1979-75	Block (side & rear)	-	1-1/4" SC	3	555-024	565-024	568-007	570-006
1979-75	Cylinder Head	-	1-1/4" SC	1	555-024	565-024	568-007	570-006
L4 - 1.8 (1798cc)								
1980-63	Block	-	1-5/8"	4	555-030	565-030	568-010	570-009
MITSUBISHI								
L4 - 1.5 (1468cc)								
2002-85	Engine Kit	-	-	-	557-066	567-066	-	-
2002-85	Block	-	35mm	8	555-093	565-093	-	570-007
2002-85	Block Pipe	-	1/4" Pipe	1	090-122	-	-	-
2002-85	Block Pipe	-	3/8" Pipe	1	090-130	-	-	-
2002-85	Cylinder Head	-	35mm	2	555-093	565-093	-	570-007
2002-85	Cylinder Head Pipe	-	1/8" Pipe	2	090-117	-	-	-
2002-85	Cylinder Head Pipe	-	1/16" Pipe	4	090-073	-	-	-
2002-85	Cylinder Head Pipe	-	1/4" Pipe	2	090-124	-	-	-

Expansion Plugs Applications (continued)



Make/ Engine/Years	Location	Description	Size	Qty	Dorman Steel	Dorman Brass	Dorman Copper	Dorman Rubber
MITSUBISHI (continued)								
L4 - 1.6 (1597cc)								
1992-85	Engine Kit	-	-	-	NA	-	-	-
1992-85	Block	-	1-25/32"	1	555-156	-	-	-
1992-85	Block (From 4/88)	-	35mm	7	555-093	565-093	-	570-007
1992-85	Block (To 4/88)	-	40.8mm	8	555-095	565-095	-	570-009
1992-85	Block Pipe	-	1/16" Pipe	1	090-120	-	-	-
1992-85	Block Pipe	-	3/8" Pipe	1	090-130	-	-	-
1992-85	Cylinder Head	-	40.8mm	1	555-095	565-095	-	570-009
1992-85	Cylinder Head Pipe (From 4/88)-	-	22mm Pipe	1	090-131	-	-	-
1992-85	Cylinder Head Pipe (From 4/88)-	-	1/8" Pipe	1	090-117	-	-	-
1992-85	Cylinder Head Pipe (From 4/88)-	-	1/8" Pipe	1	090-128	-	-	-
1992-85	Cylinder Head Pipe (To 4/88) -	-	1/4" Pipe	1	090-124	-	-	-
1992-85	Cylinder Head Pipe (To 4/88) -	-	1/16" Pipe	1	090-073	-	-	-
L4 - 1.8 (1754cc)								
1994-93	Engine Kit	Eclipse	-	-	NA	-	-	-
1994-93	Block	Eclipse	35mm	7	555-093	565-093	-	570-007
1994-93	Block Pipe	Eclipse	1/16" Pipe	1	090-120	-	-	-
1994-93	Block Pipe	Eclipse	1/8" Pipe	1	090-128	-	-	-
1994-93	Block Pipe	Eclipse	3/8" Pipe	1	090-130	-	-	-
1994-93	Cylinder Head	Eclipse	40.8mm	1	555-095	565-095	-	570-009
1994-93	Cylinder Head Pipe	Eclipse	1/16" Pipe	1	090-073	-	-	-
1994-93	Cylinder Head Pipe	Eclipse	1/4" Pipe	1	090-124	-	-	-
L4 - 1.8 (1795cc)								
1992-90	Engine Kit	Eclipse	-	-	NA	-	-	-
1992-90	Block	Eclipse	35mm	7	555-093	565-093	-	570-007
1992-90	Block Pipe	Eclipse	1/16" Pipe	1	090-120	-	-	-
1992-90	Block Pipe	Eclipse	1/8" Pipe	1	090-128	-	-	-
1992-90	Block Pipe	Eclipse	3/8" Pipe	1	090-130	-	-	-
1992-90	Cylinder Head	Eclipse	35mm	1	555-093	565-093	-	570-007
1992-90	Cylinder Head Pipe	Eclipse	1/16" Pipe	1	090-073	-	-	-
1992-90	Cylinder Head Pipe	Eclipse	1/4" Pipe	1	090-124	-	-	-
L4 - 1.8 (1834cc)								
1988-83	Engine Kit	Cordia, Tredia	-	-	557-076	567-076	-	-
1988-83	Block	Cordia, Tredia	35mm	9	555-093	565-093	-	570-007
1988-83	Block Pipe	Cordia, Tredia	1/16" Pipe	1	090-120	-	-	-
1988-83	Block Pipe	Cordia, Tredia	3/8" Pipe	1	090-130	-	-	-
1988-83	Cylinder Head	Cordia, Tredia	40.8mm	1	555-095	565-095	-	570-009
1988-83	Cylinder Head Pipe	Cordia, Tredia	1/16" Pipe	1	090-073	-	-	-
1988-83	Cylinder Head Pipe	Cordia, Tredia	1/4" Pipe	1	090-123	-	-	-
L4 - 2.0 (1997cc)								
1989-83	Engine Kit	Pickup	-	-	557-076	567-076	-	-
1989-83	Block	Pickup	35mm	9	555-093	565-093	-	570-007
1989-83	Block	Pickup	40.8mm	9	555-095	565-095	-	570-009
1989-83	Block Pipe	Pickup	1/16" Pipe	2	090-120	-	-	-
1989-83	Block Pipe	Pickup	3/8" Pipe	1	090-130	-	-	-
1989-83	Cylinder Head	Pickup	40.8mm	1	555-095	565-095	-	570-009
1989-83	Cylinder Head Pipe	Pickup	1/16" Pipe	1	090-073	-	-	-
1989-83	Cylinder Head Pipe	Pickup	1/4" Pipe	1	090-123	-	-	-
L4 - 2.0 (2000cc)								
2005-02	Block	-	35mm	10	555-093	565-093	-	570-007
2005-02	Cylinder Head	-	35mm	1	555-093	565-093	-	570-007
L4 - 2.3 (2346cc)								
1999-84	Engine Kit	Passenger Car	-	-	NA	-	-	-
1999-84	Block	Passenger Car	35mm	9	555-093	565-093	-	570-007
1999-84	Block	Passenger Car	40.8mm	9	555-095	565-095	-	570-009
1999-84	Block Pipe	Passenger Car	1/16" Pipe	2	090-120	-	-	-
1999-84	Block Pipe	Passenger Car	1/8" Pipe	1	090-128	-	-	-
1999-84	Block Pipe	Passenger Car	3/8" Pipe	1	090-130	-	-	-
1999-84	Cylinder Head	Passenger Car	35mm	1	555-093	565-093	-	570-007
1999-84	Cylinder Head	Passenger Car	40.8mm	1	555-095	565-095	-	570-009
1999-84	Cylinder Head Pipe	Passenger Car	1/8" Pipe	9	090-117	-	-	-
1999-84	Cylinder Head Pipe (DOHC)	Passenger Car	1/8" Pipe	1	090-128	-	-	-
1999-84	Cylinder Head Pipe (DOHC)	Passenger Car	22mm Pipe	3	090-131	-	-	-
1999-84	Cylinder Head Pipe (SOHC)	Passenger Car	1/4" Pipe	1	090-123	-	-	-
L4 - 2.3 (2346cc)								
1985-83	Engine Kit	Diesel	-	-	NA	-	-	-
1985-83	Block	Diesel	40.8mm	4	555-095	565-095	-	570-009
1985-83	Block Pipe	Diesel	1/4" Pipe	1	090-122	-	-	-
1985-83	Block Pipe	Diesel	1/8" Pipe	1	090-117	-	-	-
1985-83	Block Pipe	Diesel	1/8" Pipe	1	090-128	-	-	-
1985-83	Block Pipe	Diesel	3/8" Pipe	1	090-130	-	-	-
1985-83	Cylinder Head	Diesel	40.8mm	1	555-095	565-095	-	570-009
1985-83	Cylinder Head Pipe	Diesel	1/16" Pipe	1	090-073	-	-	-
1985-83	Cylinder Head Pipe	Diesel	1/4" Pipe	1	090-124	-	-	-
1985-83	Cylinder Head Pipe	Diesel	1/8" Pipe	1	090-117	-	-	-
L4 - 2.4 (2350cc)								
1999-87	Engine Kit	Pickup, Van, Montero	-	-	557-075	567-075	-	-
1999-87	Block	Pickup, Van, Montero	35mm	9	555-093	565-093	-	570-007

Expansion Plugs Applications (continued)



Make/ Engine/Years	Location	Description	Size	Qty	Dorman Steel	Dorman Brass	Dorman Copper	Dorman Rubber
MITSUBISHI (continued)								
L4 - 2.4 (2350cc) (continued)								
1999-87	Block Pipe	Pickup, Van, Montero	1/16" Pipe	2	090-120	-	-	-
1999-87	Block Pipe	Pickup, Van, Montero	3/8" Pipe	1	090-130	-	-	-
1999-87	Cylinder Head	Pickup, Van, Montero	40.8mm	1	555-095	565-095	-	570-009
1999-87	Cylinder Head Pipe	Pickup, Van, Montero	1/4" Pipe	1	090-123	-	-	-
L4 - 2.4 (2351cc)								
2005-92	Engine Kit	Passenger Car			NA	-	-	-
2005-92	Block	Passenger Car	35mm	7	555-093	565-093	-	570-007
2005-92	Block	Passenger Car	40.8mm	2	555-095	565-095	-	570-009
2005-92	Block Pipe	Passenger Car	1/16" Pipe	2	090-120	-	-	-
2005-92	Block Pipe	Passenger Car	1/2" Pipe	1	090-002	-	-	-
2005-92	Block Pipe	Passenger Car	3/8" Pipe	1	090-130	-	-	-
2005-92	Cylinder Head	Passenger Car	35mm	2	555-093	565-093	-	570-007
2005-92	Cylinder Head Pipe	Passenger Car	1/8" Pipe	9	090-117	-	-	-
1987-85	Engine Kit	Passenger Car			557-075	567-075	-	-
1987-85	Block	Passenger Car	35mm	9	555-093	565-093	-	570-007
1987-85	Block Pipe	Passenger Car	1/16" Pipe	2	090-120	-	-	-
1987-85	Block Pipe	Passenger Car	3/8" Pipe	1	090-130	-	-	-
1987-85	Cylinder Head	Passenger Car	40.8mm	1	555-095	565-095	-	570-009
1987-85	Cylinder Head Pipe	Passenger Car	1/4" Pipe	1	090-123	-	-	-
L4 - 2.6 (2555cc)								
1989-83	Engine Kit	-			NA	-	-	-
1989-83	Block	-	27/32"	1	555-189	-	-	-
1989-83	Block	-	28mm	4	555-117	-	-	570-005
1989-83	Block	-	40.8mm	4	555-095	565-095	-	570-009
1989-83	Block	-	50mm	3	555-094	-	-	570-012
1989-83	Block Pipe	-	1/4" Pipe	1	090-122	-	-	-
1989-83	Block Pipe	-	3/8" Pipe	1	090-130	-	-	-
1989-83	Cylinder Head	-	40.8mm	1	555-095	565-095	-	570-009
1989-83	Cylinder Head Pipe	-	1/16" Pipe	1	090-073	-	-	-
1989-83	Cylinder Head Pipe	-	1/4" Pipe	2	090-123	-	-	-
V6 - 3.0 (2960cc)								
2004-97	Engine Kit	Montero Sport			NA	-	-	-
2004-97	Block	Montero Sport	1" SC	5	555-091	-	-	570-004
2004-97	Block	Montero Sport	35mm	2	555-093	565-093	-	570-007
2004-97	Cylinder Head	Montero Sport	1-17/64"	2	555-144	-	-	-
V6 - 3.0 (2972cc)								
2005-88	Engine Kit	-			NA	-	-	-
2005-88	Block	-	1" SC	5	555-091	-	-	570-004
2005-88	Block	-	35mm	2	555-093	565-093	-	570-007
2005-88	Block	-	41.5mm	1	555-087	-	-	570-009
2005-88	Block Pipe	-	3/8" Pipe	3	090-130	-	-	-
2005-88	Block Pipe	-	1/4" Pipe	2	090-122	-	-	-
2005-88	Block Pipe	-	1/8" Pipe	1	090-128	-	-	-
2005-88	Cylinder Head (DOHC)	-	1" SC	4	555-091	-	-	570-004
2005-88	Cylinder Head (SOHC)	-	35mm	2	555-093	565-093	-	570-007
2005-88	Cylinder Head Pipe (DOHC)	-	1/16" Pipe	4	090-073	-	-	-
2005-88	Cylinder Head Pipe (DOHC)	-	1/8" Pipe	AR	090-117	-	-	-
2005-88	Cylinder Head Pipe (DOHC)	-	22mm Pipe	4	090-131	-	-	-
2005-88	Cylinder Head Pipe (SOHC)	-	1/16" Pipe	2	090-073	-	-	-
2005-88	Cylinder Head Pipe (SOHC)	-	1/4" Pipe	2	090-123	-	-	-
V6 - 3.5 (3490cc)								
1996-94	Engine Kit	-			NA	-	-	-
1996-94	Block	-	1" SC	5	555-091	-	-	570-004
1996-94	Block	-	35mm	2	555-093	565-093	-	570-007
1996-94	Block	-	41.5mm	1	555-087	-	-	570-009
1996-94	Block Pipe	-	3/8" Pipe	3	090-130	-	-	-
1996-94	Cylinder Head	-	1" SC	4	555-091	-	-	570-004
1996-94	Cylinder Head Pipe	-	22mm Pipe	4	090-131	-	-	-
1996-94	Cylinder Head Pipe	-	1/16" Pipe	4	090-073	-	-	-
1996-94	Cylinder Head Pipe	-	1/8" Pipe	18	090-117	-	-	-
V6 - 3.5 (3497cc)								
2004-97	Engine Kit	-			NA	-	-	-
2004-97	Block	-	1" SC	5	555-091	-	-	570-004
2004-97	Block	-	35mm	2	555-093	565-093	-	570-007
2004-97	Block	-	41.5mm	1	555-087	-	-	570-009
2004-97	Cylinder Head	-	1-17/64"	2	555-144	-	-	-
V6 - 3.8L (3828 cc)								
2005-04	Block	-	41.5mm	1	555-087	-	-	570-009
2005-04	Cylinder Head	-	35mm	1	555-093	565-093	-	570-007
2005-04	Cylinder Head	-	1-17/64"	2	555-144	-	-	-
2005-04	Cylinder Head	-	35mm	2	555-093	565-093	-	570-007
NISSAN								
L4 - 1.2 (1237cc) - A12								
1982-71	Engine Kit	-			557-031	-	-	-
1982-71	Block	-	50mm	1	555-094	-	-	570-012
1982-71	Block	-	35mm	3	555-093	565-093	-	570-007
1982-71	Camshaft	-	44.5mm	1	555-096	565-096	-	570-011
1982-71	Cylinder Head	-	40.8mm	1	555-095	565-095	-	570-009
1982-71	Rocker Arm Shaft	-	14.7mm	2	555-088	-	-	-
L4 - 1.3 (1288cc) - A13								
1974	Engine Kit	-			557-031	-	-	-

Expansion Plugs Applications (continued)



Make/ Engine/Years	Location	Description	Size	Qty	Dorman Steel	Dorman Brass	Dorman Copper	Dorman Rubber
NISSAN (continued)								
L4 - 1.3 (1288cc) - A13 (continued)								
1974	Block	-	35mm	3	555-093	565-093	-	570-007
1974	Block	-	50mm	1	555-094	-	-	570-012
1974	Camshaft	-	44.5mm	1	555-096	565-096	-	570-011
1974	Cylinder Head	-	40.8mm	1	555-095	565-095	-	570-009
1974	Rocker Arm Shaft	-	14.7mm	2	555-088	-	-	-
L4 - 1.4 (1393cc) - A14								
1982-75	Engine Kit	-	-	-	557-031	-	-	-
1982-75	Block	-	35mm	3	555-093	565-093	-	570-007
1982-75	Block	-	50mm	1	555-094	-	-	570-012
1982-75	Camshaft	-	44.5mm	1	555-096	565-096	-	570-011
1982-75	Cylinder Head	-	40.8mm	1	555-095	565-095	-	570-009
1982-75	Rocker Arm Shaft	-	14.7mm	2	555-088	-	-	-
L4 - 1.5 (1488cc) - E15T								
1984-82	Engine Kit	Turbo	-	-	557-117	-	-	-
1984-82	Block	Turbo	28mm	1	555-117	-	-	570-005
1984-82	Block	Turbo	30mm	8	555-100	565-100	-	570-006
1984-82	Block	Turbo	35mm	1	555-093	565-093	-	570-007
1984-82	Cylinder Head	Turbo	20mm	1	555-101	565-101	-	-
1984-82	Cylinder Head	Turbo	9/16"	1	555-092	-	-	-
1984-82	Cylinder Head Pipe	Turbo	3/8" Pipe	2	090-130	-	-	-
L4 - 1.5 (1491cc) - A15								
1982-80	Engine Kit	-	-	-	557-031	-	-	-
1982-80	Block	-	35mm	3	555-093	565-093	-	570-007
1982-80	Block	-	50mm	1	555-094	-	-	570-012
1982-80	Camshaft	-	44.5mm	1	555-096	565-096	-	570-011
1982-80	Cylinder Head	-	40.8mm	1	555-095	565-095	-	570-009
1982-80	Rocker Arm Shaft	-	14.7mm	2	555-088	-	-	-
L4 - 1.5 (1491cc) - E15								
1984-82	Engine Kit	Carb	-	-	NA	-	-	-
1984-82	Block	Carb	28mm	1	555-117	-	-	570-005
1984-82	Block	Carb	30mm	8	555-100	565-100	-	570-006
1984-82	Block	Carb	50mm	1	555-094	-	-	570-012
1984-82	Cylinder Head	Carb	7/16"	1	555-002	-	-	-
1984-82	Cylinder Head	Carb	9/16"	1	555-092	-	-	-
L4 - 1.6 (1590cc) - E16i								
1988-83	Engine Kit	EFI	-	-	NA	-	-	-
1988-83	Block	EFI	28mm	1	555-117	-	-	570-005
1988-83	Block	EFI	30mm	8	555-100	565-100	-	570-006
1988-83	Block	EFI	35mm	1	555-093	565-093	-	570-007
1988-83	Cylinder Head	EFI	7/16"	AR	555-002	-	-	-
L4 - 1.6 (1590cc) - E16S								
1987-84	Engine Kit	Carb (Sentra)	-	-	NA	-	-	-
1987-84	Block	Carb (Sentra)	28mm	1	555-117	-	-	570-005
1987-84	Block	Carb (Sentra)	30mm	8	555-100	565-100	-	570-006
1987-84	Block	Carb (Sentra)	35mm	1	555-093	565-093	-	570-007
1987-84	Cylinder Head	Carb (Sentra)	7/16"	1	555-002	-	-	-
1987-84	Cylinder Head	Carb (Sentra)	9/16"	1	555-092	-	-	-
L4 - 1.6 (1590cc) - GA16i								
1990-89	Engine Kit	-	-	-	NA	-	-	-
1990-89	Block	-	30mm	8	555-100	565-100	-	570-006
1990-89	Cylinder Head	-	7/16"	2	555-002	-	-	-
1990-89	Cylinder Head Pipe	-	1/2" Pipe	1	090-092	-	-	-
1990-89	Cylinder Head Pipe	-	3/8" Pipe	4	090-130	-	-	-
L4 - 1.6 (1595cc) - L16								
1973-68	Engine Kit	-	-	-	557-032	567-032	-	-
1973-68	Block	-	40.8mm	6	555-095	565-095	-	570-009
1973-68	Cylinder Head	-	40.8mm	1	555-095	565-095	-	570-009
L4 - 1.6 (1597cc) - CA16DE								
1987	Engine Kit	Turbo	-	-	NA	-	-	-
1987	Block	Turbo	30mm	AR	555-100	565-100	-	570-006
1987	Cylinder Head	Turbo	7/16"	AR	555-002	-	-	-
L4 - 1.6 (1597cc) - E16								
1986-83	Engine Kit	Carb (Pulsar)	-	-	557-117	-	-	-
1986-83	Block	Carb (Pulsar)	28mm	1	555-117	-	-	570-005
1986-83	Block	Carb (Pulsar)	30mm	8	555-100	565-100	-	570-006
1986-83	Block	Carb (Pulsar)	35mm	1	555-093	565-093	-	570-007
1986-83	Cylinder Head	Carb (Pulsar)	9/16"	1	555-092	-	-	-
1986-83	Cylinder Head	Carb (Pulsar)	20mm	1	555-101	565-101	-	-
1984-82	Cylinder Head Pipe	Carb (Pulsar)	3/8" Pipe	2	090-130	-	-	-
L4 - 1.6 (1597cc) - GA16DE								
1999-91	Engine Kit	-	-	-	NA	-	-	-
1999-91	Block	-	30mm	9	555-100	565-100	-	570-006
1999-91	Cylinder Head	-	7/16"	2	555-002	-	-	-
1999-91	Cylinder Head Pipe	-	1/2" Pipe	1	090-092	-	-	-
L4 - 1.7 (1688cc) - CD17								
1986-83	Engine Kit	-	-	-	557-040	567-040	-	-
1986-83	Block	-	30mm	9	555-100	565-100	-	570-006
1986-83	Cylinder Head	-	30mm	1	555-100	565-100	-	570-006
1986-83	Cylinder Head	-	35mm	1	555-093	565-093	-	570-007
L4 - 1.8 (1770cc) - L18								
1974-73	Engine Kit	-	-	-	557-032	567-032	-	-

Expansion Plugs Applications (continued)



Make/ Engine/Years	Location	Description	Size	Qty	Dorman Steel	Dorman Brass	Dorman Copper	Dorman Rubber
NISSAN (continued)								
L4 - 1.8 (1770cc) - L18 (continued)								
1974-73	Block	-	40.8mm	7	555-095	565-095	-	570-009
1974-73	Cylinder Head	-	40.8mm	1	555-095	565-095	-	570-009
L4 - 1.8 (1809cc)								
2005-00	Block	-	30mm	8	555-100	565-100	-	570-006
2005-00	Cylinder Head	-	20mm	4	555-101	565-101	-	-
L4 - 1.8 (1809cc) - CA18DE								
1989-88	Engine Kit	-	-	-	557-100	-	-	-
1989-88	Block	-	30mm	9	555-100	565-100	-	570-006
1989-88	Cylinder Head	-	7/16"	AR	555-002	-	-	-
1989-88	Cylinder Head Pipe	-	1" Pipe	1	090-138	-	-	-
1989-88	Cylinder Head Pipe	-	1/2" Pipe	1	090-092	-	-	-
1989-88	Cylinder Head Pipe	-	3/4" Pipe	1	090-072	-	-	-
L4 - 1.8 (1809cc) - CA18ET								
1986-84	Engine Kit	Turbo	-	-	557-101	-	-	-
1986-84	Block	Turbo	30mm	9	555-100	565-100	-	570-006
1986-84	Block Pipe	Turbo	3/8" Pipe	2	090-140	-	-	-
1986-84	Cylinder Head	Turbo	18.2mm	1	555-107	-	-	-
1986-84	Cylinder Head Pipe	Turbo	3/8" Pipe	2	090-130	-	-	-
1986-84	Cylinder Head Pipe	Turbo	1" Pipe	1	090-138	-	-	-
L4 - 2.0 (1952cc) - L20B								
1979-73	Engine Kit	-	-	-	557-032	567-032	-	-
1979-73	Block	-	40.8mm	7	555-095	565-095	-	570-009
1979-73	Cylinder Head	-	40.8mm	1	555-095	565-095	-	570-009
L4 - 2.0 (1952cc) - Z20E								
1981-80	Engine Kit	EFI	-	-	557-057	567-057	-	-
1981-80	Block	EFI	40.8mm	7	555-095	565-095	-	570-009
1981-80	Cylinder Head	EFI	35mm	1	555-093	565-093	-	570-007
L4 - 2.0 (1952cc) - Z20S								
1981-80	Engine Kit	Carb	-	-	557-032	567-032	-	-
1981-80	Block	Carb	40.8mm	7	555-095	565-095	-	570-009
1981-80	Cylinder Head	Carb	40.8mm	1	555-095	565-095	-	570-009
L4 - 2.0 (1974cc) - CA20E								
1989-84	Engine Kit	EFI	-	-	557-103	-	-	-
1989-84	Block	EFI	12.1mm	1	555-106	-	-	-
1989-84	Block	EFI	30mm	9	555-100	565-100	-	570-006
1989-84	Block Pipe	EFI	3/8" Pipe	2	090-140	-	-	-
1989-84	Cylinder Head	EFI	18.2mm	1	555-107	-	-	-
1989-84	Cylinder Head Pipe	EFI	1" Pipe	1	090-138	-	-	-
1989-84	Cylinder Head Pipe	EFI	3/8" Pipe	2	090-130	-	-	-
L4 - 2.0 (1974cc) - CA20S								
1983-82	Engine Kit	Carb	-	-	557-040	567-040	-	-
1983-82	Block	Carb	30mm	9	555-100	565-100	-	570-006
1983-82	Cylinder Head Pipe	Carb	3/8" pipe	2	090-028	-	-	-
L4 - 2.0 (1998cc) - SR20DE								
2002-91	Engine Kit	-	-	-	557-102	567-102	-	-
2002-91	Block	-	30mm	6	555-100	565-100	-	570-006
2002-91	Block Pipe	-	1/4" Pipe	1	090-134	-	-	-
2002-91	Block Pipe	-	3/8" Pipe	6	090-130	-	-	-
2002-91	Block Pipe	-	30mm Pipe	1	090-139	-	-	-
2002-91	Cylinder Head	-	30mm	4	555-100	565-100	-	570-006
L4 - 2.2 (2187cc) - Z22E								
1983-82	Engine Kit	-	-	-	557-057	567-057	-	-
1983-82	Block	-	40.8mm	7	555-095	565-095	-	570-009
1983-82	Cylinder Head	-	35mm	1	555-093	565-093	-	570-007
L4 - 2.4 (2389cc) - KA24DE								
2001-91	Engine Kit	-	-	-	NA	-	-	-
2001-91	Block	-	40.8mm	5	555-095	565-095	-	570-009
2001-91	Block Pipe	-	1/4" Pipe	2	090-134	-	-	-
2001-91	Cylinder Head	-	30mm	2	555-100	565-100	-	570-006
L4 - 2.4 (2389cc) - KA24E								
1992-89	Engine Kit	-	-	-	NA	-	-	-
1992-89	Block	-	40.8mm	6	555-095	565-095	-	570-009
1992-89	Cylinder Head	-	35mm	1	555-093	565-093	-	570-007
1992-89	Cylinder Head Pipe	-	1/2" Pipe	4	090-022	-	-	-
L4 - 2.4 (2389cc) - Z24i								
1988-87	Engine Kit	EFI	-	-	557-104	567-104	-	-
1988-87	Block	EFI	40.8mm	AR	555-095	565-095	-	570-009
1988-87	Cylinder Head	EFI	35mm	1	555-093	565-093	-	570-007
1988-87	Cylinder Head Pipe	EFI	3/4" Pipe	2	090-072	-	-	-
L6 - 2.4 (2393cc) - L24								
1973-70	Engine Kit	-	-	-	557-033	-	-	-
1973-70	Block	-	35mm	7	555-093	565-093	-	570-007
1973-70	Block	-	40.8mm	1	555-095	565-095	-	570-009
1973-70	Block	-	50mm	1	555-094	-	-	570-012
1973-70	Cylinder Head	-	35mm	1	555-093	565-093	-	570-007
L6 - 2.4 (2393cc) - L24E								
1984-77	Engine Kit	-	-	-	557-033	-	-	-
1984-77	Block	-	35mm	7	555-093	565-093	-	570-007
1984-77	Block	-	40.8mm	1	555-095	565-095	-	570-009
1984-77	Block	-	50mm	1	555-094	-	-	570-012
1984-77	Cylinder Head	-	35mm	1	555-093	565-093	-	570-007



Expansion Plugs Applications (continued)

Expansion Plug Applications

8

Make/ Engine/Years	Location	Description	Size	Qty	Dorman Steel	Dorman Brass	Dorman Copper	Dorman Rubber
NISSAN (continued)								
L6 - 2.6 (2565cc) - L26								
1974	Engine Kit	-			557-033	-	-	-
1974	Block	-	50mm	1	555-094	-	-	570-012
1974	Block	-	35mm	7	555-093	565-093	-	570-007
1974	Block	-	40.8mm	1	555-095	565-095	-	570-009
1974	Cylinder Head	-	35mm	1	555-093	565-093	-	570-007
L6 - 2.8 (2753cc) - L28E								
1983-75	Engine Kit	-			557-033	-	-	-
1983-75	Block	-	35mm	7	555-093	565-093	-	570-007
1983-75	Block	-	40.8mm	1	555-095	565-095	-	570-009
1983-75	Block	-	50mm	1	555-094	-	-	570-012
1983-75	Cylinder Head	-	35mm	1	555-093	565-093	-	570-007
L6 - 2.8 (2753cc) - L28ET								
1983-82	Engine Kit	-			557-033	-	-	-
1983-82	Block	-	50mm	1	555-094	-	-	570-012
1983-82	Block	-	35mm	7	555-093	565-093	-	570-007
1983-82	Block	-	40.8mm	1	555-095	565-095	-	570-009
1983-82	Cylinder Head	-	35mm	1	555-093	565-093	-	570-007
L6 - 2.8 (2793cc) - LD28								
1983-81	Engine Kit	-			557-033	-	-	-
1983-81	Block	-	35mm	9	555-093	565-093	-	570-007
1983-81	Block	-	40.8mm	1	555-095	565-095	-	570-009
1983-81	Block	-	50mm	1	555-094	-	-	570-012
1983-81	Cylinder Head	-	35mm	2	555-093	565-093	-	570-007
1983-81	Cylinder Head	-	7/16"	1	555-002	-	-	-
V6 - 3.0 (2960cc) - VG30								
1989-84	Engine Kit	-			557-105	-	-	-
1989-84	Block	-	30mm	12	555-100	565-100	-	570-006
1989-84	Cylinder Head	-	30mm	1	555-100	565-100	-	570-006
1989-84	Cylinder Head Pipe	-	1" Pipe	1	090-138	-	-	-
1989-84	Cylinder Head Pipe	-	3/8" Pipe	1	090-130	-	-	-
V6 - 3.0 (2960cc) - VG30DE								
1996-90	Engine Kit	-			NA	-	-	-
1996-90	Block	-	30mm	11	555-100	565-100	-	570-006
1996-90	Cylinder Head	-	20mm	2	555-101	565-101	-	-
1996-90	Cylinder Head Pipe	-	1" Pipe	1	090-138	-	-	-
1996-90	Cylinder Head Pipe	-	1/2" Pipe	1	090-092	-	-	-
V6 - 3.0 (2960cc) - VG30DETT								
1996-90	Engine Kit	Turbo			NA	-	-	-
1996-90	Block	Turbo	30mm	12	555-100	565-100	-	570-006
1996-90	Cylinder Head Pipe	Turbo	1" Pipe	7	090-138	-	-	-
1996-90	Cylinder Head Pipe	Turbo	1/2" Pipe	5	090-022	-	-	-
V6 - 3.0 (2960cc) - VG30E								
1998-95	Engine Kit	-			557-105	-	-	-
1998-95	Block	-	30mm	12	555-100	565-100	-	570-006
1998-95	Cylinder Head	-	30mm	1	555-100	565-100	-	570-006
1998-95	Cylinder Head Pipe	-	3/8" Pipe	1	090-130	-	-	-
1998-95	Cylinder Head Pipe	-	1" Pipe	1	090-138	-	-	-
1994-92	Engine Kit	-			557-105	-	-	-
1994-92	Block	-	1/2" SC	2	555-006	-	-	-
1994-92	Block	-	30mm	12	555-100	565-100	-	570-006
1994-92	Cylinder Head	-	30mm	1	555-100	565-100	-	570-006
1994-92	Cylinder Head Pipe	-	1" Pipe	1	090-138	-	-	-
1994-92	Cylinder Head Pipe	-	3/8" Pipe	1	090-130	-	-	-
1991-85	Engine Kit	-			557-105	-	-	-
1991-85	Block	-	1/2" SC	2	555-006	-	-	-
1991-85	Cylinder Head	-	30mm	12	555-100	565-100	-	570-006
1991-85	Cylinder Head Pipe	-	1" Pipe	1	090-138	-	-	-
1991-85	Cylinder Head Pipe	-	3/8" Pipe	1	090-130	-	-	-
V6 - 3.0 (2960cc) - VG30T								
1989-84	Engine Kit	Turbo			557-105	-	-	-
1989-84	Block	Turbo	30mm	12	555-100	565-100	-	570-006
1989-84	Cylinder Head	Turbo	30mm	1	555-100	565-100	-	570-006
1989-84	Cylinder Head Pipe	Turbo	3/8" Pipe	1	090-130	-	-	-
1989-84	Cylinder Head Pipe	Turbo	1" Pipe	1	090-138	-	-	-
V6 - 3.0 (2988cc) - VQ30DE								
2001-95	Engine Kit	-			NA	-	-	-
2001-95	Cylinder Head	-	28mm	2	555-117	-	-	570-005
2001-95	Cylinder Head	-	30mm	2	555-100	565-100	-	570-006
V6 - 3.3 (3300cc) - VG33E								
2002-99	Engine Kit	-			NA	-	-	-
2002-99	Block	-	30mm	AR	555-100	565-100	-	570-006
2002-99	Cylinder Head	-	30mm	AR	555-100	565-100	-	570-006
V6 - 3.5 (3500cc) - VQ35DE								
2005-02	Cylinder Head	-	28mm	2	555-117	-	-	570-005
2005-02	Cylinder Head	-	30mm	2	555-100	565-100	-	570-006
NISSAN TRUCK								
L4 - 1.6 (1595cc) - L16								
1973-71	Engine Kit	-			557-032	567-032	-	-
1973-71	Block	-	40.8mm	6	555-095	565-095	-	570-009
1973-71	Cylinder Head	-	40.8mm	1	555-095	565-095	-	570-009

Expansion Plugs Applications (continued)



Make/ Engine/Years	Location	Description	Size	Qty	Dorman Steel	Dorman Brass	Dorman Copper	Dorman Rubber
NISSAN TRUCK (continued)								
L4 - 1.8 (1770cc) - L18								
1974	Engine Kit	-			557-032	567-032	-	-
1974	Block	-	40.8mm	7	555-095	565-095	-	570-009
1974	Cylinder Head	-	40.8mm	1	555-095	565-095	-	570-009
L4 - 2.0 (1952cc) - L20B								
1980-75	Engine Kit	-			557-032	567-032	-	-
1980-75	Block	-	40.8mm	7	555-095	565-095	-	570-009
1980-75	Cylinder Head	-	40.8mm	1	555-095	565-095	-	570-009
L4 - 2.0 (1952cc) - Z20								
1985-83	Engine Kit	Carb			557-057	567-057	-	-
1985-83	Block	Carb	40.8mm	7	555-095	565-095	-	570-009
1985-83	Cylinder Head	Carb	35mm	1	555-093	565-093	-	570-007
L4 - 2.2 (2164cc) - SD22								
1983-81	Engine Kit	-			557-043	567-043	-	-
1983-81	Block	-	44.5mm	1	555-096	565-096	-	570-011
1983-81	Block	-	35mm	7	555-093	565-093	-	570-007
1983-81	Cylinder Head	-	35mm	1	555-093	565-093	-	570-007
L4 - 2.2 (2187cc) - Z22								
1983-81	Engine Kit	-			557-057	567-057	-	-
1983-81	Block	-	40.8mm	7	555-095	565-095	-	570-009
1983-81	Cylinder Head	-	35mm	1	555-093	565-093	-	570-007
L4 - 2.4 (2389cc) - KA24DE								
2004-98	Engine Kit	-			NA	-	-	-
2004-98	Block	-	40.8mm	5	555-095	565-095	-	570-009
2004-98	Block Pipe	-	1/4" Pipe	2	090-134	-	-	-
2004-98	Cylinder Head	-	30mm	2	555-100	565-100	-	570-006
L4 - 2.4 (2389cc) - KA24E								
1997-90	Engine Kit	-			NA	-	-	-
1997-90	Block	-	40.8mm	6	555-095	565-095	-	570-009
1997-90	Cylinder Head	-	35mm	1	555-093	565-093	-	570-007
1997-90	Cylinder Head Pipe	-	1/2" Pipe	4	090-022	-	-	-
L4 - 2.4 (2389cc) - Z24								
1985-83	Engine Kit	Carb			557-104	567-104	-	-
1985-83	Block	Carb	40.8mm	7	555-095	565-095	-	570-009
1985-83	Cylinder Head	Carb	35mm	1	555-093	565-093	-	570-007
1985-83	Cylinder Head Pipe	Carb	3/4" Pipe	2	090-072	-	-	-
L4 - 2.4 (2389cc) - Z24i								
1989-86	Engine Kit	EFI			557-104	567-104	-	-
1989-86	Block	EFI	40.8mm	AR	555-095	565-095	-	570-009
1989-86	Cylinder Head	EFI	35mm	1	555-093	565-093	-	570-007
1989-86	Cylinder Head Pipe	EFI	3/4" Pipe	2	090-072	-	-	-
L4 - 2.5 (2488cc) - SD25								
1986-83	Engine Kit	-			NA	-	-	-
1986-83	Block	-	18.2mm	4	555-107	-	-	-
1986-83	Block	-	35mm	8	555-093	565-093	-	570-007
1986-83	Block	-	44.5mm	1	555-096	565-096	-	570-011
1986-83	Block Pipe	-	1/2" Pipe	3	090-092	-	-	-
1986-83	Cylinder Head	-	1"	5	555-162	-	-	-
1986-83	Cylinder Head	-	35mm	1	555-093	565-093	-	570-007
V6 - 3.0 (2960cc) - VG30								
1989-86	Engine Kit	-			557-105	-	-	-
1989-86	Block	-	1/2" SC	2	555-006	-	-	-
1989-86	Block	-	30mm	12	555-100	565-100	-	570-006
1989-86	Cylinder Head	-	35mm	1	555-093	565-093	-	570-007
1989-86	Cylinder Head Pipe	-	1" Pipe	1	090-138	-	-	-
1989-86	Cylinder Head Pipe	-	3/8" Pipe	1	090-130	-	-	-
V6 - 3.0 (2960cc) - VG30E								
1995-90	Engine Kit	-			557-105	-	-	-
1995-90	Block	-	1/2" SC	12	555-006	-	-	-
1995-90	Cylinder Head	-	30mm	1	555-100	565-100	-	570-006
1995-90	Cylinder Head Pipe	-	1" Pipe	1	090-138	-	-	-
1995-90	Cylinder Head Pipe	-	3/8" Pipe	1	090-130	-	-	-
V6 - 3.3 (3300cc) - VG33E								
2004-96	Engine Kit	-			NA	-	-	-
2004-96	Block	-	30mm	AR	555-100	565-100	-	570-006
2004-96	Cylinder Head	-	30mm	AR	555-100	565-100	-	570-006
1998-96	Block	-	1/2" SC	2	555-006	-	-	-
V6 - 3.5 (3500cc) - VQ35DE								
2004-01	Cylinder Head	-	28mm	2	555-117	-	-	570-005
2004-01	Cylinder Head	-	30mm	2	555-100	565-100	-	570-006
OLDSMOBILE								
L4 - 1.8 (112 CID) - O								
1986-82	Engine Kit	-			557-064	567-064	-	-
1986-82	Block	-	1-27/64"	AR	555-169	-	-	-
1986-82	Block	-	34.3mm	4	555-104	565-104	-	570-007
1986-82	Block	-	42.3mm	4	555-110	-	-	570-010
1986-82	Cylinder Head	-	34.3mm	4	555-104	565-104	-	570-007
1986-82	Oil Gallery Pipe	-	3/8" Pipe	1	090-028	-	-	-
1986-82	Oil Gallery Pipe	-	1/4" Pipe	AR	090-067	-	-	-
1986-82	Oil Gallery Pipe	-	1/8" Pipe	2	090-065	-	-	-
L4 - 1.8 (112 CID) - G								
1982	Engine Kit	-			557-064	567-064	-	-



Expansion Plugs Applications (continued)

Expansion Plug Applications

8

Make/ Engine/Years	Location	Description	Size	Qty	Dorman Steel	Dorman Brass	Dorman Copper	Dorman Rubber
OLDSMOBILE (continued)								
L4 - 1.8 (112 CID) - G (continued)								
1982	Block	-	42.3mm	4	555-110	-	-	570-010
1982	Block	-	34.3mm	4	555-104	565-104	-	570-007
1982	Cylinder Head	-	34.3mm	4	555-104	565-104	-	570-007
1982	Oil Gallery Pipe	-	1/4" Pipe	AR	090-067	-	-	-
1982	Oil Gallery Pipe	-	1/8" Pipe	2	090-065	-	-	-
1982	Oil Gallery Pipe	-	3/8" Pipe	1	090-028	-	-	-
L4 - 2.0 (122 CID) - 1								
1989-87	Cylinder Head	-	34.3mm	1	555-104	565-104	-	570-007
1988-87	Engine Kit	-	-	-	557-064	567-064	-	-
1988-87	Block	-	34.3mm	1	555-104	565-104	-	570-007
1988-87	Block	-	42.3mm	4	555-110	-	-	570-010
1988-87	Oil Gallery Pipe	-	1/8" Pipe	2	090-065	-	-	-
1988-87	Oil Gallery Pipe	-	3/8" Pipe	1	090-028	-	-	-
1988-87	Oil Gallery Pipe	-	1/4" Pipe	AR	090-067	-	-	-
L4 - 2.0 (122 CID) - K								
1988-87	Engine Kit	-	-	-	NA	-	-	-
1988-87	Block	-	1-27/64"	AR	555-169	-	-	-
1988-87	Block	-	34.3mm	4	555-104	565-104	-	570-007
1988-87	Cylinder Head	-	15/16"	2	555-016	565-016	-	570-004
1988-87	Oil Gallery Pipe	-	1/4" Pipe	AR	090-067	-	-	-
1988-87	Oil Gallery Pipe	-	1/8" Pipe	2	090-065	-	-	-
1988-87	Oil Gallery Pipe	-	3/8" Pipe	1	090-028	-	-	-
L4 - 2.0 (122 CID) - P								
1986-83	Engine Kit	-	-	-	557-064	567-064	-	-
1986-83	Block	-	34.3mm	1	555-104	565-104	-	570-007
1986-83	Block	-	42.3mm	4	555-110	-	-	570-010
1986-83	Oil Gallery Pipe	-	1/8" Pipe	2	090-065	-	-	-
1986-83	Oil Gallery Pipe	-	3/8" Pipe	1	090-028	-	-	-
1986-83	Oil Gallery Pipe	-	1/4" Pipe	AR	090-067	-	-	-
L4 - 2.2 (134 CID) - 4								
1996-93	Engine Kit	-	-	-	557-064	-	-	-
1996-93	Block	-	42.3mm	4	555-110	-	-	570-010
1996-93	Cylinder Head	-	34.3mm	1	555-104	565-104	-	570-007
1996-93	Oil Gallery Pipe	-	1/2" Pipe	2	090-092	-	-	-
1996-93	Oil Gallery Pipe	-	1/4" Pipe	1	090-026	-	-	-
1996-93	Oil Gallery Pipe	-	1/4" Pipe	1	090-122	-	-	-
L4 - 2.3 (138 CID) - D,3								
1995-89	Engine Kit	-	-	-	NA	-	-	-
1995-89	Block Pipe	-	1/4" Pipe	AR	090-067	-	-	-
1995-89	Cylinder Head	-	1"	1	555-017	565-017	-	570-004
1995-89	Cylinder Head	-	20mm	2	555-101	565-101	-	-
1995-89	Oil Gallery Pipe	-	1/8" Pipe	2	090-065	-	-	-
1995-89	Oil Gallery Pipe	-	3/8" Pipe	AR	-	490-072	-	-
1995-89	Oil Gallery Pipe	-	1/4" Pipe	1	090-026	-	-	-
1988	Engine Kit	-	-	-	NA	-	-	-
1988	Block Pipe	-	3/8" Pipe	3	090-028	-	-	-
1988	Camshaft	-	2-7/64"	1	555-080	-	-	570-014
1988	Cylinder Head	-	1"	1	555-017	565-017	-	570-004
1988	Cylinder Head	-	20mm	2	555-101	565-101	-	-
1988	Oil Gallery Pipe	-	1/4" Pipe	3	090-026	-	-	-
1988	Oil Gallery Pipe	-	1/8" Pipe	1	090-046	-	-	-
1987	Engine Kit	-	-	-	NA	-	-	-
1987	Block Pipe	-	1/4" Pipe	AR	090-067	-	-	-
1987	Cylinder Head	-	1"	1	555-017	565-017	-	570-004
1987	Cylinder Head	-	20mm	2	555-101	565-101	-	-
1987	Oil Gallery Pipe	-	1/4" Pipe	1	090-026	-	-	-
1987	Oil Gallery Pipe	-	1/8" Pipe	2	090-065	-	-	-
1987	Oil Gallery Pipe	-	3/8" Pipe	AR	-	490-072	-	-
L4 - 2.3 (140 CID)								
1994-89	Engine Kit	-	-	-	NA	-	-	-
1994-89	Cylinder Head	-	1"	1	555-017	565-017	-	570-004
1994-89	Cylinder Head	-	20mm	2	555-101	565-101	-	-
1977-76	Engine Kit	-	-	-	NA	-	-	-
1977-76	Block	-	1-5/8"	1	555-030	565-030	568-010	570-009
1977-76	Block	-	9/16"	1	555-008	565-008	-	-
1977-76	Block (.010 OS)	-	19/32"	AR	555-009	-	-	-
L4 - 2.4 (146 CID) - T								
2001-96	Engine Kit	-	-	-	NA	-	-	-
2001-96	Block Pipe	-	1/4" Pipe	1	090-026	-	-	-
2001-96	Cylinder Head	-	1-1/4" SC	1	555-024	565-024	568-007	570-006
2001-96	Cylinder Head	-	3/4"	2	555-012	565-012	-	570-003
L4 - 2.5 (151 CID)								
1992-78	Engine Kit	-	-	-	557-042	567-042	-	-
1992-78	Block-Rear	-	1-61/64"	1	555-041	565-041	-	570-012
1992-78	Block-Side	-	41.5mm	3	555-087	-	-	570-009
1992-78	Camshaft	-	2-7/64"	1	555-080	-	-	570-014
1992-78	Cylinder Head	-	1-7/8"	1	555-038	565-038	-	570-012
1992-78	Cylinder Head	-	21.66mm	4	570-003	-	-	-
1992-78	Cylinder Head	-	41.5mm	1	555-087	-	-	570-009
1992-78	Oil Gallery	-	14.98mm H	1	555-114	-	-	-
1992-78	Oil Gallery	-	19/32"	2	555-009	-	-	-

Expansion Plugs Applications (continued)



Make/ Engine/Years	Location	Description	Size	Qty	Dorman Steel	Dorman Brass	Dorman Copper	Dorman Rubber
OLDSMOBILE (continued)								
L4 - 2.5 (151 CID) (continued)								
1992-78	Oil Gallery Pipe	-	3/8" Pipe	1	090-028	-	-	-
L6 - 4.1 (250 CID)								
1976-66	Engine Kit	-	-	-	557-005	567-005	-	-
1976-66	Block-Rear	-	2-1/64"	1	555-045	565-045	-	570-014
1976-66	Block-Side	-	1-5/8"	3	555-030	565-030	568-010	570-009
1976-66	Camshaft	-	2-3/32"	1	555-085	-	-	-
1976-66	Camshaft	-	2-3/32" SC	1	555-049	565-049	-	570-014
1976-66	Camshaft	-	2-7/64"	1	555-080	-	-	570-014
1976-66	Cylinder Head	-	15/16"	3	555-016	565-016	-	570-004
1976-66	Oil Gallery	-	19/32"	1	555-009	-	-	-
1976-66	Oil Gallery Pipe	-	3/8" Pipe	1	090-028	-	-	-
V6 - 2.8 (173 CID)								
1989-79	Engine Kit	-	-	-	557-048	567-048	-	-
1989-79	Block	-	34.3mm	6	555-104	565-104	-	570-007
1989-79	Block	-	7/8"	1	555-014	565-014	-	570-004
1989-79	Block Pipe	-	1/4" Pipe	2	090-075	-	-	-
1989-79	Cylinder Head	-	1" SC	2	555-018	565-018	-	570-005
1989-79	Cylinder Head Pipe	-	1/4" Pipe	1	090-067	-	-	-
1989-79	Oil Gallery Pipe	-	1/8" Pipe	2	090-070	-	-	-
1989-79	Oil Gallery Pipe	-	3/8" Pipe	1	090-028	-	-	-
1989-79	Oil Gallery Pipe	-	3/8" Pipe	1	090-019	-	-	-
1989-79	Oil Gallery Pipe	-	1/4" Pipe	AR	090-071	-	-	-
1989-79	Oil Gallery Pipe	-	1/4" Pipe	1	090-067	-	-	-
1989-79	Oil Gallery Pipe	-	1/4" Pipe	AR	090-068	-	-	-
1989-79	Oil Gallery Pipe	-	1/8" Pipe	2	090-065	-	-	-
V6 - 3.0 (181 CID)								
1988-85	Engine Kit	-	-	-	NA	-	-	-
1988-85	Block	-	1-7/32"	AR	555-022	-	-	570-006
1988-85	Block-Rear	-	1-1/8"	4	555-019	565-019	-	570-005
1988-85	Block-Side	-	1-1/2" SC	4	555-077	565-077	-	570-008
1988-85	Block-Side	-	1-9/16"	4	555-029	565-029	-	570-009
1988-85	Camshaft	-	1-61/64" SC	1	555-109	-	-	570-012
1988-85	Cylinder Head	-	1-1/8"	4	555-019	565-019	-	570-005
1988-85	Oil Gallery	-	5/8" SC	AR	555-011	565-011	-	-
1988-85	Oil Gallery Pipe	-	1/8" Pipe	AR	090-070	-	-	-
1984-82	Engine Kit	-	-	-	NA	-	-	-
1984-82	Block	-	1-7/32"	AR	555-022	-	-	570-006
1984-82	Block-Rear	-	1-1/8"	4	555-019	565-019	-	570-005
1984-82	Block-Side	-	1-1/2" SC	4	555-077	565-077	-	570-008
1984-82	Block-Side	-	1-9/16"	4	555-029	565-029	-	570-009
1984-82	Camshaft	-	1-59/64" SC	1	555-075	-	-	570-012
1984-82	Cylinder Head	-	1-1/8"	4	555-019	565-019	-	570-005
1984-82	Oil Gallery	-	5/8" SC	AR	555-011	565-011	-	-
1984-82	Oil Gallery Pipe	-	1/8" Pipe	AR	090-070	-	-	-
V6 - 3.1 (189 CID) - D								
1995-90	Engine Kit	Silhouette Van	-	-	NA	-	-	-
1995-90	Block	Silhouette Van	34.3mm	6	555-104	565-104	-	570-007
1995-90	Block Pipe	Silhouette Van	1/4" Pipe	3	090-122	-	-	-
1995-90	Camshaft	Silhouette Van	2-7/64"	1	555-170	-	-	-
1995-90	Oil Gallery Pipe	Silhouette Van	1/8" Pipe	2	090-070	-	-	-
1995-90	Oil Gallery Pipe	Silhouette Van	3/8" Pipe	3	090-019	-	-	-
V6 - 3.1 (189 CID) - M								
1999-93	Engine Kit	-	-	-	NA	-	-	-
1999-93	Block	-	5/8"	1	555-168	-	-	-
1999-93	Block Pipe	-	1/4" Pipe	4	090-067	-	-	-
1999-93	Block Pipe	-	1/8" Pipe	1	090-070	-	-	-
1999-93	Block Pipe	-	3/8" Pipe	1	090-019	-	-	-
1999-93	Camshaft	-	2-7/64"	1	555-170	-	-	-
1999-93	Cylinder Head	-	1" SC	4	555-018	565-018	-	570-005
1999-93	Cylinder Head Pipe	-	1/4" Pipe	1	090-067	-	-	-
V6 - 3.1 (189 CID) - T								
1993	Engine Kit	Cutlass Supreme	-	-	NA	-	-	-
1993	Block	Cutlass Supreme	34.3mm	6	555-104	565-104	-	570-007
1993	Block Pipe	Cutlass Supreme	1/4" Pipe	2	090-122	-	-	-
1993	Block Pipe	Cutlass Supreme	3/8" Pipe	AR	090-019	-	-	-
1993	Camshaft	Cutlass Supreme	2-7/64"	1	555-170	-	-	-
1993	Cylinder Head	Cutlass Supreme	1" SC	AR	555-018	565-018	-	570-005
1993	Cylinder Head Pipe	Cutlass Supreme	1/4" Pipe	1	090-067	-	-	-
1993	Oil Gallery Pipe	Cutlass Supreme	1/4" Pipe	AR	090-067	-	-	-
1993	Oil Gallery Pipe	Cutlass Supreme	1/8" Pipe	2	090-070	-	-	-
1992-89	Engine Kit	Cutlass Supreme	-	-	557-048	567-048	-	-
1992-89	Block	Cutlass Supreme	34.3mm	6	555-104	565-104	-	570-007
1992-89	Block Pipe	Cutlass Supreme	1/4" Pipe	2	090-122	-	-	-
1992-89	Cylinder Head	Cutlass Supreme	1" SC	AR	555-018	565-018	-	570-005
1992-89	Cylinder Head Pipe	Cutlass Supreme	1/4" Pipe	1	090-067	-	-	-
1992-89	Intake Manifold	Cutlass Supreme	7/8"	1	555-014	565-014	-	570-004
1992-89	Oil Gallery Pipe	Cutlass Supreme	1/4" Pipe	AR	090-067	-	-	-
1992-89	Oil Gallery Pipe	Cutlass Supreme	1/4" Pipe	AR	090-071	-	-	-
1992-89	Oil Gallery Pipe	Cutlass Supreme	1/8" Pipe	2	090-070	-	-	-
1992-89	Oil Gallery Pipe	Cutlass Supreme	3/8" Pipe	AR	090-019	-	-	-



Expansion Plugs Applications (continued)

Make/ Engine/Years	Location	Description	Size	Qty	Dorman Steel	Dorman Brass	Dorman Copper	Dorman Rubber
OLDSMOBILE (continued)								
V6 - 3.3 (204 CID)								
1993-89	Engine Kit	-			NA	-	-	-
1993-89	Block-Side	-	1-1/2" SC	6	555-077	565-077	-	570-008
1993-89	Block-Side	-	1-9/16"	4	555-029	565-029	-	570-009
1993-89	Camshaft	-	1-61/64" SC	1	555-109	-	-	570-012
1993-89	Cylinder Head	-	1-1/8"	4	555-019	565-019	-	570-005
1993-89	Cylinder Head	-	1-7/32"	AR	555-022	-	-	570-006
1993-89	Oil Gallery	-	19/32"	1	555-009	-	-	-
1993-89	Oil Gallery Pipe	-	3/8" Pipe	1	090-028	-	-	-
1993-89	Oil Gallery Pipe	-	1/4" Pipe	AR	-	490-075	-	-
1993-89	Oil Gallery Pipe	-	1/4" Pipe	AR	090-068	-	-	-
1993-89	Oil Gallery Pipe	-	1/4" Pipe	AR	090-026	-	-	-
1993-89	Oil Gallery Pipe	-	1/4" Pipe	AR	090-067	-	-	-
V6 - 3.4 (207 CID) - E								
2004-96	Engine Kit	-			NA	-	-	-
2004-96	Block	-	34.3mm	6	555-104	565-104	-	570-007
2004-96	Block Pipe	-	1/4" Pipe	2	090-075	-	-	-
2004-96	Cylinder Head	-	1" SC	4	555-018	565-018	-	570-005
2004-96	Cylinder Head Pipe	-	1/4" Pipe	1	090-067	-	-	-
2004-96	Oil Gallery Pipe	-	1/4" Pipe	AR	090-071	-	-	-
2004-96	Oil Gallery Pipe	-	3/8" Pipe	1	090-028	-	-	-
2004-96	Oil Gallery Pipe	-	3/8" Pipe	1	090-019	-	-	-
2004-96	Oil Gallery Pipe	-	1/8" Pipe	2	090-070	-	-	-
2004-96	Oil Gallery Pipe	-	1/4" Pipe	AR	090-068	-	-	-
2004-96	Oil Gallery Pipe	-	1/4" Pipe	1	090-067	-	-	-
2004-96	Oil Gallery Pipe	-	1/8" Pipe	2	090-065	-	-	-
V6 - 3.4 (207 CID) - X								
1997-91	Engine Kit	Cutlass Supreme			557-107	567-107	-	-
1997-91	Block	Cutlass Supreme	34.3mm	6	555-104	565-104	-	570-007
1997-91	Block Pipe	Cutlass Supreme	1/4" Pipe	2	090-122	-	-	-
1997-91	Camshaft	Cutlass Supreme	2-7/64"	1	555-170	-	-	-
1997-91	Cylinder Head	Cutlass Supreme	34.3mm	2	555-104	565-104	-	570-007
1997-91	Cylinder Head Pipe	Cutlass Supreme	1/4" Pipe	2	090-067	-	-	-
1997-91	Oil Gallery Pipe	Cutlass Supreme	1/8" Pipe	2	090-065	-	-	-
1997-91	Oil Gallery Pipe	Cutlass Supreme	1/4" Pipe	2	090-067	-	-	-
V6 - 3.5 (214 CID) - H								
2002-99	Cylinder Head	Intrigue	1-1/4" SC	2	555-024	565-024	568-007	570-006
2002-01	Cylinder Head	Aurora	1-1/4" SC	2	555-024	565-024	568-007	570-006
V6 - 3.8 (231 CID) - 1								
2000-95	Block	w/Balance Shaft	1" SC	1	555-018	565-018	-	570-005
V6 - 3.8 (231 CID) - 1,3,C,K,L								
2000-88	Engine Kit	w/Balance Shaft			557-121	-	-	-
2000-88	Balance Shaft	w/Balance Shaft	1-61/64" SC	1	555-109	-	-	570-012
2000-88	Balance Shaft (.010 OS)	w/Balance Shaft	1-1/32"	1	555-165	-	-	-
2000-88	Block Pipe	w/Balance Shaft	1/4" Pipe	1	-	490-136	-	-
2000-88	Block Pipe	w/Balance Shaft	1/4" Pipe	2	090-026	-	-	-
2000-88	Block Pipe	w/Balance Shaft	1/8" Pipe	AR	090-070	-	-	-
2000-88	Block-Side	w/Balance Shaft	1-1/2" SC	6	555-077	565-077	-	570-008
2000-88	Block-Side	w/Balance Shaft	1-9/16"	AR	555-029	565-029	-	570-009
2000-88	Camshaft	w/Balance Shaft	1-61/64" SC	1	555-109	-	-	570-012
2000-88	Camshaft	w/Balance Shaft	1-1/32"	1	555-173	-	-	-
2000-88	Camshaft (.010 OS)	w/Balance Shaft	1-1/32"	1	555-165	-	-	-
2000-88	Cylinder Head	w/Balance Shaft	1-1/8"	4	555-019	565-019	-	570-005
2000-88	Cylinder Head	w/Balance Shaft	1-7/32"	AR	555-022	-	-	570-006
2000-88	Oil Gallery	w/Balance Shaft	19/32"	2	555-009	-	-	-
V6 - 3.8 (231 CID) - 2,3,A,C								
1985-75	Engine Kit	For blocks with 1-1/2" Plugs			557-019	567-019	-	-
1985-75	Block Pipe	-	1/4" Pipe	1	-	490-071	-	-
1985-75	Block Pipe	-	1/8" Pipe	AR	090-070	-	-	-
1985-75	Block-Rear	-	1-1/8"	4	555-019	565-019	-	570-005
1985-75	Block-Rear	-	1-7/32"	AR	555-022	-	-	570-006
1985-75	Block-Side	-	1-1/2" SC	4	555-077	565-077	-	570-008
1985-75	Block-Side	-	1-9/16"	4	555-029	565-029	-	570-009
1985-75	Camshaft	-	1-59/64" SC	1	555-075	-	-	570-012
1985-75	Cylinder Head	-	1-1/8"	4	555-019	565-019	-	570-005
1985-75	Cylinder Head	-	1-1/8" SC	4	555-020	565-020	-	570-005
1985-75	Cylinder Head	-	1-7/32"	4	555-022	-	-	570-006
1985-75	Oil Gallery	-	1"	AR	555-017	565-017	-	570-004
1985-75	Oil Gallery	-	19/32"	1	555-009	-	-	-
1985-75	Oil Gallery	-	5/8" SC	2	555-011	565-011	-	-
1985-75	Oil Gallery Pipe	-	1/4" Pipe	1	-	490-075	-	-
1985-75	Oil Gallery Pipe	-	1/4" Pipe	2	090-026	-	-	-
1985-75	Oil Gallery Pipe	-	1/4" Pipe	AR	090-068	-	-	-
1985-75	Oil Gallery Pipe	-	3/8" Pipe	1	090-028	-	-	-
V6 - 3.8 (231 CID) - 3,A,B,C								
1988-86	Engine Kit	wo/Balance Shaft; For blocks with 1-1/2" Plugs			557-019	567-019	-	-
1988-86	Block Pipe	wo/Balance Shaft	1/4" Pipe	1	-	490-071	-	-
1988-86	Block Pipe	wo/Balance Shaft	1/8" Pipe	AR	090-070	-	-	-
1988-86	Block-Rear	wo/Balance Shaft	1-1/8"	4	555-019	565-019	-	570-005
1988-86	Block-Rear	wo/Balance Shaft	1-7/32"	AR	555-022	-	-	570-006
1988-86	Block-Side	wo/Balance Shaft	1-1/2" SC	4	555-077	565-077	-	570-008
1988-86	Block-Side	wo/Balance Shaft	1-9/16"	4	555-029	565-029	-	570-009

Expansion Plugs Applications (continued)



Make/ Engine/Years	Location	Description	Size	Qty	Dorman Steel	Dorman Brass	Dorman Copper	Dorman Rubber
OLDSMOBILE (continued)								
V6 - 3.8 (231 CID) - 3.A,B,C (continued)								
1988-86	Camshaft	wo/Balance Shaft	1-61/64" SC	1	555-109	-	-	570-012
1988-86	Cylinder Head	wo/Balance Shaft	1-1/8"	4	555-019	565-019	-	570-005
1988-86	Cylinder Head	wo/Balance Shaft	1-1/8" SC	4	555-020	565-020	-	570-005
1988-86	Cylinder Head	wo/Balance Shaft	1-7/32"	4	555-022	-	-	570-006
1988-86	Oil Gallery	wo/Balance Shaft	1"	AR	555-017	565-017	-	570-004
1988-86	Oil Gallery	wo/Balance Shaft	19/32"	1	555-009	-	-	-
1988-86	Oil Gallery	wo/Balance Shaft	5/8" SC	2	555-011	565-011	-	-
1988-86	Oil Gallery Pipe	wo/Balance Shaft	1/4" Pipe	AR	090-068	-	-	-
1988-86	Oil Gallery Pipe	wo/Balance Shaft	3/8" Pipe	1	090-028	-	-	-
1988-86	Oil Gallery Pipe	wo/Balance Shaft	1/4" Pipe	2	090-026	-	-	-
1988-86	Oil Gallery Pipe	wo/Balance Shaft	1/4" Pipe	1	-	490-075	-	-
V6 - 4.1 (252 CID) - 4								
1984-81	Engine Kit	For blocks with 1-1/2" Plugs			557-019	567-019	-	-
1984-81	Block Pipe	-	1/4" Pipe	1	-	490-071	-	-
1984-81	Block Pipe	-	1/8" Pipe	AR	090-070	-	-	-
1984-81	Block-Rear	-	1-1/8"	4	555-019	565-019	-	570-005
1984-81	Block-Rear	-	1-7/32"	4	555-022	-	-	570-006
1984-81	Block-Side	-	1-1/2" SC	4	555-077	565-077	-	570-008
1984-81	Block-Side	-	1-9/16"	4	555-029	565-029	-	570-009
1984-81	Camshaft	-	1-59/64" SC	1	555-075	-	-	570-012
1984-81	Camshaft	-	1-61/64" SC	1	555-109	-	-	570-012
1984-81	Cylinder Head	-	1-1/8"	4	555-019	565-019	-	570-005
1984-81	Cylinder Head	-	1-7/32"	4	555-022	-	-	570-006
1984-81	Oil Gallery	-	1"	AR	555-017	565-017	-	570-004
1984-81	Oil Gallery	-	5/8" SC	2	555-011	565-011	-	-
1984-81	Oil Gallery	-	19/32"	1	555-009	-	-	-
1984-81	Oil Gallery Pipe	-	1/4" Pipe	1	-	490-075	-	-
1984-81	Oil Gallery Pipe	-	1/4" Pipe	2	090-026	-	-	-
1984-81	Oil Gallery Pipe	-	1/4" Pipe	AR	090-068	-	-	-
1984-81	Oil Gallery Pipe	-	3/8" Pipe	1	090-028	-	-	-
V6 - 4.3 (260 CID) - T,V								
1985-82	Engine Kit	Diesel			557-025	567-025	-	-
1985-82	Block-Side	Diesel	1-1/2"	6	555-028	565-028	568-009	570-008
1985-82	Block-Side	Diesel	1-1/2" SC	6	555-077	565-077	-	570-008
1985-82	Block-Side	Diesel	1-61/64" SC	6	555-109	-	-	570-012
1985-82	Cylinder Head	Diesel	1-1/4"	4	555-023	565-023	568-007	570-006
1985-82	Oil Gallery	Diesel	29/32" (0.925")	1	555-015	565-015	-	570-004
1985-82	Oil Gallery	Diesel	29/32" (0.914")	1	555-113	-	-	570-004
1985-82	Oil Gallery Pipe	Diesel	3/8" Pipe	1	090-077	-	-	-
V6 - 4.3 (262 CID)								
2001-94	Engine Kit	-			NA	-	-	-
2001-94	Block	-	41.5mm	8	555-030	565-030	568-010	570-009
2001-94	Block Pipe	-	1/4" Pipe	3	090-067	-	-	-
2001-94	Camshaft	-	2-7/64"	1	555-170	-	-	-
2001-94	Cylinder Head Pipe	-	1/4" Pipe	1	090-122	-	-	-
2001-94	Cylinder Head Pipe	-	3/8" Pipe	AR	090-019	-	-	-
2001-94	Oil Gallery	-	21/32"	3	555-167	-	-	-
2001-94	Oil Gallery-Front	-	15/32"	1	555-090	-	-	-
1993-91	Engine Kit	-			NA	-	-	-
1993-91	Block	-	41.5mm	8	555-030	565-030	568-010	570-009
1993-91	Block Pipe	-	1/4" Pipe	1	090-122	-	-	-
1993-91	Camshaft	-	2-7/64"	1	555-170	-	-	-
1993-91	Cylinder Head Pipe	-	3/8" Pipe	AR	090-019	-	-	-
1993-91	Cylinder Head Pipe	-	1/4" Pipe	1	090-122	-	-	-
1993-91	Oil Gallery	-	21/32"	3	555-167	-	-	-
1993-91	Oil Gallery-Front	-	15/32"	1	555-172	-	-	-
V8 - 4.0 (244 CID)								
2003-95	Engine Kit	-			NA	-	-	-
2003-95	Cylinder Head	-	1-1/4" SC	2	555-024	565-024	568-007	570-006
2003-95	Cylinder Head Pipe	-	1/4" Pipe	1	090-026	-	-	-
2003-95	Cylinder Head Pipe	-	1/8" Pipe	1	090-119	-	-	-
2003-95	Cylinder Head Pipe	-	1/8" Pipe	2	090-065	-	-	-
V8 - 4.3 (260 CID)								
1982-75	Engine Kit	-			557-025	567-025	-	-
1982-75	Block	-	1-1/2"	6	555-028	565-028	568-009	570-008
1982-75	Block	-	1-1/2" SC	6	555-077	565-077	-	570-008
1982-75	Camshaft	-	2-3/32"	1	555-085	-	-	-
1982-75	Camshaft	-	2-3/32" SC	1	555-049	565-049	-	570-014
1982-75	Camshaft	-	2-7/64"	1	555-080	-	-	570-014
1982-75	Cylinder Head	-	1-1/4"	4	555-023	565-023	568-007	570-006
1982-75	Oil Gallery	-	29/32" (0.914")	1	555-113	-	-	570-004
1982-75	Oil Gallery	-	29/32" (0.925")	1	555-015	565-015	-	570-004
1982-75	Oil Gallery Pipe	-	1/2" Pipe	AR	090-022	-	-	-
1982-75	Oil Gallery Pipe	-	11/16"-16	1	090-069	-	-	-
1982-75	Oil Gallery Pipe	-	3/8" Pipe	1	090-077	-	-	-
1982-75	Oil Gallery Pipe	-	3/8" Pipe	2	090-028	-	-	-
1982-75	Oil Gallery Pipe	-	3/8" Pipe	AR	-	490-072	-	-
V8 - 4.4 (267 CID) - J								
1982	Engine Kit	-			557-001	567-001	-	-
1982	Block	-	1-5/8"	8	555-030	565-030	568-010	570-009
1982	Block-Drain Pipe	-	1/4" Pipe	2	-	490-075	-	-



Expansion Plugs Applications (continued)

Expansion Plug Applications

8

Make/ Engine/Years	Location	Description	Size	Qty	Dorman Steel	Dorman Brass	Dorman Copper	Dorman Rubber
OLDSMOBILE (continued)								
V8 - 4.4 (267 CID) - J (continued)								
1982	Camshaft	-	2-7/64"	1	555-080	-	-	570-014
1982	Camshaft	-	2-3/32" SC	1	555-049	565-049	-	570-014
1982	Camshaft	-	2-3/32"	1	555-085	-	-	-
1982	Oil Gallery	-	1/2"	3	555-005	565-005	-	-
1982	Oil Gallery Pipe	-	1/4" Pipe	6	090-026	-	-	-
1982	Oil Gallery Pipe	-	1/4" Pipe	AR	090-067	-	-	-
1982	Oil Gallery Pipe	-	1/4" Pipe	AR	090-068	-	-	-
1982	Oil Gallery Pipe	-	1/4" Pipe	AR	090-071	-	-	-
1982	Oil Gallery Pipe	-	1/8" Pipe	AR	090-070	-	-	-
V8 - 4.9 (301 CID)								
1979	Engine Kit	-	-	-	557-016	567-016	-	-
1979	Block	-	1-61/64"	8	555-041	565-041	-	570-012
1979	Camshaft	-	2-3/64" SC	1	555-047	565-047	-	570-014
1979	Cylinder Head	-	1-3/8"	4	555-025	565-025	568-008	570-007
1979	Cylinder Head	-	1-3/16"	1	555-086	-	-	570-006
1979	Oil Gallery	-	15/16"	1	555-016	565-016	-	570-004
1979	Oil Gallery	-	9/16"	2	555-008	565-008	-	-
1979	Oil Gallery Pipe	-	3/8" Pipe	2	090-028	-	-	-
V8 - 5.0 (305 CID)								
1992-77	Engine Kit	-	-	-	557-001	567-001	-	-
1992-77	Block	-	1-5/8"	2	555-030	565-030	568-010	570-009
1992-77	Block-Drain Pipe	-	1/4" Pipe	2	-	490-075	-	-
1992-77	Camshaft	-	2-3/32"	1	555-085	-	-	-
1992-77	Camshaft	-	2-3/32" SC	1	555-049	565-049	-	570-014
1992-77	Camshaft	-	2-7/64"	1	555-080	-	-	570-014
1992-77	Oil Gallery	-	1/2"	3	555-005	565-005	-	-
1992-77	Oil Gallery Pipe	-	1/4" Pipe	6	090-026	-	-	-
1992-77	Oil Gallery Pipe	-	1/8" Pipe	AR	090-070	-	-	-
1992-77	Oil Gallery Pipe	-	1/4" Pipe	AR	090-071	-	-	-
1992-77	Oil Gallery Pipe	-	1/4" Pipe	AR	090-068	-	-	-
1992-77	Oil Gallery Pipe	-	1/4" Pipe	AR	090-067	-	-	-
V8 - 5.0 (307 CID)								
1990-80	Engine Kit	-	-	-	557-025	567-025	-	-
1990-80	Block	-	1-1/2"	6	555-028	565-028	568-009	570-008
1990-80	Block	-	1-1/2" SC	6	555-077	565-077	-	570-008
1990-80	Camshaft	-	2-3/32"	1	555-085	-	-	-
1990-80	Camshaft	-	2-3/32" SC	1	555-049	565-049	-	570-014
1990-80	Camshaft	-	2-7/64"	1	555-080	-	-	570-014
1990-80	Cylinder Head	-	1-1/4"	4	555-023	565-023	568-007	570-006
1990-80	Oil Gallery	-	29/32" (0.914")	1	555-113	-	-	570-004
1990-80	Oil Gallery	-	29/32" (0.925")	1	555-015	565-015	-	570-004
1990-80	Oil Gallery Pipe	-	1/2" Pipe	AR	090-022	-	-	-
1990-80	Oil Gallery Pipe	-	3/8" Pipe	AR	-	490-072	-	-
1990-80	Oil Gallery Pipe	-	3/8" Pipe	2	090-028	-	-	-
1990-80	Oil Gallery Pipe	-	11/16"-16	1	090-069	-	-	-
1990-80	Oil Gallery Pipe	-	3/8" Pipe	1	090-077	-	-	-
V8 - 5.7 (350 CID)								
1971-68	Engine Kit	-	-	-	557-001	567-001	-	-
1971-68	Block	-	1-5/8"	8	555-030	565-030	568-010	570-009
1971-68	Camshaft	-	2-3/32"	1	555-085	-	-	-
1971-68	Camshaft	-	2-3/32" SC	1	555-049	565-049	-	570-014
1971-68	Camshaft	-	2-7/64"	1	555-080	-	-	570-014
1971-68	Oil Gallery	-	1/2"	3	555-005	565-005	-	-
1971-68	Oil Gallery Pipe	-	1/4" Pipe	5	090-026	-	-	-
V8 - 5.7 (350 CID) - 7								
1992	Engine Kit	-	-	-	NA	-	-	-
1992	Block	-	1-5/8"	8	555-030	565-030	568-010	570-009
1992	Block	-	15/32"	1	555-172	-	-	-
1992	Camshaft	-	2-7/64"	AR	555-170	-	-	-
1992	Cylinder Head Pipe	-	3/8" Pipe	1	090-019	-	-	-
1992	Oil Gallery	-	1/2"	3	555-005	565-005	-	-
1992	Oil Gallery	-	15/32"	1	555-172	-	-	-
1992	Oil Gallery	-	9/16"	2	555-171	-	-	-
1992	Oil Gallery Pipe	-	1/4" Pipe	2	090-067	-	-	-
1992	Oil Gallery Pipe	-	1/4" Pipe	2	090-122	-	-	-
V8 - 5.7 (350 CID) - G								
1977	Engine Kit	-	-	-	557-001	567-001	-	-
1977	Block	-	1-5/8"	8	555-030	565-030	568-010	570-009
1977	Camshaft	-	2-3/32" SC	1	555-049	565-049	-	570-014
1977	Camshaft	-	2-7/64"	1	555-080	-	-	570-014
1977	Camshaft	-	2-3/32"	1	555-085	-	-	-
1977	Oil Gallery	-	1/2"	3	555-005	565-005	-	-
1977	Oil Gallery Pipe	-	1/4" Pipe	5	090-026	-	-	-
V8 - 5.7 (350 CID) - H								
1977-72	Engine Kit	-	-	-	557-019	567-019	-	-
1977-72	Block	-	1-1/2"	6	555-028	565-028	568-009	570-008
1977-72	Block	-	1-1/2" SC	6	555-077	565-077	-	570-008
1977-72	Camshaft	-	1-59/64" SC	1	555-075	-	-	570-012
1977-72	Cylinder Head	-	1-1/8"	4	555-019	565-019	-	570-005
1977-72	Cylinder Head	-	1-7/32"	AR	555-022	-	-	570-006
1977-72	Oil Gallery	-	19/32"	2	555-009	-	-	-

Expansion Plugs Applications (continued)



Make/ Engine/Years	Location	Description	Size	Qty	Dorman Steel	Dorman Brass	Dorman Copper	Dorman Rubber
OLDSMOBILE (continued)								
V8 - 5.7 (350 CID) - H (continued)								
1977-72	Oil Gallery	-	5/8" SC	AR	555-011	565-011	-	-
1977-72	Oil Gallery Pipe	-	1/4" Pipe	2	090-026	-	-	-
V8 - 5.7 (350 CID) - J								
1976-75	Engine Kit	-	-	-	557-019	567-019	-	-
1976-75	Block	-	1-1/2"	6	555-028	565-028	568-009	570-008
1976-75	Block	-	1-1/2" SC	6	555-077	565-077	-	570-008
1976-75	Camshaft	-	1-59/64" SC	1	555-075	-	-	570-012
1976-75	Cylinder Head	-	2-3/8"	4	555-019	565-019	-	570-005
1976-75	Cylinder Head	-	1-7/32"	AR	555-022	-	-	570-006
1976-75	Oil Gallery	-	19/32"	2	555-009	-	-	-
1976-75	Oil Gallery	-	5/8" SC	AR	555-011	565-011	-	-
1976-75	Oil Gallery Pipe	-	1/4" Pipe	2	090-026	-	-	-
V8 - 5.7 (350 CID) - K								
1975-72	Engine Kit	-	-	-	557-001	567-001	-	-
1975-72	Block	-	1-5/8"	8	555-030	565-030	568-010	570-009
1975-72	Camshaft	-	2-7/64"	1	555-080	-	-	570-014
1975-72	Camshaft	-	2-3/32"	1	555-085	-	-	-
1975-72	Camshaft	-	2-3/32" SC	1	555-049	565-049	-	570-014
1975-72	Oil Gallery	-	1/2"	3	555-005	565-005	-	-
1975-72	Oil Gallery Pipe	-	1/4" Pipe	5	090-026	-	-	-
V8 - 5.7 (350 CID) - L								
1979-77	Engine Kit	-	-	-	557-001	567-001	-	-
1979-77	Block	-	1-5/8"	8	555-030	565-030	568-010	570-009
1979-77	Camshaft	-	2-3/32"	1	555-085	-	-	-
1979-77	Camshaft	-	2-3/32" SC	1	555-049	565-049	-	570-014
1979-77	Camshaft	-	2-7/64"	1	555-080	-	-	570-014
1979-77	Oil Gallery	-	1/2"	3	555-005	565-005	-	-
1979-77	Oil Gallery Pipe	-	1/4" Pipe	5	090-026	-	-	-
V8 - 5.7 (350 CID) - M								
1974	Engine Kit	-	-	-	557-001	567-001	-	-
1974	Block	-	1-5/8"	8	555-030	565-030	568-010	570-009
1974	Camshaft	-	2-7/64"	1	555-080	-	-	570-014
1974	Camshaft	-	2-3/32"	1	555-085	-	-	-
1974	Camshaft	-	2-3/32" SC	1	555-049	565-049	-	570-014
1974	Oil Gallery	-	1/2"	3	555-005	565-005	-	-
1974	Oil Gallery Pipe	-	1/4" Pipe	5	090-026	-	-	-
V8 - 5.7 (350 CID) - N								
1985-78	Engine Kit	Diesel	-	-	557-025	567-025	-	-
1985-78	Block	Diesel	1-1/2"	6	555-028	565-028	568-009	570-008
1985-78	Block	Diesel	1-1/2" SC	6	555-077	565-077	-	570-008
1985-78	Camshaft	Diesel	2-3/32"	1	555-085	-	-	-
1985-78	Camshaft	Diesel	2-3/32" SC	1	555-049	565-049	-	570-014
1985-78	Camshaft	Diesel	2-7/64"	1	555-080	-	-	570-014
1985-78	Cylinder Head	Diesel	1-1/4"	4	555-023	565-023	568-007	570-006
1985-78	Oil Gallery	Diesel	29/32" (0.914")	1	555-113	-	-	570-004
1985-78	Oil Gallery	Diesel	29/32" (0.925")	1	555-015	565-015	-	570-004
1985-78	Oil Gallery Pipe	Diesel	11/16"-16	1	090-069	-	-	-
1985-78	Oil Gallery Pipe	Diesel	3/8" Pipe	AR	-	490-072	-	-
1985-78	Oil Gallery Pipe	Diesel	3/8" Pipe	1	090-077	-	-	-
1985-78	Oil Gallery Pipe	Diesel	1/2" Pipe	AR	090-022	-	-	-
1985-78	Oil Gallery Pipe	Diesel	3/8" Pipe	2	090-028	-	-	-
V8 - 5.7 (350 CID) - R								
1980-76	Engine Kit	-	-	-	557-025	567-025	-	-
1980-76	Block	-	1-1/2"	6	555-028	565-028	568-009	570-008
1980-76	Block	-	1-1/2" SC	6	555-077	565-077	-	570-008
1980-76	Camshaft	-	2-3/32"	1	555-085	-	-	-
1980-76	Camshaft	-	2-3/32" SC	1	555-049	565-049	-	570-014
1980-76	Camshaft	-	2-7/64"	1	555-080	-	-	570-014
1980-76	Cylinder Head	-	1-1/4"	4	555-023	565-023	568-007	570-006
1980-76	Oil Gallery	-	29/32" (0.925")	1	555-015	565-015	-	570-004
1980-76	Oil Gallery	-	29/32" (0.914")	1	555-113	-	-	570-004
1980-76	Oil Gallery Pipe	-	3/8" Pipe	AR	-	490-072	-	-
1980-76	Oil Gallery Pipe	-	3/8" Pipe	2	090-028	-	-	-
1980-76	Oil Gallery Pipe	-	1/2" Pipe	AR	090-022	-	-	-
1980-76	Oil Gallery Pipe	-	11/16"-16	1	090-069	-	-	-
1980-76	Oil Gallery Pipe	-	3/8" Pipe	1	090-077	-	-	-
V8 - 6.6 (400 CID)								
1975	Engine Kit	-	-	-	557-016	567-016	-	-
1975	Block	-	1-61/64"	8	555-041	565-041	-	570-012
1975	Camshaft	-	2-3/64" SC	1	555-047	565-047	-	570-014
1975	Cylinder Head	-	1-3/16"	1	555-086	-	-	570-006
1975	Cylinder Head	-	1-3/8"	4	555-025	565-025	568-008	570-007
1975	Oil Gallery	-	15/16"	1	555-016	565-016	-	570-004
1975	Oil Gallery	-	9/16"	2	555-008	565-008	-	-
1975	Oil Gallery Pipe	-	3/8" Pipe	2	090-028	-	-	-
V8 - 6.6 (403 CID)								
1979-77	Engine Kit	-	-	-	557-025	567-025	-	-
1979-77	Block	-	1-1/2"	6	555-028	565-028	568-009	570-008
1979-77	Block	-	1-1/2" SC	6	555-077	565-077	-	570-008
1979-77	Camshaft	-	2-3/32"	1	555-085	-	-	-
1979-77	Camshaft	-	2-3/32" SC	1	555-049	565-049	-	570-014



Expansion Plugs Applications (continued)

Make/ Engine/Years	Location	Description	Size	Qty	Dorman Steel	Dorman Brass	Dorman Copper	Dorman Rubber
OLDSMOBILE (continued)								
V8 - 6.6 (403 CID) (continued)								
1979-77	Camshaft	-	2-7/64"	1	555-080	-	-	570-014
1979-77	Cylinder Head	-	1-1/4"	4	555-023	565-023	568-007	570-006
1979-77	Oil Gallery	-	29/32" (0.914")	1	555-113	-	-	570-004
1979-77	Oil Gallery	-	29/32" (0.925")	1	555-015	565-015	-	570-004
1979-77	Oil Gallery Pipe	-	3/8" Pipe	AR	-	490-072	-	-
1979-77	Oil Gallery Pipe	-	1/2" Pipe	AR	090-022	-	-	-
1979-77	Oil Gallery Pipe	-	11/16"-16	1	090-069	-	-	-
1979-77	Oil Gallery Pipe	-	3/8" Pipe	1	090-077	-	-	-
1979-77	Oil Gallery Pipe	-	3/8" Pipe	2	090-028	-	-	-
V8 - 7.5 (455 CID)								
1976-68	Engine Kit	-	-	-	557-025	567-025	-	-
1976-68	Block	-	1-1/2" SC	6	555-077	565-077	-	570-008
1976-68	Block	-	1-1/2"	6	555-028	565-028	568-009	570-008
1976-68	Camshaft	-	2-3/32"	1	555-085	-	-	-
1976-68	Camshaft	-	2-3/32" SC	1	555-049	565-049	-	570-014
1976-68	Camshaft	-	2-7/64"	1	555-080	-	-	570-014
1976-68	Cylinder Head	-	1-1/4"	4	555-023	565-023	568-007	570-006
1976-68	Oil Gallery	-	19/32"	1	555-009	-	-	-
1976-68	Oil Gallery	-	29/32" (0.914")	1	555-113	-	-	570-004
1976-68	Oil Gallery	-	29/32" (0.925")	1	555-015	565-015	-	570-004
1976-68	Oil Gallery Pipe	-	11/16"-16	1	090-069	-	-	-
1976-68	Oil Gallery Pipe	-	3/8" Pipe	AR	-	490-072	-	-
1976-68	Oil Gallery Pipe	-	3/8" Pipe	1	090-077	-	-	-
1976-68	Oil Gallery Pipe	-	1/2" Pipe	AR	090-022	-	-	-
1976-68	Oil Gallery Pipe	-	3/8" Pipe	2	090-028	-	-	-
OPEL								
L4 - 1.8 (1816cc)								
1979-76	Engine Kit	-	-	-	557-045	567-045	-	-
1979-76	Block	-	1-1/4" SC	7	555-024	565-024	568-007	570-006
1979-76	Block-Rear	-	1-1/2"	1	555-027	565-027	-	-
1979-76	Block-Side	-	1-3/8"	3	555-025	565-025	568-008	570-007
1979-76	Block-Side	-	35mm	3	555-093	565-093	-	570-007
1979-76	Cylinder Head	-	1-49/64"	1	555-036	565-036	-	570-011
PLYMOUTH								
L4 - 1.4 (1410cc)								
1984-79	Engine Kit	Colt, Vista, Champ, Arrow	-	-	NA	-	-	-
1984-79	Block	Colt, Vista, Champ, Arrow	35mm	8	555-093	565-093	-	570-007
1984-79	Block Pipe	Colt, Vista, Champ, Arrow	3/8" Pipe	1	090-130	-	-	-
1984-79	Block Pipe	Colt, Vista, Champ, Arrow	1/4" Pipe	1	090-122	-	-	-
1984-79	Cylinder Head	Colt, Vista, Champ, Arrow	35mm	1	555-093	565-093	-	570-007
1984-79	Cylinder Head Pipe	Colt, Vista, Champ, Arrow	1/16" Pipe	4	090-073	-	-	-
1984-79	Cylinder Head Pipe	Colt, Vista, Champ, Arrow	1/4" Pipe	2	090-124	-	-	-
1984-79	Cylinder Head Pipe	Colt, Vista, Champ, Arrow	1/8" Pipe	2	090-117	-	-	-
L4 - 1.5 (1468cc)								
1994-85	Engine Kit	Colt, Vista, Champ, Arrow	-	-	557-066	567-066	-	-
1994-85	Block	Colt, Vista, Champ, Arrow	35mm	8	555-093	565-093	-	570-007
1994-85	Block Pipe	Colt, Vista, Champ, Arrow	1/4" Pipe	1	090-122	-	-	-
1994-85	Block Pipe	Colt, Vista, Champ, Arrow	3/8" Pipe	1	090-130	-	-	-
1994-85	Cylinder Head	Colt, Vista, Champ, Arrow	35mm	2	555-093	565-093	-	570-007
1994-85	Cylinder Head Pipe	Colt, Vista, Champ, Arrow	1/8" Pipe	2	090-117	-	-	-
1994-85	Cylinder Head Pipe	Colt, Vista, Champ, Arrow	1/16" Pipe	4	090-073	-	-	-
1994-85	Cylinder Head Pipe	Colt, Vista, Champ, Arrow	1/4" Pipe	2	090-124	-	-	-
L4 - 1.5 (1498cc)								
1973-71	Engine Kit	Cricket	-	-	NA	-	-	-
1973-71	Block	Cricket	35mm	7	555-093	565-093	-	570-007
1973-71	Cylinder Head	Cricket	40.8mm	1	555-095	565-095	-	570-009
L4 - 1.6 (1597cc)								
1990-89	Engine Kit	Colt (Inc.Turbo)	-	-	NA	-	-	-
1990-89	Block	Colt (Inc.Turbo)	1-25/32"	1	555-156	-	-	-
1990-89	Block	Colt (Inc.Turbo)	35mm	7	555-093	565-093	-	570-007
1990-89	Block Pipe	Colt (Inc.Turbo)	1/16" Pipe	1	090-120	-	-	-
1990-89	Block Pipe	Colt (Inc.Turbo)	3/8" Pipe	1	090-130	-	-	-
1990-89	Cylinder Head	Colt (Inc.Turbo)	40.8mm	1	555-095	565-095	-	570-009
1990-89	Cylinder Head Pipe	Colt (Inc.Turbo)	1/8" Pipe	1	090-117	-	-	-
1990-89	Cylinder Head Pipe	Colt (Inc.Turbo)	1/8" Pipe	1	090-128	-	-	-
1990-89	Cylinder Head Pipe	Colt (Inc.Turbo)	22mm Pipe	1	090-131	-	-	-
1988-85	Engine Kit	Colt (Turbo)	-	-	NA	-	-	-
1988-85	Block	Colt (Turbo)	35mm	7	555-093	565-093	-	570-007
1988-85	Block Pipe	Colt (Turbo)	3/8" Pipe	9	090-130	-	-	-
1988-85	Cylinder Head	Colt (Turbo)	40.8mm	1	555-095	565-095	-	570-009
1988-85	Cylinder Head Pipe	Colt (Turbo)	1/16" Pipe	1	090-073	-	-	-
1988-85	Cylinder Head Pipe	Colt (Turbo)	1/4" Pipe	3	090-124	-	-	-
1984-76	Engine Kit	Arrow, Champ, Colt, Sapporo	-	-	557-043	567-043	-	-
1984-76	Block	Arrow, Champ, Colt, Sapporo	1-3/8"	7	555-025	565-025	568-008	570-007
1984-76	Block	Arrow, Champ, Colt, Sapporo	35mm	7	555-093	565-093	-	570-007
1984-76	Oil Gallery	Arrow, Champ, Colt, Sapporo	9/16"	2	555-092	-	-	-
L4 - 1.6 (97 CID)								
1986-83	Engine Kit	Horizon	-	-	NA	-	-	-
1986-83	Block	Horizon	35mm	7	555-093	565-093	-	570-007
1986-83	Block Pipe	Horizon	3/8" Pipe	1	090-130	-	-	-
1986-83	Block Pipe	Horizon	1/16" Pipe	1	090-120	-	-	-

Expansion Plugs Applications (continued)



Make/ Engine/Years	Location	Description	Size	Qty	Dorman Steel	Dorman Brass	Dorman Copper	Dorman Rubber
PLYMOUTH (continued)								
L4 - 1.6 (97 CID) (continued)								
1986-83	Cylinder Head	Horizon	40.8mm	1	555-095	565-095	-	570-009
1986-83	Cylinder Head Pipe	Horizon	22mm Pipe	1	090-131	-	-	-
1986-83	Cylinder Head Pipe	Horizon	1/8" Pipe	1	090-117	-	-	-
L4 - 1.7 (105 CID)								
1983-78	Engine Kit	Horizon			557-039	567-039	-	-
1983-78	Block	Horizon	36.5mm	3	555-103	565-103	-	570-008
1983-78	Cylinder Head	Horizon	1" SC	1	555-091	-	-	570-004
1983-78	Cylinder Head	Horizon	25mm	1	555-097	565-097	-	570-004
1983-78	Cylinder Head	Horizon	61/64"	1	555-125	-	-	570-004
1983-78	Intermediate Shaft	Horizon	36.5mm	1	555-103	565-103	-	570-008
L4 - 1.8 (1754cc)								
1994-93	Engine Kit	Laser			NA	-	-	-
1994-93	Block	Laser	35mm	7	555-093	565-093	-	570-007
1994-93	Block Pipe	Laser	3/8" Pipe	1	090-130	-	-	-
1994-93	Block Pipe	Laser	1/8" Pipe	1	090-128	-	-	-
1994-93	Block Pipe	Laser	1/16" Pipe	1	090-120	-	-	-
1994-93	Cylinder Head	Laser	40.8mm	1	555-095	565-095	-	570-009
1994-93	Cylinder Head Pipe	Laser	1/16" Pipe	1	090-073	-	-	-
1994-93	Cylinder Head Pipe	Laser	1/4" Pipe	1	090-124	-	-	-
1992-90	Engine Kit	Laser			NA	-	-	-
1992-90	Block	Laser	35mm	7	555-093	565-093	-	570-007
1992-90	Block Pipe	Laser	1/16" Pipe	1	090-120	-	-	-
1992-90	Block Pipe	Laser	1/8" Pipe	1	090-128	-	-	-
1992-90	Block Pipe	Laser	3/8" Pipe	1	090-130	-	-	-
1992-90	Cylinder Head	Laser	35mm	1	555-093	565-093	-	570-007
1992-90	Cylinder Head Pipe	Laser	1/16" Pipe	1	090-073	-	-	-
1992-90	Cylinder Head Pipe	Laser	1/4" Pipe	1	090-124	-	-	-
L4 - 1.8 (1834cc)								
1994-89	Engine Kit	Colt, Vista			557-073	567-073	-	-
1994-89	Block	Colt, Vista	35mm	9	555-093	565-093	-	570-007
1994-89	Block Pipe	Colt, Vista	1/4" Pipe	2	090-122	-	-	-
1994-89	Cylinder Head	Colt, Vista	35mm	1	555-093	565-093	-	570-007
1994-89	Cylinder Head Pipe	Colt, Vista	1/4" Pipe	1	090-124	-	-	-
L4 - 2.0 (122 CID)								
2001-95	Engine Kit	Breeze, Neon			NA	-	-	-
2001-95	Block	Breeze, Neon	1-3/8"	4	555-025	565-025	568-008	570-007
2001-95	Block	Breeze, Neon	39/64"	1	555-067	-	-	-
2001-95	Cylinder Head	Breeze, Neon	1-1/4" SC	2	555-024	565-024	568-007	570-006
2001-95	Cylinder Head	Breeze, Neon	7/16" SC	6	555-003	-	-	-
1994-90	Engine Kit	Laser, w/Turbo			NA	-	-	-
1994-90	Engine Kit	Laser,wo/Turbo			557-068	-	-	-
1994-90	Block	Laser, w/Turbo	35mm	7	555-093	565-093	-	570-007
1994-90	Block	Laser,wo/Turbo	35mm	9	555-093	565-093	-	570-007
1994-90	Block Pipe	Laser, w/Turbo	3/8" Pipe	1	090-130	-	-	-
1994-90	Block Pipe	Laser, w/Turbo	1/16" Pipe	2	090-120	-	-	-
1994-90	Block Pipe	Laser,wo/Turbo	1/16" Pipe	2	090-120	-	-	-
1994-90	Block Pipe	Laser,wo/Turbo	3/8" Pipe	1	090-130	-	-	-
1994-90	Cylinder Head	Laser, w/Turbo	35mm	1	555-093	565-093	-	570-007
1994-90	Cylinder Head	Laser, w/Turbo	40.8mm	2	555-095	565-095	-	570-009
1994-90	Cylinder Head	Laser,wo/Turbo	35mm	1	555-093	565-093	-	570-007
1994-90	Cylinder Head Pipe	Laser, w/Turbo	1/8" Pipe	9	090-117	-	-	-
1994-90	Cylinder Head Pipe	Laser, w/Turbo	22mm Pipe	3	090-131	-	-	-
1994-90	Cylinder Head Pipe	Laser,wo/Turbo	1/8" Pipe	9	090-117	-	-	-
1994-90	Cylinder Head Pipe	Laser,wo/Turbo	22mm Pipe	3	090-131	-	-	-
L4 - 2.0 (2000cc)								
1991-84	Engine Kit	Vista			NA	-	-	-
1991-84	Block	Vista	35mm	9	555-093	565-093	-	570-007
1991-84	Block	Vista	40.8mm	9	555-095	565-095	-	570-009
1991-84	Block Pipe	Vista	1/8" Pipe	1	090-128	-	-	-
1991-84	Block Pipe	Vista	3/8" Pipe	1	090-130	-	-	-
1991-84	Block Pipe	Vista	1/16" Pipe	2	090-120	-	-	-
1991-84	Cylinder Head	Vista	35mm	1	555-093	565-093	-	570-007
1991-84	Cylinder Head	Vista	40.8mm	1	555-095	565-095	-	570-009
1991-84	Cylinder Head Pipe	Vista	1/8" Pipe	9	090-117	-	-	-
1978-76	Engine Kit	Arrow			557-047	-	-	-
1978-76	Block	Arrow	40.8mm	3	555-095	565-095	-	570-009
1978-76	Cylinder Head	Arrow	28mm	4	555-117	-	-	570-005
1978-76	Cylinder Head	Arrow	40.8mm	1	555-095	565-095	-	570-009
1978-76	Cylinder Head	Arrow	50mm	3	555-094	-	-	570-012
L4 - 2.2 (135 CID)								
1994-81	Engine Kit	-			557-056	-	-	-
1994-81	Block	-	1-5/8"	5	555-030	565-030	568-010	570-009
1994-81	Block (.065 OS)	-	1-45/64"	1	555-032	565-032	-	570-010
1994-81	Block-Drain Pipe	-	1/4" Pipe	1	090-026	-	-	-
1994-81	Cylinder Head	-	1-1/4" SC	2	555-024	565-024	568-007	570-006
1994-81	Cylinder Head	-	1-5/8"	1	555-030	565-030	568-010	570-009
1994-81	Cylinder Head (.065 OS)	-	45/64"	2	555-082	-	-	-
1994-81	Cylinder Head Pipe	-	3/8" Pipe	AR	090-028	-	-	-
1994-81	Oil Gallery-Block	-	39/64"	2	555-067	-	-	-
1994-81	Oil Gallery-Block (.065 OS)	-	45/64"	2	555-082	-	-	-
1994-81	Oil Gallery-Head	-	39/64"	2	555-067	-	-	-



Expansion Plugs Applications (continued)

Expansion Plug Applications

8

Make/ Engine/Years	Location	Description	Size	Qty	Dorman Steel	Dorman Brass	Dorman Copper	Dorman Rubber
PLYMOUTH (continued)								
L4 - 2.2 (135 CID) (continued)								
1994-81	Oil Gallery-Head (.065 OS)	-	45/64"	2	555-082	-	-	-
L4 - 2.4 (148 CID)								
2000-96	Engine Kit	-			NA	-	-	-
2000-96	Block	-	1-21/64" SC	2	555-072	565-072	-	570-007
2000-96	Block	-	1-41/64"	2	555-149	-	-	-
2000-96	Cylinder Head	-	1-1/4" SC	2	555-024	565-024	568-007	570-006
L4 - 2.4 (2351cc)								
1994-92	Engine Kit	Colt, Vista			NA	-	-	-
1994-92	Block	Colt, Vista	35mm	7	555-093	565-093	-	570-007
1994-92	Block	Colt, Vista	40.8mm	2	555-095	565-095	-	570-009
1994-92	Block Pipe	Colt, Vista	1/16" Pipe	2	090-120	-	-	-
1994-92	Block Pipe	Colt, Vista	1/2" Pipe	1	090-002	-	-	-
1994-92	Block Pipe	Colt, Vista	3/8" Pipe	1	090-130	-	-	-
1994-92	Cylinder Head	Colt, Vista	35mm	2	555-093	565-093	-	570-007
1994-92	Cylinder Head Pipe	Colt, Vista	1/8" Pipe	9	090-117	-	-	-
L4 - 2.5 (153 CID)								
1995	Engine Kit	-			557-056	-	-	-
1995	Block	-	1-5/8"	5	555-030	565-030	568-010	570-009
1995	Block (.065 OS)	-	1-45/64"	1	555-032	565-032	-	570-010
1995	Block-Drain Pipe	-	1/4" Pipe	1	090-026	-	-	-
1995	Cylinder Head	-	1-1/4" SC	2	555-024	565-024	568-007	570-006
1995	Cylinder Head (.065 OS)	-	45/64"	2	555-082	-	-	-
1995	Cylinder Head Pipe	-	3/8" Pipe	AR	090-028	-	-	-
1995	Oil Gallery-Block	-	39/64"	2	555-067	-	-	-
1995	Oil Gallery-Block (.065 OS)	-	45/64"	2	555-082	-	-	-
1995	Oil Gallery-Head	-	39/64"	2	555-067	-	-	-
1995	Oil Gallery-Head (.065 OS)	-	45/64"	2	555-082	-	-	-
1994-93	Engine Kit	Acclaim			557-056	-	-	-
1994-93	Engine Kit	Exc.Acclaim			557-056	-	-	-
1994-93	Block	Acclaim	1-5/8"	5	555-030	565-030	568-010	570-009
1994-93	Block	Acclaim	2-9/64" SC	1	555-076	-	-	570-016
1994-93	Block	Acclaim	1-49/64"	3	555-152	-	-	-
1994-93	Block	Exc.Acclaim	1-5/8"	5	555-030	565-030	568-010	570-009
1994-93	Block (.065 OS)	Acclaim	1-45/64"	1	555-032	565-032	-	570-010
1994-93	Block (.065 OS)	Exc.Acclaim	1-45/64"	1	555-032	565-032	-	570-010
1994-93	Block-Drain Pipe	Acclaim	1/4" Pipe	1	090-026	-	-	-
1994-93	Block-Drain Pipe	Exc.Acclaim	1/4" Pipe	1	090-026	-	-	-
1994-93	Cylinder Head	Acclaim	1-1/4" SC	2	555-024	565-024	568-007	570-006
1994-93	Cylinder Head	Acclaim	2"	1	555-069	565-069	568-012	570-012
1994-93	Cylinder Head	Acclaim	7/8"	4	555-014	565-014	-	570-004
1994-93	Cylinder Head	Exc.Acclaim	1-1/4" SC	2	555-024	565-024	568-007	570-006
1994-93	Cylinder Head (.065 OS)	Acclaim	45/64"	2	555-082	-	-	-
1994-93	Cylinder Head (.065 OS)	Exc.Acclaim	45/64"	2	555-082	-	-	-
1994-93	Cylinder Head Pipe	Acclaim	3/8" Pipe	AR	090-028	-	-	-
1994-93	Cylinder Head Pipe	Exc.Acclaim	3/8" Pipe	AR	090-028	-	-	-
1994-93	Oil Gallery-Block	Acclaim	39/64"	2	555-067	-	-	-
1994-93	Oil Gallery-Block	Exc.Acclaim	39/64"	2	555-067	-	-	-
1994-93	Oil Gallery-Block (.065 OS)	Acclaim	45/64"	2	555-082	-	-	-
1994-93	Oil Gallery-Block (.065 OS)	Exc.Acclaim	45/64"	2	555-082	-	-	-
1994-93	Oil Gallery-Head	Acclaim	39/64"	2	555-067	-	-	-
1994-93	Oil Gallery-Head	Exc.Acclaim	39/64"	2	555-067	-	-	-
1994-93	Oil Gallery-Head (.065 OS)	Acclaim	45/64"	2	555-082	-	-	-
1994-93	Oil Gallery-Head (.065 OS)	Exc.Acclaim	45/64"	2	555-082	-	-	-
1992-86	Engine Kit	-			557-056	-	-	-
1992-86	Block	-	1-5/8"	5	555-030	565-030	568-010	570-009
1992-86	Block (.065 OS)	-	1-45/64"	1	555-032	565-032	-	570-010
1992-86	Block-Drain Pipe	-	1/4" Pipe	1	090-026	-	-	-
1992-86	Cylinder Head	-	1-1/4" SC	2	555-024	565-024	568-007	570-006
1992-86	Cylinder Head (.065 OS)	-	45/64"	2	555-082	-	-	-
1992-86	Cylinder Head Pipe	-	3/8" Pipe	AR	090-028	-	-	-
1992-86	Oil Gallery-Block	-	39/64"	2	555-067	-	-	-
1992-86	Oil Gallery-Block (.065 OS)	-	45/64"	2	555-082	-	-	-
1992-86	Oil Gallery-Head	-	39/64"	2	555-067	-	-	-
1992-86	Oil Gallery-Head (.065 OS)	-	45/64"	2	555-082	-	-	-
L4 - 2.6 (156 CID)								
1987	Engine Kit	-			NA	-	-	-
1987	Block	-	27/32"	1	555-189	-	-	-
1987	Block	-	28mm	4	555-117	-	-	570-005
1987	Block	-	40.8mm	3	555-095	565-095	-	570-009
1987	Block	-	50mm	3	555-094	-	-	570-012
1987	Block Pipe	-	1/4" Pipe	1	090-122	-	-	-
1987	Block Pipe	-	3/8" Pipe	1	090-130	-	-	-
1987	Block Pipe	-	1/8" Pipe	1	090-117	-	-	-
1987	Cylinder Head	-	40.8mm	1	555-095	565-095	-	570-009
1987	Cylinder Head Pipe	-	1/16" Pipe	1	090-073	-	-	-
1987	Cylinder Head Pipe	-	1/4" Pipe	1	090-123	-	-	-
1986-78	Engine Kit	-			557-049	-	-	-
1986-78	Block	-	27/32"	1	555-189	-	-	-
1986-78	Block	-	28mm	4	555-117	-	-	570-005
1986-78	Block	-	40.8mm	3	555-095	565-095	-	570-009
1986-78	Block	-	50mm	3	555-094	-	-	570-012

Expansion Plugs Applications (continued)



Make/ Engine/Years	Location	Description	Size	Qty	Dorman Steel	Dorman Brass	Dorman Copper	Dorman Rubber
PLYMOUTH (continued)								
L4 - 2.6 (156 CID) (continued)								
1986-78	Block Pipe	-	1/4" Pipe	1	090-075	-	-	-
1986-78	Cylinder Head	-	40.8mm	1	555-095	565-095	-	570-009
1986-78	Cylinder Head Pipe	-	1/16" Pipe	1	090-073	-	-	-
1986-78	Cylinder Head Pipe	-	1/4" Pipe	1	090-075	-	-	-
1986-78	Oil Gallery Pipe	-	3/8" Pipe	1	090-028	-	-	-
1986-78	Oil Gallery Pipe	-	1/8" Pipe	1	090-074	-	-	-
L6 - 3.2 (198 CID)								
1974-70	Engine Kit	-	-	-	557-015	567-015	-	-
1974-70	Block	-	1-41/64"	5	555-068	565-068	-	570-010
1974-70	Block (.065 OS)	-	1-45/64" SC	AR	555-033	565-033	-	570-010
1974-70	Camshaft	-	2-9/64"	1	555-065	-	-	570-016
1974-70	Oil Gallery Pipe	-	3/8" Pipe	2	090-028	-	-	-
1974-70	Rocker Arm Shaft	-	39/64"	4	555-067	-	-	-
L6 - 3.7 (225 CID)								
1983-60	Engine Kit	-	-	-	557-015	567-015	-	-
1983-60	Block	-	1-41/64"	5	555-068	565-068	-	570-010
1983-60	Block (.065 OS)	-	1-45/64" SC	AR	555-033	565-033	-	570-010
1983-60	Camshaft	-	2-9/64"	1	555-065	-	-	570-016
1983-60	Oil Gallery Pipe	-	3/8" Pipe	2	090-028	-	-	-
1983-60	Rocker Arm Shaft	-	39/64"	4	555-067	-	-	-
V6 - 3.0 (181 CID)								
2000-87	Engine Kit	-	-	-	NA	-	-	-
2000-87	Block	-	1" SC	5	555-091	-	-	570-004
2000-87	Block	-	35mm	2	555-093	565-093	-	570-007
2000-87	Block	-	41.5mm	1	555-087	-	-	570-009
2000-87	Block Pipe	-	1/4" Pipe	2	090-075	-	-	-
2000-87	Block Pipe	-	1/8" Pipe	2	090-074	-	-	-
2000-87	Block Pipe	-	3/8" Pipe	1	090-028	-	-	-
2000-87	Cylinder Head	-	35mm	2	555-093	565-093	-	570-007
2000-87	Cylinder Head Pipe	-	1/4" Pipe	2	090-075	-	-	-
2000-87	Cylinder Head Pipe	-	1/16" Pipe	2	090-073	-	-	-
2000-87	Oil Pump Pipe	-	3/8" Pipe	1	090-028	-	-	-
V6 - 3.3 (201 CID)								
2000-94	Engine Kit	-	-	-	NA	-	-	-
2000-94	Block	-	1-41/64"	8	555-149	-	-	-
2000-94	Block (.065 OS)	-	1-11/16"	1	555-151	-	-	-
2000-94	Camshaft	-	2-9/32"	1	555-124	-	-	570-017
2000-94	Cylinder Head	-	1-1/4" SC	4	555-024	565-024	568-007	570-006
2000-94	Oil Gallery-Block	-	39/64"	5	555-067	-	-	-
2000-94	Oil Gallery-Block (OS)	-	5/8"	2	555-137	-	-	-
2000-94	Rocker Arm Shaft	-	39/64"	4	555-067	-	-	-
1993-90	Engine Kit	-	-	-	NA	-	-	-
1993-90	Block	-	1-41/64"	8	555-149	-	-	-
1993-90	Block	-	1-5/8"	8	555-030	565-030	568-010	570-009
1993-90	Block (.065 OS)	-	1-11/16"	1	555-151	-	-	-
1993-90	Camshaft	-	2-9/32"	1	555-124	-	-	570-017
1993-90	Cylinder Head	-	1-1/4" SC	4	555-024	565-024	568-007	570-006
1993-90	Oil Gallery-Block	-	39/64"	5	555-067	-	-	-
1993-90	Oil Gallery-Block (OS)	-	5/8"	2	555-137	-	-	-
1993-90	Rocker Arm Shaft	-	39/64"	4	555-067	-	-	-
V6 - 3.5 (215 CID)								
1997	Engine Kit	-	-	-	557-070	-	-	-
1997	Block	-	1-41/64"	8	555-149	-	-	-
1997	Block	-	39/64"	5	555-067	-	-	-
1997	Block	-	5/8"	8	555-137	-	-	-
1997	Cylinder Head	-	1-1/4" SC	2	555-024	565-024	568-007	570-006
1997	Rocker Arm Shaft	-	7/16" SC	4	555-003	-	-	-
V6 - 3.5 (215 CID) - G								
2001-99	Block	-	1-41/64"	AR	555-149	-	-	-
2001-99	Block (.065 OS)	-	1-11/16"	AR	555-151	-	-	-
2001-99	Cylinder Head	-	1-1/4" SC	4	555-024	565-024	568-007	570-006
2001-99	Oil Gallery-Block	-	39/64"	3	555-067	-	-	-
V6 - 3.8 (230 CID)								
1999-94	Engine Kit	-	-	-	NA	-	-	-
1999-94	Block	-	1-41/64"	8	555-149	-	-	-
1999-94	Block	-	45/64"	1	555-082	-	-	-
1999-94	Block (.065 OS)	-	1-11/16"	1	555-151	-	-	-
1999-94	Camshaft	-	2-9/32"	1	555-124	-	-	570-017
1999-94	Cylinder Head	-	1-1/4" SC	4	555-024	565-024	568-007	570-006
1999-94	Oil Gallery-Block	-	39/64"	5	555-067	-	-	-
1999-94	Oil Gallery-Block (OS)	-	5/8"	2	555-137	-	-	-
1999-94	Rocker Arm Shaft	-	39/64"	4	555-067	-	-	-
1995-94	Engine Kit	-	-	-	NA	-	-	-
1995-94	Block	-	1-41/64"	8	555-149	-	-	-
1995-94	Block (.065 OS)	-	1-11/16"	1	555-151	-	-	-
1995-94	Camshaft	-	2-9/32"	1	555-124	-	-	570-017
1995-94	Cylinder Head	-	1-1/4" SC	4	555-024	565-024	568-007	570-006
1995-94	Oil Gallery-Block	-	39/64"	5	555-067	-	-	-
1995-94	Oil Gallery-Block (OS)	-	5/8"	2	555-137	-	-	-
1995-94	Rocker Arm Shaft	-	39/64"	4	555-067	-	-	-



Expansion Plugs Applications (continued)

Expansion Plug Applications

8

Make/ Engine/Years	Location	Description	Size	Qty	Dorman Steel	Dorman Brass	Dorman Copper	Dorman Rubber
PLYMOUTH (continued)								
V8 - 5.2 (318 CID)								
1989-85	Engine Kit	-			557-014	567-014	-	-
1989-85	Block	-	1-1/4" SC	1	555-024	565-024	568-007	570-006
1989-85	Block	-	1-45/64"	AR	555-032	565-032	-	570-010
1989-85	Block	-	1-5/8"	9	555-030	565-030	568-010	570-009
1989-85	Block Pipe	-	1/2" Pipe	1	090-022	-	-	-
1989-85	Block-Drain Pipe	-	1/4" Pipe	2	090-026	-	-	-
1989-85	Camshaft	-	1-57/64"	1	555-123	-	-	570-011
1989-85	Camshaft	-	1-7/8"	1	550-027	-	-	570-012
1989-85	Cylinder Head	-	1-1/4" SC	4	555-024	565-024	568-007	570-006
1989-85	Intake Manifold Pipe	-	3/8" Pipe	AR	090-028	-	-	-
1989-85	Oil Gallery Pipe	-	1/2" Pipe	3	090-022	-	-	-
1989-85	Oil Gallery Pipe	-	1/4" Pipe	2	090-026	-	-	-
1989-85	Oil Gallery Pipe	-	3/8" Pipe	6	090-028	-	-	-
1989-85	Oil Pump Pipe	-	3/8" Pipe	1	090-028	-	-	-
1989-85	Rocker Arm Shaft	-	39/64"	4	555-067	-	-	-
1984-83	Engine Kit	-			557-014	567-014	-	-
1984-83	Block	-	1-1/4" SC	AR	555-024	565-024	568-007	570-006
1984-83	Block	-	1-45/64" SC	AR	555-033	565-033	-	570-010
1984-83	Block	-	1-5/8"	AR	555-030	565-030	568-010	570-009
1984-83	Block Pipe	-	1/2" Pipe	1	090-022	-	-	-
1984-83	Block-Drain Pipe	-	1/4" Pipe	2	090-026	-	-	-
1984-83	Camshaft	-	1-57/64"	1	555-123	-	-	570-011
1984-83	Camshaft	-	1-7/8"	1	550-027	-	-	570-012
1984-83	Cylinder Head	-	1-1/4" SC	AR	555-024	565-024	568-007	570-006
1984-83	Intake Manifold Pipe	-	3/8" Pipe	AR	090-028	-	-	-
1984-83	Oil Gallery Pipe	-	1/2" Pipe	3	090-022	-	-	-
1984-83	Oil Gallery Pipe	-	1/4" Pipe	2	090-026	-	-	-
1984-83	Oil Gallery Pipe	-	3/8" Pipe	6	090-028	-	-	-
1984-83	Oil Pump Pipe	-	3/8" Pipe	1	090-028	-	-	-
1984-83	Rocker Arm Shaft	-	39/64"	4	555-067	-	-	-
1982-80	Engine Kit	-			557-014	567-014	-	-
1982-80	Block	-	1-45/64" SC	AR	555-033	565-033	-	570-010
1982-80	Block	-	1-41/64"	AR	555-068	565-068	-	570-010
1982-80	Block Pipe	-	1/2" Pipe	1	090-022	-	-	-
1982-80	Block-Drain Pipe	-	1/4" Pipe	2	090-026	-	-	-
1982-80	Camshaft	-	1-57/64"	1	555-123	-	-	570-011
1982-80	Camshaft	-	1-7/8"	1	550-027	-	-	570-012
1982-80	Cylinder Head	-	1-21/64" SC	AR	555-072	565-072	-	570-007
1982-80	Intake Manifold Pipe	-	3/8" Pipe	AR	090-028	-	-	-
1982-80	Oil Gallery Pipe	-	1/2" Pipe	3	090-022	-	-	-
1982-80	Oil Gallery Pipe	-	1/4" Pipe	2	090-026	-	-	-
1982-80	Oil Gallery Pipe	-	3/8" Pipe	6	090-028	-	-	-
1982-80	Oil Pump Pipe	-	3/8" Pipe	1	090-028	-	-	-
1982-80	Rocker Arm Shaft	-	39/64"	4	555-067	-	-	-
1979-75	Engine Kit	-			557-014	567-014	-	-
1979-75	Block	-	1-21/64" SC	1	555-072	565-072	-	570-007
1979-75	Block	-	1-45/64" SC	AR	555-033	565-033	-	570-010
1979-75	Block	-	1-41/64"	AR	555-068	565-068	-	570-010
1979-75	Block Pipe	-	1/2" Pipe	1	090-022	-	-	-
1979-75	Block-Drain Pipe	-	1/4" Pipe	2	090-026	-	-	-
1979-75	Camshaft	-	1-57/64"	1	555-123	-	-	570-011
1979-75	Camshaft	-	1-7/8"	1	550-027	-	-	570-012
1979-75	Camshaft	-	9/16"	2	555-135	-	-	-
1979-75	Cylinder Head	-	1-21/64" SC	4	555-072	565-072	-	570-007
1979-75	Intake Manifold Pipe	-	3/8" Pipe	AR	090-028	-	-	-
1979-75	Oil Gallery Pipe	-	1/2" Pipe	3	090-022	-	-	-
1979-75	Oil Gallery Pipe	-	1/4" Pipe	2	090-026	-	-	-
1979-75	Oil Gallery Pipe	-	3/8" Pipe	6	090-028	-	-	-
1979-75	Oil Gallery-Block	-	9/16"	2	555-008	565-008	-	-
1979-75	Oil Pump Pipe	-	3/8" Pipe	1	090-028	-	-	-
1979-75	Rocker Arm Shaft	-	39/64"	4	555-067	-	-	-
1974	Engine Kit	-			557-014	567-014	-	-
1974	Block	-	1-1/4" SC	1	555-024	565-024	568-007	570-006
1974	Block	-	1-41/64"	AR	555-068	565-068	-	570-010
1974	Block	-	1-45/64" SC	AR	555-033	565-033	-	570-010
1974	Block Pipe	-	1/2" Pipe	1	090-022	-	-	-
1974	Block-Drain Pipe	-	1/4" Pipe	2	090-026	-	-	-
1974	Camshaft	-	1-57/64"	1	555-123	-	-	570-011
1974	Camshaft	-	1-7/8"	1	550-027	-	-	570-012
1974	Camshaft	-	9/16"	2	555-135	-	-	-
1974	Cylinder Head	-	1-1/4" SC	4	555-024	565-024	568-007	570-006
1974	Intake Manifold Pipe	-	3/8" Pipe	AR	090-028	-	-	-
1974	Oil Gallery Pipe	-	3/8" Pipe	6	090-028	-	-	-
1974	Oil Gallery Pipe	-	1/4" Pipe	2	090-026	-	-	-
1974	Oil Gallery Pipe	-	1/2" Pipe	3	090-022	-	-	-
1974	Oil Gallery-Block	-	9/16"	2	555-008	565-008	-	-
1974	Oil Pump Pipe	-	3/8" Pipe	1	090-028	-	-	-
1974	Rocker Arm Shaft	-	39/64"	4	555-067	-	-	-
1973	Engine Kit	-			557-014	567-014	-	-
1973	Block	-	1-41/64"	AR	555-068	565-068	-	570-010
1973	Block Pipe	-	1/2" Pipe	1	090-022	-	-	-

Expansion Plugs Applications (continued)



Make/ Engine/Years	Location	Description	Size	Qty	Dorman Steel	Dorman Brass	Dorman Copper	Dorman Rubber
PLYMOUTH (continued)								
V8 - 5.2 (318 CID) (continued)								
1973	Block-Drain Pipe	-	1/4" Pipe	2	090-026	-	-	-
1973	Camshaft	-	1-57/64"	1	555-123	-	-	570-011
1973	Camshaft	-	1-7/8"	1	550-027	-	-	570-012
1973	Cylinder Head	-	1-1/4" SC	4	555-024	565-024	568-007	570-006
1973	Intake Manifold Pipe	-	3/8" Pipe	AR	090-028	-	-	-
1973	Oil Gallery Pipe	-	1/4" Pipe	2	090-026	-	-	-
1973	Oil Gallery Pipe	-	3/8" Pipe	6	090-028	-	-	-
1973	Oil Gallery Pipe	-	1/2" Pipe	3	090-022	-	-	-
1973	Oil Gallery-Block	-	9/16"	2	555-008	565-008	-	-
1973	Oil Pump Pipe	-	3/8" Pipe	1	090-028	-	-	-
1973	Rocker Arm Shaft	-	39/64"	4	555-067	-	-	-
1972-71	Engine Kit	-	-	-	557-014	567-014	-	-
1972-71	Block	-	1-1/4" SC	1	555-024	565-024	568-007	570-006
1972-71	Block	-	1-41/64"	AR	555-068	565-068	-	570-010
1972-71	Block	-	1-45/64" SC	AR	555-033	565-033	-	570-010
1972-71	Block Pipe	-	1/2" Pipe	1	090-022	-	-	-
1972-71	Block-Drain Pipe	-	1/4" Pipe	2	090-026	-	-	-
1972-71	Camshaft	-	1-57/64"	1	555-123	-	-	570-011
1972-71	Camshaft	-	1-7/8"	1	550-027	-	-	570-012
1972-71	Cylinder Head	-	1-1/4" SC	4	555-024	565-024	568-007	570-006
1972-71	Intake Manifold Pipe	-	3/8" Pipe	AR	090-028	-	-	-
1972-71	Oil Gallery Pipe	-	1/2" Pipe	3	090-022	-	-	-
1972-71	Oil Gallery Pipe	-	1/4" Pipe	2	090-026	-	-	-
1972-71	Oil Gallery Pipe	-	3/8" Pipe	6	090-028	-	-	-
1972-71	Oil Gallery-Block	-	9/16"	2	555-008	565-008	-	-
1972-71	Oil Pump Pipe	-	3/8" Pipe	1	090-028	-	-	-
1972-71	Rocker Arm Shaft	-	39/64"	4	555-067	-	-	-
1970-67	Engine Kit	-	-	-	557-014	567-014	-	-
1970-67	Block	-	1-41/64"	AR	555-068	565-068	-	570-010
1970-67	Block	-	1-45/64" SC	AR	555-033	565-033	-	570-010
1970-67	Block	-	1-1/4" SC	1	555-024	565-024	568-007	570-006
1970-67	Block Pipe	-	1/2" Pipe	1	090-022	-	-	-
1970-67	Block-Drain Pipe	-	1/4" Pipe	2	090-026	-	-	-
1970-67	Camshaft	-	1-57/64"	1	555-123	-	-	570-011
1970-67	Camshaft	-	1-7/8"	1	550-027	-	-	570-012
1970-67	Cylinder Head	-	1-1/4" SC	4	555-024	565-024	568-007	570-006
1970-67	Intake Manifold Pipe	-	3/8" Pipe	AR	090-028	-	-	-
1970-67	Oil Gallery Pipe	-	1/2" Pipe	3	090-022	-	-	-
1970-67	Oil Gallery Pipe	-	1/4" Pipe	2	090-026	-	-	-
1970-67	Oil Gallery Pipe	-	3/8" Pipe	6	090-028	-	-	-
1970-67	Oil Pump Pipe	-	3/8" Pipe	1	090-028	-	-	-
1970-67	Rocker Arm Shaft	-	39/64"	4	555-067	-	-	-
V8 - 5.6 (340 CID)								
1973	Engine Kit	-	-	-	557-014	567-014	-	-
1973	Block	-	1-45/64" SC	AR	555-033	565-033	-	570-010
1973	Block	-	1-41/64"	AR	555-068	565-068	-	570-010
1973	Block	-	1-21/64" SC	1	555-072	565-072	-	570-007
1973	Block Pipe	-	1/2" Pipe	1	090-022	-	-	-
1973	Block-Drain Pipe	-	1/4" Pipe	2	090-026	-	-	-
1973	Camshaft	-	1-57/64"	1	555-123	-	-	570-011
1973	Camshaft	-	1-7/8"	1	550-027	-	-	570-012
1973	Intake Manifold Pipe	-	3/8" Pipe	AR	090-028	-	-	-
1973	Oil Gallery Pipe	-	1/2" Pipe	3	090-022	-	-	-
1973	Oil Gallery Pipe	-	1/4" Pipe	2	090-026	-	-	-
1973	Oil Gallery Pipe	-	3/8" Pipe	6	090-028	-	-	-
1973	Oil Gallery-Block	-	9/16"	2	555-008	565-008	-	-
1973	Oil Pump Pipe	-	3/8" Pipe	1	090-028	-	-	-
1973	Rocker Arm Shaft	-	39/64"	4	555-067	-	-	-
1972-71	Engine Kit	-	-	-	557-014	567-014	-	-
1972-71	Block	-	1-1/4" SC	1	555-024	565-024	568-007	570-006
1972-71	Block	-	1-41/64"	AR	555-068	565-068	-	570-010
1972-71	Block	-	1-45/64" SC	AR	555-033	565-033	-	570-010
1972-71	Block Pipe	-	1/2" Pipe	1	090-022	-	-	-
1972-71	Block-Drain Pipe	-	1/4" Pipe	2	090-026	-	-	-
1972-71	Camshaft	-	1-57/64"	1	555-123	-	-	570-011
1972-71	Camshaft	-	1-7/8"	1	550-027	-	-	570-012
1972-71	Cylinder Head	-	1-1/4" SC	4	555-024	565-024	568-007	570-006
1972-71	Intake Manifold Pipe	-	3/8" Pipe	AR	090-028	-	-	-
1972-71	Oil Gallery Pipe	-	1/4" Pipe	2	090-026	-	-	-
1972-71	Oil Gallery Pipe	-	1/2" Pipe	3	090-022	-	-	-
1972-71	Oil Gallery Pipe	-	3/8" Pipe	6	090-028	-	-	-
1972-71	Oil Gallery-Block	-	9/16"	2	555-008	565-008	-	-
1972-71	Oil Pump Pipe	-	3/8" Pipe	1	090-028	-	-	-
1972-71	Rocker Arm Shaft	-	39/64"	4	555-067	-	-	-
1970	Engine Kit	-	-	-	557-014	567-014	-	-
1970	Block	-	1-1/4" SC	1	555-024	565-024	568-007	570-006
1970	Block	-	1-41/64"	AR	555-068	565-068	-	570-010
1970	Block	-	1-45/64" SC	AR	555-033	565-033	-	570-010
1970	Block Pipe	-	1/2" Pipe	1	090-022	-	-	-
1970	Block-Drain Pipe	-	1/4" Pipe	2	090-026	-	-	-
1970	Camshaft	-	1-57/64"	1	555-123	-	-	570-011

Expansion Plugs Applications (continued)



Make/ Engine/Years	Location	Description	Size	Qty	Dorman Steel	Dorman Brass	Dorman Copper	Dorman Rubber
PLYMOUTH (continued)								
V8 - 5.6 (340 CID) (continued)								
1970	Camshaft	-	1-7/8"	1	550-027	-	-	570-012
1970	Cylinder Head	-	1-1/4" SC	4	555-024	565-024	568-007	570-006
1970	Intake Manifold Pipe	-	3/8" Pipe	AR	090-028	-	-	-
1970	Oil Gallery Pipe	-	1/2" Pipe	3	090-022	-	-	-
1970	Oil Gallery Pipe	-	1/4" Pipe	2	090-026	-	-	-
1970	Oil Gallery Pipe	-	3/8" Pipe	6	090-028	-	-	-
1970	Oil Pump Pipe	-	3/8" Pipe	1	090-028	-	-	-
1970	Rocker Arm Shaft	-	39/64"	4	555-067	-	-	-
V8 - 5.9 (360 CID)								
1980	Engine Kit	-	-	-	557-014	567-014	-	-
1980	Block	-	1-21/64" SC	1	555-072	565-072	-	570-007
1980	Block	-	1-45/64" SC	AR	555-033	565-033	-	570-010
1980	Block	-	1-41/64"	9	555-068	565-068	-	570-010
1980	Block Pipe	-	1/2" Pipe	1	090-022	-	-	-
1980	Block-Drain Pipe	-	1/4" Pipe	2	090-026	-	-	-
1980	Camshaft	-	1-57/64"	1	555-123	-	-	570-011
1980	Camshaft	-	1-7/8"	1	550-027	-	-	570-012
1980	Cylinder Head	-	1-21/64" SC	4	555-072	565-072	-	570-007
1980	Intake Manifold Pipe	-	3/8" Pipe	AR	090-028	-	-	-
1980	Oil Gallery Pipe	-	3/8" Pipe	6	090-028	-	-	-
1980	Oil Gallery Pipe	-	1/2" Pipe	3	090-022	-	-	-
1980	Oil Gallery Pipe	-	1/4" Pipe	2	090-026	-	-	-
1980	Oil Pump Pipe	-	3/8" Pipe	1	090-028	-	-	-
1980	Rocker Arm Shaft	-	39/64"	4	555-067	-	-	-
1979-75	Engine Kit	-	-	-	557-014	567-014	-	-
1979-75	Block	-	1-21/64" SC	1	555-072	565-072	-	570-007
1979-75	Block	-	1-41/64"	AR	555-068	565-068	-	570-010
1979-75	Block	-	1-45/64" SC	AR	555-033	565-033	-	570-010
1979-75	Block Pipe	-	1/2" Pipe	1	090-022	-	-	-
1979-75	Block-Drain Pipe	-	1/4" Pipe	2	090-026	-	-	-
1979-75	Camshaft	-	9/16"	2	555-135	-	-	-
1979-75	Camshaft	-	1-57/64"	1	555-123	-	-	570-011
1979-75	Camshaft	-	1-7/8"	1	550-027	-	-	570-012
1979-75	Cylinder Head	-	1-21/64" SC	4	555-072	565-072	-	570-007
1979-75	Intake Manifold Pipe	-	3/8" Pipe	AR	090-028	-	-	-
1979-75	Oil Gallery Pipe	-	1/2" Pipe	3	090-022	-	-	-
1979-75	Oil Gallery Pipe	-	1/4" Pipe	2	090-026	-	-	-
1979-75	Oil Gallery Pipe	-	3/8" Pipe	6	090-028	-	-	-
1979-75	Oil Gallery-Block	-	9/16"	2	555-008	565-008	-	-
1979-75	Oil Pump Pipe	-	3/8" Pipe	1	090-028	-	-	-
1979-75	Rocker Arm Shaft	-	39/64"	4	555-067	-	-	-
1974-71	Engine Kit	-	-	-	557-014	567-014	-	-
1974-71	Block	-	1-41/64"	AR	555-068	565-068	-	570-010
1974-71	Block	-	1-45/64" SC	AR	555-033	565-033	-	570-010
1974-71	Block	-	1-1/4" SC	1	555-024	565-024	568-007	570-006
1974-71	Block Pipe	-	1/2" Pipe	1	090-022	-	-	-
1974-71	Block-Drain Pipe	-	1/4" Pipe	2	090-026	-	-	-
1974-71	Camshaft	-	1-57/64"	1	555-123	-	-	570-011
1974-71	Camshaft	-	1-7/8"	1	550-027	-	-	570-012
1974-71	Camshaft	-	9/16"	2	555-135	-	-	-
1974-71	Cylinder Head	-	1-1/4" SC	4	555-024	565-024	568-007	570-006
1974-71	Intake Manifold Pipe	-	3/8" Pipe	AR	090-028	-	-	-
1974-71	Oil Gallery Pipe	-	3/8" Pipe	6	090-028	-	-	-
1974-71	Oil Gallery Pipe	-	1/2" Pipe	3	090-022	-	-	-
1974-71	Oil Gallery Pipe	-	1/4" Pipe	2	090-026	-	-	-
1974-71	Oil Gallery-Block	-	9/16"	2	555-008	565-008	-	-
1974-71	Oil Pump Pipe	-	3/8" Pipe	1	090-028	-	-	-
1974-71	Rocker Arm Shaft	-	39/64"	4	555-067	-	-	-
V8 - 6.3 (383 CID)								
1971-59	Engine Kit	-	-	-	557-015	567-015	-	-
1971-59	Block	-	1-41/64"	6	555-068	565-068	-	570-010
1971-59	Block (.065 OS)	-	1-45/64" SC	AR	555-033	565-033	-	570-010
1971-59	Camshaft	-	2-9/64"	1	555-065	-	-	570-016
1971-59	Cylinder Head	-	1" SC	AR	555-018	565-018	-	570-005
1971-59	Cylinder Head	-	1-1/4" SC	4	555-024	565-024	568-007	570-006
1971-59	Cylinder Head	-	1-21/64" SC	AR	555-072	565-072	-	570-007
1971-59	Oil Gallery Pipe	-	3/8" Pipe	8	090-028	-	-	-
1971-59	Rocker Arm Shaft	-	39/64"	4	555-067	-	-	-
V8 - 6.6 (400 CID)								
1978-73	Engine Kit	-	-	-	557-015	567-015	-	-
1978-73	Block	-	1-41/64"	6	555-068	565-068	-	570-010
1978-73	Block (.065 OS)	-	1-45/64" SC	AR	555-033	565-033	-	570-010
1978-73	Camshaft	-	2-9/64"	1	555-065	-	-	570-016
1978-73	Cylinder Head	-	1" SC	AR	555-018	565-018	-	570-005
1978-73	Cylinder Head	-	1-21/64" SC	AR	555-072	565-072	-	570-007
1978-73	Oil Gallery Pipe	-	3/8" Pipe	8	090-028	-	-	-
1978-73	Rocker Arm Shaft	-	39/64"	4	555-067	-	-	-
1972	Engine Kit	-	-	-	557-015	567-015	-	-
1972	Block	-	1-41/64"	6	555-068	565-068	-	570-010
1972	Block (.065 OS)	-	1-45/64" SC	AR	555-033	565-033	-	570-010
1972	Camshaft	-	2-9/64"	1	555-065	-	-	570-016

Expansion Plugs Applications (continued)



Make/ Engine/Years	Location	Description	Size	Qty	Dorman Steel	Dorman Brass	Dorman Copper	Dorman Rubber
PLYMOUTH (continued)								
V8 - 6.6 (400 CID) (continued)								
1972	Cylinder Head	-	1" SC	AR	555-018	565-018	-	570-005
1972	Cylinder Head	-	1-1/4" SC	4	555-024	565-024	568-007	570-006
1972	Cylinder Head	-	1-21/64" SC	AR	555-072	565-072	-	570-007
1972	Oil Gallery Pipe	-	3/8" Pipe	8	090-028	-	-	-
1972	Rocker Arm Shaft	-	39/64"	4	555-067	-	-	-
V8 - 7.0 (426 CID)								
1971-69	Engine Kit	-	-	-	557-015	567-015	-	-
1971-69	Block	-	1-41/64"	6	555-068	565-068	-	570-010
1971-69	Block (.065 OS)	-	1-45/64" SC	AR	555-033	565-033	-	570-010
1971-69	Camshaft	-	2-9/64"	1	555-065	-	-	570-016
1971-69	Cylinder Head	-	1-21/64" SC	AR	555-072	565-072	-	570-007
1971-69	Cylinder Head	-	1" SC	AR	555-018	565-018	-	570-005
1971-69	Cylinder Head	-	1-1/4" SC	4	555-024	565-024	568-007	570-006
1971-69	Oil Gallery Pipe	-	3/8" Pipe	8	090-028	-	-	-
1971-69	Rocker Arm Shaft	-	39/64"	4	555-067	-	-	-
V8 - 7.2 (440 CID)								
1978-69	Engine Kit	-	-	-	557-015	567-015	-	-
1978-69	Block	-	1-41/64"	6	555-068	565-068	-	570-010
1978-69	Block (.065 OS)	-	1-45/64" SC	AR	555-033	565-033	-	570-010
1978-69	Camshaft	-	2-9/64"	1	555-065	-	-	570-016
1978-69	Cylinder Head	-	1-21/64" SC	AR	555-072	565-072	-	570-007
1978-69	Cylinder Head	-	1" SC	AR	555-018	565-018	-	570-005
1978-69	Oil Gallery Pipe	-	3/8" Pipe	8	090-028	-	-	-
1978-69	Rocker Arm Shaft	-	39/64"	4	555-067	-	-	-
PONTIAC								
L4 - 1.6 (98 CID)								
1987-81	Engine Kit	T1000	-	-	557-044	567-044	-	-
1987-81	Block	T1000	34.3mm	7	555-104	565-104	-	570-007
1987-81	Camshaft	T1000	12.7mm	1	555-089	-	-	-
1987-81	Oil Gallery	T1000	14.7mm	1	555-088	-	-	-
L4 - 1.6 (98 CID) - 6								
1993-88	Engine Kit	Lemans	-	-	NA	-	-	-
1993-88	Block	Lemans	1-1/32"	1	555-166	-	-	-
1993-88	Block	Lemans	1-27/64"	AR	555-169	-	-	-
1993-88	Block	Lemans	28mm	1	555-117	-	-	570-005
1993-88	Cylinder Head	Lemans	1-1/32"	1	555-166	-	-	-
1993-88	Cylinder Head	Lemans	18.2mm	1	555-107	-	-	-
1993-88	Cylinder Head	Lemans	28mm	1	555-117	-	-	570-005
L4 - 1.8 (111 CID) - J								
1986-84	Engine Kit	Turbo	-	-	NA	-	-	-
1986-84	Block	Turbo	1-27/64"	AR	555-169	-	-	-
1986-84	Block	Turbo	34.3mm	4	555-104	565-104	-	570-007
L4 - 1.8 (112 CID) - 0								
1986-82	Engine Kit	-	-	-	557-064	567-064	-	-
1986-82	Block	-	1-27/64"	AR	555-169	-	-	-
1986-82	Block	-	34.3mm	4	555-104	565-104	-	570-007
1986-82	Block	-	42.3mm	4	555-110	-	-	570-010
1986-82	Cylinder Head	-	34.3mm	4	555-104	565-104	-	570-007
1986-82	Oil Gallery Pipe	-	3/8" Pipe	1	090-028	-	-	-
1986-82	Oil Gallery Pipe	-	1/8" Pipe	2	090-065	-	-	-
1986-82	Oil Gallery Pipe	-	1/4" Pipe	AR	090-067	-	-	-
L4 - 1.8 (112 CID) - G								
1982	Engine Kit	-	-	-	557-064	567-064	-	-
1982	Block	-	34.3mm	4	555-104	565-104	-	570-007
1982	Block	-	42.3mm	4	555-110	-	-	570-010
1982	Cylinder Head	-	34.3mm	4	555-104	565-104	-	570-007
1982	Oil Gallery Pipe	-	1/4" Pipe	AR	090-067	-	-	-
1982	Oil Gallery Pipe	-	1/8" Pipe	2	090-065	-	-	-
1982	Oil Gallery Pipe	-	3/8" Pipe	1	090-028	-	-	-
L4 - 2.0 (122 CID) - B								
1984-83	Engine Kit	-	-	-	557-064	567-064	-	-
1984-83	Block	-	34.3mm	4	555-104	565-104	-	570-007
1984-83	Block	-	42.3mm	4	555-110	-	-	570-010
1984-83	Cylinder Head	-	34.3mm	1	555-104	565-104	-	570-007
1984-83	Oil Gallery Pipe	-	1/4" Pipe	AR	090-067	-	-	-
1984-83	Oil Gallery Pipe	-	1/8" Pipe	2	090-065	-	-	-
1984-83	Oil Gallery Pipe	-	3/8" Pipe	1	090-028	-	-	-
L4 - 2.0 (122 CID) - H								
1994-92	Engine Kit	-	-	-	NA	-	-	-
1994-92	Block	-	1-27/64"	7	555-169	-	-	-
1994-92	Cylinder Head	-	1-1/32"	1	555-166	-	-	-
L4 - 2.0 (122 CID) - K								
1991-87	Engine Kit	-	-	-	NA	-	-	-
1991-87	Block	-	1-27/64"	AR	555-169	-	-	-
1991-87	Block	-	34.3mm	4	555-104	565-104	-	570-007
1991-87	Cylinder Head	-	15/16"	2	555-016	565-016	-	570-004
1991-87	Oil Gallery Pipe	-	1/4" Pipe	AR	090-067	-	-	-
1991-87	Oil Gallery Pipe	-	1/8" Pipe	2	090-065	-	-	-
1991-87	Oil Gallery Pipe	-	3/8" Pipe	1	090-028	-	-	-
L4 - 2.0 (122 CID) - M								
1990-87	Engine Kit	Turbo	-	-	NA	-	-	-



Expansion Plugs Applications (continued)

Expansion Plug Applications

8

Make/ Engine/Years	Location	Description	Size	Qty	Dorman Steel	Dorman Brass	Dorman Copper	Dorman Rubber
PONTIAC (continued)								
L4 - 2.0 (122 CID) - M (continued)								
1990-87	Block	Turbo	1-27/64"	AR	555-169	-	-	-
1990-87	Block	Turbo	34.3mm	4	555-104	565-104	-	570-007
1990-87	Oil Gallery Pipe	Turbo	3/8" Pipe	1	090-028	-	-	-
1990-87	Oil Gallery Pipe	Turbo	1/4" Pipe	AR	090-067	-	-	-
1990-87	Oil Gallery Pipe	Turbo	1/8" Pipe	2	090-065	-	-	-
L4 - 2.0 (122 CID) - P								
1986-83	Engine Kit	-	-	-	557-064	567-064	-	-
1986-83	Block	-	42.3mm	4	555-110	-	-	570-010
1986-83	Block	-	34.3mm	1	555-104	565-104	-	570-007
1986-83	Cylinder Head	-	34.3mm	1	555-104	565-104	-	570-007
1986-83	Oil Gallery Pipe	-	1/4" Pipe	AR	090-067	-	-	-
1986-83	Oil Gallery Pipe	-	1/8" Pipe	2	090-065	-	-	-
1986-83	Oil Gallery Pipe	-	3/8" Pipe	1	090-028	-	-	-
L4 - 2.2 (134 CID) - 4								
2002-95	Engine Kit	-	-	-	557-064	-	-	-
2002-95	Block	-	42.3mm	4	555-110	-	-	570-010
2002-95	Cylinder Head	-	34.3mm	1	555-104	565-104	-	570-007
2002-95	Oil Gallery Pipe	-	1/2" Pipe	2	090-092	-	-	-
2002-95	Oil Gallery Pipe	-	1/4" Pipe	1	090-122	-	-	-
2002-95	Oil Gallery Pipe	-	1/4" Pipe	1	090-026	-	-	-
L4 - 2.3 (138 CID) - D,3								
1995-89	Engine Kit	-	-	-	NA	-	-	-
1995-89	Block Pipe	-	1/4" Pipe	AR	090-067	-	-	-
1995-89	Cylinder Head	-	1"	1	555-017	565-017	-	570-004
1995-89	Cylinder Head	-	20mm	2	555-101	565-101	-	-
1995-89	Oil Gallery Pipe	-	1/4" Pipe	1	090-026	-	-	-
1995-89	Oil Gallery Pipe	-	1/8" Pipe	2	090-065	-	-	-
1995-89	Oil Gallery Pipe	-	3/8" Pipe	AR	-	490-072	-	-
1988	Engine Kit	-	-	-	NA	-	-	-
1988	Block Pipe	-	3/8" Pipe	3	090-028	-	-	-
1988	Camshaft	-	2-7/64"	1	555-080	-	-	570-014
1988	Cylinder Head	-	1"	1	555-017	565-017	-	570-004
1988	Cylinder Head	-	20mm	2	555-101	565-101	-	-
1988	Oil Gallery Pipe	-	1/4" Pipe	3	090-026	-	-	-
1988	Oil Gallery Pipe	-	1/8" Pipe	1	090-046	-	-	-
L4 - 2.3 (140 CID)								
1994-89	Engine Kit	-	-	-	NA	-	-	-
1994-89	Cylinder Head	-	1"	1	555-017	565-017	-	570-004
1994-89	Cylinder Head	-	20mm	2	555-101	565-101	-	-
1977-75	Engine Kit	Astre, Sunbird	-	-	NA	-	-	-
1977-75	Block	Astre, Sunbird	1-5/8"	1	555-030	565-030	568-010	570-009
1977-75	Block	Astre, Sunbird	9/16"	1	555-008	565-008	-	-
1977-75	Block (.010 OS)	Astre, Sunbird	19/32"	AR	555-009	-	-	-
L4 - 2.4 (146 CID) - T								
2002-96	Engine Kit	-	-	-	NA	-	-	-
2002-96	Block Pipe	-	1/4" Pipe	1	090-026	-	-	-
2002-96	Cylinder Head	-	1-1/4" SC	1	555-024	565-024	568-007	570-006
2002-96	Cylinder Head	-	3/4"	2	555-012	565-012	-	570-003
L4 - 2.5 (151 CID)								
1991-77	Engine Kit	-	-	-	557-042	567-042	-	-
1991-77	Block-Rear	-	1-61/64"	1	555-041	565-041	-	570-012
1991-77	Block-Side	-	41.5mm	3	555-087	-	-	570-009
1991-77	Camshaft	-	2-7/64"	1	555-080	-	-	570-014
1991-77	Cylinder Head	-	1-7/8"	1	555-038	565-038	-	570-012
1991-77	Cylinder Head	-	21.66mm	4	570-003	-	-	-
1991-77	Cylinder Head	-	41.5mm	1	555-087	-	-	570-009
1991-77	Oil Gallery	-	14.98mm H	1	555-114	-	-	-
1991-77	Oil Gallery	-	19/32"	2	555-009	-	-	-
1991-77	Oil Gallery Pipe	-	3/8" Pipe	1	090-028	-	-	-
L6 - 4.1 (250 CID)								
1976-68	Engine Kit	-	-	-	557-005	567-005	-	-
1976-68	Block-Rear	-	2-1/64"	1	555-045	565-045	-	570-014
1976-68	Block-Side	-	1-5/8"	3	555-030	565-030	568-010	570-009
1976-68	Camshaft	-	2-7/64"	1	555-080	-	-	570-014
1976-68	Camshaft	-	2-3/32"	1	555-085	-	-	-
1976-68	Camshaft	-	2-3/32" SC	1	555-049	565-049	-	570-014
1976-68	Cylinder Head	-	15/16"	3	555-016	565-016	-	570-004
1976-68	Oil Gallery	-	19/32"	1	555-009	-	-	-
1976-68	Oil Gallery Pipe	-	3/8" Pipe	1	090-028	-	-	-
V6 - 2.8 (173 CID)								
1989-79	Engine Kit	-	-	-	557-048	567-048	-	-
1989-79	Block	-	34.3mm	6	555-104	565-104	-	570-007
1989-79	Block	-	7/8"	1	555-014	565-014	-	570-004
1989-79	Block Pipe	-	1/4" Pipe	2	090-075	-	-	-
1989-79	Cylinder Head	-	1" SC	2	555-018	565-018	-	570-005
1989-79	Cylinder Head Pipe	-	1/4" Pipe	1	090-067	-	-	-
1989-79	Oil Gallery Pipe	-	1/4" Pipe	AR	090-068	-	-	-
1989-79	Oil Gallery Pipe	-	3/8" Pipe	1	090-028	-	-	-
1989-79	Oil Gallery Pipe	-	3/8" Pipe	1	090-019	-	-	-
1989-79	Oil Gallery Pipe	-	1/8" Pipe	2	090-070	-	-	-
1989-79	Oil Gallery Pipe	-	1/4" Pipe	AR	090-071	-	-	-

Expansion Plugs Applications (continued)



Make/ Engine/Years	Location	Description	Size	Qty	Dorman Steel	Dorman Brass	Dorman Copper	Dorman Rubber
PONTIAC (continued)								
V6 - 2.8 (173 CID) (continued)								
1989-79	Oil Gallery Pipe	-	1/4" Pipe	1	090-067	-	-	-
1989-79	Oil Gallery Pipe	-	1/8" Pipe	2	090-065	-	-	-
V6 - 3.0 (181 CID)								
1987-85	Engine Kit	-			NA	-	-	-
1987-85	Block	-	1-7/32"	AR	555-022	-	-	570-006
1987-85	Block-Rear	-	1-1/8"	4	555-019	565-019	-	570-005
1987-85	Block-Side	-	1-1/2" SC	4	555-077	565-077	-	570-008
1987-85	Block-Side	-	1-9/16"	4	555-029	565-029	-	570-009
1987-85	Camshaft	-	1-61/64" SC	1	555-109	-	-	570-012
1987-85	Cylinder Head	-	1-1/8"	4	555-019	565-019	-	570-005
1987-85	Oil Gallery	-	5/8" SC	AR	555-011	565-011	-	-
1987-85	Oil Gallery Pipe	-	1/8" Pipe	AR	090-070	-	-	-
V6 - 3.1 (189 CID) - D								
1995-90	Engine Kit	Trans Sport Van			NA	-	-	-
1995-90	Block	Trans Sport Van	34.3mm	6	555-104	565-104	-	570-007
1995-90	Block Pipe	Trans Sport Van	1/4" Pipe	3	090-122	-	-	-
1995-90	Camshaft	Trans Sport Van	2-7/64"	1	555-170	-	-	-
1995-90	Oil Gallery Pipe	Trans Sport Van	1/8" Pipe	2	090-070	-	-	-
1995-90	Oil Gallery Pipe	Trans Sport Van	3/8" Pipe	3	090-019	-	-	-
V6 - 3.1 (189 CID) - J								
2003-00	Block	-	34.3mm	1	555-104	565-104	-	570-007
2003-00	Cylinder Head	-	1" SC	AR	555-018	565-018	-	570-005
V6 - 3.1 (189 CID) - M								
1999-94	Engine Kit	-			NA	-	-	-
1999-94	Block	-	5/8"	1	555-168	-	-	-
1999-94	Block Pipe	-	1/4" Pipe	4	090-067	-	-	-
1999-94	Block Pipe	-	1/8" Pipe	1	090-070	-	-	-
1999-94	Block Pipe	-	3/8" Pipe	1	090-019	-	-	-
1999-94	Camshaft	-	2-7/64"	1	555-170	-	-	-
1999-94	Cylinder Head	-	1" SC	4	555-018	565-018	-	570-005
1999-94	Cylinder Head Pipe	-	1/4" Pipe	1	090-067	-	-	-
V6 - 3.1 (189 CID) - T								
1994-93	Engine Kit	-			NA	-	-	-
1994-93	Block	-	5/8"	1	555-168	-	-	-
1994-93	Block	-	34.3mm	6	555-104	565-104	-	570-007
1994-93	Block Pipe	-	3/8" Pipe	1	090-019	-	-	-
1994-93	Block Pipe	-	1/4" Pipe	2	090-122	-	-	-
1994-93	Camshaft	-	2-7/64"	1	555-170	-	-	-
1994-93	Cylinder Head	-	1" SC	4	555-018	565-018	-	570-005
1994-93	Cylinder Head Pipe	-	1/4" Pipe	1	090-067	-	-	-
1994-93	Oil Gallery Pipe	-	1/4" Pipe	4	090-067	-	-	-
1994-93	Oil Gallery Pipe	-	1/8" Pipe	2	090-070	-	-	-
1992-88	Engine Kit	-			557-048	567-048	-	-
1992-88	Block	-	34.3mm	6	555-104	565-104	-	570-007
1992-88	Cylinder Head	-	1" SC	AR	555-018	565-018	-	570-005
1992-88	Cylinder Head Pipe	-	1/4" Pipe	1	090-067	-	-	-
1992-88	Intake Manifold	-	7/8"	1	555-014	565-014	-	570-004
1992-88	Oil Gallery Pipe	-	3/8" Pipe	1	090-028	-	-	-
1992-88	Oil Gallery Pipe	-	1/4" Pipe	1	090-067	-	-	-
1992-88	Oil Gallery Pipe	-	1/4" Pipe	2	-	490-075	-	-
1992-88	Oil Gallery Pipe	-	1/4" Pipe	AR	090-068	-	-	-
1992-88	Oil Gallery Pipe	-	1/4" Pipe	AR	090-071	-	-	-
1992-88	Oil Gallery Pipe	-	1/8" Pipe	2	090-065	-	-	-
1992-88	Oil Gallery Pipe	-	1/8" Pipe	2	090-070	-	-	-
1992-88	Oil Gallery Pipe	-	3/8" Pipe	1	090-019	-	-	-
V6 - 3.3 (204 CID)								
1993-92	Engine Kit	-			NA	-	-	-
1993-92	Block-Side	-	1-1/2" SC	6	555-077	565-077	-	570-008
1993-92	Block-Side	-	1-9/16"	4	555-029	565-029	-	570-009
1993-92	Camshaft	-	1-61/64" SC	1	555-109	-	-	570-012
1993-92	Cylinder Head	-	1-1/8"	4	555-019	565-019	-	570-005
1993-92	Cylinder Head	-	1-7/32"	4	555-022	-	-	570-006
1993-92	Oil Gallery	-	19/32"	1	555-009	-	-	-
1993-92	Oil Gallery Pipe	-	1/4" Pipe	AR	090-068	-	-	-
1993-92	Oil Gallery Pipe	-	1/4" Pipe	AR	-	490-075	-	-
1993-92	Oil Gallery Pipe	-	1/4" Pipe	AR	090-067	-	-	-
1993-92	Oil Gallery Pipe	-	1/4" Pipe	AR	090-026	-	-	-
1993-92	Oil Gallery Pipe	-	3/8" Pipe	1	090-028	-	-	-
V6 - 3.4 (207 CID) - E								
2005-96	Engine Kit	-			NA	-	-	-
2005-96	Block	-	34.3mm	6	555-104	565-104	-	570-007
2005-96	Block Pipe	-	1/4" Pipe	2	090-075	-	-	-
2005-96	Cylinder Head	-	1" SC	4	555-018	565-018	-	570-005
2005-96	Cylinder Head Pipe	-	1/4" Pipe	1	090-067	-	-	-
2005-96	Oil Gallery Pipe	-	1/8" Pipe	2	090-070	-	-	-
2005-96	Oil Gallery Pipe	-	3/8" Pipe	1	090-028	-	-	-
2005-96	Oil Gallery Pipe	-	3/8" Pipe	1	090-019	-	-	-
2005-96	Oil Gallery Pipe	-	1/4" Pipe	AR	090-071	-	-	-
2005-96	Oil Gallery Pipe	-	1/4" Pipe	AR	090-068	-	-	-
2005-96	Oil Gallery Pipe	-	1/4" Pipe	1	090-067	-	-	-
2005-96	Oil Gallery Pipe	-	1/8" Pipe	2	090-065	-	-	-



Expansion Plugs Applications (continued)

Make/ Engine/Years	Location	Description	Size	Qty	Dorman Steel	Dorman Brass	Dorman Copper	Dorman Rubber
PONTIAC (continued)								
V6 - 3.4 (207 CID) - S								
1995-93	Engine Kit	Firebird			NA	-	-	-
1995-93	Block	Firebird	34.3mm	6	555-104	565-104	-	570-007
1995-93	Block Pipe	Firebird	3/8" Pipe	2	090-019	-	-	-
1995-93	Block Pipe	Firebird	1/4" Pipe	1	090-122	-	-	-
1995-93	Block Pipe	Firebird	1/4" Pipe	5	090-067	-	-	-
1995-93	Block Pipe	Firebird	1/8" Pipe	1	090-070	-	-	-
1995-93	Block Pipe	Firebird	1/8" Pipe	2	090-065	-	-	-
1995-93	Camshaft	Firebird	2-7/64"	1	555-170	-	-	-
V6 - 3.4 (207 CID) - X								
1997-91	Engine Kit	Grand Prix			557-107	567-107	-	-
1997-91	Block	Grand Prix	34.3mm	6	555-104	565-104	-	570-007
1997-91	Block Pipe	Grand Prix	1/4" Pipe	2	090-122	-	-	-
1997-91	Camshaft	Grand Prix	2-7/64"	1	555-170	-	-	-
1997-91	Cylinder Head	Grand Prix	34.3mm	2	555-104	565-104	-	570-007
1997-91	Cylinder Head Pipe	Grand Prix	1/4" Pipe	2	090-067	-	-	-
1997-91	Oil Gallery Pipe	Grand Prix	1/4" Pipe	2	090-067	-	-	-
1997-91	Oil Gallery Pipe	Grand Prix	1/8" Pipe	2	090-065	-	-	-
V6 - 3.5L (211 CID)								
2005	Camshaft	-	2-7/64"	1	555-080	-	-	570-014
2005	Cylinder Head	-	1" SC	4	555-018	565-018	-	570-005
2005	Oil Gallery	-	5/8"	1	555-168	-	-	-
V6 - 3.8 (229 CID)								
1983-80	Engine Kit	-			557-001	567-001	-	-
1983-80	Block	-	1-5/8"	6	555-030	565-030	568-010	570-009
1983-80	Camshaft	-	2-3/32"	1	555-085	-	-	-
1983-80	Camshaft	-	2-7/64"	1	555-080	-	-	570-014
1983-80	Oil Gallery	-	1/2"	3	555-005	565-005	-	-
1983-80	Oil Gallery Front	-	21/32"	1	555-090	-	-	-
1983-80	Oil Gallery Pipe	-	1/4" Pipe	5	090-026	-	-	-
V6 - 3.8 (231 CID) - 1,2,4								
2005-95	Block	w/Balance Shaft	1" SC	1	555-018	565-018	-	570-005
V6 - 3.8 (231 CID) - 1,3,7,C,K,L								
2005-88	Engine Kit	w/Balance Shaft			557-121	-	-	-
2005-88	Balance Shaft	w/Balance Shaft	1-61/64" SC	1	555-109	-	-	570-012
2005-88	Balance Shaft (.010 OS)	w/Balance Shaft	1-1/32"	1	555-165	-	-	-
2005-88	Block Pipe	w/Balance Shaft	1/4" Pipe	1	-	490-136	-	-
2005-88	Block Pipe	w/Balance Shaft	1/4" Pipe	2	090-026	-	-	-
2005-88	Block Pipe	w/Balance Shaft	1/8" Pipe	AR	090-070	-	-	-
2005-88	Block-Side	w/Balance Shaft	1-1/2" SC	6	555-077	565-077	-	570-008
2005-88	Block-Side	w/Balance Shaft	1-9/16"	AR	555-029	565-029	-	570-009
2005-88	Camshaft	w/Balance Shaft	1-1/32"	1	555-173	-	-	-
2005-88	Camshaft	w/Balance Shaft	1-61/64" SC	1	555-109	-	-	570-012
2005-88	Camshaft (.010 OS)	w/Balance Shaft	1-1/32"	1	555-165	-	-	-
2005-88	Cylinder Head	w/Balance Shaft	1-1/8"	4	555-019	565-019	-	570-005
2005-88	Cylinder Head	w/Balance Shaft	1-7/32"	AR	555-022	-	-	570-006
2005-88	Oil Gallery	w/Balance Shaft	19/32"	2	555-009	-	-	-
V6 - 3.8 (231 CID) - 2,3,A,C								
1985-75	Engine Kit	For blocks with 1-1/2" Plugs			557-019	567-019	-	-
1985-75	Block Pipe	-	1/4" Pipe	1	-	490-071	-	-
1985-75	Block Pipe	-	1/8" Pipe	AR	090-070	-	-	-
1985-75	Block-Rear	-	1-1/8"	4	555-019	565-019	-	570-005
1985-75	Block-Rear	-	1-7/32"	AR	555-022	-	-	570-006
1985-75	Block-Side	-	1-1/2" SC	4	555-077	565-077	-	570-008
1985-75	Block-Side	-	1-9/16"	4	555-029	565-029	-	570-009
1985-75	Camshaft	-	1-59/64" SC	1	555-075	-	-	570-012
1985-75	Cylinder Head	-	1-1/8"	4	555-019	565-019	-	570-005
1985-75	Cylinder Head	-	1-1/8" SC	4	555-020	565-020	-	570-005
1985-75	Cylinder Head	-	1-7/32"	4	555-022	-	-	570-006
1985-75	Oil Gallery	-	1"	AR	555-017	565-017	-	570-004
1985-75	Oil Gallery	-	19/32"	1	555-009	-	-	-
1985-75	Oil Gallery	-	5/8" SC	2	555-011	565-011	-	-
1985-75	Oil Gallery Pipe	-	1/4" Pipe	1	-	490-075	-	-
1985-75	Oil Gallery Pipe	-	1/4" Pipe	2	090-026	-	-	-
1985-75	Oil Gallery Pipe	-	1/4" Pipe	AR	090-068	-	-	-
1985-75	Oil Gallery Pipe	-	3/8" Pipe	1	090-028	-	-	-
V6 - 3.8 (231 CID) - 3,A,C								
1988-86	Engine Kit	wo/Balance Shaft For blocks with 1-1/2" Plugs			557-019	567-019	-	-
1988-86	Block Pipe	wo/Balance Shaft	1/4" Pipe	1	-	490-071	-	-
1988-86	Block Pipe	wo/Balance Shaft	1/8" Pipe	AR	090-070	-	-	-
1988-86	Block-Rear	wo/Balance Shaft	1-7/32"	AR	555-022	-	-	570-006
1988-86	Block-Rear	wo/Balance Shaft	1-1/8"	4	555-019	565-019	-	570-005
1988-86	Block-Side	wo/Balance Shaft	1-9/16"	4	555-029	565-029	-	570-009
1988-86	Block-Side	wo/Balance Shaft	1-1/2" SC	4	555-077	565-077	-	570-008
1988-86	Camshaft	wo/Balance Shaft	1-61/64" SC	1	555-109	-	-	570-012
1988-86	Cylinder Head	wo/Balance Shaft	1-1/8"	4	555-019	565-019	-	570-005
1988-86	Cylinder Head	wo/Balance Shaft	1-1/8" SC	4	555-020	565-020	-	570-005
1988-86	Cylinder Head	wo/Balance Shaft	1-7/32"	4	555-022	-	-	570-006
1988-86	Oil Gallery	wo/Balance Shaft	1"	AR	555-017	565-017	-	570-004
1988-86	Oil Gallery	wo/Balance Shaft	19/32"	1	555-009	-	-	-
1988-86	Oil Gallery	wo/Balance Shaft	5/8" SC	2	555-011	565-011	-	-
1988-86	Oil Gallery Pipe	wo/Balance Shaft	1/4" Pipe	2	090-026	-	-	-

Expansion Plugs Applications (continued)



Make/ Engine/Years	Location	Description	Size	Qty	Dorman Steel	Dorman Brass	Dorman Copper	Dorman Rubber
PONTIAC (continued)								
V6 - 3.8 (231 CID) - 3.A.C (continued)								
1988-86	Oil Gallery Pipe	wo/Balance Shaft	1/4" Pipe	AR	090-068	-	-	-
1988-86	Oil Gallery Pipe	wo/Balance Shaft	1/4" Pipe	1	-	490-075	-	-
1988-86	Oil Gallery Pipe	wo/Balance Shaft	3/8" Pipe	1	090-028	-	-	-
V6 - 4.1 (252 CID) - 4								
1982	Engine Kit	For blocks with 1-1/2" Plugs			557-019	567-019	-	-
1982	Block Pipe	-	1/4" Pipe	1	-	490-071	-	-
1982	Block Pipe	-	1/8" Pipe	AR	090-070	-	-	-
1982	Block-Rear	-	1-1/8"	4	555-019	565-019	-	570-005
1982	Block-Rear	-	1-7/32"	4	555-022	-	-	570-006
1982	Block-Side	-	1-1/2" SC	4	555-077	565-077	-	570-008
1982	Block-Side	-	1-9/16"	4	555-029	565-029	-	570-009
1982	Camshaft	-	1-61/64" SC	1	555-109	-	-	570-012
1982	Camshaft	-	1-59/64" SC	1	555-075	-	-	570-012
1982	Cylinder Head	-	1-7/32"	4	555-022	-	-	570-006
1982	Cylinder Head	-	1-1/8"	4	555-019	565-019	-	570-005
1982	Oil Gallery	-	1"	AR	555-017	565-017	-	570-004
1982	Oil Gallery	-	19/32"	1	555-009	-	-	-
1982	Oil Gallery	-	5/8" SC	2	555-011	565-011	-	-
1982	Oil Gallery Pipe	-	1/4" Pipe	1	-	490-075	-	-
1982	Oil Gallery Pipe	-	1/4" Pipe	2	090-026	-	-	-
1982	Oil Gallery Pipe	-	1/4" Pipe	AR	090-068	-	-	-
1982	Oil Gallery Pipe	-	3/8" Pipe	1	090-028	-	-	-
V6 - 4.3 (260 CID) - T								
1985-82	Engine Kit	Diesel			557-025	567-025	-	-
1985-82	Block-Side	Diesel	1-1/2"	6	555-028	565-028	568-009	570-008
1985-82	Block-Side	Diesel	1-1/2" SC	6	555-077	565-077	-	570-008
1985-82	Block-Side	Diesel	1-61/64" SC	6	555-109	-	-	570-012
1985-82	Cylinder Head	Diesel	1-1/4"	4	555-023	565-023	568-007	570-006
1985-82	Oil Gallery	Diesel	29/32" (0.914")	1	555-113	-	-	570-004
1985-82	Oil Gallery	Diesel	29/32" (0.925")	1	555-015	565-015	-	570-004
1985-82	Oil Gallery Pipe	Diesel	3/8" Pipe	1	090-077	-	-	-
V6 - 4.3 (262 CID)								
1987-85	Engine Kit	-			NA	-	-	-
1987-85	Block	-	1-5/8"	6	555-030	565-030	568-010	570-009
1987-85	Camshaft	-	2-3/32"	1	555-085	-	-	-
1987-85	Camshaft	-	2-7/64"	1	555-080	-	-	570-014
1987-85	Oil Gallery	-	1/2"	3	555-005	565-005	-	-
1987-85	Oil Gallery Front	-	21/32"	1	555-090	-	-	-
1987-85	Oil Gallery Pipe	-	1/4" Pipe	5	090-026	-	-	-
V8 - 4.3 (260 CID)								
1976-75	Engine Kit	-			557-025	567-025	-	-
1976-75	Block	-	1-1/2"	6	555-028	565-028	568-009	570-008
1976-75	Block	-	1-1/2" SC	6	555-077	565-077	-	570-008
1976-75	Camshaft	-	2-3/32"	1	555-085	-	-	-
1976-75	Camshaft	-	2-3/32" SC	1	555-049	565-049	-	570-014
1976-75	Camshaft	-	2-7/64"	1	555-080	-	-	570-014
1976-75	Cylinder Head	-	1-1/4"	4	555-023	565-023	568-007	570-006
1976-75	Oil Gallery	-	29/32" (0.925")	1	555-015	565-015	-	570-004
1976-75	Oil Gallery	-	29/32" (0.914")	1	555-113	-	-	570-004
1976-75	Oil Gallery Pipe	-	3/8" Pipe	AR	-	490-072	-	-
1976-75	Oil Gallery Pipe	-	3/8" Pipe	2	090-028	-	-	-
1976-75	Oil Gallery Pipe	-	3/8" Pipe	1	090-077	-	-	-
1976-75	Oil Gallery Pipe	-	1/2" Pipe	AR	090-022	-	-	-
1976-75	Oil Gallery Pipe	-	11/16"-16	1	090-069	-	-	-
V8 - 4.3 (265 CID) - S								
1981-80	Engine Kit	-			557-001	567-001	-	-
1981-80	Block	-	1-5/8"	8	555-030	565-030	568-010	570-009
1981-80	Block-Drain Pipe	-	1/4" Pipe	2	-	490-075	-	-
1981-80	Camshaft	-	2-7/64"	1	555-080	-	-	570-014
1981-80	Camshaft	-	2-3/32"	1	555-085	-	-	-
1981-80	Camshaft	-	2-3/32" SC	1	555-049	565-049	-	570-014
1981-80	Oil Gallery	-	1/2"	3	555-005	565-005	-	-
1981-80	Oil Gallery Pipe	-	1/4" Pipe	AR	090-067	-	-	-
1981-80	Oil Gallery Pipe	-	1/4" Pipe	AR	090-068	-	-	-
1981-80	Oil Gallery Pipe	-	1/4" Pipe	AR	090-071	-	-	-
1981-80	Oil Gallery Pipe	-	1/8" Pipe	AR	090-070	-	-	-
1981-80	Oil Gallery Pipe	-	1/4" Pipe	6	090-026	-	-	-
V8 - 4.6L (281 CID)								
2005-04	Cylinder Head	-	1-1/4" SC	2	555-024	565-024	568-007	570-006
V8 - 4.9 (301 CID)								
1981-77	Engine Kit	-			557-016	567-016	-	-
1981-77	Block	-	1-61/64"	8	555-041	565-041	-	570-012
1981-77	Camshaft	-	2-3/64" SC	1	555-047	565-047	-	570-014
1981-77	Cylinder Head	-	1-3/8"	4	555-025	565-025	568-008	570-007
1981-77	Cylinder Head	-	1-3/16"	1	555-086	-	-	570-006
1981-77	Oil Gallery	-	15/16"	1	555-016	565-016	-	570-004
1981-77	Oil Gallery	-	9/16"	2	555-008	565-008	-	-
1981-77	Oil Gallery Pipe	-	3/8" Pipe	2	090-028	-	-	-
V8 - 5.0 (305 CID)								
1992-77	Engine Kit	-			557-001	567-001	-	-
1992-77	Block	-	1-5/8"	8	555-030	565-030	568-010	570-009



Expansion Plugs Applications (continued)

Make/ Engine/Years	Location	Description	Size	Qty	Dorman Steel	Dorman Brass	Dorman Copper	Dorman Rubber
PONTIAC (continued)								
V8 - 5.0 (305 CID) (continued)								
1992-77	Block-Drain Pipe	-	1/4" Pipe	2	-	490-075	-	-
1992-77	Camshaft	-	2-3/32"	1	555-085	-	-	-
1992-77	Camshaft	-	2-3/32" SC	1	555-049	565-049	-	570-014
1992-77	Camshaft	-	2-7/64"	1	555-080	-	-	570-014
1992-77	Oil Gallery	-	1/2"	3	555-005	565-005	-	-
1992-77	Oil Gallery Pipe	-	1/8" Pipe	AR	090-070	-	-	-
1992-77	Oil Gallery Pipe	-	1/4" Pipe	AR	090-071	-	-	-
1992-77	Oil Gallery Pipe	-	1/4" Pipe	6	090-026	-	-	-
1992-77	Oil Gallery Pipe	-	1/4" Pipe	AR	090-067	-	-	-
1992-77	Oil Gallery Pipe	-	1/4" Pipe	AR	090-068	-	-	-
V8 - 5.0 (307 CID)								
1989-81	Engine Kit	-	-	-	557-025	567-025	-	-
1989-81	Block	-	1-1/2"	6	555-028	565-028	568-009	570-008
1989-81	Block	-	1-1/2" SC	6	555-077	565-077	-	570-008
1989-81	Camshaft	-	2-3/32"	1	555-085	-	-	-
1989-81	Camshaft	-	2-3/32" SC	1	555-049	565-049	-	570-014
1989-81	Camshaft	-	2-7/64"	1	555-080	-	-	570-014
1989-81	Cylinder Head	-	1-1/4"	4	555-023	565-023	568-007	570-006
1989-81	Oil Gallery	-	29/32" (0.914")	1	555-113	-	-	570-004
1989-81	Oil Gallery	-	29/32" (0.925")	1	555-015	565-015	-	570-004
1989-81	Oil Gallery Pipe	-	1/2" Pipe	AR	090-022	-	-	-
1989-81	Oil Gallery Pipe	-	11/16"-16	1	090-069	-	-	-
1989-81	Oil Gallery Pipe	-	3/8" Pipe	1	090-077	-	-	-
1989-81	Oil Gallery Pipe	-	3/8" Pipe	2	090-028	-	-	-
1989-81	Oil Gallery Pipe	-	3/8" Pipe	AR	-	490-072	-	-
1972-71	Engine Kit	-	-	-	557-001	567-001	-	-
1972-71	Block	-	1-5/8"	8	555-030	565-030	568-010	570-009
1972-71	Camshaft	-	2-7/64"	1	555-080	-	-	570-014
1972-71	Camshaft	-	2-3/32" SC	1	555-049	565-049	-	570-014
1972-71	Camshaft	-	2-3/32"	1	555-085	-	-	-
1972-71	Oil Gallery	-	1/2"	3	555-005	565-005	-	-
V8 - 5.7 (350 CID)								
1971-68	Engine Kit	-	-	-	557-001	567-001	-	-
1971-68	Block	-	1-5/8"	8	555-030	565-030	568-010	570-009
1971-68	Camshaft	-	2-3/32"	1	555-085	-	-	-
1971-68	Camshaft	-	2-3/32" SC	1	555-049	565-049	-	570-014
1971-68	Camshaft	-	2-7/64"	1	555-080	-	-	570-014
1971-68	Oil Gallery	-	1/2"	3	555-005	565-005	-	-
1971-68	Oil Gallery Pipe	-	1/4" Pipe	5	090-026	-	-	-
V8 - 5.7 (350 CID) - 8								
1992-87	Engine Kit	-	-	-	NA	-	-	-
1992-87	Block	-	41.5mm	2	555-087	-	-	570-009
1992-87	Block	-	1-5/8"	2	555-030	565-030	568-010	570-009
1992-87	Camshaft	-	2-7/64"	1	555-170	-	-	-
1992-87	Oil Gallery	-	1/2"	3	555-005	565-005	-	-
1992-87	Oil Gallery	-	15/32"	1	555-172	-	-	-
1992-87	Oil Gallery	-	9/16"	2	555-171	-	-	-
1992-87	Oil Gallery Pipe	-	1/4" Pipe	5	090-026	-	-	-
V8 - 5.7 (350 CID) - A								
1974	Engine Kit	-	-	-	557-001	567-001	-	-
1974	Block	-	1-5/8"	8	555-030	565-030	568-010	570-009
1974	Camshaft	-	2-3/32"	1	555-085	-	-	-
1974	Camshaft	-	2-7/64"	1	555-080	-	-	570-014
1974	Camshaft	-	2-3/32" SC	1	555-049	565-049	-	570-014
1974	Oil Gallery	-	1/2"	3	555-005	565-005	-	-
1974	Oil Gallery Pipe	-	1/4" Pipe	5	090-026	-	-	-
V8 - 5.7 (350 CID) - B								
1974	Engine Kit	-	-	-	557-001	567-001	-	-
1974	Block	-	1-5/8"	8	555-030	565-030	568-010	570-009
1974	Camshaft	-	2-3/32"	1	555-085	-	-	-
1974	Camshaft	-	2-3/32" SC	1	555-049	565-049	-	570-014
1974	Camshaft	-	2-7/64"	1	555-080	-	-	570-014
1974	Oil Gallery	-	1/2"	3	555-005	565-005	-	-
1974	Oil Gallery Pipe	-	1/4" Pipe	5	090-026	-	-	-
V8 - 5.7 (350 CID) - E								
1975	Engine Kit	-	-	-	557-001	567-001	-	-
1975	Block	-	1-5/8"	8	555-030	565-030	568-010	570-009
1975	Camshaft	-	2-3/32"	1	555-085	-	-	-
1975	Camshaft	-	2-3/32" SC	1	555-049	565-049	-	570-014
1975	Camshaft	-	2-7/64"	1	555-080	-	-	570-014
1975	Oil Gallery	-	1/2"	3	555-005	565-005	-	-
1975	Oil Gallery Pipe	-	1/4" Pipe	5	090-026	-	-	-
V8 - 5.7 (350 CID) - G								
2005-98	Engine Kit	-	-	-	NA	-	-	-
2005-98	Block	-	1" SC	1	555-018	565-018	-	570-005
2005-98	Cylinder Head	-	1-1/4" SC	2	555-024	565-024	568-007	570-006
2005-98	Oil Gallery	-	5/8"	1	555-168	-	-	-
V8 - 5.7 (350 CID) - H								
1976-75	Engine Kit	-	-	-	557-019	567-019	-	-
1976-75	Block	-	1-1/2"	6	555-028	565-028	568-009	570-008
1976-75	Block	-	1-1/2" SC	6	555-077	565-077	-	570-008

Expansion Plugs Applications (continued)



Make/ Engine/Years	Location	Description	Size	Qty	Dorman Steel	Dorman Brass	Dorman Copper	Dorman Rubber
PONTIAC (continued)								
V8 - 5.7 (350 CID) - H (continued)								
1976-75	Camshaft	-	1-59/64" SC	1	555-075	-	-	570-012
1976-75	Cylinder Head	-	1-1/8"	4	555-019	565-019	-	570-005
1976-75	Cylinder Head	-	1-7/32"	AR	555-022	-	-	570-006
1976-75	Oil Gallery	-	19/32"	2	555-009	-	-	-
1976-75	Oil Gallery	-	5/8" SC	AR	555-011	565-011	-	-
1976-75	Oil Gallery Pipe	-	1/4" Pipe	2	090-026	-	-	-
V8 - 5.7 (350 CID) - J								
1976-75	Engine Kit	-	-	-	557-019	567-019	-	-
1976-75	Block	-	1-1/2"	6	555-028	565-028	568-009	570-008
1976-75	Block	-	1-1/2" SC	6	555-077	565-077	-	570-008
1976-75	Camshaft	-	1-59/64" SC	1	555-075	-	-	570-012
1976-75	Cylinder Head	-	1-1/8"	4	555-019	565-019	-	570-005
1976-75	Cylinder Head	-	1-7/32"	AR	555-022	-	-	570-006
1976-75	Oil Gallery	-	19/32"	2	555-009	-	-	-
1976-75	Oil Gallery	-	5/8" SC	AR	555-011	565-011	-	-
1976-75	Oil Gallery Pipe	-	1/4" Pipe	2	090-026	-	-	-
V8 - 5.7 (350 CID) - L								
1979-77	Engine Kit	-	-	-	557-001	567-001	-	-
1979-77	Block	-	1-5/8"	8	555-030	565-030	568-010	570-009
1979-77	Camshaft	-	2-3/32"	1	555-085	-	-	-
1979-77	Camshaft	-	2-7/64"	1	555-080	-	-	570-014
1979-77	Camshaft	-	2-3/32" SC	1	555-049	565-049	-	570-014
1979-77	Oil Gallery	-	1/2"	3	555-005	565-005	-	-
1979-77	Oil Gallery Pipe	-	1/4" Pipe	5	090-026	-	-	-
V8 - 5.7 (350 CID) - M								
1976-72	Engine Kit	-	-	-	557-001	567-001	-	-
1976-72	Block	-	1-5/8"	8	555-030	565-030	568-010	570-009
1976-72	Camshaft	-	2-3/32"	1	555-085	-	-	-
1976-72	Camshaft	-	2-3/32" SC	1	555-049	565-049	-	570-014
1976-72	Camshaft	-	2-7/64"	1	555-080	-	-	570-014
1976-72	Oil Gallery	-	1/2"	3	555-005	565-005	-	-
1976-72	Oil Gallery Pipe	-	1/4" Pipe	5	090-026	-	-	-
V8 - 5.7 (350 CID) - N								
1985-80	Engine Kit	Diesel	-	-	557-025	567-025	-	-
1985-80	Block	Diesel	1-1/2" SC	6	555-077	565-077	-	570-008
1985-80	Block	Diesel	1-1/2"	6	555-028	565-028	568-009	570-008
1985-80	Camshaft	Diesel	2-3/32"	1	555-085	-	-	-
1985-80	Camshaft	Diesel	2-3/32" SC	1	555-049	565-049	-	570-014
1985-80	Camshaft	Diesel	2-7/64"	1	555-080	-	-	570-014
1985-80	Cylinder Head	Diesel	1-1/4"	4	555-023	565-023	568-007	570-006
1985-80	Oil Gallery	Diesel	29/32" (0.914")	1	555-113	-	-	570-004
1985-80	Oil Gallery	Diesel	29/32" (0.925")	1	555-015	565-015	-	570-004
1985-80	Oil Gallery Pipe	Diesel	11/16"-16	1	090-069	-	-	-
1985-80	Oil Gallery Pipe	Diesel	3/8" Pipe	AR	-	490-072	-	-
1985-80	Oil Gallery Pipe	Diesel	3/8" Pipe	2	090-028	-	-	-
1985-80	Oil Gallery Pipe	Diesel	1/2" Pipe	AR	090-022	-	-	-
1985-80	Oil Gallery Pipe	Diesel	3/8" Pipe	1	090-077	-	-	-
1974-72	Engine Kit	-	-	-	557-001	567-001	-	-
1974-72	Block	-	1-5/8"	8	555-030	565-030	568-010	570-009
1974-72	Camshaft	-	2-3/32"	1	555-085	-	-	-
1974-72	Camshaft	-	2-3/32" SC	1	555-049	565-049	-	570-014
1974-72	Camshaft	-	2-7/64"	1	555-080	-	-	570-014
1974-72	Oil Gallery	-	1/2"	3	555-005	565-005	-	-
1974-72	Oil Gallery Pipe	-	1/4" Pipe	5	090-026	-	-	-
V8 - 5.7 (350 CID) - P								
1997-93	Engine Kit	-	-	-	557-108	-	-	-
1997-93	Block	-	1-5/8"	8	555-030	565-030	568-010	570-009
1997-93	Block	-	15/32"	1	555-172	-	-	-
1997-93	Block Pipe	-	1/4" Pipe	1	090-122	-	-	-
1997-93	Camshaft	-	2-7/64"	1	555-170	-	-	-
1997-93	Cylinder Head Pipe	-	1/4" Pipe	2	090-071	-	-	-
1997-93	Cylinder Head Pipe	-	3/8" Pipe	1	090-019	-	-	-
1997-93	Oil Gallery	-	1/2"	3	555-005	565-005	-	-
1997-93	Oil Gallery	-	15/32"	1	555-172	-	-	-
1997-93	Oil Gallery	-	9/16"	2	555-171	-	-	-
1997-93	Oil Gallery Pipe	-	1/8" Pipe	1	090-070	-	-	-
1977-76	Engine Kit	-	-	-	557-016	567-016	-	-
1977-76	Block	-	1-61/64"	8	555-041	565-041	-	570-012
1977-76	Camshaft	-	2-3/64" SC	1	555-047	565-047	-	570-014
1977-76	Cylinder Head	-	1-3/16"	1	555-086	-	-	570-006
1977-76	Cylinder Head	-	1-3/8"	4	555-025	565-025	568-008	570-007
1977-76	Oil Gallery	-	15/16"	1	555-016	565-016	-	570-004
1977-76	Oil Gallery	-	9/16"	2	555-008	565-008	-	-
1977-76	Oil Gallery Pipe	-	3/8" Pipe	2	090-028	-	-	-
V8 - 5.7 (350 CID) - R								
1980-77	Engine Kit	-	-	-	557-025	567-025	-	-
1980-77	Block	-	1-1/2"	6	555-028	565-028	568-009	570-008
1980-77	Block	-	1-1/2" SC	6	555-077	565-077	-	570-008
1980-77	Camshaft	-	2-3/32"	1	555-085	-	-	-
1980-77	Camshaft	-	2-3/32" SC	1	555-049	565-049	-	570-014
1980-77	Camshaft	-	2-7/64"	1	555-080	-	-	570-014

Expansion Plugs Applications (continued)



Make/ Engine/Years	Location	Description	Size	Qty	Dorman Steel	Dorman Brass	Dorman Copper	Dorman Rubber
PONTIAC (continued)								
V8 - 5.7 (350 CID) - R (continued)								
1980-77	Cylinder Head	-	1-1/4"	4	555-023	565-023	568-007	570-006
1980-77	Oil Gallery	-	29/32" (0.914")	1	555-113	-	-	570-004
1980-77	Oil Gallery	-	29/32" (0.925")	1	555-015	565-015	-	570-004
1980-77	Oil Gallery Pipe	-	1/2" Pipe	AR	090-022	-	-	-
1980-77	Oil Gallery Pipe	-	11/16"-16	1	090-069	-	-	-
1980-77	Oil Gallery Pipe	-	3/8" Pipe	1	090-077	-	-	-
1980-77	Oil Gallery Pipe	-	3/8" Pipe	2	090-028	-	-	-
1980-77	Oil Gallery Pipe	-	3/8" Pipe	AR	-	490-072	-	-
V8 - 5.7 (350 CID) - X								
1980-78	Engine Kit	-	-	-	557-019	567-019	-	-
1980-78	Block	-	1-1/2" SC	6	555-077	565-077	-	570-008
1980-78	Block	-	1-1/2"	6	555-028	565-028	568-009	570-008
1980-78	Camshaft	-	1-59/64" SC	1	555-075	-	-	570-012
1980-78	Cylinder Head	-	1-1/8"	4	555-019	565-019	-	570-005
1980-78	Cylinder Head	-	1-7/32"	AR	555-022	-	-	570-006
1980-78	Oil Gallery	-	19/32"	2	555-009	-	-	-
1980-78	Oil Gallery	-	5/8" SC	AR	555-011	565-011	-	-
1980-78	Oil Gallery Pipe	-	1/4" Pipe	2	090-026	-	-	-
V8 - 6.0L (364 CID)								
2005	Block	-	1" SC	1	555-018	565-018	-	570-005
2005	Cylinder Head	-	1-1/4" SC	2	555-024	565-024	568-007	570-006
2005	Oil Gallery	-	5/8"	1	555-168	-	-	-
V8 - 6.6 (400 CID)								
1979-67	Engine Kit	-	-	-	557-016	567-016	-	-
1979-67	Block	-	1-61/64"	8	555-041	565-041	-	570-012
1979-67	Camshaft	-	2-3/64" SC	1	555-047	565-047	-	570-014
1979-67	Cylinder Head	-	1-3/16"	1	555-086	-	-	570-006
1979-67	Cylinder Head	-	1-3/8"	4	555-025	565-025	568-008	570-007
1979-67	Oil Gallery	-	15/16"	1	555-016	565-016	-	570-004
1979-67	Oil Gallery	-	9/16"	2	555-008	565-008	-	-
1979-67	Oil Gallery Pipe	-	3/8" Pipe	2	090-028	-	-	-
V8 - 6.6 (403 CID)								
1979-77	Engine Kit	-	-	-	557-025	567-025	-	-
1979-77	Block	-	1-1/2" SC	6	555-077	565-077	-	570-008
1979-77	Block	-	1-1/2"	6	555-028	565-028	568-009	570-008
1979-77	Camshaft	-	2-7/64"	1	555-080	-	-	570-014
1979-77	Camshaft	-	2-3/32" SC	1	555-049	565-049	-	570-014
1979-77	Camshaft	-	2-3/32"	1	555-085	-	-	-
1979-77	Cylinder Head	-	1-1/4"	4	555-023	565-023	568-007	570-006
1979-77	Oil Gallery	-	29/32" (0.914")	1	555-113	-	-	570-004
1979-77	Oil Gallery	-	29/32" (0.925")	1	555-015	565-015	-	570-004
1979-77	Oil Gallery Pipe	-	3/8" Pipe	AR	-	490-072	-	-
1979-77	Oil Gallery Pipe	-	1/2" Pipe	AR	090-022	-	-	-
1979-77	Oil Gallery Pipe	-	11/16"-16	1	090-069	-	-	-
1979-77	Oil Gallery Pipe	-	3/8" Pipe	1	090-077	-	-	-
1979-77	Oil Gallery Pipe	-	3/8" Pipe	2	090-028	-	-	-
V8 - 7.5 (455 CID)								
1976-70	Engine Kit	-	-	-	557-016	567-016	-	-
1976-70	Block	-	1-61/64"	8	555-041	565-041	-	570-012
1976-70	Camshaft	-	2-3/64" SC	1	555-047	565-047	-	570-014
1976-70	Cylinder Head	-	1-3/16"	1	555-086	-	-	570-006
1976-70	Cylinder Head	-	1-3/8"	4	555-025	565-025	568-008	570-007
1976-70	Oil Gallery	-	15/16"	1	555-016	565-016	-	570-004
1976-70	Oil Gallery	-	9/16"	2	555-008	565-008	-	-
1976-70	Oil Gallery Pipe	-	3/8" Pipe	2	090-028	-	-	-
PORSCHE								
H4 - 2.0 (1983cc)								
1982-80	Engine Kit	Inc. Turbo	-	-	557-039	567-039	-	-
1982-80	Block	Inc. Turbo	36.5mm	5	555-103	565-103	-	570-008
L4 - 2.5 (2475cc)								
1989-83	Engine Kit	Inc. Turbo	-	-	NA	-	-	-
1989-83	Block	Inc. Turbo	1" SC	2	555-091	-	-	570-004
L4 - 2.7 (2688cc)								
1989	Engine Kit	-	-	-	NA	-	-	-
1989	Block	-	1" SC	2	555-091	-	-	570-004
L4 - 3.0 (2983cc)								
1994-92	Engine Kit	-	-	-	NA	-	-	-
1994-92	Block	-	1" SC	2	555-091	-	-	570-004
L4 - 3.0 (2999cc)								
1995-81	Engine Kit	-	-	-	NA	-	-	-
1995-81	Block	-	1" SC	2	555-091	-	-	570-004
RENAULT								
L4 - 1.4 (1397cc)								
1983-80	Engine Kit	-	-	-	NA	-	-	-
1983-80	Cylinder Head	-	45mm	2	555-098	565-098	-	570-011
L4 - 1.4 (85 CID)								
1987-83	Engine Kit	-	-	-	NA	-	-	-
1987-83	Cylinder Head	-	45mm	2	555-098	565-098	-	570-011
L4 - 1.6 (1565cc)								
1984-82	Engine Kit	-	-	-	NA	-	-	-
1984-82	Block	-	28mm	1	555-117	-	-	570-005

Expansion Plugs Applications (continued)



Make/ Engine/Years	Location	Description	Size	Qty	Dorman Steel	Dorman Brass	Dorman Copper	Dorman Rubber
RENAULT (continued)								
L4 - 1.6 (1565cc) - R15								
1976-72	Engine Kit	-			NA	-	-	-
1976-72	Block	-	28mm	AR	555-117	-	-	570-005
1976-72	Block	-	41/64"	AR	555-136	-	-	-
1976-72	Block	-	7/16"	2	555-002	-	-	-
1976-72	Cylinder Head	-	1" SC	AR	555-091	-	-	570-004
L4 - 1.6 (1647cc)								
1983-81	Engine Kit	-			NA	-	-	-
1983-81	Block	-	28mm	1	555-117	-	-	570-005
L4 - 2.2 (2152cc) - R18								
1986-80	Engine Kit	-			NA	-	-	-
1986-80	Block	-	11/16"	AR	555-138	-	-	-
1986-80	Block	-	28mm	AR	555-117	-	-	570-005
1986-80	Cylinder Head	-	11/16"	AR	555-138	-	-	-
1986-80	Cylinder Head	-	45mm	2	555-098	565-098	-	570-011
SAAB								
L4 - 2.0 (1985cc)								
1981-73	Engine Kit	99 (Exc.H Type)			557-120	-	-	-
1981-73	Engine Kit	99 (H Type)			557-119	-	-	-
1981-73	Block	99 (Exc.H Type)	1-41/64"	3	555-068	565-068	-	570-010
1981-73	Block	99 (Exc.H Type)	1-5/64"	1	555-187	-	-	-
1981-73	Block	99 (H Type)	1-41/64"	3	555-068	565-068	-	570-010
1981-73	Block Pipe	99 (Exc.H Type)	1/8" Pipe	1	090-046	-	-	-
1981-73	Cylinder Head	99 (Exc.H Type)	1-5/64"	2	555-187	-	-	-
1981-73	Cylinder Head	99 (H Type)	28mm	2	555-117	-	-	570-005
L4 - 2.0 (1985cc) - B201								
1984-81	Engine Kit	900			557-120	-	-	-
1984-81	Block	900	1-41/64"	3	555-068	565-068	-	570-010
1984-81	Cylinder Head	900	28mm	2	555-117	-	-	570-005
1980-79	Engine Kit	900			557-120	-	-	-
1980-79	Block	900	1-41/64"	3	555-068	565-068	-	570-010
1980-79	Block	900	1-5/64"	1	555-187	-	-	-
1980-79	Block Pipe	900	1/8" Pipe	1	090-046	-	-	-
1980-79	Cylinder Head	900	1-5/64"	2	555-187	-	-	-
L4 - 2.0 (1985cc) - B2011,L								
1993-85	Engine Kit	900			557-119	-	-	-
1993-85	Block	900	1-41/64"	3	555-068	565-068	-	570-010
1993-85	Cylinder Head	900	28mm	1	555-117	-	-	570-005
L4 - 2.0 (1985cc) - B202								
1993-86	Engine Kit	9000			557-118	-	-	-
1993-86	Block	9000	1-41/64"	2	555-068	565-068	-	570-010
1993-86	Block	9000	28mm	2	555-117	-	-	570-005
1993-86	Cylinder Head	9000	12.1mm	3	555-106	-	-	-
1993-86	Cylinder Head	9000	28mm	2	555-117	-	-	570-005
L4 - 2.0 (1985cc) - B202L								
1989-84	Engine Kit	9000			557-119	-	-	-
1989-84	Block	9000	1-41/64"	3	555-068	565-068	-	570-010
1989-84	Cylinder Head	9000	28mm	2	555-117	-	-	570-005
L4 - 2.0 (1985cc) - B234I								
1998-94	Engine Kit	900			NA	-	-	-
1998-94	Block	900	1-25/32"	2	555-156	-	-	-
1998-94	Block	900	1-27/64"	7	555-169	-	-	-
1998-94	Block	900	28mm	1	555-117	-	-	570-005
1998-94	Cylinder Head	900	12.1mm	3	555-106	-	-	-
1998-94	Cylinder Head	900	28mm	2	555-117	-	-	570-005
L4 - 2.1 (2119cc)								
1994-91	Engine Kit	-			NA	-	-	-
1994-91	Block	-	1-25/32"	2	555-156	-	-	-
1994-91	Block	-	1-27/64"	7	555-169	-	-	-
1994-91	Block	-	1-41/64"	2	555-068	565-068	-	570-010
1994-91	Block	-	28mm	1	555-117	-	-	570-005
1994-91	Cylinder Head	-	28mm	2	555-117	-	-	570-005
1994-91	Cylinder Head	-	12.1mm	3	555-106	-	-	-
L4 - 2.3 (2290cc)								
1998-90	Engine Kit	-			NA	-	-	-
1998-90	Block	-	1-25/32"	2	555-156	-	-	-
1998-90	Block	-	1-27/64"	7	555-169	-	-	-
1998-90	Block	-	28mm	1	555-117	-	-	570-005
1998-90	Cylinder Head	-	12.1mm	3	555-106	-	-	-
1998-90	Cylinder Head	-	28mm	2	555-117	-	-	570-005
V6 - 2.5 (2498cc)								
1997-94	Engine Kit	-			NA	-	-	-
1997-94	Block Pipe	-	M10x1.5	3	090-143	-	-	-
1997-94	Block Pipe	-	M14x1.5	3	090-144	-	-	-
1997-94	Block Pipe	-	M30x1.5	3	090-145	-	-	-
1997-94	Cylinder Head	-	61/64"	8	555-125	-	-	570-004
1997-94	Cylinder Head Pipe	-	M10x1.5	8	090-143	-	-	-
V6 - 3.0 (2961cc)								
1997-95	Engine Kit	-			NA	-	-	-
1997-95	Block Pipe	-	M10x1.5	3	090-143	-	-	-
1997-95	Block Pipe	-	M14x1.5	3	090-144	-	-	-
1997-95	Block Pipe	-	M30x1.5	3	090-145	-	-	-



Expansion Plugs Applications (continued)

Expansion Plug Applications

8

Make/ Engine/Years	Location	Description	Size	Qty	Dorman Steel	Dorman Brass	Dorman Copper	Dorman Rubber
SAAB (continued)								
V6 - 3.0 (2961cc) (continued)								
1997-95	Cylinder Head	-	61/64"	8	555-125	-	-	570-004
1997-95	Cylinder Head	-	63/64"	1	555-188	-	-	-
1997-95	Cylinder Head Pipe	-	M10x1.5	8	090-143	-	-	-
1997-95	Cylinder Head Pipe	-	M22x1.5	1	090-142	-	-	-
SATURN								
L4 - 1.9 (116 CID)								
2002-91	Engine Kit	DOHC			NA	-	-	-
2002-91	Engine Kit	SOHC			NA	-	-	-
2002-91	Oil Gallery	DOHC	33/64"	7	555-163	-	-	-
2002-91	Oil Gallery	SOHC	33/64"	2	555-163	-	-	-
2000-91	Cylinder Head	SOHC	1-53/64"	1	555-083	-	-	570-011
SUBARU								
H4 - 1.3 (1267cc)								
1972-70	Engine Kit	-			NA	-	-	-
1972-70	Block Pipe	-	1/4" Pipe	3	090-026	-	-	-
H4 - 1.4 (1361cc)								
1976-73	Engine Kit	-			NA	-	-	-
1976-73	Block Pipe	-	1/4" Pipe	3	090-026	-	-	-
H4 - 1.6 (1595cc)								
1987-85	Engine Kit	-			NA	-	-	-
1987-85	Block Pipe	-	1/4" Pipe	3	090-026	-	-	-
1987-85	Cylinder Head	-	49/64"	6	555-139	-	-	-
1984-83	Engine Kit	-			NA	-	-	-
1984-83	Block Pipe	-	1/4" Pipe	3	090-026	-	-	-
1984-83	Cylinder Head	-	49/64"	3	555-139	-	-	-
1982-76	Engine Kit	-			NA	-	-	-
1982-76	Block Pipe	-	1/4" Pipe	3	090-026	-	-	-
H4 - 1.8 (1781cc)								
1994-85	Engine Kit	-			NA	-	-	-
1994-85	Block Pipe	-	1/4" Pipe	3	090-026	-	-	-
1994-85	Cylinder Head	-	49/64"	6	555-139	-	-	-
1984-83	Engine Kit	-			NA	-	-	-
1984-83	Block Pipe	-	1/4" Pipe	3	090-026	-	-	-
1984-83	Cylinder Head	-	49/64"	3	555-139	-	-	-
1982-80	Engine Kit	-			NA	-	-	-
1982-80	Block Pipe	-	1/4" Pipe	3	090-026	-	-	-
L3 - 1.2 (1189cc)								
1994-87	Engine Kit	Justy			NA	-	-	-
1994-87	Block	Justy	1-33/64"	1	555-147	-	-	-
1994-87	Cylinder Head	Justy	1"	4	555-162	-	-	-
SUZUKI								
L4 - 1.3 (1298cc)								
2001-98	Cylinder Head	Swift	1-1/8"	1	555-143	-	-	-
2001-89	Engine Kit	Swift (SOHC)			NA	-	-	-
2001-89	Block Pipe	Swift (SOHC)	1/4" Pipe	2	090-123	-	-	-
2001-89	Block Pipe	Swift (SOHC)	1/8" Pipe	1	090-117	-	-	-
2001-89	Block Pipe	Swift (SOHC)	3/8" Pipe	2	090-130	-	-	-
2001-89	Cylinder Head	Swift (SOHC)	51/64"	4	555-182	-	-	-
1997-89	Clutch Shaft	Swift (SOHC)	7/8"	1	555-119	-	-	570-003
1997-89	Cylinder Head	Swift (SOHC)	12.1mm	1	555-106	-	-	-
1995-89	Engine Kit	Samurai			557-110	-	-	-
1995-89	Block Pipe	Samurai	1/4" Pipe	2	090-123	-	-	-
1995-89	Block Pipe	Samurai	1/8" Pipe	1	090-117	-	-	-
1995-89	Block Pipe	Samurai	3/8" Pipe	2	090-130	-	-	-
1995-89	Clutch Shaft	Samurai	7/8"	1	555-119	-	-	570-003
1995-89	Cylinder Head	Samurai	12.1mm	1	555-106	-	-	-
1995-89	Cylinder Head	Samurai	51/64"	4	555-182	-	-	-
1994-89	Engine Kit	Swift (DOHC)			NA	-	-	-
1994-89	Block Pipe	Swift (DOHC)	3/8" Pipe	2	090-130	-	-	-
1994-89	Block Pipe	Swift (DOHC)	1/8" Pipe	1	090-117	-	-	-
1994-89	Block Pipe	Swift (DOHC)	1/4" Pipe	2	090-123	-	-	-
1994-89	Clutch Shaft	Swift (DOHC)	7/8"	1	555-119	-	-	570-003
1994-89	Cylinder Head	Swift (DOHC)	1-1/8"	5	555-143	-	-	-
1994-89	Cylinder Head	Swift (DOHC)	1-3/8"	1	555-025	565-025	568-008	570-007
1994-89	Cylinder Head Pipe	Swift (DOHC)	1/8" Pipe	6	090-117	-	-	-
L4 - 1.3 (1325cc)								
1989-86	Engine Kit	Samurai, Sidekick			557-110	-	-	-
1989-86	Block Pipe	Samurai, Sidekick	1/4" Pipe	2	090-123	-	-	-
1989-86	Block Pipe	Samurai, Sidekick	1/8" Pipe	1	090-117	-	-	-
1989-86	Block Pipe	Samurai, Sidekick	3/8" Pipe	2	090-130	-	-	-
1989-86	Clutch Shaft	Samurai, Sidekick	7/8"	1	555-119	-	-	570-003
1989-86	Cylinder Head	Samurai, Sidekick	12.1mm	1	555-106	-	-	-
1989-86	Cylinder Head	Samurai, Sidekick	51/64"	4	555-182	-	-	-
L4 - 1.6 (1590cc)								
2003-99	Block	Vitara	1-1/8"	4	555-143	-	-	-
2003-99	Cylinder Head	Vitara	1-1/8"	1	555-143	-	-	-
2003-99	Cylinder Head	Vitara	51/64"	3	555-182	-	-	-
1999-95	Engine Kit	Esteem			557-065	-	-	-
1999-95	Block	Esteem	1-1/8"	4	555-143	-	-	-
1999-95	Block Pipe	Esteem	1/4" Pipe	2	090-123	-	-	-
1999-95	Block Pipe	Esteem	1/8" Pipe	1	090-117	-	-	-

Expansion Plugs Applications (continued)



Make/ Engine/Years	Location	Description	Size	Qty	Dorman Steel	Dorman Brass	Dorman Copper	Dorman Rubber
SUZUKI (continued)								
L4 - 1.6 (1590cc) (continued)								
1999-95	Block Pipe	Esteem	3/8" Pipe	2	090-130	-	-	-
1999-95	Cylinder Head	Esteem	1-1/8"	1	555-143	-	-	-
1999-95	Cylinder Head	Esteem	51/64"	3	555-182	-	-	-
1999-95	Cylinder Head Pipe	Esteem	1/2" Pipe	1	090-135	-	-	-
1998-89	Engine Kit	Sidekick (2-Valve)			NA	-	-	-
1998-89	Engine Kit	Sidekick (4-Valve)			NA	-	-	-
1998-89	Block	Sidekick (2-Valve)	1-1/8"	4	555-143	-	-	-
1998-89	Block	Sidekick (4-Valve)	1-1/8"	4	555-143	-	-	-
1998-89	Block Pipe	Sidekick (2-Valve)	1/4" Pipe	2	090-123	-	-	-
1998-89	Block Pipe	Sidekick (2-Valve)	1/8" Pipe	1	090-117	-	-	-
1998-89	Block Pipe	Sidekick (2-Valve)	3/8" Pipe	2	090-130	-	-	-
1998-89	Block Pipe	Sidekick (4-Valve)	1/8" Pipe	1	090-117	-	-	-
1998-89	Block Pipe	Sidekick (4-Valve)	3/8" Pipe	2	090-130	-	-	-
1998-89	Block Pipe	Sidekick (4-Valve)	1/4" Pipe	2	090-123	-	-	-
1998-89	Cylinder Head	Sidekick (2-Valve)	51/64"	3	555-182	-	-	-
1998-89	Cylinder Head	Sidekick (2-Valve)	12.1mm	1	555-106	-	-	-
1998-89	Cylinder Head	Sidekick (4-Valve)	1-1/8"	1	555-143	-	-	-
1998-89	Cylinder Head	Sidekick (4-Valve)	51/64"	3	555-182	-	-	-
1998-89	Cylinder Head Pipe	Sidekick (4-Valve)	1/2" Pipe	1	090-135	-	-	-
L4 - 1.8 (1790cc)								
2002-99	Block	Esteem	1-1/8"	1	555-143	-	-	-
L4 - 1.8 (1840cc)								
1998-96	Engine Kit	Sidekick			NA	-	-	-
1998-96	Block	Sidekick	1-1/8"	1	555-143	-	-	-
1998-96	Block Pipe	Sidekick	1/8" Pipe	5	090-117	-	-	-
L4 - 2.0 (2000cc)								
2003-99	Block	Vitara	1-1/8"	4	555-143	-	-	-
2003-02	Block	Aerio, Aerio SX	1-1/8"	4	555-143	-	-	-
V6 - 2.5 (2500cc)								
2005-99	Block	Grand Vitara, XL-7	1-1/8"	7	555-143	-	-	-
V6 - 2.7 (2700cc)								
2005-01	Block	Grand Vitara, XL-7	1-1/8"	7	555-143	-	-	-
SUZUKI TRUCK								
L4 - 1.6 (97 CID)								
1985-83	Engine Kit	LJ & SJ Series			NA	-	-	-
1985-83	Block	LJ & SJ Series	51/64"	AR	555-182	-	-	-
1985-83	Cylinder Head	LJ & SJ Series	51/64"	5	555-182	-	-	-
TOYOTA								
L4 - 1.2 (1166cc) - 3KC								
1979-69	Engine Kit	-			557-035	567-035	-	-
1979-69	Block	-	47mm	1	555-099	565-099	-	570-011
1979-69	Block	-	25mm	4	555-097	565-097	-	570-004
1979-69	Block	-	35mm	3	555-093	565-093	-	570-007
1979-69	Block	-	45mm	1	555-098	565-098	-	570-011
1979-69	Block Pipe	-	3/8" Pipe	1	090-028	-	-	-
1979-69	Cylinder Head	-	40.8mm	1	555-095	565-095	-	570-009
1979-69	Cylinder Head	-	1-37/64"	1	550-038	-	-	570-009
1979-69	Cylinder Head Pipe	-	3/8" Pipe	3	090-028	-	-	-
1979-69	Oil Gallery	-	18mm	4	555-102	565-102	-	-
L4 - 1.3 (1290cc) - 4KC								
1984-81	Engine Kit	-			557-035	567-035	-	-
1984-81	Block	-	25mm	4	555-097	565-097	-	570-004
1984-81	Block	-	35mm	3	555-093	565-093	-	570-007
1984-81	Block	-	45mm	1	555-098	565-098	-	570-011
1984-81	Block	-	47mm	1	555-099	565-099	-	570-011
1984-81	Block Pipe	-	3/8" Pipe	1	090-028	-	-	-
1984-81	Cylinder Head	-	40.8mm	1	555-095	565-095	-	570-009
1984-81	Cylinder Head	-	1-37/64"	1	550-038	-	-	570-009
1984-81	Cylinder Head Pipe	-	3/8" Pipe	3	090-028	-	-	-
1984-81	Oil Gallery	-	18mm	4	555-102	565-102	-	-
L4 - 1.3 (1290cc) - 4KE								
1984-81	Engine Kit	-			557-035	567-035	-	-
1984-81	Block	-	25mm	4	555-097	565-097	-	570-004
1984-81	Block	-	35mm	3	555-093	565-093	-	570-007
1984-81	Block	-	45mm	1	555-098	565-098	-	570-011
1984-81	Block	-	47mm	1	555-099	565-099	-	570-011
1984-81	Block Pipe	-	3/8" Pipe	1	090-028	-	-	-
1984-81	Cylinder Head	-	1-37/64"	1	550-038	-	-	570-009
1984-81	Cylinder Head	-	40.8mm	1	555-095	565-095	-	570-009
1984-81	Cylinder Head Pipe	-	3/8" Pipe	3	090-028	-	-	-
1984-81	Oil Gallery	-	18mm	4	555-102	565-102	-	-
L4 - 1.5 (1452cc) - 1AC								
1980	Engine Kit	-			557-062	567-062	-	-
1980	Block	-	35mm	4	555-093	565-093	-	570-007
1980	Block	-	40.8mm	1	555-095	565-095	-	570-009
1980	Block Pipe	-	3/8" Pipe	2	090-028	-	-	-
1980	Cylinder Head Pipe	-	1/2" Pipe	5	090-022	-	-	-
L4 - 1.5 (1452cc) - 3A								
1986	Engine Kit	-			557-062	567-062	-	-
1986	Block	-	40.8mm	1	555-095	565-095	-	570-009
1986	Block	-	35mm	4	555-093	565-093	-	570-007

Expansion Plugs Applications (continued)



Make/ Engine/Years	Location	Description	Size	Qty	Dorman Steel	Dorman Brass	Dorman Copper	Dorman Rubber
TOYOTA (continued)								
L4 - 1.5 (1452cc) - 3A (continued)								
1986	Block Pipe	-	3/8" Pipe	2	090-028	-	-	-
1986	Cylinder Head Pipe	-	1/2" Pipe	5	090-022	-	-	-
L4 - 1.5 (1452cc) - 3AC								
1988-81	Engine Kit	-			557-062	567-062	-	-
1988-81	Block	-	35mm	4	555-093	565-093	-	570-007
1988-81	Block	-	40.8mm	1	555-095	565-095	-	570-009
1988-81	Block Pipe	-	3/8" Pipe	2	090-028	-	-	-
1988-81	Cylinder Head Pipe	-	1/2" Pipe	5	090-022	-	-	-
L4 - 1.5 (1456cc) - 3E								
1990-87	Engine Kit	-			557-080	567-080	-	-
1990-87	Block	-	30mm	6	555-100	565-100	-	570-006
1990-87	Block	-	35mm	1	555-093	565-093	-	570-007
1990-87	Block	-	25mm	2	555-097	565-097	-	570-004
1990-87	Cylinder Head	-	40.8mm	1	555-095	565-095	-	570-009
L4 - 1.5 (1456cc) - 3EE								
1994-90	Engine Kit	-			557-080	567-080	-	-
1994-90	Block	-	25mm	2	555-097	565-097	-	570-004
1994-90	Block	-	30mm	6	555-100	565-100	-	570-006
1994-90	Block	-	35mm	1	555-093	565-093	-	570-007
1994-90	Cylinder Head	-	40.8mm	1	555-095	565-095	-	570-009
L4 - 1.5 (1497cc) - 5EFE								
1999-96	Engine Kit	-			557-081	-	-	-
1999-96	Block	-	25mm	2	555-097	565-097	-	570-004
1999-96	Block	-	30mm	6	555-100	565-100	-	570-006
1999-96	Cylinder Head	-	25mm	2	555-097	565-097	-	570-004
1999-96	Cylinder Head	-	28mm	2	555-117	-	-	570-005
1995-92	Engine Kit	-			557-081	-	-	-
1995-92	Block	-	25mm	2	555-097	565-097	-	570-004
1995-92	Block	-	30mm	6	555-100	565-100	-	570-006
1995-92	Block	-	35mm	1	555-093	565-093	-	570-007
1995-92	Cylinder Head	-	25mm	1	555-097	565-097	-	570-004
1995-92	Cylinder Head	-	28mm	2	555-117	-	-	570-005
L4 - 1.6 (1587cc) - 4AC								
1987-83	Engine Kit	-			557-062	567-062	-	-
1987-83	Block	-	35mm	6	555-093	565-093	-	570-007
1987-83	Block	-	40.8mm	1	555-095	565-095	-	570-009
1987-83	Block Pipe	-	3/8" Pipe	2	090-028	-	-	-
L4 - 1.6 (1587cc) - 4AF								
1989-88	Engine Kit	-			557-082	-	-	-
1989-88	Block	-	40.8mm	1	555-095	565-095	-	570-009
1989-88	Block	-	35mm	6	555-093	565-093	-	570-007
1989-88	Block Pipe	-	3/8" Pipe	2	090-028	-	-	-
1989-88	Cylinder Head	-	28mm	3	555-117	-	-	570-005
1989-88	Cylinder Head Pipe	-	3/8" Pipe	1	090-130	-	-	-
L4 - 1.6 (1587cc) - 4AFE								
1997-94	Engine Kit	-			557-082	-	-	-
1997-94	Block	-	35mm	6	555-093	565-093	-	570-007
1997-94	Block	-	40.8mm	1	555-095	565-095	-	570-009
1997-94	Block Pipe	-	3/8" Pipe	2	090-028	-	-	-
1997-94	Cylinder Head	-	25mm	1	555-097	565-097	-	570-004
1997-94	Cylinder Head	-	28mm	3	555-117	-	-	570-005
1997-94	Cylinder Head Pipe	-	3/8" Pipe	1	090-130	-	-	-
1993-88	Engine Kit	-			557-082	-	-	-
1993-88	Block	-	35mm	6	555-093	565-093	-	570-007
1993-88	Block	-	40.8mm	1	555-095	565-095	-	570-009
1993-88	Block Pipe	-	3/8" Pipe	2	090-028	-	-	-
1993-88	Cylinder Head	-	28mm	3	555-117	-	-	570-005
1993-88	Cylinder Head Pipe	-	3/8" Pipe	1	090-130	-	-	-
L4 - 1.6 (1587cc) - 4AGE								
1991-89	Engine Kit	-			557-106	567-106	-	-
1991-89	Block	-	40.8mm	1	555-095	565-095	-	570-009
1991-89	Block	-	35mm	6	555-093	565-093	-	570-007
1991-89	Block Pipe	-	3/8" Pipe	2	090-028	-	-	-
L4 - 1.6 (1587cc) - 4AGEC								
1989-85	Engine Kit	-			557-106	567-106	-	-
1989-85	Block	-	35mm	6	555-093	565-093	-	570-007
1989-85	Block	-	40.8mm	1	555-095	565-095	-	570-009
1989-85	Block Pipe	-	3/8" Pipe	2	090-028	-	-	-
L4 - 1.6 (1587cc) - 4AGELC								
1989-85	Engine Kit	-			557-106	567-106	-	-
1989-85	Block	-	35mm	6	555-093	565-093	-	570-007
1989-85	Block	-	40.8mm	1	555-095	565-095	-	570-009
1989-85	Block Pipe	-	3/8" Pipe	2	090-028	-	-	-
L4 - 1.6 (1587cc) - 4AGZE								
1989-88	Engine Kit	-			557-106	567-106	-	-
1989-88	Block	-	35mm	6	555-093	565-093	-	570-007
1989-88	Block	-	40.8mm	1	555-095	565-095	-	570-009
1989-88	Block Pipe	-	3/8" Pipe	2	090-028	-	-	-
L4 - 1.6 (1587cc) - 4ALC								
1988-84	Engine Kit	-			557-062	567-062	-	-
1988-84	Block	-	35mm	6	555-093	565-093	-	570-007

Expansion Plugs Applications (continued)



Make/ Engine/Years	Location	Description	Size	Qty	Dorman Steel	Dorman Brass	Dorman Copper	Dorman Rubber
TOYOTA (continued)								
L4 - 1.6 (1587cc) - 4ALC (continued)								
1988-84	Block	-	40.8mm	1	555-095	565-095	-	570-009
1988-84	Block Pipe	-	3/8" Pipe	2	090-028	-	-	-
L4 - 1.6 (1588cc) - 2TC								
1979-71	Engine Kit	-			557-034	-	-	-
1979-71	Block	-	35mm	4	555-093	565-093	-	570-007
1979-71	Block	-	50mm	2	555-094	-	-	570-012
1979-71	Block Pipe	-	3/8" Pipe	2	090-028	-	-	-
1979-71	Oil Gallery	-	18mm	4	555-102	565-102	-	-
L4 - 1.6 (1770cc) - 3TC								
1982-80	Block Pipe	-	3/8" Pipe	2	090-028	-	-	-
L4 - 1.8 (1762cc) - 2ZZGE								
2005-00	Cylinder Head	-	18.2mm	1	555-107	-	-	-
L4 - 1.8 (1762cc) - 7AFE								
1997-93	Engine Kit	-			NA	-	-	-
1997-93	Block	-	35mm	6	555-093	565-093	-	570-007
1997-93	Block	-	40.8mm	1	555-095	565-095	-	570-009
1997-93	Cylinder Head	-	25mm	1	555-097	565-097	-	570-004
1997-93	Cylinder Head	-	28mm	3	555-117	-	-	570-005
1997-93	Cylinder Head Pipe	-	3/8" Pipe	1	090-130	-	-	-
L4 - 1.8 (1770cc) - 3TC								
1982-80	Engine Kit	-			557-034	-	-	-
1982-80	Block	-	50mm	2	555-094	-	-	570-012
1982-80	Block	-	35mm	4	555-093	565-093	-	570-007
1982-80	Oil Gallery	-	18mm	4	555-102	565-102	-	-
L4 - 1.8 (1839cc) - 1CLC								
1985-84	Engine Kit	-			557-098	-	-	-
1985-84	Block	-	18.2mm	5	555-107	-	-	-
1985-84	Block	-	30mm	4	555-100	565-100	-	570-006
1985-84	Block	-	35mm	6	555-093	565-093	-	570-007
L4 - 1.8 (1839cc) - 1CTL								
1986-84	Engine Kit	-			557-098	-	-	-
1986-84	Block	-	18.2mm	5	555-107	-	-	-
1986-84	Block	-	30mm	4	555-100	565-100	-	570-006
1986-84	Block	-	35mm	8	555-093	565-093	-	570-007
L4 - 1.9 (1900cc) - 3RC								
1970-68	Engine Kit	-			557-036	-	-	-
1970-68	Block	-	25mm	2	555-097	565-097	-	570-004
1970-68	Block	-	53/64"	2	550-037	-	-	-
1970-68	Block	-	30mm	1	555-100	565-100	-	570-006
1970-68	Block	-	50mm	4	555-094	-	-	570-012
1970-68	Cylinder Head	-	25mm	3	555-097	565-097	-	570-004
1970-68	Cylinder Head	-	50mm	1	555-094	-	-	570-012
L4 - 1.9 (1900cc) - 8R								
1971-68	Engine Kit	-			557-037	567-037	-	-
1971-68	Block	-	40.8mm	5	555-095	565-095	-	570-009
1971-68	Block	-	45mm	1	555-098	565-098	-	570-011
1971-68	Block Pipe	-	3/8" Pipe	2	090-028	-	-	-
1971-68	Cylinder Head	-	35mm	1	555-093	565-093	-	570-007
1971-68	Cylinder Head	-	20mm	7	555-101	565-101	-	-
L4 - 1.9 (1900cc) - 8RC								
1971-68	Engine Kit	-			557-037	567-037	-	-
1971-68	Block	-	40.8mm	5	555-095	565-095	-	570-009
1971-68	Block	-	45mm	1	555-098	565-098	-	570-011
1971-68	Block Pipe	-	3/8" Pipe	2	090-028	-	-	-
1971-68	Cylinder Head	-	20mm	7	555-101	565-101	-	-
1971-68	Cylinder Head	-	35mm	1	555-093	565-093	-	570-007
L4 - 2.0 (1968cc) - 18RC								
1974-72	Engine Kit	-			557-037	567-037	-	-
1974-72	Block	-	40.8mm	5	555-095	565-095	-	570-009
1974-72	Block	-	45mm	1	555-098	565-098	-	570-011
1974-72	Block Pipe	-	3/8" Pipe	2	090-028	-	-	-
1974-72	Cylinder Head	-	20mm	7	555-101	565-101	-	-
1974-72	Cylinder Head	-	35mm	1	555-093	565-093	-	570-007
L4 - 2.0 (1974cc) - 2CTL								
1986	Engine Kit	-			NA	-	-	-
1986	Block	-	18.2mm	5	555-107	-	-	-
1986	Block	-	30mm	4	555-100	565-100	-	570-006
1986	Block	-	35mm	8	555-093	565-093	-	570-007
L4 - 2.0 (1995cc) - 2SELC								
1986-83	Engine Kit	-			557-050	567-050	-	-
1986-83	Block	-	35mm	8	555-093	565-093	-	570-007
1986-83	Block	-	40.8mm	1	555-095	565-095	-	570-009
1986-83	Block Pipe	-	1/4" Pipe	1	090-026	-	-	-
1986-83	Block Pipe	-	3/8" Pipe	1	090-028	-	-	-
1986-83	Cylinder Head	-	50mm	1	555-094	-	-	570-012
1986-83	Cylinder Head Pipe	-	3/8" Pipe	1	090-028	-	-	-
1986-83	Cylinder Head Pipe	-	1/4" Pipe	2	090-026	-	-	-
L4 - 2.0 (1998cc) - 3SGELC								
1989-86	Engine Kit	-			NA	-	-	-
1989-86	Block	-	35mm	8	555-093	565-093	-	570-007
1989-86	Block	-	40.8mm	1	555-095	565-095	-	570-009

Expansion Plugs Applications (continued)



Make/ Engine/Years	Location	Description	Size	Qty	Dorman Steel	Dorman Brass	Dorman Copper	Dorman Rubber
TOYOTA (continued)								
L4 - 2.0 (1998cc) - 3SGELC (continued)								
1989-86	Block Pipe	-	1/4" Pipe	2	090-124	-	-	-
1989-86	Block Pipe	-	1/8" Pipe	1	090-128	-	-	-
1989-86	Block Pipe	-	3/8" Pipe	1	090-028	-	-	-
1989-86	Cylinder Head	-	18.2mm	3	555-107	-	-	-
1989-86	Cylinder Head	-	30mm	1	555-100	565-100	-	570-006
L4 - 2.0 (1998cc) - 3SGTE								
1995-88	Engine Kit	-	-	-	NA	-	-	-
1995-88	Block	-	35mm	8	555-093	565-093	-	570-007
1995-88	Block	-	40.8mm	1	555-095	565-095	-	570-009
1995-88	Block Pipe	-	3/8" Pipe	2	090-130	-	-	-
1995-88	Block Pipe (To 6/89)	-	1/8" Pipe	1	090-128	-	-	-
1995-88	Cylinder Head	-	18.2mm	2	555-107	-	-	-
1995-88	Cylinder Head (To 6/89)	-	30mm	1	555-100	565-100	-	570-006
L4 - 2.0 (1998cc) - 3YEC								
1985-84	Engine Kit	-	-	-	557-105	-	-	-
1985-84	Block	-	18mm	1	555-102	565-102	-	-
1985-84	Block	-	35mm	4	555-093	565-093	-	570-007
1985-84	Block	-	50mm	1	555-094	-	-	570-012
1985-84	Block Pipe	-	3/8" Pipe	1	090-130	-	-	-
1985-84	Cylinder Head Pipe	-	3/8" Pipe	1	090-130	-	-	-
L4 - 2.0 (2000cc) - 3SFE								
2000-86	Engine Kit	-	-	-	NA	-	-	-
2000-86	Block	-	35mm	8	555-093	565-093	-	570-007
2000-86	Block	-	40.8mm	1	555-095	565-095	-	570-009
2000-86	Block Pipe	-	1/4" Pipe	2	090-124	-	-	-
2000-86	Block Pipe	-	1/8" Pipe	1	090-128	-	-	-
2000-86	Block Pipe	-	3/8" Pipe	1	090-028	-	-	-
2000-86	Cylinder Head	-	28mm	2	555-117	-	-	570-005
L4 - 2.2 (2164cc) - 5SFE								
2001-90	Engine Kit	-	-	-	NA	-	-	-
2001-90	Block	-	40.8mm	1	555-095	565-095	-	570-009
2001-90	Block	-	35mm	8	555-093	565-093	-	570-007
2001-90	Block Pipe	-	3/8" Pipe	2	090-028	-	-	-
2001-90	Block Pipe	-	3/8" Pipe	2	090-130	-	-	-
2001-90	Cylinder Head	-	28mm	2	555-117	-	-	570-005
L4 - 2.2 (2164cc) - 5SNFE								
2001-00	Block	-	35mm	8	555-093	565-093	-	570-007
2001-00	Block	-	40.8mm	1	555-095	565-095	-	570-009
L4 - 2.2 (2188cc) - L								
1983-81	Engine Kit	-	-	-	557-061	-	-	-
1983-81	Block	-	25mm	2	555-097	565-097	-	570-004
1983-81	Block	-	35mm	4	555-093	565-093	-	570-007
1983-81	Block	-	50mm	1	555-094	-	-	570-012
1983-81	Block Pipe	-	3/8" Pipe	1	090-028	-	-	-
1983-81	Cylinder Head	-	25mm	7	555-097	565-097	-	570-004
1983-81	Cylinder Head	-	7/16"	4	555-002	-	-	-
1983-81	Cylinder Head	-	50mm	1	555-094	-	-	570-012
L4 - 2.2 (2189cc) - 20R								
1980-75	Engine Kit	-	-	-	557-032	567-032	-	-
1980-75	Block	-	40.8mm	6	555-095	565-095	-	570-009
1980-75	Block Pipe	-	3/8" Pipe	2	090-028	-	-	-
1980-75	Cylinder Head Pipe	-	1/4" Pipe	1	090-026	-	-	-
L4 - 2.2 (2237cc) - 4YEC								
1989-86	Engine Kit	-	-	-	NA	-	-	-
1989-86	Block	-	50mm	1	555-094	-	-	570-012
1989-86	Block	-	18mm	1	555-102	565-102	-	-
1989-86	Block	-	35mm	4	555-093	565-093	-	570-007
1989-86	Block Pipe	-	3/8" Pipe	1	090-130	-	-	-
1989-86	Cylinder Head Pipe	-	3/8" Pipe	1	090-130	-	-	-
L4 - 2.4 (2366cc) - 22R								
1990-81	Engine Kit	-	-	-	557-032	567-032	-	-
1990-81	Block	-	40.8mm	6	555-095	565-095	-	570-009
1990-81	Block Pipe	-	3/8" Pipe	2	090-028	-	-	-
1990-81	Cylinder Head Pipe	-	1/4" Pipe	1	090-026	-	-	-
L4 - 2.4 (2366cc) - 22RE								
1995-90	Engine Kit	-	-	-	557-032	567-032	-	-
1995-90	Block	-	40.8mm	6	555-095	565-095	-	570-009
1995-90	Block Pipe	-	3/8" Pipe	2	090-028	-	-	-
1995-90	Cylinder Head Pipe	-	1/4" Pipe	1	090-026	-	-	-
L4 - 2.4 (2366cc) - 22REC								
1989-83	Engine Kit	-	-	-	557-032	567-032	-	-
1989-83	Block	-	40.8mm	6	555-095	565-095	-	570-009
1989-83	Block Pipe	-	3/8" Pipe	2	090-028	-	-	-
1989-83	Cylinder Head Pipe	-	1/4" Pipe	1	090-026	-	-	-
L4 - 2.4 (2366cc) - 22RTEC								
1988-85	Engine Kit	-	-	-	557-032	567-032	-	-
1988-85	Block	-	40.8mm	6	555-095	565-095	-	570-009
1988-85	Block Pipe	-	3/8" Pipe	2	090-028	-	-	-
1988-85	Cylinder Head Pipe	-	1/4" Pipe	1	090-026	-	-	-
L4 - 2.4 (2438cc) - 2RZFE								
2004-95	Engine Kit	-	-	-	NA	-	-	-

Expansion Plugs Applications (continued)



Make/ Engine/Years	Location	Description	Size	Qty	Dorman Steel	Dorman Brass	Dorman Copper	Dorman Rubber
TOYOTA (continued)								
L4 - 2.4 (2438cc) - 2RZFE (continued)								
2004-95	Block	-	1-25/64"	8	555-179	-	-	-
2004-95	Block	-	30mm	1	555-100	565-100	-	570-006
L4 - 2.4 (2438cc) - 2TZFE								
1996-94	Engine Kit	-	-	-	NA	-	-	-
1996-94	Block	-	30mm	1	555-100	565-100	-	570-006
1996-94	Block	-	1-25/64"	8	555-179	-	-	-
1996-94	Block	-	18mm	1	555-102	565-102	-	-
1993-91	Engine Kit	-	-	-	NA	-	-	-
1993-91	Block	-	18mm	1	555-102	565-102	-	-
1993-91	Block	-	30mm	1	555-100	565-100	-	570-006
1993-91	Block	-	35mm	8	555-093	565-093	-	570-007
1993-91	Block	-	40.8mm	1	555-095	565-095	-	570-009
1993-91	Cylinder Head	-	28mm	3	555-117	-	-	570-005
L4 - 2.4 (2438cc) - 2TZFE								
1997-94	Engine Kit	-	-	-	NA	-	-	-
1997-94	Block	-	1-25/64"	8	555-179	-	-	-
1997-94	Block	-	18mm	1	555-102	565-102	-	-
1997-94	Block	-	30mm	1	555-100	565-100	-	570-006
L4 - 2.4 (2446cc) - 2L								
1985-84	Engine Kit	-	-	-	557-061	-	-	-
1985-84	Block	-	25mm	2	555-097	565-097	-	570-004
1985-84	Block	-	35mm	4	555-093	565-093	-	570-007
1985-84	Block	-	50mm	1	555-094	-	-	570-012
1985-84	Block Pipe	-	3/8" Pipe	1	090-028	-	-	-
1985-84	Cylinder Head	-	25mm	7	555-097	565-097	-	570-004
1985-84	Cylinder Head	-	50mm	1	555-094	-	-	570-012
1985-84	Cylinder Head	-	7/16"	4	555-002	-	-	-
L4 - 2.4 (2446cc) - 2LT								
1985	Engine Kit	-	-	-	557-061	-	-	-
1985	Block	-	25mm	2	555-097	565-097	-	570-004
1985	Block	-	35mm	4	555-093	565-093	-	570-007
1985	Block	-	50mm	1	555-094	-	-	570-012
1985	Block Pipe	-	3/8" Pipe	1	090-028	-	-	-
1985	Cylinder Head	-	25mm	7	555-097	565-097	-	570-004
1985	Cylinder Head	-	50mm	1	555-094	-	-	570-012
1985	Cylinder Head	-	7/16"	4	555-002	-	-	-
L4 - 2.7 (2694cc) - 3RZFE								
2004-94	Engine Kit	-	-	-	NA	-	-	-
2004-94	Block	-	1-25/64"	8	555-179	-	-	-
2004-94	Block	-	30mm	1	555-100	565-100	-	570-006
L6 - 2.3 (2253cc) - 2M								
1972-68	Engine Kit	-	-	-	557-063	567-063	-	-
1972-68	Block	-	5/8"	2	555-010	-	-	-
1972-68	Block	-	40.8mm	7	555-095	565-095	-	570-009
1972-68	Block	-	35mm	1	555-093	565-093	-	570-007
1972-68	Block	-	1-3/4"	1	550-025	560-025	568-011	570-010
1972-68	Block Pipe	-	3/8" Pipe	2	090-028	-	-	-
L6 - 2.6 (2563cc) - 4M								
1979-73	Engine Kit	-	-	-	557-063	567-063	-	-
1979-73	Block	-	1-3/4"	1	550-025	560-025	568-011	570-010
1979-73	Block	-	35mm	1	555-093	565-093	-	570-007
1979-73	Block	-	40.8mm	7	555-095	565-095	-	570-009
1979-73	Block Pipe	-	3/8" Pipe	2	090-028	-	-	-
L6 - 2.6 (2563cc) - 4ME								
1980-79	Engine Kit	-	-	-	557-063	567-063	-	-
1980-79	Block	-	1-3/4"	1	550-025	560-025	568-011	570-010
1980-79	Block	-	35mm	1	555-093	565-093	-	570-007
1980-79	Block	-	40.8mm	7	555-095	565-095	-	570-009
1980-79	Block Pipe	-	3/8" Pipe	2	090-028	-	-	-
L6 - 2.8 (2754cc) - 5ME								
1982-81	Engine Kit	-	-	-	557-063	567-063	-	-
1982-81	Block	-	1-3/4"	1	550-025	560-025	568-011	570-010
1982-81	Block	-	35mm	1	555-093	565-093	-	570-007
1982-81	Block	-	40.8mm	7	555-095	565-095	-	570-009
1982-81	Block Pipe	-	3/8" Pipe	2	090-028	-	-	-
L6 - 2.8 (2754cc) - 5MGE								
1988-82	Engine Kit	-	-	-	557-063	567-063	-	-
1988-82	Block	-	1-3/4"	1	550-025	560-025	568-011	570-010
1988-82	Block	-	40.8mm	7	555-095	565-095	-	570-009
1988-82	Block	-	35mm	1	555-093	565-093	-	570-007
1988-82	Block Pipe	-	3/8" Pipe	2	090-028	-	-	-
L6 - 3.0 (2954cc) - 7MGE								
1992-87	Engine Kit	-	-	-	557-084	567-084	-	-
1992-87	Block	-	1-3/8"	1	550-019	560-019	568-008	570-007
1992-87	Block	-	30mm	1	555-100	565-100	-	570-006
1992-87	Block	-	40.8mm	7	555-095	565-095	-	570-009
1992-87	Block Pipe	-	1/8" Pipe	2	090-128	-	-	-
1992-87	Block Pipe	-	3/8" Pipe	1	090-140	-	-	-
L6 - 3.0 (2954cc) - 7MGTE								
1992-87	Engine Kit	-	-	-	557-084	567-084	-	-
1992-87	Block	-	40.8mm	7	555-095	565-095	-	570-009



Expansion Plugs Applications (continued)

Make/ Engine/Years	Location	Description	Size	Qty	Dorman Steel	Dorman Brass	Dorman Copper	Dorman Rubber
TOYOTA (continued)								
L6 - 3.0 (2954cc) - 7MGTE (continued)								
1992-87	Block	-	1-3/8"	1	550-019	560-019	568-008	570-007
1992-87	Block	-	30mm	1	555-100	565-100	-	570-006
1992-87	Block Pipe	-	1/8" Pipe	2	090-128	-	-	-
1992-87	Block Pipe	-	3/8" Pipe	1	090-140	-	-	-
L6 - 3.0 (2995cc) - 2JZGE								
2001-94	Engine Kit	-			NA	-	-	-
2001-94	Block	-	25mm	2	555-097	565-097	-	570-004
2001-94	Block	-	35mm	11	555-093	565-093	-	570-007
2001-94	Cylinder Head	-	20mm	4	555-101	565-101	-	-
L6 - 3.0 (2995cc) - 2JZGTE								
1998-94	Engine Kit	-			NA	-	-	-
1998-94	Block	-	25mm	2	555-097	565-097	-	570-004
1998-94	Block	-	35mm	11	555-093	565-093	-	570-007
1998-94	Cylinder Head	-	20mm	4	555-101	565-101	-	-
L6 - 3.9 (3378cc) - F								
1974-69	Engine Kit	-			NA	-	-	-
1974-69	Block	-	1-1/4" SC	1	555-024	565-024	568-007	570-006
1974-69	Block	-	15/16"	2	555-016	565-016	-	570-004
1974-69	Block	-	50mm	5	555-094	-	-	570-012
1974-69	Cylinder Head	-	25mm	6	555-097	565-097	-	570-004
1974-69	Cylinder Head	-	50mm	1	555-094	-	-	570-012
1974-69	Cylinder Head Pipe	-	1/2" Pipe	1	090-022	-	-	-
L6 - 4.0 (3956cc) - 3FE								
1992-88	Engine Kit	-			NA	-	-	-
1992-88	Block	-	15/16"	2	555-016	565-016	-	570-004
1992-88	Block	-	25mm	4	555-097	565-097	-	570-004
1992-88	Block	-	50mm	5	555-094	-	-	570-012
1992-88	Cylinder Head	-	25mm	6	555-097	565-097	-	570-004
1992-88	Cylinder Head	-	50mm	1	555-094	-	-	570-012
1992-88	Cylinder Head Pipe	-	1/2" Pipe	1	090-022	-	-	-
L6 - 4.2 (4227cc) - 2F								
1987-75	Engine Kit	-			NA	-	-	-
1987-75	Block	-	15/16"	2	555-016	565-016	-	570-004
1987-75	Block	-	25mm	4	555-097	565-097	-	570-004
1987-75	Block	-	50mm	5	555-094	-	-	570-012
1987-75	Cylinder Head	-	50mm	1	555-094	-	-	570-012
1987-75	Cylinder Head	-	25mm	6	555-097	565-097	-	570-004
1987-75	Cylinder Head Pipe	-	1/2" Pipe	1	090-022	-	-	-
L6 - 4.5 (4477cc) - 1FZFE								
1997-93	Engine Kit	-			NA	-	-	-
1997-93	Block	-	1-25/64"	9	555-179	-	-	-
1997-93	Block	-	50mm	2	555-094	-	-	570-012
1997-93	Cylinder Head	-	30mm	2	555-100	565-100	-	570-006
V6 - 2.5 (2508cc) - 2VZFE								
1991-88	Engine Kit	-			557-099	567-099	-	-
1991-88	Block	-	35mm	11	555-093	565-093	-	570-007
1991-88	Block Pipe	-	3/8" Pipe	2	090-130	-	-	-
1991-88	Cylinder Head	-	30mm	8	555-100	565-100	-	570-006
V6 - 3.0 (2959cc) - 3VZE								
1995-94	Engine Kit	-			NA	-	-	-
1995-94	Block	-	1-3/8"	11	555-025	565-025	568-008	570-007
1995-94	Block	-	35mm	11	555-093	565-093	-	570-007
1995-94	Block	-	40.8mm	6	555-095	565-095	-	570-009
1995-94	Block Pipe	-	3/8" Pipe	1	090-130	-	-	-
1995-94	Cylinder Head	-	20mm	2	555-101	565-101	-	-
1995-94	Cylinder Head	-	30mm	4	555-100	565-100	-	570-006
1993-89	Engine Kit	-			NA	-	-	-
1993-89	Block	-	35mm	11	555-093	565-093	-	570-007
1993-89	Block	-	40.8mm	6	555-095	565-095	-	570-009
1993-89	Block Pipe	-	3/8" Pipe	1	090-130	-	-	-
1993-89	Cylinder Head	-	30mm	4	555-100	565-100	-	570-006
1993-89	Cylinder Head	-	20mm	2	555-101	565-101	-	-
1988	Engine Kit	-			NA	-	-	-
1988	Block	-	20mm	11	555-101	565-101	-	-
1988	Block	-	35mm	11	555-093	565-093	-	570-007
1988	Block Pipe	-	3/8" Pipe	1	090-130	-	-	-
1988	Cylinder Head	-	20mm	2	555-101	565-101	-	-
1988	Cylinder Head	-	30mm	8	555-100	565-100	-	570-006
V6 - 3.0 (2967cc) - 3VZFE								
1993-92	Engine Kit	-			NA	-	-	-
1993-92	Block	-	35mm	11	555-093	565-093	-	570-007
1993-92	Block Pipe	-	3/8" Pipe	2	090-130	-	-	-
1993-92	Cylinder Head	-	30mm	8	555-100	565-100	-	570-006
V6 - 3.0 (2995cc) - 1MZFE								
2005-94	Engine Kit	-			NA	-	-	-
2005-94	Cylinder Head	-	30mm	8	555-100	565-100	-	570-006
V6 - 3.3 (3300cc) - 3MZFE								
2005-04	Engine Kit	-			NA	-	-	-
2005-04	Cylinder Head	-	30mm	8	555-100	565-100	-	570-006
V6 - 3.4 (3378cc) - 5VZFE								
2005-95	Engine Kit	-			NA	-	-	-

Expansion Plugs Applications (continued)



Make/ Engine/Years	Location	Description	Size	Qty	Dorman Steel	Dorman Brass	Dorman Copper	Dorman Rubber
TOYOTA (continued)								
V6 - 3.4 (3378cc) - 5VZFE (continued)								
2005-95	Block	-	1-3/8"	11	555-025	565-025	568-008	570-007
2005-95	Cylinder Head	-	30mm	8	555-100	565-100	-	570-006
V6 - 4.0 (4000cc) - 1GRFE								
2005-03	Block	-	1-25/64"	2	555-179	-	-	-
2005-03	Block	-	20mm	1	555-101	565-101	-	-
2005-03	Block	-	25mm	1	555-097	565-097	-	570-004
V8 - 4.7 (4663cc) - 2UZFE								
2005-98	Block	-	1-25/64"	8	555-179	-	-	-
2005-98	Cylinder Head	-	30mm	8	555-100	565-100	-	570-006
TRIUMPH								
L4 - 1.5 (1493cc)								
1980-73	Block (front)	-	1"	1	555-017	565-017	-	570-004
1980-73	Block (rear)	-	2" SC	1	555-069	565-069	568-012	570-012
1980-73	Block (side & front)	-	1-3/8"	4	555-025	565-025	568-008	570-007
1980-73	Block (side & rear)	-	1-1/4" SC	3	555-024	565-024	568-007	570-006
1980-73	Cylinder Head	-	1-1/4" SC	1	555-024	565-024	568-007	570-006
L4 - 2.0 (1998cc)								
1981-75	Block (side)	-	1"	1	555-017	565-017	-	570-004
1981-75	Block (side)	-	1-3/8"	1	555-025	565-025	568-008	570-007
L6 - 2.5 (2498cc)								
1976-68	Block (front)	-	1"	1	555-017	565-017	-	570-004
1976-68	Block (rear)	-	2" SC	1	555-069	565-069	568-012	570-012
1976-68	Block (rear)	-	1-1/4" SC	3	555-024	565-024	568-007	570-006
1976-68	Block (side)	-	1-3/8" SC	5	555-025	565-025	568-008	570-007
VOLKSWAGEN								
L4 - 1.5 (1457cc)								
1980-78	Engine Kit	Rabbit, Scirocco	-	-	557-039	567-039	-	-
1980-78	Block	Rabbit, Scirocco	36.5mm	4	555-103	565-103	-	570-008
L4 - 1.5 (1471cc)								
1980-79	Engine Kit	Diesel	-	-	557-096	-	-	-
1980-79	Block	Diesel	36.5mm	4	555-103	565-103	-	570-008
1980-79	Block	Diesel	9/16"	2	555-092	-	-	-
1975-74	Engine Kit	Diesel	-	-	557-039	567-039	-	-
1975-74	Block	Diesel	36.5mm	4	555-103	565-103	-	570-008
L4 - 1.6 (1584cc)								
1980	Engine Kit	Jetta	-	-	557-096	-	-	-
1980	Block	Jetta	9/16"	2	555-092	-	-	-
1980	Block	Jetta	36.5mm	4	555-103	565-103	-	570-008
L4 - 1.6 (1588cc)								
1992-82	Engine Kit	-	-	-	557-097	-	-	-
1992-82	Block	-	36.5mm	4	555-103	565-103	-	570-008
1992-82	Block	-	9/16"	2	555-092	-	-	-
1992-82	Cylinder Head	-	61/64"	1	555-125	-	-	570-004
1981-76	Engine Kit	-	-	-	557-096	-	-	-
1981-76	Block	-	36.5mm	4	555-103	565-103	-	570-008
1981-76	Block	-	9/16"	2	555-092	-	-	-
L4 - 1.7 (1715cc)								
1984-81	Engine Kit	-	-	-	557-097	-	-	-
1984-81	Block	-	36.5mm	4	555-103	565-103	-	570-008
1984-81	Block	-	9/16"	2	555-092	-	-	-
1984-81	Cylinder Head	-	61/64"	1	555-125	-	-	570-004
L4 - 1.8 (1780cc)								
1993-91	Engine Kit	Fox	-	-	557-097	-	-	-
1993-91	Block	Fox	9/16"	2	555-092	-	-	-
1993-91	Block	Fox	36.5mm	4	555-103	565-103	-	570-008
1993-91	Cylinder Head	Fox	61/64"	1	555-125	-	-	570-004
1990-87	Engine Kit	Fox	-	-	557-095	-	-	-
1990-87	Block	Fox	36.5mm	5	555-103	565-103	-	570-008
1990-87	Cylinder Head	Fox	61/64"	1	555-125	-	-	570-004
L4 - 1.8 (1780cc) - 2H,JH								
1993-85	Engine Kit	Cabriolet	-	-	557-097	-	-	-
1993-85	Block	Cabriolet	36.5mm	4	555-103	565-103	-	570-008
1993-85	Block	Cabriolet	9/16"	2	555-092	-	-	-
L4 - 1.8 (1780cc) - GX,HT								
1987-85	Engine Kit	Golf, Jetta	-	-	557-096	-	-	-
1987-85	Block	Golf, Jetta	9/16"	4	555-092	-	-	-
1987-85	Block	Golf, Jetta	36.5mm	4	555-103	565-103	-	570-008
1987-85	Cylinder Head	Golf, Jetta	61/64"	1	555-125	-	-	570-004
L4 - 1.8 (1780cc) - JN								
1986-85	Engine Kit	Quantum	-	-	557-097	-	-	-
1986-85	Block	Quantum	36.5mm	4	555-103	565-103	-	570-008
1986-85	Block	Quantum	9/16"	2	555-092	-	-	-
L4 - 1.8 (1780cc) - PG								
1992-90	Block	Corrado	36.5mm	2	555-103	565-103	-	570-008
1992-90	Cylinder Head	Corrado	1" SC	1	555-091	-	-	570-004
L4 - 1.8 (1780cc) - PL								
1989-87	Engine Kit	-	-	-	NA	-	-	-
1989-87	Block	-	9/16"	2	555-092	-	-	-
1989-87	Block	-	36.5mm	4	555-103	565-103	-	570-008
1989-87	Cylinder Head	-	28mm	1	555-117	-	-	570-005

Expansion Plugs Applications (continued)



Make/ Engine/Years	Location	Description	Size	Qty	Dorman Steel	Dorman Brass	Dorman Copper	Dorman Rubber
VOLKSWAGEN (continued)								
L4 - 1.8 (1780cc) - RD								
1987-86	Engine Kit	Golf, Jetta			NA	-	-	-
1987-86	Block	Golf, Jetta	36.5mm	4	555-103	565-103	-	570-008
1987-86	Block	Golf, Jetta	9/16"	2	555-092	-	-	-
1987-86	Cylinder Head	Golf, Jetta	1" SC	1	555-091	-	-	570-004
L4 - 1.8 (1788cc) - ACC								
1995-93	Engine Kit	Golf, Jetta			NA	-	-	-
1995-93	Block	Golf, Jetta	36.5mm	5	555-103	565-103	-	570-008
1995-93	Block	Golf, Jetta	9/16"	1	555-092	-	-	-
1995-93	Cylinder Head	Golf, Jetta	61/64"	1	555-125	-	-	570-004
1995-93	Cylinder Head (Oversized)	Golf, Jetta	1" SC	AR	555-091	-	-	570-004
L4 - 1.8 (1800cc)								
1998	Engine Kit	Beetle, Passat			NA	-	-	-
1998	Block	Beetle, Passat	36.5mm	4	555-103	565-103	-	570-008
L4 - 1.9 (1896cc) - AAZ								
1996-92	Engine Kit	Golf, Jetta, Passat			NA	-	-	-
1996-92	Block	Golf, Jetta, Passat	36.5mm	4	555-103	565-103	-	570-008
1996-92	Block	Golf, Jetta, Passat	9/16"	2	555-092	-	-	-
L4 - 1.9 (1915cc)								
1985-83	Engine Kit	Vanagon, Transporter			NA	-	-	-
1985-83	Cylinder Head	Vanagon, Transporter	61/64"	2	555-125	-	-	570-004
L4 - 2.0 (1984cc) - 9A								
1994-90	Engine Kit	16 Valve			NA	-	-	-
1994-90	Block	16 Valve	28mm	1	555-117	-	-	570-005
1994-90	Block	16 Valve	36.5mm	5	555-103	565-103	-	570-008
L4 - 2.0 (1984cc) - ABA								
1999-93	Engine Kit	-			NA	-	-	-
1999-93	Block	-	36.5mm	5	555-103	565-103	-	570-008
1999-93	Block	-	9/16"	2	555-092	-	-	-
1999-93	Cylinder Head	-	61/64"	1	555-125	-	-	570-004
1999-93	Cylinder Head (Oversized)	-	1" SC	AR	555-091	-	-	570-004
L4 - 2.1 (2109cc)								
1992-86	Engine Kit	Vanagon, Transporter			NA	-	-	-
1992-86	Cylinder Head	Vanagon, Transporter	61/64"	2	555-125	-	-	570-004
L5 - 2.2 (2144cc) - KM, WE								
1984-83	Engine Kit	Quantum			NA	-	-	-
1984-83	Block	Quantum	1" SC	1	555-091	-	-	570-004
1984-83	Block	Quantum	36.5mm	4	555-103	565-103	-	570-008
1984-83	Block	Quantum	9/16"	2	555-092	-	-	-
1984-83	Cylinder Head	Quantum	61/64"	1	555-125	-	-	570-004
L5 - 2.2 (2226cc) - JT, KX								
1988-85	Engine Kit	Quantum			557-093	-	-	-
1988-85	Block	Quantum	5/8"	1	555-168	-	-	-
1988-85	Block	Quantum	36.5mm	5	555-103	565-103	-	570-008
1988-85	Cylinder Head	Quantum	61/64"	1	555-125	-	-	570-004
L5 - 2.4 (2390cc)								
1995-93	Engine Kit	Eurovan, Transporter			NA	-	-	-
1995-93	Block	Eurovan, Transporter	2-43/64"	1	555-186	-	-	-
1995-93	Block	Eurovan, Transporter	36.5mm	5	555-103	565-103	-	570-008
1995-93	Block	Eurovan, Transporter	5/8"	1	555-168	-	-	-
1995-93	Block	Eurovan, Transporter	7/8"	1	555-119	-	-	570-003
1995-93	Cylinder Head	Eurovan, Transporter	61/64"	2	555-125	-	-	570-004
L5 - 2.5 (2459cc)								
1996-92	Engine Kit	Eurovan, Transporter			NA	-	-	-
1996-92	Block	Eurovan, Transporter	2-43/64"	1	555-186	-	-	-
1996-92	Block	Eurovan, Transporter	7/8"	1	555-119	-	-	570-003
1996-92	Block	Eurovan, Transporter	36.5mm	5	555-103	565-103	-	570-008
1996-92	Block	Eurovan, Transporter	5/8"	1	555-168	-	-	-
1996-92	Cylinder Head	Eurovan, Transporter	61/64"	2	555-125	-	-	570-004
V6 - 2.8 (2771cc) - AHA								
1998	Engine Kit	Passat			NA	-	-	-
1998	Block	Passat	25/64"	2	555-175	-	-	-
1998	Block	Passat	61/64"	1	555-125	-	-	570-004
1998	Cylinder Head	Passat	36.5mm	1	555-103	565-103	-	570-008
V6 - 2.8 (2792cc) - AAA								
1998-92	Engine Kit	Corrado, Golf, Jetta, Passat			NA	-	-	-
1998-92	Block	Corrado, Golf, Jetta, Passat	61/64"	1	555-125	-	-	570-004
1998-92	Block	Corrado, Golf, Jetta, Passat	25/64"	2	555-175	-	-	-
1998-92	Cylinder Head	Corrado, Golf, Jetta, Passat	36.5mm	1	555-103	565-103	-	570-008
VOLVO								
L4 - 2.1 (2127cc) - B21F								
1982-80	Engine Kit	-			NA	-	-	-
1982-80	Cylinder Head	-	1-1/8"	4	555-019	565-019	-	570-005
1982-80	Cylinder Head	-	53/64"	2	555-118	-	-	570-003
L4 - 2.1 (2127cc) - B21FT								
1985-81	Engine Kit	Turbo			NA	-	-	-
1985-81	Cylinder Head	Turbo	1-1/8"	4	555-019	565-019	-	570-005
1985-81	Cylinder Head	Turbo	53/64"	2	555-118	-	-	570-003
L4 - 2.3 (2316cc) - B230F								
1993-85	Engine Kit	-			557-078	-	-	-
1993-85	Block	-	1-37/64"	8	550-038	-	-	570-009
1993-85	Block	-	2-3/64"	1	550-045	-	-	-

Expansion Plugs Applications (continued)



Make/ Engine/Years	Location	Description	Size	Qty	Dorman Steel	Dorman Brass	Dorman Copper	Dorman Rubber
VOLVO (continued)								
L4 - 2.3 (2316cc) - B230F (continued)								
1993-85	Cylinder Head	-	1-1/16"	AR	555-185	-	-	-
1993-85	Cylinder Head	-	1-1/8"	4	555-019	565-019	-	570-005
1993-85	Cylinder Head	-	5/32"	2	555-118	-	-	570-003
L4 - 2.3 (2316cc) - B230FD								
1995-94	Engine Kit	-	-	-	557-078	-	-	-
1995-94	Block	-	1-3/16"	8	555-184	-	-	-
1995-94	Block	-	2-3/16"	1	550-045	-	-	-
1995-94	Cylinder Head	-	1-1/16"	AR	555-185	-	-	-
1995-94	Cylinder Head	-	1-1/8"	4	555-019	565-019	-	570-005
1995-94	Cylinder Head	-	5/32"	2	555-118	-	-	570-003
L4 - 2.3 (2316cc) - B230FT								
1995-85	Engine Kit	Turbo	-	-	557-078	-	-	-
1995-85	Block	Turbo	1-3/16"	8	555-184	-	-	-
1995-85	Block	Turbo	2-3/16"	1	550-045	-	-	-
1995-85	Block	Turbo	1-3/16"	8	550-038	-	-	570-009
1995-85	Cylinder Head	Turbo	1-1/16"	AR	555-185	-	-	-
1995-85	Cylinder Head	Turbo	1-1/8"	4	555-019	565-019	-	570-005
1995-85	Cylinder Head	Turbo	5/32"	2	555-118	-	-	570-003
L4 - 2.3 (2316cc) - B234F								
1993-92	Engine Kit	-	-	-	NA	-	-	-
1993-92	Block	-	1-3/16"	8	555-184	-	-	-
1993-92	Cylinder Head	-	1-1/8"	2	555-019	565-019	-	570-005
L4 - 2.3 (2316cc) - B23F								
1983	Engine Kit	-	-	-	557-078	-	-	-
1983	Cylinder Head	-	5/32"	2	555-118	-	-	570-003
1983	Cylinder Head	-	1-1/16"	AR	555-185	-	-	-
1983	Cylinder Head	-	1-1/8"	4	555-019	565-019	-	570-005
L5 - 2.3 (2319cc) - B5234FT								
1998	Engine Kit	Turbo	-	-	557-078	-	-	-
1998	Cylinder Head	Turbo	1-1/8"	4	555-019	565-019	-	570-005
1998	Cylinder Head	Turbo	5/32"	1	555-118	-	-	570-003
1998	Cylinder Head	Turbo	1-1/16"	1	555-185	-	-	-
L5 - 2.4 (2442cc) - B5254FS								
1998-93	Engine Kit	-	-	-	557-078	-	-	-
1998-93	Cylinder Head	-	1-1/16"	1	555-185	-	-	-
1998-93	Cylinder Head	-	1-1/8"	4	555-019	565-019	-	570-005
1998-93	Cylinder Head	-	5/32"	1	555-118	-	-	570-003
L5 - 2.4 (2442cc) - B5254FT								
1998	Engine Kit	Turbo	-	-	557-078	-	-	-
1998	Cylinder Head	Turbo	1-1/8"	4	555-019	565-019	-	570-005
1998	Cylinder Head	Turbo	5/32"	1	555-118	-	-	570-003
1998	Cylinder Head	Turbo	1-1/16"	1	555-185	-	-	-
L5 - 2.4 (2442cc) - B5254T								
1998	Engine Kit	Turbo	-	-	557-078	-	-	-
1998	Cylinder Head	Turbo	1-1/16"	1	555-185	-	-	-
1998	Cylinder Head	Turbo	1-1/8"	4	555-019	565-019	-	570-005
1998	Cylinder Head	Turbo	5/32"	1	555-118	-	-	570-003
L6 - 2.4 (2383cc) - D24								
1985-80	Engine Kit	-	-	-	557-079	-	-	-
1985-80	Block	-	36.5mm	6	555-103	565-103	-	570-008
1985-80	Block	-	61/64"	1	555-125	-	-	570-004
1985-80	Cylinder Head	-	61/64"	3	555-125	-	-	570-004
L6 - 2.4 (2383cc) - D24T								
1986-83	Engine Kit	Turbo	-	-	557-079	-	-	-
1986-83	Block	Turbo	36.5mm	3	555-103	565-103	-	570-008
1986-83	Cylinder Head	Turbo	61/64"	3	555-125	-	-	570-004
L6 - 2.9 (2917cc) - B6304F								
1998-92	Engine Kit	-	-	-	557-078	-	-	-
1998-92	Cylinder Head	-	1-1/16"	1	555-185	-	-	-
1998-92	Cylinder Head	-	1-1/8"	4	555-019	565-019	-	570-005
1998-92	Cylinder Head	-	5/32"	1	555-118	-	-	570-003
V6 - 2.8 (2849cc) - B280F								
1990-89	Engine Kit	-	-	-	NA	-	-	-
1990-89	Cylinder Head	-	1-1/16"	6	555-142	-	-	-
1990-89	Cylinder Head	-	1-27/64"	2	555-145	-	-	-
V6 - 2.8 (2849cc) - B28F								
1987-80	Engine Kit	-	-	-	NA	-	-	-
1987-80	Cylinder Head	-	1-27/64"	2	555-145	-	-	-
1987-80	Cylinder Head	-	1-1/16"	6	555-142	-	-	-

Expansion Plug Applications



Make/ Engine/Years	Location	Description	Size	Qty	Dorman Steel	Dorman Brass	Dorman Copper	Dorman Rubber
AUDI								
L4 - 1.5 (1470cc)								
1974-73	Engine Kit	-			557-039	567-039	—	—
1974-73	Block	-	36.5mm	4	555-103	565-103	—	570-008
L4 - 1.6 (1588cc)								
1983-75	Engine Kit	-			557-039	567-039	—	—
1983-75	Block	-	36.5mm	4	555-103	565-103	—	570-008
L4 - 1.7 (1715cc)								
1983-81	Engine Kit	-			557-039	567-039	—	—
1983-81	Block	-	36.5mm	4	555-103	565-103	—	570-008
L4 - 1.8 (1780cc)								
1987-84	Engine Kit	-			557-039	567-039	—	—
1987-84	Block	-	36.5mm	4	555-103	565-103	—	570-008
L4 - 2.0 (1983cc)								
1990-87	Engine Kit	-			557-039	567-039	—	—
1990-87	Block	-	36.5mm	4	555-103	565-103	—	570-008
L5 - 2.0 (1986cc)								
1983-80	Engine Kit	-			557-039	567-039	—	—
1983-80	Block	-	36.5mm	5	555-103	565-103	—	570-008
L5 - 2.2 (2144cc)								
1985-78	Engine Kit	-			557-094	—	—	—
1985-78	Block	-	36.5mm	5	555-103	565-103	—	570-008
1985-78	Block	-	5/8"	1	555-168	—	—	—
1985-78	Block	-	7/8"	1	555-119	—	—	570-003
1985-78	Cylinder Head	-	61/64"	1	555-125	—	—	570-004
L5 - 2.2 (2226cc)								
1996-84	Engine Kit	-			557-093	—	—	—
1996-84	Block	-	36.5mm	5	555-103	565-103	—	570-008
1996-84	Block	-	5/8"	1	555-168	—	—	—
1996-84	Cylinder Head	-	61/64"	1	555-125	—	—	570-004
L5 - 2.3 (2309cc)								
1992-87	Engine Kit	-			557-039	567-039	—	—
1992-87	Block	-	36.5mm	5	555-103	565-103	—	570-008
V6 - 2.8 (2771cc)								
1998-92	Engine Kit	-			557-039	567-039	—	—
1998-92	Block	-	36.5mm	6	555-103	565-103	—	570-008
V8 - 3.6 (3562cc)								
1991-90	Block	-	28mm	AR	555-117	—	—	570-005
V8 - 3.7 (3697cc)								
1998-97	Block	-	28mm	AR	555-117	—	—	570-005
V8 - 4.2 (4172cc)								
1998-97	Block	-	28mm	AR	555-117	—	—	570-005
V8 - 4.2 (4200cc)								
1994-92	Block	-	28mm	AR	555-117	—	—	570-005
AUSTIN								
L4 - 1.8 (1798cc)								
1975-73	Block	-	1-5/8"	4	555-030	565-030	568-010	570-009
BUICK								
L4 - 1.8 (111 CID) - J								
1986-84	Block	Turbo	1-27/64"	AR	555-169	—	—	—
1986-84	Block	Turbo	34.3mm	4	555-104	565-104	—	570-007
L4 - 1.8 (112 CID) - 0								
1986-82	Engine Kit	-			557-064	567-064	—	—
1986-82	Block	-	1-27/64"	AR	555-169	—	—	—
1986-82	Block	-	34.3mm	4	555-104	565-104	—	570-007
1986-82	Block	-	42.3mm	4	555-110	—	—	570-010
1986-82	Cylinder Head	-	34.3mm	4	555-104	565-104	—	570-007
1986-82	Oil Gallery Pipe	-	1/4" Pipe	AR	090-067	—	—	—
1986-82	Oil Gallery Pipe	-	1/8" Pipe	2	090-065	—	—	—
1986-82	Oil Gallery Pipe	-	3/8" Pipe	1	090-028	—	—	—
L4 - 1.8 (112 CID) - G								
1982	Engine Kit	-			557-064	567-064	—	—
1982	Block	-	34.3mm	4	555-104	565-104	—	570-007
1982	Block	-	42.3mm	4	555-110	—	—	570-010
1982	Cylinder Head	-	34.3mm	4	555-104	565-104	—	570-007
1982	Oil Gallery Pipe	-	1/4" Pipe	AR	090-067	—	—	—
1982	Oil Gallery Pipe	-	1/8" Pipe	2	090-065	—	—	—
1982	Oil Gallery Pipe	-	3/8" Pipe	1	090-028	—	—	—
L4 - 2.0 (122 CID) - 1								
1989-87	Engine Kit	-			557-064	567-064	—	—
1989-87	Block	-	34.3mm	1	555-104	565-104	—	570-007
1989-87	Block	-	42.3mm	4	555-110	—	—	570-010
1989-87	Cylinder Head	-	34.3mm	1	555-104	565-104	—	570-007
1989-87	Oil Gallery Pipe	-	1/4" Pipe	AR	090-067	—	—	—
1989-87	Oil Gallery Pipe	-	1/8" Pipe	2	090-065	—	—	—
1989-87	Oil Gallery Pipe	-	3/8" Pipe	1	090-028	—	—	—
L4 - 2.0 (122 CID) - K								
1989-87	Oil Gallery Pipe	-	1/4" Pipe	AR	090-067	—	—	—
1989-87	Oil Gallery Pipe	-	1/8" Pipe	2	090-065	—	—	—
1989-87	Oil Gallery Pipe	-	3/8" Pipe	1	090-028	—	—	—
1988-87	Block	-	1-27/64"	AR	555-169	—	—	—
1988-87	Block	-	34.3mm	4	555-104	565-104	—	570-007
1988-87	Cylinder Head	-	15/16"	2	555-016	565-016	—	570-004

Expansion Plug Applications



Expansion Plug Applications

8

Make/ Engine/Years	Location	Description	Size	Qty	Dorman Steel	Dorman Brass	Dorman Copper	Dorman Rubber
BUICK (continued)								
L4 - 2.0 (122 CID) - M								
1987	Block	Turbo	1-27/64"	AR	555-169	—	—	—
1987	Block	Turbo	34.3mm	4	555-104	565-104	—	570-007
1987	Oil Gallery Pipe	Turbo	1/4" Pipe	AR	090-067	—	—	—
1987	Oil Gallery Pipe	Turbo	1/8" Pipe	2	090-065	—	—	—
1987	Oil Gallery Pipe	Turbo	3/8" Pipe	1	090-028	—	—	—
L4 - 2.0 (122 CID) - P								
1986-83	Engine Kit	-	-	-	557-064	567-064	—	—
1986-83	Block	-	34.3mm	1	555-104	565-104	—	570-007
1986-83	Block	-	42.3mm	4	555-110	—	—	570-010
1986-83	Cylinder Head	-	34.3mm	1	555-104	565-104	—	570-007
1986-83	Oil Gallery Pipe	-	1/4" Pipe	AR	090-067	—	—	—
1986-83	Oil Gallery Pipe	-	1/8" Pipe	2	090-065	—	—	—
1986-83	Oil Gallery Pipe	-	3/8" Pipe	1	090-028	—	—	—
L4 - 2.2 (134 CID) - 4								
1996-93	Engine Kit	-	-	-	557-109	—	—	—
1996-93	Block	-	42.3mm	4	555-110	—	—	570-010
1996-93	Cylinder Head	-	34.3mm	1	555-104	565-104	—	570-007
1996-93	Oil Gallery Pipe	-	1/2" Pipe	2	090-092	—	—	—
1996-93	Oil Gallery Pipe	-	1/4" Pipe	1	090-122	—	—	—
1996-93	Oil Gallery Pipe	-	1/4" Pipe	1	090-026	—	—	—
L4 - 2.3 (138 CID) - D,3								
1995-89	Block Pipe	-	1/4" Pipe	AR	090-067	—	—	—
1995-89	Cylinder Head	-	1"	1	555-017	565-017	—	570-004
1995-89	Cylinder Head	-	20mm	2	555-101	565-101	—	—
1995-89	Oil Gallery Pipe	-	1/4" Pipe	1	090-026	—	—	—
1995-89	Oil Gallery Pipe	-	1/8" Pipe	2	090-065	—	—	—
1995-89	Oil Gallery Pipe	-	3/8" Pipe	AR	—	490-072	—	—
1988	Block Pipe	-	3/8" Pipe	3	090-028	—	—	—
1988	Camshaft	-	2-7/64"	1	555-080	—	—	570-014
1988	Cylinder Head	-	1"	1	555-017	565-017	—	570-004
1988	Cylinder Head	-	20mm	2	555-101	565-101	—	—
1988	Oil Gallery Pipe	-	1/4" Pipe	3	090-026	—	—	—
1988	Oil Gallery Pipe	-	1/8" Pipe	1	090-046	—	—	—
L4 - 2.4 (146 CID) - T								
1998-96	Block Pipe	-	1/4" Pipe	1	090-026	—	—	—
1998-96	Cylinder Head	-	1-1/4" SC	1	555-024	565-024	568-007	570-006
1998-96	Cylinder Head	-	3/4"	2	555-012	565-012	—	570-003
L4 - 2.5 (151 CID)								
1992-80	Engine Kit	-	-	-	557-042	567-042	—	—
1992-80	Block-Rear	-	1-61/64"	1	555-041	565-041	—	570-012
1992-80	Block-Side	-	41.5mm	3	555-087	—	—	570-009
1992-80	Camshaft	-	2-7/64"	1	555-080	—	—	570-014
1992-80	Cylinder Head	-	1-7/8"	1	555-038	565-038	—	570-012
1992-80	Cylinder Head	-	21.66mm	4	570-003	—	—	—
1992-80	Cylinder Head	-	41.5mm	1	555-087	—	—	570-009
1992-80	Oil Gallery	-	14.98mm H	1	555-114	—	—	—
1992-80	Oil Gallery	-	19/32"	2	555-009	—	—	—
1992-80	Oil Gallery Pipe	-	3/8" Pipe	1	090-028	—	—	—
L6 - 4.1 (250 CID)								
1975-68	Engine Kit	-	-	-	557-005	567-005	—	—
1975-68	Block-Rear	-	2-1/64"	1	555-045	565-045	—	570-014
1975-68	Block-Side	-	1-5/8"	3	555-030	565-030	568-010	570-009
1975-68	Camshaft	-	2-3/32"	1	555-085	—	—	—
1975-68	Camshaft	-	2-3/32" SC	1	555-049	565-049	—	570-014
1975-68	Camshaft	-	2-7/64"	1	555-080	—	—	570-014
1975-68	Cylinder Head	-	15/16"	3	555-016	565-016	—	570-004
1975-68	Oil Gallery	-	19/32"	1	555-009	—	—	—
1975-68	Oil Gallery Pipe	-	3/8" Pipe	1	090-028	—	—	—
V6 - 2.8 (173 CID)								
1989-80	Engine Kit	-	-	-	557-048	567-048	—	—
1989-80	Block	-	34.3mm	6	555-104	565-104	—	570-007
1989-80	Block	-	7/8"	1	555-014	565-014	—	570-004
1989-80	Block Pipe	-	1/4" Pipe	2	090-075	—	—	—
1989-80	Cylinder Head	-	1" SC	2	555-018	565-018	—	570-005
1989-80	Cylinder Head Pipe	-	1/4" Pipe	1	090-067	—	—	—
1989-80	Oil Gallery Pipe	-	1/4" Pipe	1	090-067	—	—	—
1989-80	Oil Gallery Pipe	-	1/4" Pipe	AR	090-068	—	—	—
1989-80	Oil Gallery Pipe	-	1/4" Pipe	AR	090-071	—	—	—
1989-80	Oil Gallery Pipe	-	1/8" Pipe	2	090-065	—	—	—
1989-80	Oil Gallery Pipe	-	1/8" Pipe	2	090-070	—	—	—
1989-80	Oil Gallery Pipe	-	3/8" Pipe	1	090-019	—	—	—
1989-80	Oil Gallery Pipe	-	3/8" Pipe	1	090-028	—	—	—
V6 - 3.0 (181 CID)								
1988-85	Block	-	1-7/32"	AR	555-022	—	—	570-006
1988-85	Block-Rear	-	1-1/8"	4	555-019	565-019	—	570-005
1988-85	Block-Side	-	1-1/2" SC	4	555-077	565-077	—	570-008
1988-85	Block-Side	-	1-9/16"	4	555-029	565-029	—	570-009
1988-85	Camshaft	-	1-61/64" SC	1	555-109	—	—	570-012
1988-85	Cylinder Head	-	1-1/8"	4	555-019	565-019	—	570-005
1988-85	Oil Gallery	-	5/8" SC	AR	555-011	565-011	—	—
1988-85	Oil Gallery Pipe	-	1/8" Pipe	AR	090-070	—	—	—

Expansion Plug Applications



Make/ Engine/Years	Location	Description	Size	Qty	Dorman Steel	Dorman Brass	Dorman Copper	Dorman Rubber
BUICK (continued)								
V6 - 3.0 (181 CID) (continued)								
1984-82	Block	-	1-7/32"	AR	555-022	—	—	570-006
1984-82	Block-Rear	-	1-1/8"	4	555-019	565-019	—	570-005
1984-82	Block-Side	-	1-1/2" SC	4	555-077	565-077	—	570-008
1984-82	Block-Side	-	1-9/16"	4	555-029	565-029	—	570-009
1984-82	Camshaft	-	1-59/64" SC	1	555-075	—	—	570-012
1984-82	Cylinder Head	-	1-1/8"	4	555-019	565-019	—	570-005
1984-82	Oil Gallery	-	5/8" SC	AR	555-011	565-011	—	—
1984-82	Oil Gallery Pipe	-	1/8" Pipe	AR	090-070	—	—	—
V6 - 3.1 (189 CID) - J								
2005-00	Block	-	34.3mm	1	555-104	565-104	—	570-007
2005-00	Cylinder Head	-	1" SC	2	555-018	565-018	—	570-005
V6 - 3.1 (189 CID) - M								
1999-94	Block	-	5/8"	1	555-168	—	—	—
1999-94	Block Pipe	-	1/4" Pipe	4	090-067	—	—	—
1999-94	Block Pipe	-	1/8" Pipe	1	090-070	—	—	—
1999-94	Block Pipe	-	3/8" Pipe	1	090-019	—	—	—
1999-94	Camshaft	-	2-7/64"	1	555-170	—	—	—
1999-94	Cylinder Head	-	1" SC	4	555-018	565-018	—	570-005
1999-94	Cylinder Head Pipe	-	1/4" Pipe	1	090-067	—	—	—
V6 - 3.1 (189 CID) - T								
1993	Block	Regal	34.3mm	6	555-104	565-104	—	570-007
1993	Block Pipe	Regal	1/4" Pipe	2	090-122	—	—	—
1993	Block Pipe	Regal	3/8" Pipe	AR	090-019	—	—	—
1993	Camshaft	Regal	2-7/64"	1	555-170	—	—	—
1993	Cylinder Head	Regal	1" SC	AR	555-018	565-018	—	570-005
1993	Cylinder Head Pipe	Regal	1/4" Pipe	1	090-067	—	—	—
1993	Oil Gallery Pipe	Regal	1/4" Pipe	AR	090-067	—	—	—
1993	Oil Gallery Pipe	Regal	1/8" Pipe	2	090-070	—	—	—
1992-89	Engine Kit	Regal	—	—	557-048	567-048	—	—
1992-89	Block	Regal	34.3mm	6	555-104	565-104	—	570-007
1992-89	Block Pipe	Regal	1/4" Pipe	2	090-122	—	—	—
1992-89	Cylinder Head	Regal	1" SC	AR	555-018	565-018	—	570-005
1992-89	Cylinder Head Pipe	Regal	1/4" Pipe	1	090-067	—	—	—
1992-89	Intake Manifold	Regal	7/8"	1	555-014	565-014	—	570-004
1992-89	Oil Gallery Pipe	Regal	1/4" Pipe	AR	090-071	—	—	—
1992-89	Oil Gallery Pipe	Regal	1/4" Pipe	AR	090-067	—	—	—
1992-89	Oil Gallery Pipe	Regal	1/8" Pipe	2	090-070	—	—	—
1992-89	Oil Gallery Pipe	Regal	3/8" Pipe	AR	090-019	—	—	—
V6 - 3.2 (196 CID)								
1979-78	Engine Kit	For blocks with 1-1/2" Plugs	—	—	557-019	567-019	—	—
1979-78	Block Pipe	-	1/4" Pipe	1	—	490-071	—	—
1979-78	Block Pipe	-	1/8" Pipe	AR	090-070	—	—	—
1979-78	Block-Rear	-	1-1/8"	4	555-019	565-019	—	570-005
1979-78	Block-Rear	-	1-7/32"	4	555-022	—	—	570-006
1979-78	Block-Side	-	1-1/2" SC	4	555-077	565-077	—	570-008
1979-78	Block-Side	-	1-9/16"	4	555-029	565-029	—	570-009
1979-78	Camshaft	-	1-59/64" SC	1	555-075	—	—	570-012
1979-78	Camshaft	-	1-61/64" SC	1	555-109	—	—	570-012
1979-78	Cylinder Head	-	1-1/8"	4	555-019	565-019	—	570-005
1979-78	Cylinder Head	-	1-7/32"	4	555-022	—	—	570-006
1979-78	Oil Gallery	-	1"	AR	555-017	565-017	—	570-004
1979-78	Oil Gallery	-	19/32"	1	555-009	—	—	—
1979-78	Oil Gallery	-	5/8" SC	2	555-011	565-011	—	—
1979-78	Oil Gallery Pipe	-	1/4" Pipe	1	—	490-075	—	—
1979-78	Oil Gallery Pipe	-	1/4" Pipe	2	090-026	—	—	—
1979-78	Oil Gallery Pipe	-	1/4" Pipe	AR	090-068	—	—	—
1979-78	Oil Gallery Pipe	-	3/8" Pipe	1	090-028	—	—	—
V6 - 3.3 (204 CID)								
1993-89	Block-Side	-	1-1/2" SC	6	555-077	565-077	—	570-008
1993-89	Block-Side	-	1-9/16"	4	555-029	565-029	—	570-009
1993-89	Camshaft	-	1-61/64" SC	1	555-109	—	—	570-012
1993-89	Cylinder Head	-	1-1/8"	4	555-019	565-019	—	570-005
1993-89	Cylinder Head	-	1-7/32"	AR	555-022	—	—	570-006
1993-89	Oil Gallery	-	19/32"	1	555-009	—	—	—
1993-89	Oil Gallery Pipe	-	1/4" Pipe	AR	090-026	—	—	—
1993-89	Oil Gallery Pipe	-	1/4" Pipe	AR	090-067	—	—	—
1993-89	Oil Gallery Pipe	-	1/4" Pipe	AR	090-068	—	—	—
1993-89	Oil Gallery Pipe	-	1/4" Pipe	AR	—	490-075	—	—
1993-89	Oil Gallery Pipe	-	3/8" Pipe	1	090-028	—	—	—
V6 - 3.4 (207 CID) - E								
2005-02	Block	-	34.3mm	6	555-104	565-104	—	570-007
2005-02	Cylinder Head	-	1" SC	4	555-018	565-018	—	570-005
V6 - 3.5L (211 CID)								
2005	Camshaft	-	2-7/64"	1	555-080	—	—	570-014
2005	Cylinder Head	-	1" SC	2	555-018	565-018	—	570-005
2005	Oil Gallery	-	5/8"	1	555-168	—	—	—
V6 - 3.6L (220 CID)								
2005-04	Block	-	34.3mm	1	555-104	565-104	—	570-007
V6 - 3.8 (231 CID) - 1,2,3,C,K,L								
2005-88	Engine Kit	w/Balance Shaft	—	—	557-121	—	—	—
2005-88	Balance Shaft	w/Balance Shaft	1-61/64" SC	1	555-109	—	—	570-012

Expansion Plug Applications



Make/ Engine/Years	Location	Description	Size	Qty	Dorman Steel	Dorman Brass	Dorman Copper	Dorman Rubber
BUICK (continued)								
V6 - 3.8 (231 CID) - 1,2,3,C,K,L (continued)								
2005-88	Balance Shaft (.010 OS)	w/Balance Shaft	1-1/32"	1	555-165	—	—	—
2005-88	Block	w/Balance Shaft	1" SC	1	555-018	565-018	—	570-005
2005-88	Block Pipe	w/Balance Shaft	1/4" Pipe	1	—	490-136	—	—
2005-88	Block Pipe	w/Balance Shaft	1/4" Pipe	2	090-026	—	—	—
2005-88	Block Pipe	w/Balance Shaft	1/8" Pipe	AR	090-070	—	—	—
2005-88	Block-Side	w/Balance Shaft	1-1/2" SC	6	555-077	565-077	—	570-008
2005-88	Block-Side	w/Balance Shaft	1-9/16"	AR	555-029	565-029	—	570-009
2005-88	Camshaft	w/Balance Shaft	1-1/32"	1	555-173	—	—	—
2005-88	Camshaft	w/Balance Shaft	1-61/64" SC	1	555-109	—	—	570-012
2005-88	Camshaft (.010 OS)	w/Balance Shaft	1-1/32"	1	555-165	—	—	—
2005-88	Cylinder Head	w/Balance Shaft	1-1/8"	4	555-019	565-019	—	570-005
2005-88	Cylinder Head	w/Balance Shaft	1-7/32"	AR	555-022	—	—	570-006
2005-88	Oil Gallery	w/Balance Shaft	19/32"	2	555-009	—	—	—
V6 - 3.8 (231 CID) - 2,3,8,9,A,C,G								
1985-75	Engine Kit	For blocks with 1-1/2" Plugs	—	—	557-019	567-019	—	—
1985-75	Block Pipe	-	1/4" Pipe	1	—	490-071	—	—
1985-75	Block Pipe	-	1/8" Pipe	AR	090-070	—	—	—
1985-75	Block-Rear	-	1-1/8"	4	555-019	565-019	—	570-005
1985-75	Block-Rear	-	1-7/32"	AR	555-022	—	—	570-006
1985-75	Block-Side	-	1-1/2" SC	4	555-077	565-077	—	570-008
1985-75	Block-Side	-	1-9/16"	4	555-029	565-029	—	570-009
1985-75	Camshaft	-	1-59/64" SC	1	555-075	—	—	570-012
1985-75	Cylinder Head	-	1-1/8"	4	555-019	565-019	—	570-005
1985-75	Cylinder Head	-	1-1/8" SC	4	555-020	565-020	—	570-005
1985-75	Cylinder Head	-	1-7/32"	4	555-022	—	—	570-006
1985-75	Oil Gallery	-	1"	AR	555-017	565-017	—	570-004
1985-75	Oil Gallery	-	19/32"	1	555-009	—	—	—
1985-75	Oil Gallery	-	5/8" SC	2	555-011	565-011	—	—
1985-75	Oil Gallery Pipe	-	1/4" Pipe	1	—	490-075	—	—
1985-75	Oil Gallery Pipe	-	1/4" Pipe	2	090-026	—	—	—
1985-75	Oil Gallery Pipe	-	1/4" Pipe	AR	090-068	—	—	—
1985-75	Oil Gallery Pipe	-	3/8" Pipe	1	090-028	—	—	—
V6 - 3.8 (231 CID) - 3,7,A,B,C								
1988-86	Engine Kit	wo/Balance Shaft; For blocks with 1-1/2" Plugs	—	—	557-019	567-019	—	—
1988-86	Block Pipe	wo/Balance Shaft	1/4" Pipe	1	—	490-071	—	—
1988-86	Block Pipe	wo/Balance Shaft	1/8" Pipe	AR	090-070	—	—	—
1988-86	Block-Rear	wo/Balance Shaft	1-1/8"	4	555-019	565-019	—	570-005
1988-86	Block-Rear	wo/Balance Shaft	1-7/32"	AR	555-022	—	—	570-006
1988-86	Block-Side	wo/Balance Shaft	1-1/2" SC	4	555-077	565-077	—	570-008
1988-86	Block-Side	wo/Balance Shaft	1-9/16"	4	555-029	565-029	—	570-009
1988-86	Block-Side	wo/Balance Shaft	1-61/64" SC	1	555-109	—	—	570-012
1988-86	Camshaft	wo/Balance Shaft	1-1/8"	4	555-019	565-019	—	570-005
1988-86	Cylinder Head	wo/Balance Shaft	1-1/8" SC	4	555-020	565-020	—	570-005
1988-86	Cylinder Head	wo/Balance Shaft	1-7/32"	4	555-022	—	—	570-006
1988-86	Oil Gallery	wo/Balance Shaft	1"	AR	555-017	565-017	—	570-004
1988-86	Oil Gallery	wo/Balance Shaft	19/32"	1	555-009	—	—	—
1988-86	Oil Gallery	wo/Balance Shaft	5/8" SC	2	555-011	565-011	—	—
1988-86	Oil Gallery Pipe	wo/Balance Shaft	1/4" Pipe	1	—	490-075	—	—
1988-86	Oil Gallery Pipe	wo/Balance Shaft	1/4" Pipe	2	090-026	—	—	—
1988-86	Oil Gallery Pipe	wo/Balance Shaft	1/4" Pipe	AR	090-068	—	—	—
1988-86	Oil Gallery Pipe	wo/Balance Shaft	3/8" Pipe	1	090-028	—	—	—
V6 - 4.1 (252 CID) - 4								
1984-80	Engine Kit	For blocks with 1-1/2" Plugs	—	—	557-019	567-019	—	—
1984-80	Block Pipe	-	1/4" Pipe	1	—	490-071	—	—
1984-80	Block Pipe	-	1/8" Pipe	AR	090-070	—	—	—
1984-80	Block-Rear	-	1-1/8"	4	555-019	565-019	—	570-005
1984-80	Block-Rear	-	1-7/32"	4	555-022	—	—	570-006
1984-80	Block-Side	-	1-1/2" SC	4	555-077	565-077	—	570-008
1984-80	Block-Side	-	1-9/16"	4	555-029	565-029	—	570-009
1984-80	Camshaft	-	1-59/64" SC	1	555-075	—	—	570-012
1984-80	Camshaft	-	1-61/64" SC	1	555-109	—	—	570-012
1984-80	Cylinder Head	-	1-1/8"	4	555-019	565-019	—	570-005
1984-80	Cylinder Head	-	1-7/32"	4	555-022	—	—	570-006
1984-80	Oil Gallery	-	1"	AR	555-017	565-017	—	570-004
1984-80	Oil Gallery	-	19/32"	1	555-009	—	—	—
1984-80	Oil Gallery	-	5/8" SC	2	555-011	565-011	—	—
1984-80	Oil Gallery Pipe	-	1/4" Pipe	1	—	490-075	—	—
1984-80	Oil Gallery Pipe	-	1/4" Pipe	2	090-026	—	—	—
1984-80	Oil Gallery Pipe	-	1/4" Pipe	AR	090-068	—	—	—
1984-80	Oil Gallery Pipe	-	3/8" Pipe	1	090-028	—	—	—
V6 - 4.3 (260 CID) - T,V								
1985-82	Engine Kit	Diesel	—	—	557-025	567-025	—	—
1985-82	Block-Side	Diesel	1-1/2"	6	555-028	565-028	568-009	570-008
1985-82	Block-Side	Diesel	1-1/2" SC	6	555-077	565-077	—	570-008
1985-82	Block-Side	Diesel	1-61/64" SC	6	555-109	—	—	570-012
1985-82	Cylinder Head	Diesel	1-1/4"	4	555-023	565-023	568-007	570-006
1985-82	Oil Gallery	Diesel	29/32" (0.914")	1	555-113	—	—	570-004
1985-82	Oil Gallery	Diesel	29/32" (0.925")	1	555-015	565-015	—	570-004
1985-82	Oil Gallery Pipe	Diesel	3/8" Pipe	1	090-077	—	—	—
V8 - 4.3 (260 CID)								
1976-75	Engine Kit	-	—	—	557-025	567-025	—	—

Expansion Plug Applications



Make/ Engine/Years	Location	Description	Size	Qty	Dorman Steel	Dorman Brass	Dorman Copper	Dorman Rubber
BUICK (continued)								
V8 - 4.3 (260 CID) (continued)								
1976-75	Block	-	1-1/2"	6	555-028	565-028	568-009	570-008
1976-75	Block	-	1-1/2" SC	6	555-077	565-077	—	570-008
1976-75	Camshaft	-	2-3/32"	1	555-085	—	—	—
1976-75	Camshaft	-	2-3/32" SC	1	555-049	565-049	—	570-014
1976-75	Camshaft	-	2-7/64"	1	555-080	—	—	570-014
1976-75	Cylinder Head	-	1-1/4"	4	555-023	565-023	568-007	570-006
1976-75	Oil Gallery	-	29/32" (0.914")	1	555-113	—	—	570-004
1976-75	Oil Gallery	-	29/32" (0.925")	1	555-015	565-015	—	570-004
1976-75	Oil Gallery Pipe	-	1/2" Pipe	AR	090-022	—	—	—
1976-75	Oil Gallery Pipe	-	11/16"-16	1	090-069	—	—	—
1976-75	Oil Gallery Pipe	-	3/8" Pipe	1	090-077	—	—	—
1976-75	Oil Gallery Pipe	-	3/8" Pipe	2	090-028	—	—	—
1976-75	Oil Gallery Pipe	-	3/8" Pipe	AR	—	490-072	—	—
V8 - 4.3 (265 CID) - S								
1981-80	Engine Kit	-	—	—	557-001	567-001	—	—
1981-80	Block	-	1-5/8"	8	555-030	565-030	568-010	570-009
1981-80	Block-Drain Pipe	-	1/4" Pipe	2	—	490-075	—	—
1981-80	Camshaft	-	2-3/32"	1	555-085	—	—	—
1981-80	Camshaft	-	2-3/32" SC	1	555-049	565-049	—	570-014
1981-80	Camshaft	-	2-7/64"	1	555-080	—	—	570-014
1981-80	Oil Gallery	-	1/2"	3	555-005	565-005	—	—
1981-80	Oil Gallery Pipe	-	1/4" Pipe	6	090-026	—	—	—
1981-80	Oil Gallery Pipe	-	1/4" Pipe	AR	090-067	—	—	—
1981-80	Oil Gallery Pipe	-	1/4" Pipe	AR	090-068	—	—	—
1981-80	Oil Gallery Pipe	-	1/4" Pipe	AR	090-071	—	—	—
1981-80	Oil Gallery Pipe	-	1/8" Pipe	AR	090-070	—	—	—
V8 - 4.4 (267 CID) - J								
1982	Engine Kit	-	—	—	557-001	567-001	—	—
1982	Block	-	1-5/8"	8	555-030	565-030	568-010	570-009
1982	Block-Drain Pipe	-	1/4" Pipe	2	—	490-075	—	—
1982	Camshaft	-	2-3/32"	1	555-085	—	—	—
1982	Camshaft	-	2-3/32" SC	1	555-049	565-049	—	570-014
1982	Camshaft	-	2-7/64"	1	555-080	—	—	570-014
1982	Oil Gallery	-	1/2"	3	555-005	565-005	—	—
1982	Oil Gallery Pipe	-	1/4" Pipe	6	090-026	—	—	—
1982	Oil Gallery Pipe	-	1/4" Pipe	AR	090-067	—	—	—
1982	Oil Gallery Pipe	-	1/4" Pipe	AR	090-068	—	—	—
1982	Oil Gallery Pipe	-	1/4" Pipe	AR	090-071	—	—	—
1982	Oil Gallery Pipe	-	1/8" Pipe	AR	090-070	—	—	—
V8 - 4.9 (301 CID)								
1980-77	Engine Kit	-	—	—	557-016	567-016	—	—
1980-77	Block	-	1-61/64"	8	555-041	565-041	—	570-012
1980-77	Camshaft	-	2-3/64" SC	1	555-047	565-047	—	570-014
1980-77	Cylinder Head	-	1-3/16"	1	555-086	—	—	570-006
1980-77	Cylinder Head	-	1-3/8"	4	555-025	565-025	568-008	570-007
1980-77	Oil Gallery	-	15/16"	1	555-016	565-016	—	570-004
1980-77	Oil Gallery	-	9/16"	2	555-008	565-008	—	—
1980-77	Oil Gallery Pipe	-	3/8" Pipe	2	090-028	—	—	—
V8 - 5.0 (305 CID)								
1992-77	Engine Kit	-	—	—	557-001	567-001	—	—
1992-77	Block	-	1-5/8"	2	555-030	565-030	568-010	570-009
1992-77	Block-Drain Pipe	-	1/4" Pipe	2	—	490-075	—	—
1992-77	Camshaft	-	2-3/32"	1	555-085	—	—	—
1992-77	Camshaft	-	2-3/32" SC	1	555-049	565-049	—	570-014
1992-77	Camshaft	-	2-7/64"	1	555-080	—	—	570-014
1992-77	Oil Gallery	-	1/2"	3	555-005	565-005	—	—
1992-77	Oil Gallery Pipe	-	1/4" Pipe	AR	090-071	—	—	—
1992-77	Oil Gallery Pipe	-	1/4" Pipe	AR	090-068	—	—	—
1992-77	Oil Gallery Pipe	-	1/4" Pipe	6	090-026	—	—	—
1992-77	Oil Gallery Pipe	-	1/4" Pipe	AR	090-067	—	—	—
1992-77	Oil Gallery Pipe	-	1/8" Pipe	AR	090-070	—	—	—
V8 - 5.0 (307 CID)								
1990-80	Engine Kit	-	—	—	557-025	567-025	—	—
1990-80	Block	-	1-1/2"	6	555-028	565-028	568-009	570-008
1990-80	Block	-	1-1/2" SC	6	555-077	565-077	—	570-008
1990-80	Camshaft	-	2-3/32"	1	555-085	—	—	—
1990-80	Camshaft	-	2-3/32" SC	1	555-049	565-049	—	570-014
1990-80	Camshaft	-	2-7/64"	1	555-080	—	—	570-014
1990-80	Cylinder Head	-	1-1/4"	4	555-023	565-023	568-007	570-006
1990-80	Oil Gallery	-	29/32" (0.914")	1	555-113	—	—	570-004
1990-80	Oil Gallery	-	29/32" (0.925")	1	555-015	565-015	—	570-004
1990-80	Oil Gallery Pipe	-	1/2" Pipe	AR	090-022	—	—	—
1990-80	Oil Gallery Pipe	-	11/16"-16	1	090-069	—	—	—
1990-80	Oil Gallery Pipe	-	3/8" Pipe	1	090-077	—	—	—
1990-80	Oil Gallery Pipe	-	3/8" Pipe	2	090-028	—	—	—
1990-80	Oil Gallery Pipe	-	3/8" Pipe	AR	—	490-072	—	—
V8 - 5.7 (350 CID)								
1971-68	Engine Kit	-	—	—	557-001	567-001	—	—
1971-68	Block	-	1-5/8"	8	555-030	565-030	568-010	570-009
1971-68	Camshaft	-	2-3/32"	1	555-085	—	—	—
1971-68	Camshaft	-	2-3/32" SC	1	555-049	565-049	—	570-014

Expansion Plug Applications



Make/ Engine/Years	Location	Description	Size	Qty	Dorman Steel	Dorman Brass	Dorman Copper	Dorman Rubber
BUICK (continued)								
V8 - 5.7 (350 CID) (continued)								
1971-68	Camshaft	-	2-7/64"	1	555-080	—	—	570-014
1971-68	Oil Gallery	-	1/2"	3	555-005	565-005	—	—
1971-68	Oil Gallery Pipe	-	1/4" Pipe	5	090-026	—	—	—
V8 - 5.7 (350 CID) - 7								
1993-92	Block	-	1-5/8"	8	555-030	565-030	568-010	570-009
1993-92	Block	-	15/32"	1	555-172	—	—	—
1993-92	Camshaft	-	2-7/64"	AR	555-170	—	—	—
1993-92	Cylinder Head Pipe	-	3/8" Pipe	1	090-019	—	—	—
1993-92	Oil Gallery	-	1/2"	3	555-005	565-005	—	—
1993-92	Oil Gallery	-	15/32"	1	555-172	—	—	—
1993-92	Oil Gallery	-	9/16"	2	555-171	—	—	—
1993-92	Oil Gallery Pipe	-	1/4" Pipe	2	090-067	—	—	—
1993-92	Oil Gallery Pipe	-	1/4" Pipe	2	090-122	—	—	—
V8 - 5.7 (350 CID) - H								
1977-72	Engine Kit	-	—	—	557-019	567-019	—	—
1977-72	Block	-	1-1/2"	6	555-028	565-028	568-009	570-008
1977-72	Block	-	1-1/2" SC	6	555-077	565-077	—	570-008
1977-72	Camshaft	-	1-59/64" SC	1	555-075	—	—	570-012
1977-72	Cylinder Head	-	1-1/8"	4	555-019	565-019	—	570-005
1977-72	Cylinder Head	-	1-7/32"	AR	555-022	—	—	570-006
1977-72	Oil Gallery	-	19/32"	2	555-009	—	—	—
1977-72	Oil Gallery	-	5/8" SC	AR	555-011	565-011	—	—
1977-72	Oil Gallery Pipe	-	1/4" Pipe	2	090-026	—	—	—
V8 - 5.7 (350 CID) - J								
1977-72	Engine Kit	-	—	—	557-019	567-019	—	—
1977-72	Block	-	1-1/2"	6	555-028	565-028	568-009	570-008
1977-72	Block	-	1-1/2" SC	6	555-077	565-077	—	570-008
1977-72	Camshaft	-	1-59/64" SC	1	555-075	—	—	570-012
1977-72	Cylinder Head	-	1-1/8"	4	555-019	565-019	—	570-005
1977-72	Cylinder Head	-	1-7/32"	AR	555-022	—	—	570-006
1977-72	Oil Gallery	-	19/32"	2	555-009	—	—	—
1977-72	Oil Gallery	-	5/8" SC	AR	555-011	565-011	—	—
1977-72	Oil Gallery Pipe	-	1/4" Pipe	2	090-026	—	—	—
V8 - 5.7 (350 CID) - K								
1972	Engine Kit	-	—	—	557-001	567-001	—	—
1972	Block	-	1-5/8"	8	555-030	565-030	568-010	570-009
1972	Camshaft	-	2-3/32"	1	555-085	—	—	—
1972	Camshaft	-	2-3/32" SC	1	555-049	565-049	—	570-014
1972	Camshaft	-	2-7/64"	1	555-080	—	—	570-014
1972	Oil Gallery	-	1/2"	3	555-005	565-005	—	—
1972	Oil Gallery Pipe	-	1/4" Pipe	5	090-026	—	—	—
V8 - 5.7 (350 CID) - L								
1979-77	Engine Kit	-	—	—	557-001	567-001	—	—
1979-77	Block	-	1-5/8"	8	555-030	565-030	568-010	570-009
1979-77	Camshaft	-	2-3/32"	1	555-085	—	—	—
1979-77	Camshaft	-	2-3/32" SC	1	555-049	565-049	—	570-014
1979-77	Camshaft	-	2-7/64"	1	555-080	—	—	570-014
1979-77	Oil Gallery	-	1/2"	3	555-005	565-005	—	—
1979-77	Oil Gallery Pipe	-	1/4" Pipe	5	090-026	—	—	—
V8 - 5.7 (350 CID) - N								
1985-80	Engine Kit	Diesel	—	—	557-025	567-025	—	—
1985-80	Block	Diesel	1-1/2"	6	555-028	565-028	568-009	570-008
1985-80	Block	Diesel	1-1/2" SC	6	555-077	565-077	—	570-008
1985-80	Camshaft	Diesel	2-3/32"	1	555-085	—	—	—
1985-80	Camshaft	Diesel	2-3/32" SC	1	555-049	565-049	—	570-014
1985-80	Camshaft	Diesel	2-7/64"	1	555-080	—	—	570-014
1985-80	Cylinder Head	Diesel	1-1/4"	4	555-023	565-023	568-007	570-006
1985-80	Oil Gallery	Diesel	29/32" (0.914")	1	555-113	—	—	570-004
1985-80	Oil Gallery	Diesel	29/32" (0.925")	1	555-015	565-015	—	570-004
1985-80	Oil Gallery Pipe	Diesel	1/2" Pipe	AR	090-022	—	—	—
1985-80	Oil Gallery Pipe	Diesel	11/16"-16	1	090-069	—	—	—
1985-80	Oil Gallery Pipe	Diesel	3/8" Pipe	1	090-077	—	—	—
1985-80	Oil Gallery Pipe	Diesel	3/8" Pipe	2	090-028	—	—	—
1985-80	Oil Gallery Pipe	Diesel	3/8" Pipe	AR	—	490-072	—	—
V8 - 5.7 (350 CID) - P								
1996-94	Engine Kit	-	—	—	557-108	—	—	—
1996-94	Block	-	1-5/8"	8	555-030	565-030	568-010	570-009
1996-94	Block	-	15/32"	1	555-172	—	—	—
1996-94	Block Pipe	-	1/4" Pipe	1	090-122	—	—	—
1996-94	Camshaft	-	2-7/64"	1	555-170	—	—	—
1996-94	Cylinder Head Pipe	-	1/4" Pipe	2	090-071	—	—	—
1996-94	Cylinder Head Pipe	-	3/8" Pipe	1	090-019	—	—	—
1996-94	Oil Gallery	-	1/2"	3	555-005	565-005	—	—
1996-94	Oil Gallery	-	15/32"	1	555-172	—	—	—
1996-94	Oil Gallery	-	9/16"	2	555-171	—	—	—
1996-94	Oil Gallery Pipe	-	1/8" Pipe	1	090-070	—	—	—
V8 - 5.7 (350 CID) - R								
1980-77	Engine Kit	-	—	—	557-025	567-025	—	—
1980-77	Block	-	1-1/2"	6	555-028	565-028	568-009	570-008
1980-77	Block	-	1-1/2" SC	6	555-077	565-077	—	570-008
1980-77	Camshaft	-	2-3/32"	1	555-085	—	—	—

Expansion Plug Applications



Make/ Engine/Years	Location	Description	Size	Qty	Dorman Steel	Dorman Brass	Dorman Copper	Dorman Rubber
BUICK (continued)								
V8 - 5.7 (350 CID) - R (continued)								
1980-77	Camshaft	-	2-3/32" SC	1	555-049	565-049	—	570-014
1980-77	Camshaft	-	2-7/64"	1	555-080	—	—	570-014
1980-77	Cylinder Head	-	1-1/4"	4	555-023	565-023	568-007	570-006
1980-77	Oil Gallery	-	29/32" (0.914")	1	555-113	—	—	570-004
1980-77	Oil Gallery	-	29/32" (0.925")	1	555-015	565-015	—	570-004
1980-77	Oil Gallery Pipe	-	1/2" Pipe	AR	090-022	—	—	—
1980-77	Oil Gallery Pipe	-	11/16"-16	1	090-069	—	—	—
1980-77	Oil Gallery Pipe	-	3/8" Pipe	1	090-077	—	—	—
1980-77	Oil Gallery Pipe	-	3/8" Pipe	2	090-028	—	—	—
1980-77	Oil Gallery Pipe	-	3/8" Pipe	AR	—	490-072	—	—
V8 - 5.7 (350 CID) - X								
1980-78	Engine Kit	-	—	—	557-019	567-019	—	—
1980-78	Block	-	1-1/2"	6	555-028	565-028	568-009	570-008
1980-78	Block	-	1-1/2" SC	6	555-077	565-077	—	570-008
1980-78	Camshaft	-	1-59/64" SC	1	555-075	—	—	570-012
1980-78	Cylinder Head	-	1-1/8"	4	555-019	565-019	—	570-005
1980-78	Cylinder Head	-	1-7/32"	AR	555-022	—	—	570-006
1980-78	Oil Gallery	-	19/32"	2	555-009	—	—	—
1980-78	Oil Gallery	-	5/8" SC	AR	555-011	565-011	—	—
1980-78	Oil Gallery Pipe	-	1/4" Pipe	2	090-026	—	—	—
V8 - 6.6 (400 CID)								
1975	Engine Kit	-	—	—	557-016	567-016	—	—
1975	Block	-	1-61/64"	8	555-041	565-041	—	570-012
1975	Camshaft	-	2-3/64" SC	1	555-047	565-047	—	570-014
1975	Cylinder Head	-	1-3/16"	1	555-086	—	—	570-006
1975	Cylinder Head	-	1-3/8"	4	555-025	565-025	568-008	570-007
1975	Oil Gallery	-	15/16"	1	555-016	565-016	—	570-004
1975	Oil Gallery	-	9/16"	2	555-008	565-008	—	—
1975	Oil Gallery Pipe	-	3/8" Pipe	2	090-028	—	—	—
V8 - 6.6 (403 CID)								
1979-77	Engine Kit	-	—	—	557-025	567-025	—	—
1979-77	Block	-	1-1/2"	6	555-028	565-028	568-009	570-008
1979-77	Block	-	1-1/2" SC	6	555-077	565-077	—	570-008
1979-77	Camshaft	-	2-3/32"	1	555-085	—	—	—
1979-77	Camshaft	-	2-3/32" SC	1	555-049	565-049	—	570-014
1979-77	Camshaft	-	2-7/64"	1	555-080	—	—	570-014
1979-77	Cylinder Head	-	1-1/4"	4	555-023	565-023	568-007	570-006
1979-77	Oil Gallery	-	29/32" (0.914")	1	555-113	—	—	570-004
1979-77	Oil Gallery	-	29/32" (0.925")	1	555-015	565-015	—	570-004
1979-77	Oil Gallery Pipe	-	1/2" Pipe	AR	090-022	—	—	—
1979-77	Oil Gallery Pipe	-	11/16"-16	1	090-069	—	—	—
1979-77	Oil Gallery Pipe	-	3/8" Pipe	1	090-077	—	—	—
1979-77	Oil Gallery Pipe	-	3/8" Pipe	2	090-028	—	—	—
1979-77	Oil Gallery Pipe	-	3/8" Pipe	AR	—	490-072	—	—
V8 - 7.5 (455 CID)								
1976-70	Engine Kit	-	—	—	557-020	567-020	—	—
1976-70	Block	-	2"	4	555-069	565-069	568-012	570-012
1976-70	Block (.060 OS)	-	2-1/16" SC	AR	555-048	565-048	568-013	570-014
1976-70	Camshaft	-	1-59/64" SC	1	555-075	—	—	570-012
1976-70	Cylinder Head	-	1-1/8"	4	555-019	565-019	—	570-005
1976-70	Cylinder Head	-	1-7/32"	AR	555-022	—	—	570-006
1976-70	Oil Gallery	-	19/32"	2	555-009	—	—	—
1976-70	Oil Gallery Pipe	-	1/4" Pipe	2	090-026	—	—	—
CADILLAC								
L4 - 1.8 (112 CID) - G								
1982	Engine Kit	-	—	—	557-064	567-064	—	—
1982	Block	-	34.3mm	4	555-104	565-104	—	570-007
1982	Block	-	42.3mm	4	555-110	—	—	570-010
1982	Cylinder Head	-	34.3mm	4	555-104	565-104	—	570-007
1982	Oil Gallery Pipe	-	1/4" Pipe	AR	090-067	—	—	—
1982	Oil Gallery Pipe	-	1/8" Pipe	2	090-065	—	—	—
1982	Oil Gallery Pipe	-	3/8" Pipe	1	090-028	—	—	—
L4 - 2.0 (122 CID) - P								
1986-83	Engine Kit	-	—	—	557-064	567-064	—	—
1986-83	Block	-	34.3mm	1	555-104	565-104	—	570-007
1986-83	Block	-	42.3mm	4	555-110	—	—	570-010
1986-83	Cylinder Head	-	34.3mm	1	555-104	565-104	—	570-007
1986-83	Oil Gallery Pipe	-	1/4" Pipe	AR	090-067	—	—	—
1986-83	Oil Gallery Pipe	-	1/8" Pipe	2	090-065	—	—	—
1986-83	Oil Gallery Pipe	-	3/8" Pipe	1	090-028	—	—	—
V6 - 2.8 (173 CID)								
1988-85	Engine Kit	-	—	—	557-048	567-048	—	—
1988-85	Block	-	34.3mm	6	555-104	565-104	—	570-007
1988-85	Block	-	7/8"	1	555-014	565-014	—	570-004
1988-85	Block Pipe	-	1/4" Pipe	2	090-075	—	—	—
1988-85	Cylinder Head	-	1" SC	2	555-018	565-018	—	570-005
1988-85	Cylinder Head Pipe	-	1/4" Pipe	1	090-067	—	—	—
1988-85	Oil Gallery Pipe	-	1/4" Pipe	1	090-067	—	—	—
1988-85	Oil Gallery Pipe	-	1/4" Pipe	AR	090-068	—	—	—
1988-85	Oil Gallery Pipe	-	1/4" Pipe	AR	090-071	—	—	—
1988-85	Oil Gallery Pipe	-	1/8" Pipe	2	090-065	—	—	—

Expansion Plug Applications



Make/ Engine/Years	Location	Description	Size	Qty	Dorman Steel	Dorman Brass	Dorman Copper	Dorman Rubber
CADILLAC (continued)								
V6 - 2.8 (173 CID) (continued)								
1988-85	Oil Gallery Pipe	-	1/8" Pipe	2	090-070	—	—	—
1988-85	Oil Gallery Pipe	-	3/8" Pipe	1	090-028	—	—	—
1988-85	Oil Gallery Pipe	-	3/8" Pipe	1	090-019	—	—	—
V6 - 3.6L (220 CID)								
2005-04	Block	-	34.3mm	1	555-104	565-104	—	570-007
V6 - 4.1 (252 CID) - 4								
1982-80	Engine Kit	For blocks with 1-1/2" Plugs			557-019	567-019	—	—
1982-80	Block Pipe	-	1/4" Pipe	1	—	490-071	—	—
1982-80	Block Pipe	-	1/8" Pipe	AR	090-070	—	—	—
1982-80	Block-Rear	-	1-1/8"	4	555-019	565-019	—	570-005
1982-80	Block-Rear	-	1-7/32"	4	555-022	—	—	570-006
1982-80	Block-Side	-	1-1/2" SC	4	555-077	565-077	—	570-008
1982-80	Block-Side	-	1-9/16"	4	555-029	565-029	—	570-009
1982-80	Camshaft	-	1-59/64" SC	1	555-075	—	—	570-012
1982-80	Camshaft	-	1-61/64" SC	1	555-109	—	—	570-012
1982-80	Cylinder Head	-	1-1/8"	4	555-019	565-019	—	570-005
1982-80	Cylinder Head	-	1-7/32"	4	555-022	—	—	570-006
1982-80	Oil Gallery	-	1"	AR	555-017	565-017	—	570-004
1982-80	Oil Gallery	-	19/32"	1	555-009	—	—	—
1982-80	Oil Gallery	-	5/8" SC	2	555-011	565-011	—	—
1982-80	Oil Gallery Pipe	-	1/4" Pipe	1	—	490-075	—	—
1982-80	Oil Gallery Pipe	-	1/4" Pipe	2	090-026	—	—	—
1982-80	Oil Gallery Pipe	-	1/4" Pipe	AR	090-068	—	—	—
1982-80	Oil Gallery Pipe	-	3/8" Pipe	1	090-028	—	—	—
V6 - 4.3 (260 CID) - T								
1985	Engine Kit	Diesel			557-025	567-025	—	—
1985	Block-Side	Diesel	1-1/2"	6	555-028	565-028	568-009	570-008
1985	Block-Side	Diesel	1-1/2" SC	6	555-077	565-077	—	570-008
1985	Block-Side	Diesel	1-61/64" SC	6	555-109	—	—	570-012
1985	Cylinder Head	Diesel	1-1/4"	4	555-023	565-023	568-007	570-006
1985	Oil Gallery	Diesel	29/32" (0.914")	1	555-113	—	—	570-004
1985	Oil Gallery	Diesel	29/32" (0.925")	1	555-015	565-015	—	570-004
1985	Oil Gallery Pipe	Diesel	3/8" Pipe	1	090-077	—	—	—
V8 - 4.1 (250 CID)								
1988-87	Block	Allante	14.7mm	1	555-088	—	—	—
1988-87	Block	Allante	2-9/64" SC	AR	555-076	—	—	570-016
1988-87	Block Pipe	Allante	1/2" Pipe	1	090-022	—	—	—
1988-87	Oil Gallery Pipe	Allante	1/2" Pipe	1	090-022	—	—	—
1988-87	Oil Gallery Pipe	Allante	3/8" Pipe	2	090-028	—	—	—
1988-82	Engine Kit	Exc.Allante			557-055	—	—	—
1988-82	Block	Exc.Allante	14.7mm	1	555-088	—	—	—
1988-82	Block	Exc.Allante	2-9/64" SC	AR	555-076	—	—	570-016
1988-82	Block Pipe	Exc.Allante	1/2" Pipe	1	090-022	—	—	—
1988-82	Cylinder Head	Exc.Allante	2-3/32"	1	555-085	—	—	—
1988-82	Oil Gallery Pipe	Exc.Allante	1/2" Pipe	1	090-022	—	—	—
1988-82	Oil Gallery Pipe	Exc.Allante	3/8" Pipe	2	090-028	—	—	—
V8 - 4.5 (273 CID)								
1992-88	Block	-	2-9/64" SC	AR	555-076	—	—	570-016
1992-88	Block Pipe	-	1/8" Pipe	1	090-119	—	—	—
1992-88	Oil Gallery	-	45/64"	AR	555-082	—	—	—
V8 - 4.6 (281 CID)								
2005-93	Block Pipe	-	1/8" Pipe	1	090-119	—	—	—
2005-93	Cylinder Head	-	1-1/4" SC	2	555-024	565-024	568-007	570-006
2005-93	Cylinder Head Pipe	-	1/4" Pipe	1	090-026	—	—	—
2005-93	Cylinder Head Pipe	-	1/8" Pipe	1	090-065	—	—	—
V8 - 4.9 (300 CID)								
1995-91	Block	-	2-9/64" SC	1	555-076	—	—	570-016
1995-91	Block Pipe	-	1/8" Pipe	1	090-119	—	—	—
1995-91	Oil Gallery	-	45/64"	AR	555-082	—	—	—
V8 - 5.0 (305 CID)								
1992-91	Engine Kit	-			557-001	567-001	—	—
1992-91	Block	-	1-5/8"	2	555-030	565-030	568-010	570-009
1992-91	Block-Drain Pipe	-	1/4" Pipe	2	—	490-075	—	—
1992-91	Camshaft	-	2-3/32"	1	555-085	—	—	—
1992-91	Camshaft	-	2-3/32" SC	1	555-049	565-049	—	570-014
1992-91	Camshaft	-	2-7/64"	1	555-080	—	—	570-014
1992-91	Oil Gallery	-	1/2"	3	555-005	565-005	—	—
1992-91	Oil Gallery Pipe	-	1/4" Pipe	AR	090-068	—	—	—
1992-91	Oil Gallery Pipe	-	1/4" Pipe	AR	090-067	—	—	—
1992-91	Oil Gallery Pipe	-	1/4" Pipe	6	090-026	—	—	—
1992-91	Oil Gallery Pipe	-	1/4" Pipe	AR	090-071	—	—	—
1992-91	Oil Gallery Pipe	-	1/8" Pipe	AR	090-070	—	—	—
V8 - 5.0 (307 CID)								
1990-86	Engine Kit	-			557-025	567-025	—	—
1990-86	Block	-	1-1/2"	6	555-028	565-028	568-009	570-008
1990-86	Block	-	1-1/2" SC	6	555-077	565-077	—	570-008
1990-86	Camshaft	-	2-3/32"	1	555-085	—	—	—
1990-86	Camshaft	-	2-3/32" SC	1	555-049	565-049	—	570-014
1990-86	Camshaft	-	2-7/64"	1	555-080	—	—	570-014
1990-86	Cylinder Head	-	1-1/4"	4	555-023	565-023	568-007	570-006
1990-86	Oil Gallery	-	29/32" (0.914")	1	555-113	—	—	570-004

Expansion Plug Applications



Make/ Engine/Years	Location	Description	Size	Qty	Dorman Steel	Dorman Brass	Dorman Copper	Dorman Rubber
CADILLAC (continued)								
V8 - 5.0 (307 CID) (continued)								
1990-86	Oil Gallery	-	29/32" (0.925")	1	555-015	565-015	—	570-004
1990-86	Oil Gallery Pipe	-	1/2" Pipe	AR	090-022	—	—	—
1990-86	Oil Gallery Pipe	-	11/16"-16	1	090-069	—	—	—
1990-86	Oil Gallery Pipe	-	3/8" Pipe	1	090-077	—	—	—
1990-86	Oil Gallery Pipe	-	3/8" Pipe	2	090-028	—	—	—
1990-86	Oil Gallery Pipe	-	3/8" Pipe	AR	—	490-072	—	—
V8 - 5.3 (323 CID) - T								
2005-02	Cylinder Head	-	1-1/4" SC	2	555-024	565-024	568-007	570-006
V8 - 5.7 (350 CID) - 7								
1993-90	Block	-	1-5/8"	8	555-030	565-030	568-010	570-009
1993-90	Block	-	15/32"	1	555-172	—	—	—
1993-90	Camshaft	-	2-7/64"	1	555-170	—	—	—
1993-90	Cylinder Head Pipe	-	3/8" Pipe	1	090-019	—	—	—
1993-90	Oil Gallery	-	1/2"	3	555-005	565-005	—	—
1993-90	Oil Gallery	-	15/32"	1	555-172	—	—	—
1993-90	Oil Gallery	-	9/16"	2	555-171	—	—	—
1993-90	Oil Gallery Pipe	-	1/4" Pipe	2	090-067	—	—	—
1993-90	Oil Gallery Pipe	-	1/4" Pipe	2	090-122	—	—	—
V8 - 5.7 (350 CID) - 8								
1980	Block	-	1-5/8"	2	555-030	565-030	568-010	570-009
1980	Block	-	41.5mm	2	555-087	—	—	570-009
1980	Camshaft	-	2-7/64"	1	555-170	—	—	—
1980	Oil Gallery	-	1/2"	3	555-005	565-005	—	—
1980	Oil Gallery	-	15/32"	1	555-172	—	—	—
1980	Oil Gallery	-	9/16"	2	555-171	—	—	—
1980	Oil Gallery Pipe	-	1/4" Pipe	5	090-026	—	—	—
V8 - 5.7 (350 CID) - B								
1979-78	Engine Kit	-			557-001	567-001	—	—
1979-78	Block	-	1-5/8"	8	555-030	565-030	568-010	570-009
1979-78	Camshaft	-	2-3/32"	1	555-085	—	—	—
1979-78	Camshaft	-	2-3/32" SC	1	555-049	565-049	—	570-014
1979-78	Camshaft	-	2-7/64"	1	555-080	—	—	570-014
1979-78	Oil Gallery	-	1/2"	3	555-005	565-005	—	—
1979-78	Oil Gallery Pipe	-	1/4" Pipe	5	090-026	—	—	—
V8 - 5.7 (350 CID) - N								
1985-78	Engine Kit	Diesel			557-025	567-025	—	—
1985-78	Block	Diesel	1-1/2"	6	555-028	565-028	568-009	570-008
1985-78	Block	Diesel	1-1/2" SC	6	555-077	565-077	—	570-008
1985-78	Camshaft	Diesel	2-3/32"	1	555-085	—	—	—
1985-78	Camshaft	Diesel	2-3/32" SC	1	555-049	565-049	—	570-014
1985-78	Camshaft	Diesel	2-7/64"	1	555-080	—	—	570-014
1985-78	Cylinder Head	Diesel	1-1/4"	4	555-023	565-023	568-007	570-006
1985-78	Oil Gallery	Diesel	29/32" (0.914")	1	555-113	—	—	570-004
1985-78	Oil Gallery	Diesel	29/32" (0.925")	1	555-015	565-015	—	570-004
1985-78	Oil Gallery Pipe	Diesel	1/2" Pipe	AR	090-022	—	—	—
1985-78	Oil Gallery Pipe	Diesel	11/16"-16	1	090-069	—	—	—
1985-78	Oil Gallery Pipe	Diesel	3/8" Pipe	1	090-077	—	—	—
1985-78	Oil Gallery Pipe	Diesel	3/8" Pipe	2	090-028	—	—	—
1985-78	Oil Gallery Pipe	Diesel	3/8" Pipe	AR	—	490-072	—	—
V8 - 5.7 (350 CID) - P								
1996-94	Engine Kit	-			557-108	—	—	—
1996-94	Block	-	1-5/8"	8	555-030	565-030	568-010	570-009
1996-94	Block	-	15/32"	1	555-172	—	—	—
1996-94	Block Pipe	-	1/4" Pipe	1	090-122	—	—	—
1996-94	Camshaft	-	2-7/64"	1	555-170	—	—	—
1996-94	Cylinder Head Pipe	-	1/4" Pipe	2	090-071	—	—	—
1996-94	Cylinder Head Pipe	-	3/8" Pipe	1	090-019	—	—	—
1996-94	Oil Gallery	-	1/2"	3	555-005	565-005	—	—
1996-94	Oil Gallery	-	15/32"	1	555-172	—	—	—
1996-94	Oil Gallery	-	9/16"	2	555-171	—	—	—
1996-94	Oil Gallery Pipe	-	1/8" Pipe	1	090-070	—	—	—
V8 - 5.7 (350 CID) - R								
2000-99	Block	-	1-5/8"	8	555-030	565-030	568-010	570-009
1977-76	Engine Kit	-			557-025	567-025	—	—
1977-76	Block	-	1-1/2"	6	555-028	565-028	568-009	570-008
1977-76	Block	-	1-1/2" SC	6	555-077	565-077	—	570-008
1977-76	Camshaft	-	2-3/32"	1	555-085	—	—	—
1977-76	Camshaft	-	2-3/32" SC	1	555-049	565-049	—	570-014
1977-76	Camshaft	-	2-7/64"	1	555-080	—	—	570-014
1977-76	Cylinder Head	-	1-1/4"	4	555-023	565-023	568-007	570-006
1977-76	Oil Gallery	-	29/32" (0.914")	1	555-113	—	—	570-004
1977-76	Oil Gallery	-	29/32" (0.925")	1	555-015	565-015	—	570-004
1977-76	Oil Gallery Pipe	-	1/2" Pipe	AR	090-022	—	—	—
1977-76	Oil Gallery Pipe	-	11/16"-16	1	090-069	—	—	—
1977-76	Oil Gallery Pipe	-	3/8" Pipe	1	090-077	—	—	—
1977-76	Oil Gallery Pipe	-	3/8" Pipe	2	090-028	—	—	—
1977-76	Oil Gallery Pipe	-	3/8" Pipe	AR	—	490-072	—	—
V8 - 5.7 (350 CID) - S								
2005-04	Block	-	1" SC	1	555-018	565-018	—	570-005
2005-04	Cylinder Head	-	1-1/4" SC	2	555-024	565-024	568-007	570-006
2005-04	Oil Gallery	-	5/8"	1	555-168	—	—	—

Expansion Plug Applications



Make/ Engine/Years	Location	Description	Size	Qty	Dorman Steel	Dorman Brass	Dorman Copper	Dorman Rubber
CADILLAC (continued)								
V8 - 6.0 (364 CID) - N,U								
2003-02	Cylinder Head	-	1-1/4" SC	2	555-024	565-024	568-007	570-006
V8 - 6.0 (368 CID)								
1984-80	Engine Kit	-	-	-	557-021	567-021	—	—
1984-80	Block	-	1-49/64"	AR	555-036	565-036	—	570-011
1984-80	Block	-	1-53/64"	AR	555-083	—	—	570-011
1984-80	Block	-	2"	1	555-069	565-069	568-012	570-012
1984-80	Cylinder Head	-	1-1/4"	4	555-023	565-023	568-007	570-006
1984-80	Cylinder Head	-	1-3/16"	1	555-086	—	—	570-006
1984-80	Oil Gallery	-	9/16"	3	555-008	565-008	—	—
1984-80	Oil Gallery Pipe	-	3/8" Pipe	3	090-028	—	—	—
V8 - 7.0 (425 CID)								
1979-77	Engine Kit	-	-	-	557-021	567-021	—	—
1979-77	Block	-	1-49/64"	6	555-036	565-036	—	570-011
1979-77	Block	-	1-53/64"	AR	555-083	—	—	570-011
1979-77	Camshaft	-	2"	1	555-069	565-069	568-012	570-012
1979-77	Cylinder Head	-	1-1/4"	4	555-023	565-023	568-007	570-006
1979-77	Cylinder Head	-	1-3/16"	1	555-086	—	—	570-006
1979-77	Oil Gallery	-	9/16"	3	555-008	565-008	—	—
1979-77	Oil Gallery Pipe	-	3/8" Pipe	3	090-028	—	—	—
V8 - 7.7 (472 CID)								
1974-68	Engine Kit	-	-	-	557-021	567-021	—	—
1974-68	Block	-	1-49/64"	6	555-036	565-036	—	570-011
1974-68	Block	-	1-53/64"	AR	555-083	—	—	570-011
1974-68	Camshaft	-	2"	1	555-069	565-069	568-012	570-012
1974-68	Cylinder Head	-	1-1/4"	4	550-017	560-017	568-007	570-006
1974-68	Cylinder Head	-	45/64"	2	555-082	—	—	—
1974-68	Oil Gallery	-	9/16"	3	555-008	565-008	—	—
1974-68	Oil Gallery Pipe	-	3/8" Pipe	3	090-028	—	—	—
V8 - 8.2 (500 CID)								
1976-70	Engine Kit	-	-	-	557-021	567-021	—	—
1976-70	Block	-	1-49/64"	6	555-036	565-036	—	570-011
1976-70	Block	-	1-53/64"	AR	555-083	—	—	570-011
1976-70	Camshaft	-	2"	1	555-069	565-069	568-012	570-012
1976-70	Cylinder Head	-	1-1/4"	4	550-017	560-017	568-007	570-006
1976-70	Cylinder Head	-	45/64"	2	555-082	—	—	—
1976-70	Oil Gallery	-	9/16"	3	555-008	565-008	—	—
1976-70	Oil Gallery Pipe	-	3/8" Pipe	3	090-028	—	—	—
CHEVROLET								
L3 - 1.0 (61 CID)								
1988-85	Cylinder Head	Sprint	12.1mm	3	555-106	—	—	—
1988-85	Cylinder Head	Sprint	20mm	3	555-101	565-101	—	—
1988-85	Oil Gallery Pipe	Sprint	1/4" Pipe	1	090-026	—	—	—
1988-85	Oil Gallery Pipe	Sprint	3/8" Pipe	2	090-028	—	—	—
L4 - 1.4 (85 CID)								
1977-76	Engine Kit	Chevette	-	-	557-044	567-044	—	—
1977-76	Block	Chevette	34.3mm	7	555-104	565-104	—	570-007
1977-76	Camshaft	Chevette	12.7mm	1	555-089	—	—	—
1977-76	Oil Gallery	Chevette	14.7mm	1	555-088	—	—	—
L4 - 1.5 (92 CID)								
1988-85	Block	Spectrum	35mm	5	555-093	565-093	—	570-007
1988-85	Cylinder Head	Spectrum	15.9mm	2	555-108	—	—	—
1988-85	Cylinder Head	Spectrum	30mm	1	555-100	565-100	—	570-006
1988-85	Oil Gallery	Spectrum	18.2mm	2	555-107	—	—	—
L4 - 1.6 (98 CID)								
1987-76	Engine Kit	Chevette	-	-	557-044	567-044	—	—
1987-76	Block	Chevette	34.3mm	7	555-104	565-104	—	570-007
1987-76	Camshaft	Chevette	12.7mm	1	555-089	—	—	—
1987-76	Oil Gallery	Chevette	14.7mm	1	555-088	—	—	—
L4 - 1.6 (98 CID) - 4								
1988-85	Block	Nova	35mm	5	555-093	565-093	—	570-007
1988-85	Block	Nova	40.8mm	1	555-095	565-095	—	570-009
1988-85	Block Pipe	Nova	3/8" Pipe	2	090-028	—	—	—
L4 - 1.6 (98 CID) - 5								
1988	Block Pipe	Nova	3/8" Pipe	2	090-028	—	—	—
1988	Cylinder Head	Nova	28mm	1	555-117	—	—	570-005
L4 - 1.8 (110 CID) - D								
1986-81	Block	Chevette (Diesel)	1-1/2" SC	1	555-077	565-077	—	570-008
1986-81	Block	Chevette (Diesel)	35mm	5	555-093	565-093	—	570-007
1986-81	Cylinder Head	Chevette (Diesel)	12.1mm	5	555-106	—	—	—
1986-81	Cylinder Head	Chevette (Diesel)	44.5mm	2	555-096	565-096	—	570-011
1986-81	Cylinder Head	Chevette (Diesel)	7/8"	7	555-014	565-014	—	570-004
1986-81	Oil Gallery	Chevette (Diesel)	12.1mm	1	555-106	—	—	—
L4 - 1.8 (112 CID) - G								
1982	Engine Kit	-	-	-	557-064	567-064	—	—
1982	Block	-	34.3mm	4	555-104	565-104	—	570-007
1982	Block	-	42.3mm	4	555-110	—	—	570-010
1982	Cylinder Head	-	34.3mm	4	555-104	565-104	—	570-007
1982	Oil Gallery Pipe	-	1/4" Pipe	AR	090-067	—	—	—
1982	Oil Gallery Pipe	-	1/8" Pipe	2	090-065	—	—	—
1982	Oil Gallery Pipe	-	3/8" Pipe	1	090-028	—	—	—

Expansion Plug Applications



Make/ Engine/Years	Location	Description	Size	Qty	Dorman Steel	Dorman Brass	Dorman Copper	Dorman Rubber
CHEVROLET (continued)								
L4 - 2.0 (122 CID)								
1976-75	Block	Vega	1-5/8"	1	555-030	565-030	568-010	570-009
1976-75	Block	Vega	9/16"	1	555-008	565-008	—	—
1976-75	Block (.010 OS)	Vega	19/32"	AR	555-009	—	—	—
L4 - 2.0 (122 CID) - 1								
1989-87	Engine Kit	-	-	-	557-064	567-064	—	—
1989-87	Block	-	34.3mm	1	555-104	565-104	—	570-007
1989-87	Block	-	42.3mm	4	555-110	—	—	570-010
1989-87	Cylinder Head	-	34.3mm	1	555-104	565-104	—	570-007
1989-87	Oil Gallery Pipe	-	1/4" Pipe	AR	090-067	—	—	—
1989-87	Oil Gallery Pipe	-	1/8" Pipe	2	090-065	—	—	—
1989-87	Oil Gallery Pipe	-	3/8" Pipe	1	090-028	—	—	—
L4 - 2.0 (122 CID) - B								
1984-83	Engine Kit	-	-	-	557-064	567-064	—	—
1984-83	Block	-	34.3mm	4	555-104	565-104	—	570-007
1984-83	Block	-	42.3mm	4	555-110	—	—	570-010
1984-83	Cylinder Head	-	34.3mm	1	555-104	565-104	—	570-007
1984-83	Oil Gallery Pipe	-	1/4" Pipe	AR	090-067	—	—	—
1984-83	Oil Gallery Pipe	-	1/8" Pipe	2	090-065	—	—	—
1984-83	Oil Gallery Pipe	-	3/8" Pipe	1	090-028	—	—	—
L4 - 2.0 (122 CID) - P								
1986-83	Engine Kit	-	-	-	557-064	567-064	—	—
1986-83	Block	-	34.3mm	1	555-104	565-104	—	570-007
1986-83	Block	-	42.3mm	4	555-110	—	—	570-010
1986-83	Cylinder Head	-	34.3mm	1	555-104	565-104	—	570-007
1986-83	Oil Gallery Pipe	-	1/4" Pipe	AR	090-067	—	—	—
1986-83	Oil Gallery Pipe	-	1/8" Pipe	2	090-065	—	—	—
1986-83	Oil Gallery Pipe	-	3/8" Pipe	1	090-028	—	—	—
L4 - 2.2 (134 CID) - 4								
2002-90	Engine Kit	-	-	-	557-109	—	—	—
2002-90	Block	-	42.3mm	4	555-110	—	—	570-010
2002-90	Cylinder Head	-	34.3mm	1	555-104	565-104	—	570-007
2002-90	Oil Gallery Pipe	-	1/2" Pipe	2	090-092	—	—	—
2002-90	Oil Gallery Pipe	-	1/4" Pipe	1	090-026	—	—	—
2002-90	Oil Gallery Pipe	-	1/4" Pipe	1	090-122	—	—	—
L4 - 2.3 (138 CID) - D,3								
1995	Block Pipe	-	1/4" Pipe	AR	090-067	—	—	—
1995	Cylinder Head	-	1"	3	555-017	565-017	—	570-004
1995	Cylinder Head	-	20mm	2	555-101	565-101	—	—
1995	Oil Gallery Pipe	-	1/4" Pipe	1	090-026	—	—	—
1995	Oil Gallery Pipe	-	1/8" Pipe	2	090-065	—	—	—
1995	Oil Gallery Pipe	-	3/8" Pipe	AR	—	490-072	—	—
L4 - 2.3 (140 CID)								
1994-90	Cylinder Head	-	1"	1	555-017	565-017	—	570-004
1994-90	Cylinder Head	-	20mm	2	555-101	565-101	—	—
1977-71	Block	Monza, Vega	1-5/8"	1	555-030	565-030	568-010	570-009
1977-71	Block	Monza, Vega	9/16"	1	555-008	565-008	—	—
1977-71	Block (.010 OS)	Monza, Vega	19/32"	AR	555-009	—	—	—
L4 - 2.4 (146 CID) - T								
2001-96	Block Pipe	-	1/4" Pipe	1	090-026	—	—	—
2001-96	Cylinder Head	-	1-1/4" SC	1	555-024	565-024	568-007	570-006
2001-96	Cylinder Head	-	3/4"	2	555-012	565-012	—	570-003
L4 - 2.5 (151 CID)								
1992-78	Engine Kit	-	-	-	557-042	567-042	—	—
1992-78	Block-Rear	-	1-61/64"	1	555-041	565-041	—	570-012
1992-78	Block-Side	-	41.5mm	3	555-087	—	—	570-009
1992-78	Camshaft	-	2-7/64"	1	555-080	—	—	570-014
1992-78	Cylinder Head	-	1-7/8"	1	555-038	565-038	—	570-012
1992-78	Cylinder Head	-	21.66mm	4	570-003	—	—	—
1992-78	Cylinder Head	-	41.5mm	1	555-087	—	—	570-009
1992-78	Oil Gallery	-	14.98mm H	1	555-114	—	—	—
1992-78	Oil Gallery	-	19/32"	2	555-009	—	—	—
1992-78	Oil Gallery Pipe	-	3/8" Pipe	1	090-028	—	—	—
L6 - 3.8 (230 CID)								
1970-63	Engine Kit	-	-	-	557-005	567-005	—	—
1970-63	Block-Rear	-	2-1/64"	1	555-045	565-045	—	570-014
1970-63	Block-Side	-	1-5/8"	3	555-030	565-030	568-010	570-009
1970-63	Camshaft	-	2-3/32"	1	555-085	—	—	—
1970-63	Camshaft	-	2-3/32" SC	1	555-049	565-049	—	570-014
1970-63	Camshaft	-	2-7/64"	1	555-080	—	—	570-014
1970-63	Cylinder Head	-	15/16"	3	555-016	565-016	—	570-004
1970-63	Oil Gallery	-	19/32"	1	555-009	—	—	—
1970-63	Oil Gallery Pipe	-	3/8" Pipe	1	090-028	—	—	—
L6 - 4.1 (250 CID)								
1979-65	Engine Kit	-	-	-	557-005	567-005	—	—
1979-65	Block-Rear	-	2-1/64"	1	555-045	565-045	—	570-014
1979-65	Block-Side	-	1-5/8"	3	555-030	565-030	568-010	570-009
1979-65	Camshaft	-	2-3/32"	1	555-085	—	—	—
1979-65	Camshaft	-	2-3/32" SC	1	555-049	565-049	—	570-014
1979-65	Camshaft	-	2-7/64"	1	555-080	—	—	570-014
1979-65	Cylinder Head	-	15/16"	3	555-016	565-016	—	570-004
1979-65	Oil Gallery	-	19/32"	1	555-009	—	—	—

Expansion Plug Applications



Expansion Plug Applications

8

Make/ Engine/Years	Location	Description	Size	Qty	Dorman Steel	Dorman Brass	Dorman Copper	Dorman Rubber
CHEVROLET (continued)								
L6 - 4.1 (250 CID) (continued)								
1979-85	Oil Gallery Pipe	-	3/8" Pipe	1	090-028	—	—	—
V6 - 2.8 (173 CID)								
1989-80	Engine Kit	-			557-048	567-048	—	—
1989-80	Block	-	34.3mm	6	555-104	565-104	—	570-007
1989-80	Block	-	7/8"	1	555-014	565-014	—	570-004
1989-80	Block Pipe	-	1/4" Pipe	2	090-075	—	—	—
1989-80	Cylinder Head	-	1" SC	2	555-018	565-018	—	570-005
1989-80	Cylinder Head Pipe	-	1/4" Pipe	1	090-067	—	—	—
1989-80	Oil Gallery Pipe	-	1/4" Pipe	1	090-067	—	—	—
1989-80	Oil Gallery Pipe	-	1/4" Pipe	AR	090-068	—	—	—
1989-80	Oil Gallery Pipe	-	1/4" Pipe	AR	090-071	—	—	—
1989-80	Oil Gallery Pipe	-	1/8" Pipe	2	090-065	—	—	—
1989-80	Oil Gallery Pipe	-	1/8" Pipe	2	090-070	—	—	—
1989-80	Oil Gallery Pipe	-	3/8" Pipe	1	090-019	—	—	—
1989-80	Oil Gallery Pipe	-	3/8" Pipe	1	090-028	—	—	—
V6 - 3.1 (189 CID) - D								
1995-90	Block	Lumina APV	34.3mm	6	555-104	565-104	—	570-007
1995-90	Block Pipe	Lumina APV	1/4" Pipe	3	090-122	—	—	—
1995-90	Camshaft	Lumina APV	2-7/64"	1	555-170	—	—	—
1995-90	Oil Gallery Pipe	Lumina APV	1/8" Pipe	2	090-070	—	—	—
1995-90	Oil Gallery Pipe	Lumina APV	3/8" Pipe	3	090-019	—	—	—
V6 - 3.1 (189 CID) - J								
2003-00	Block	Lumina, Malibu	34.3mm	1	555-104	565-104	—	570-007
2003-00	Cylinder Head	Lumina, Malibu	1" SC	AR	555-018	565-018	—	570-005
V6 - 3.1 (189 CID) - M								
1999-94	Block	-	5/8"	1	555-168	—	—	—
1999-94	Block Pipe	-	1/4" Pipe	4	090-067	—	—	—
1999-94	Block Pipe	-	1/8" Pipe	1	090-070	—	—	—
1999-94	Block Pipe	-	3/8" Pipe	1	090-019	—	—	—
1999-94	Camshaft	-	2-7/64"	1	555-170	—	—	—
1999-94	Cylinder Head	-	1" SC	4	555-018	565-018	—	570-005
1999-94	Cylinder Head Pipe	-	1/4" Pipe	1	090-067	—	—	—
V6 - 3.1 (189 CID) - T								
1994-93	Block	-	34.3mm	6	555-104	565-104	—	570-007
1994-93	Block	-	5/8"	1	555-168	—	—	—
1994-93	Block Pipe	-	1/4" Pipe	2	090-122	—	—	—
1994-93	Block Pipe	-	3/8" Pipe	1	090-019	—	—	—
1994-93	Camshaft	-	2-7/64"	1	555-170	—	—	—
1994-93	Cylinder Head	-	1" SC	4	555-018	565-018	—	570-005
1994-93	Cylinder Head Pipe	-	1/4" Pipe	1	090-067	—	—	—
1994-93	Oil Gallery Pipe	-	1/4" Pipe	4	090-067	—	—	—
1994-93	Oil Gallery Pipe	-	1/8" Pipe	2	090-070	—	—	—
1992-90	Engine Kit	-			557-048	567-048	—	—
1992-90	Block	-	34.3mm	6	555-104	565-104	—	570-007
1992-90	Cylinder Head	-	1" SC	AR	555-018	565-018	—	570-005
1992-90	Cylinder Head Pipe	-	1/4" Pipe	1	090-067	—	—	—
1992-90	Intake Manifold	-	7/8"	1	555-014	565-014	—	570-004
1992-90	Oil Gallery Pipe	-	1/4" Pipe	AR	090-068	—	—	—
1992-90	Oil Gallery Pipe	-	1/4" Pipe	2	—	490-075	—	—
1992-90	Oil Gallery Pipe	-	1/4" Pipe	1	090-067	—	—	—
1992-90	Oil Gallery Pipe	-	1/4" Pipe	AR	090-071	—	—	—
1992-90	Oil Gallery Pipe	-	1/8" Pipe	2	090-065	—	—	—
1992-90	Oil Gallery Pipe	-	1/8" Pipe	2	090-070	—	—	—
1992-90	Oil Gallery Pipe	-	3/8" Pipe	1	090-019	—	—	—
1992-90	Oil Gallery Pipe	-	3/8" Pipe	1	090-028	—	—	—
V6 - 3.2 (196 CID)								
1979-78	Engine Kit	For blocks with 1-1/2" Plugs			557-019	567-019	—	—
1979-78	Block Pipe	-	1/4" Pipe	1	—	490-071	—	—
1979-78	Block Pipe	-	1/8" Pipe	AR	090-070	—	—	—
1979-78	Block-Rear	-	1-1/8"	4	555-019	565-019	—	570-005
1979-78	Block-Rear	-	1-7/32"	4	555-022	—	—	570-006
1979-78	Block-Side	-	1-1/2" SC	4	555-077	565-077	—	570-008
1979-78	Block-Side	-	1-9/16"	4	555-029	565-029	—	570-009
1979-78	Camshaft	-	1-59/64" SC	1	555-075	—	—	570-012
1979-78	Camshaft	-	1-61/64" SC	1	555-109	—	—	570-012
1979-78	Cylinder Head	-	1-1/8"	4	555-019	565-019	—	570-005
1979-78	Cylinder Head	-	1-7/32"	4	555-022	—	—	570-006
1979-78	Oil Gallery	-	1"	AR	555-017	565-017	—	570-004
1979-78	Oil Gallery	-	19/32"	1	555-009	—	—	—
1979-78	Oil Gallery	-	5/8" SC	2	555-011	565-011	—	—
1979-78	Oil Gallery Pipe	-	1/4" Pipe	1	—	490-075	—	—
1979-78	Oil Gallery Pipe	-	1/4" Pipe	2	090-026	—	—	—
1979-78	Oil Gallery Pipe	-	1/4" Pipe	AR	090-068	—	—	—
1979-78	Oil Gallery Pipe	-	3/8" Pipe	1	090-028	—	—	—
V6 - 3.3 (200 CID)								
1979-78	Block	-	1-5/8"	6	555-030	565-030	568-010	570-009
1979-78	Camshaft	-	2-3/32"	1	555-085	—	—	—
1979-78	Camshaft	-	2-7/64"	1	555-080	—	—	570-014
1979-78	Oil Gallery	-	1/2"	3	555-005	565-005	—	—
1979-78	Oil Gallery Front	-	21/32"	1	555-090	—	—	—
1979-78	Oil Gallery Pipe	-	1/4" Pipe	5	090-026	—	—	—

Expansion Plug Applications



Make/ Engine/Years	Location	Description	Size	Qty	Dorman Steel	Dorman Brass	Dorman Copper	Dorman Rubber
CHEVROLET (continued)								
V6 - 3.4 (207 CID) - E,F								
2005-96	Block	-	34.3mm	6	555-104	565-104	—	570-007
2005-96	Block Pipe	-	1/4" Pipe	2	090-075	—	—	—
2005-96	Cylinder Head	-	1" SC	4	555-018	565-018	—	570-005
2005-96	Cylinder Head Pipe	-	1/4" Pipe	1	090-067	—	—	—
2005-96	Oil Gallery Pipe	-	1/4" Pipe	AR	090-068	—	—	—
2005-96	Oil Gallery Pipe	-	1/4" Pipe	AR	090-071	—	—	—
2005-96	Oil Gallery Pipe	-	1/4" Pipe	1	090-067	—	—	—
2005-96	Oil Gallery Pipe	-	1/8" Pipe	2	090-070	—	—	—
2005-96	Oil Gallery Pipe	-	1/8" Pipe	2	090-065	—	—	—
2005-96	Oil Gallery Pipe	-	3/8" Pipe	1	090-019	—	—	—
2005-96	Oil Gallery Pipe	-	3/8" Pipe	1	090-028	—	—	—
V6 - 3.4 (207 CID) - S								
1995-93	Block	Camaro	34.3mm	6	555-104	565-104	—	570-007
1995-93	Block Pipe	Camaro	1/4" Pipe	1	090-122	—	—	—
1995-93	Block Pipe	Camaro	1/4" Pipe	5	090-067	—	—	—
1995-93	Block Pipe	Camaro	1/8" Pipe	1	090-070	—	—	—
1995-93	Block Pipe	Camaro	1/8" Pipe	2	090-065	—	—	—
1995-93	Block Pipe	Camaro	3/8" Pipe	2	090-019	—	—	—
1995-93	Camshaft	Camaro	2-7/64"	1	555-170	—	—	—
V6 - 3.4 (207 CID) - X								
1997-91	Engine Kit	-	-	-	557-107	567-107	—	—
1997-91	Block	-	34.3mm	6	555-104	565-104	—	570-007
1997-91	Block Pipe	-	1/4" Pipe	2	090-122	—	—	—
1997-91	Camshaft	-	2-7/64"	1	555-170	—	—	—
1997-91	Cylinder Head	-	34.3mm	2	555-104	565-104	—	570-007
1997-91	Cylinder Head Pipe	-	1/4" Pipe	2	090-067	—	—	—
1997-91	Oil Gallery Pipe	-	1/4" Pipe	2	090-067	—	—	—
1997-91	Oil Gallery Pipe	-	1/8" Pipe	2	090-065	—	—	—
V6 - 3.5L (211 CID)								
2005-04	Camshaft	-	2-7/64"	1	555-080	—	—	570-014
2005-04	Cylinder Head	-	1" SC	4	555-018	565-018	—	570-005
2005-04	Oil Gallery	-	5/8"	1	555-168	—	—	—
V6 - 3.8 (229 CID)								
1984-80	Engine Kit	-	-	-	557-001	567-001	—	—
1984-80	Block	-	1-5/8"	6	555-030	565-030	568-010	570-009
1984-80	Camshaft	-	2-3/32"	1	555-085	—	—	—
1984-80	Camshaft	-	2-7/64"	1	555-080	—	—	570-014
1984-80	Oil Gallery	-	1/2"	3	555-005	565-005	—	—
1984-80	Oil Gallery Front	-	21/32"	1	555-090	—	—	—
1984-80	Oil Gallery Pipe	-	1/4" Pipe	5	090-026	—	—	—
V6 - 3.8 (231 CID) - 1,K,L								
2005-88	Engine Kit	w/Balance Shaft	-	-	557-121	—	—	—
2005-88	Balance Shaft	w/Balance Shaft	1-61/64" SC	1	555-109	—	—	570-012
2005-88	Balance Shaft (.010 OS)	w/Balance Shaft	1-1/32"	1	555-165	—	—	—
2005-88	Block	-	1" SC	1	555-018	565-018	—	570-005
2005-88	Block Pipe	w/Balance Shaft	1/4" Pipe	1	—	490-136	—	—
2005-88	Block Pipe	w/Balance Shaft	1/4" Pipe	2	090-026	—	—	—
2005-88	Block Pipe	w/Balance Shaft	1/8" Pipe	AR	090-070	—	—	—
2005-88	Block-Side	w/Balance Shaft	1-1/2" SC	6	555-077	565-077	—	570-008
2005-88	Block-Side	w/Balance Shaft	1-9/16" AR	AR	555-029	565-029	—	570-009
2005-88	Camshaft	w/Balance Shaft	1-1/32"	1	555-173	—	—	—
2005-88	Camshaft	w/Balance Shaft	1-61/64" SC	1	555-109	—	—	570-012
2005-88	Camshaft (.010 OS)	w/Balance Shaft	1-1/32"	1	555-165	—	—	—
2005-88	Cylinder Head	w/Balance Shaft	1-1/8"	4	555-019	565-019	—	570-005
2005-88	Cylinder Head	w/Balance Shaft	1-7/32"	AR	555-022	—	—	570-006
2005-88	Oil Gallery	w/Balance Shaft	19/32"	2	555-009	—	—	—
V6 - 3.8 (231 CID) - 2,3,A								
1985-75	Engine Kit	For blocks with 1-1/2" Plugs	-	-	557-019	567-019	—	—
1985-75	Block Pipe	-	1/4" Pipe	1	—	490-071	—	—
1985-75	Block Pipe	-	1/8" Pipe	AR	090-070	—	—	—
1985-75	Block-Rear	-	1-1/8"	4	555-019	565-019	—	570-005
1985-75	Block-Rear	-	1-7/32"	AR	555-022	—	—	570-006
1985-75	Block-Side	-	1-1/2" SC	4	555-077	565-077	—	570-008
1985-75	Block-Side	-	1-9/16"	4	555-029	565-029	—	570-009
1985-75	Camshaft	-	1-59/64" SC	1	555-075	—	—	570-012
1985-75	Cylinder Head	-	1-1/8"	4	555-019	565-019	—	570-005
1985-75	Cylinder Head	-	1-1/8" SC	4	555-020	565-020	—	570-005
1985-75	Cylinder Head	-	1-7/32"	4	555-022	—	—	570-006
1985-75	Oil Gallery	-	1"	AR	555-017	565-017	—	570-004
1985-75	Oil Gallery	-	19/32"	1	555-009	—	—	—
1985-75	Oil Gallery	-	5/8" SC	2	555-011	565-011	—	—
1985-75	Oil Gallery Pipe	-	1/4" Pipe	AR	090-068	—	—	—
1985-75	Oil Gallery Pipe	-	1/4" Pipe	2	090-026	—	—	—
1985-75	Oil Gallery Pipe	-	1/4" Pipe	1	—	490-075	—	—
1985-75	Oil Gallery Pipe	-	3/8" Pipe	1	090-028	—	—	—
V6 - 4.3 (260 CID) - TV								
1985-82	Engine Kit	Diesel	-	-	557-025	567-025	—	—
1985-82	Block-Side	Diesel	1-1/2"	6	555-028	565-028	568-009	570-008
1985-82	Block-Side	Diesel	1-1/2" SC	6	555-077	565-077	—	570-008
1985-82	Block-Side	Diesel	1-61/64" SC	6	555-109	—	—	570-012
1985-82	Cylinder Head	Diesel	1-1/4"	4	555-023	565-023	568-007	570-006

Expansion Plug Applications



Make/ Engine/Years	Location	Description	Size	Qty	Dorman Steel	Dorman Brass	Dorman Copper	Dorman Rubber
CHEVROLET (continued)								
V6 - 4.3 (260 CID) - T,V (continued)								
1985-82	Oil Gallery	Diesel	29/32" (0.914")	1	555-113	—	—	570-004
1985-82	Oil Gallery	Diesel	29/32" (0.925")	1	555-015	565-015	—	570-004
1985-82	Oil Gallery Pipe	Diesel	3/8" Pipe	1	090-077	—	—	—
V6 - 4.3 (262 CID)								
1993-91	Block	-	41.5mm	8	555-030	565-030	568-010	570-009
1993-91	Block Pipe	-	1/4" Pipe	1	090-122	—	—	—
1993-91	Camshaft	-	2-7/64"	1	555-170	—	—	—
1993-91	Cylinder Head Pipe	-	1/4" Pipe	1	090-122	—	—	—
1993-91	Cylinder Head Pipe	-	3/8" Pipe	AR	090-019	—	—	—
1993-91	Oil Gallery	-	21/32"	1	555-167	—	—	—
1993-91	Oil Gallery-Front	-	15/32"	1	555-172	—	—	—
1990-85	Block	-	1-5/8"	6	555-030	565-030	568-010	570-009
1990-85	Camshaft	-	2-3/32"	1	555-085	—	—	—
1990-85	Camshaft	-	2-7/64"	1	555-080	—	—	570-014
1990-85	Oil Gallery	-	1/2"	3	555-005	565-005	—	—
1990-85	Oil Gallery	-	21/32"	1	555-167	—	—	—
1990-85	Oil Gallery Front	-	21/32"	1	555-090	—	—	—
1990-85	Oil Gallery Pipe	-	1/4" Pipe	5	090-026	—	—	—
V8 - 4.3 (262 CID)								
1976-75	Engine Kit	-			557-001	567-001	—	—
1976-75	Block	-	1-5/8"	8	555-030	565-030	568-010	570-009
1976-75	Camshaft	-	2-3/32"	1	555-085	—	—	—
1976-75	Camshaft	-	2-3/32" SC	1	555-049	565-049	—	570-014
1976-75	Camshaft	-	2-7/64"	1	555-080	—	—	570-014
1976-75	Oil Gallery	-	1/2"	3	555-005	565-005	—	—
1976-75	Oil Gallery Pipe	-	1/4" Pipe	5	090-026	—	—	—
V8 - 4.3 (265 CID)								
1996-94	Block	-	1-5/8"	2	555-030	565-030	568-010	570-009
V8 - 4.4 (267 CID) - J								
1982-79	Engine Kit	-			557-001	567-001	—	—
1982-79	Block	-	1-5/8"	8	555-030	565-030	568-010	570-009
1982-79	Block-Drain Pipe	-	1/4" Pipe	2	—	490-075	—	—
1982-79	Camshaft	-	2-3/32"	1	555-085	—	—	—
1982-79	Camshaft	-	2-3/32" SC	1	555-049	565-049	—	570-014
1982-79	Camshaft	-	2-7/64"	1	555-080	—	—	570-014
1982-79	Oil Gallery	-	1/2"	3	555-005	565-005	—	—
1982-79	Oil Gallery Pipe	-	1/4" Pipe	6	090-026	—	—	—
1982-79	Oil Gallery Pipe	-	1/4" Pipe	AR	090-067	—	—	—
1982-79	Oil Gallery Pipe	-	1/4" Pipe	AR	090-068	—	—	—
1982-79	Oil Gallery Pipe	-	1/4" Pipe	AR	090-071	—	—	—
1982-79	Oil Gallery Pipe	-	1/8" Pipe	AR	090-070	—	—	—
V8 - 5.0 (305 CID)								
1993-76	Engine Kit	-			557-001	567-001	—	—
1993-76	Block	-	1-5/8"	2	555-030	565-030	568-010	570-009
1993-76	Block-Drain Pipe	-	1/4" Pipe	2	—	490-075	—	—
1993-76	Camshaft	-	2-3/32"	1	555-085	—	—	—
1993-76	Camshaft	-	2-3/32" SC	1	555-049	565-049	—	570-014
1993-76	Camshaft	-	2-7/64"	1	555-080	—	—	570-014
1993-76	Oil Gallery	-	1/2"	3	555-005	565-005	—	—
1993-76	Oil Gallery Pipe	-	1/4" Pipe	6	090-026	—	—	—
1993-76	Oil Gallery Pipe	-	1/4" Pipe	AR	090-067	—	—	—
1993-76	Oil Gallery Pipe	-	1/4" Pipe	AR	090-068	—	—	—
1993-76	Oil Gallery Pipe	-	1/4" Pipe	AR	090-071	—	—	—
1993-76	Oil Gallery Pipe	-	1/8" Pipe	AR	090-070	—	—	—
V8 - 5.0 (307 CID)								
1990-86	Engine Kit	-			557-025	567-025	—	—
1990-86	Block	-	1-1/2"	6	555-028	565-028	568-009	570-008
1990-86	Block	-	1-1/2" SC	6	555-077	565-077	—	570-008
1990-86	Camshaft	-	2-3/32"	1	555-085	—	—	—
1990-86	Camshaft	-	2-3/32" SC	1	555-049	565-049	—	570-014
1990-86	Camshaft	-	2-7/64"	1	555-080	—	—	570-014
1990-86	Cylinder Head	-	1-1/4"	4	555-023	565-023	568-007	570-006
1990-86	Oil Gallery	-	29/32" (0.914")	1	555-113	—	—	570-004
1990-86	Oil Gallery	-	29/32" (0.925")	1	555-015	565-015	—	570-004
1990-86	Oil Gallery Pipe	-	1/2" Pipe	AR	090-022	—	—	—
1990-86	Oil Gallery Pipe	-	11/16"-16	1	090-069	—	—	—
1990-86	Oil Gallery Pipe	-	3/8" Pipe	1	090-077	—	—	—
1990-86	Oil Gallery Pipe	-	3/8" Pipe	2	090-028	—	—	—
1990-86	Oil Gallery Pipe	-	3/8" Pipe	AR	—	490-072	—	—
1973-68	Engine Kit	-			557-001	567-001	—	—
1973-68	Block	-	1-5/8"	8	555-030	565-030	568-010	570-009
1973-68	Camshaft	-	2-3/32"	1	555-085	—	—	—
1973-68	Camshaft	-	2-3/32" SC	1	555-049	565-049	—	570-014
1973-68	Camshaft	-	2-7/64"	1	555-080	—	—	570-014
1973-68	Oil Gallery	-	1/2"	3	555-005	565-005	—	—
1973-68	Oil Gallery Pipe	-	1/4" Pipe	5	090-026	—	—	—
V8 - 5.7 (350 CID)								
1971-67	Engine Kit	-			557-001	567-001	—	—
1971-67	Block	-	1-5/8"	8	555-030	565-030	568-010	570-009
1971-67	Camshaft	-	2-3/32"	1	555-085	—	—	—
1971-67	Camshaft	-	2-3/32" SC	1	555-049	565-049	—	570-014

Expansion Plug Applications



Make/ Engine/Years	Location	Description	Size	Qty	Dorman Steel	Dorman Brass	Dorman Copper	Dorman Rubber
CHEVROLET (continued)								
V8 - 5.7 (350 CID) (continued)								
1971-67	Camshaft	-	2-7/64"	1	555-080	—	—	570-014
1971-67	Oil Gallery	-	1/2"	3	555-005	565-005	—	—
1971-67	Oil Gallery Pipe	-	1/4" Pipe	5	090-026	—	—	—
V8 - 5.7 (350 CID) - 4								
1979-78	Engine Kit	-			557-001	567-001	—	—
1979-78	Block	-	1-5/8"	8	555-030	565-030	568-010	570-009
1979-78	Camshaft	-	2-3/32"	1	555-085	—	—	—
1979-78	Camshaft	-	2-3/32" SC	1	555-049	565-049	—	570-014
1979-78	Camshaft	-	2-7/64"	1	555-080	—	—	570-014
1979-78	Oil Gallery	-	1/2"	3	555-005	565-005	—	—
1979-78	Oil Gallery Pipe	-	1/4" Pipe	5	090-026	—	—	—
V8 - 5.7 (350 CID) - 5								
1996	Block	-	1-5/8"	8	555-030	565-030	568-010	570-009
1996	Block	-	15/32"	1	555-172	—	—	—
1996	Camshaft	-	2-7/64"	AR	555-170	—	—	—
1996	Oil Gallery	-	1/2"	3	555-005	565-005	—	—
1996	Oil Gallery	-	15/32"	1	555-172	—	—	—
1996	Oil Gallery	-	9/16"	2	555-171	—	—	—
V8 - 5.7 (350 CID) - 6								
1988-80	Engine Kit	-			557-001	567-001	—	—
1988-80	Block	-	1-5/8"	2	555-030	565-030	568-010	570-009
1988-80	Camshaft	-	2-3/32"	1	555-085	—	—	—
1988-80	Camshaft	-	2-3/32" SC	1	555-049	565-049	—	570-014
1988-80	Camshaft	-	2-7/64"	1	555-080	—	—	570-014
1988-80	Oil Gallery	-	1/2"	3	555-005	565-005	—	—
1988-80	Oil Gallery Pipe	-	1/4" Pipe	5	090-026	—	—	—
V8 - 5.7 (350 CID) - 7								
1993-89	Block	-	1-5/8"	8	555-030	565-030	568-010	570-009
1993-89	Block	-	15/32"	1	555-172	—	—	—
1993-89	Camshaft	-	2-7/64"	AR	555-170	—	—	—
1993-89	Cylinder Head Pipe	-	3/8" Pipe	1	090-019	—	—	—
1993-89	Oil Gallery	-	1/2"	3	555-005	565-005	—	—
1993-89	Oil Gallery	-	15/32"	1	555-172	—	—	—
1993-89	Oil Gallery	-	9/16"	2	555-171	—	—	—
1993-89	Oil Gallery Pipe	-	1/4" Pipe	2	090-067	—	—	—
1993-89	Oil Gallery Pipe	-	1/4" Pipe	2	090-122	—	—	—
V8 - 5.7 (350 CID) - 8								
1992-80	Block	-	1-5/8"	2	555-030	565-030	568-010	570-009
1992-80	Block	-	41.5mm	2	555-087	—	—	570-009
1992-80	Camshaft	-	2-7/64"	1	555-170	—	—	—
1992-80	Oil Gallery	-	1/2"	3	555-005	565-005	—	—
1992-80	Oil Gallery	-	15/32"	1	555-172	—	—	—
1992-80	Oil Gallery	-	9/16"	2	555-171	—	—	—
1992-80	Oil Gallery Pipe	-	1/4" Pipe	5	090-026	—	—	—
1979	Engine Kit	-			557-001	567-001	—	—
1979	Block	-	1-5/8"	8	555-030	565-030	568-010	570-009
1979	Camshaft	-	2-3/32"	1	555-085	—	—	—
1979	Camshaft	-	2-3/32" SC	1	555-049	565-049	—	570-014
1979	Camshaft	-	2-7/64"	1	555-080	—	—	570-014
1979	Oil Gallery	-	1/2"	3	555-005	565-005	—	—
1979	Oil Gallery Pipe	-	1/4" Pipe	5	090-026	—	—	—
V8 - 5.7 (350 CID) - G								
2004-97	Block	-	1" SC	1	555-018	565-018	—	570-005
2004-97	Cylinder Head	-	1-1/4" SC	2	555-024	565-024	568-007	570-006
2004-97	Oil Gallery	-	5/8"	1	555-168	—	—	—
V8 - 5.7 (350 CID) - H								
1978-72	Engine Kit	-			557-019	567-019	—	—
1978-72	Block	-	1-1/2"	6	555-028	565-028	568-009	570-008
1978-72	Block	-	1-1/2" SC	6	555-077	565-077	—	570-008
1978-72	Camshaft	-	1-59/64" SC	1	555-075	—	—	570-012
1978-72	Cylinder Head	-	1-1/8"	4	555-019	565-019	—	570-005
1978-72	Cylinder Head	-	1-7/32"	AR	555-022	—	—	570-006
1978-72	Oil Gallery	-	19/32"	2	555-009	—	—	—
1978-72	Oil Gallery	-	5/8" SC	AR	555-011	565-011	—	—
1978-72	Oil Gallery Pipe	-	1/4" Pipe	2	090-026	—	—	—
V8 - 5.7 (350 CID) - J								
1995-90	Cylinder Head	-	30mm	2	555-100	565-100	—	570-006
1995-90	Oil Gallery	-	7/8"	1	555-119	—	—	570-003
1989	Cylinder Head	-	30mm	2	555-100	565-100	—	570-006
1975-72	Engine Kit	-			557-019	567-019	—	—
1975-72	Block	-	1-1/2"	6	555-028	565-028	568-009	570-008
1975-72	Block	-	1-1/2" SC	6	555-077	565-077	—	570-008
1975-72	Camshaft	-	1-59/64" SC	1	555-075	—	—	570-012
1975-72	Cylinder Head	-	1-1/8"	4	555-019	565-019	—	570-005
1975-72	Cylinder Head	-	1-7/32"	AR	555-022	—	—	570-006
1975-72	Oil Gallery	-	19/32"	2	555-009	—	—	—
1975-72	Oil Gallery	-	5/8" SC	AR	555-011	565-011	—	—
1975-72	Oil Gallery Pipe	-	1/4" Pipe	2	090-026	—	—	—
V8 - 5.7 (350 CID) - K								
1974-72	Engine Kit	-			557-001	567-001	—	—
1974-72	Block	-	1-5/8"	8	555-030	565-030	568-010	570-009

Expansion Plug Applications



Expansion Plug Applications

8

Make/ Engine/Years	Location	Description	Size	Qty	Dorman Steel	Dorman Brass	Dorman Copper	Dorman Rubber
CHEVROLET (continued)								
V8 - 5.7 (350 CID) - K (continued)								
1974-72	Camshaft	-	2-3/32"	1	555-085	—	—	—
1974-72	Camshaft	-	2-3/32" SC	1	555-049	565-049	—	570-014
1974-72	Camshaft	-	2-7/64"	1	555-080	—	—	570-014
1974-72	Oil Gallery	-	1/2"	3	555-005	565-005	—	—
1974-72	Oil Gallery Pipe	-	1/4" Pipe	5	090-026	—	—	—
V8 - 5.7 (350 CID) - L								
1982-74	Engine Kit	-	—	—	557-001	567-001	—	—
1982-74	Block	-	1-5/8"	8	555-030	565-030	568-010	570-009
1982-74	Camshaft	-	2-3/32"	1	555-085	—	—	—
1982-74	Camshaft	-	2-3/32" SC	1	555-049	565-049	—	570-014
1982-74	Camshaft	-	2-7/64"	1	555-080	—	—	570-014
1982-74	Oil Gallery	-	1/2"	3	555-005	565-005	—	—
1982-74	Oil Gallery Pipe	-	1/4" Pipe	5	090-026	—	—	—
V8 - 5.7 (350 CID) - N								
1985-80	Engine Kit	Diesel	—	—	557-025	567-025	—	—
1985-80	Block	Diesel	1-1/2"	6	555-028	565-028	568-009	570-008
1985-80	Block	Diesel	1-1/2" SC	6	555-077	565-077	—	570-008
1985-80	Camshaft	Diesel	2-3/32"	1	555-085	—	—	—
1985-80	Camshaft	Diesel	2-3/32" SC	1	555-049	565-049	—	570-014
1985-80	Camshaft	Diesel	2-7/64"	1	555-080	—	—	570-014
1985-80	Cylinder Head	Diesel	1-1/4"	4	555-023	565-023	568-007	570-006
1985-80	Oil Gallery	Diesel	29/32" (0.914")	1	555-113	—	—	570-004
1985-80	Oil Gallery	Diesel	29/32" (0.925")	1	555-015	565-015	—	570-004
1985-80	Oil Gallery Pipe	Diesel	1/2" Pipe	AR	090-022	—	—	—
1985-80	Oil Gallery Pipe	Diesel	11/16"-16	1	090-069	—	—	—
1985-80	Oil Gallery Pipe	Diesel	3/8" Pipe	1	090-077	—	—	—
1985-80	Oil Gallery Pipe	Diesel	3/8" Pipe	2	090-028	—	—	—
1985-80	Oil Gallery Pipe	Diesel	3/8" Pipe	AR	—	490-072	—	—
V8 - 5.7 (350 CID) - P								
1997-92	Engine Kit	-	—	—	557-108	—	—	—
1997-92	Block	-	1-5/8"	8	555-030	565-030	568-010	570-009
1997-92	Block	-	15/32"	1	555-172	—	—	—
1997-92	Block Pipe	-	1/4" Pipe	1	090-122	—	—	—
1997-92	Camshaft	-	2-7/64"	1	555-170	—	—	—
1997-92	Cylinder Head Pipe	-	1/4" Pipe	2	090-071	—	—	—
1997-92	Cylinder Head Pipe	-	3/8" Pipe	1	090-019	—	—	—
1997-92	Oil Gallery	-	1/2"	3	555-005	565-005	—	—
1997-92	Oil Gallery	-	15/32"	1	555-172	—	—	—
1997-92	Oil Gallery	-	9/16"	2	555-171	—	—	—
1997-92	Oil Gallery Pipe	-	1/8" Pipe	1	090-070	—	—	—
V8 - 5.7 (350 CID) - S								
2004-01	Cylinder Head	-	1-1/4" SC	2	555-024	565-024	568-007	570-006
V8 - 5.7 (350 CID) - T								
1975-74	Engine Kit	-	—	—	557-001	567-001	—	—
1975-74	Block	-	1-5/8"	8	555-030	565-030	568-010	570-009
1975-74	Camshaft	-	2-3/32"	1	555-085	—	—	—
1975-74	Camshaft	-	2-3/32" SC	1	555-049	565-049	—	570-014
1975-74	Camshaft	-	2-7/64"	1	555-080	—	—	570-014
1975-74	Oil Gallery	-	1/2"	3	555-005	565-005	—	—
1975-74	Oil Gallery Pipe	-	1/4" Pipe	5	090-026	—	—	—
V8 - 5.7 (350 CID) - V								
1976	Engine Kit	-	—	—	557-001	567-001	—	—
1976	Block	-	1-5/8"	8	555-030	565-030	568-010	570-009
1976	Camshaft	-	2-3/32"	1	555-085	—	—	—
1976	Camshaft	-	2-3/32" SC	1	555-049	565-049	—	570-014
1976	Camshaft	-	2-7/64"	1	555-080	—	—	570-014
1976	Oil Gallery	-	1/2"	3	555-005	565-005	—	—
1976	Oil Gallery Pipe	-	1/4" Pipe	5	090-026	—	—	—
V8 - 5.7 (350 CID) - X								
1977-76	Engine Kit	-	—	—	557-019	567-019	—	—
1977-76	Block	-	1-1/2"	6	555-028	565-028	568-009	570-008
1977-76	Block	-	1-1/2" SC	6	555-077	565-077	—	570-008
1977-76	Camshaft	-	1-59/64" SC	1	555-075	—	—	570-012
1977-76	Cylinder Head	-	1-1/8"	4	555-019	565-019	—	570-005
1977-76	Cylinder Head	-	1-7/32"	AR	555-022	—	—	570-006
1977-76	Oil Gallery	-	19/32"	2	555-009	—	—	—
1977-76	Oil Gallery	-	5/8" SC	AR	555-011	565-011	—	—
1977-76	Oil Gallery Pipe	-	1/4" Pipe	2	090-026	—	—	—
V8 - 6.0L (364 CID)								
2005	Cylinder Head	-	1-1/4" SC	2	555-024	565-024	568-007	570-006
V8 - 6.5 (396 CID)								
1970-65	Engine Kit	-	—	—	557-003	567-003	—	—
1970-65	Block	-	1-3/4"	11	555-034	565-034	—	570-010
1970-65	Block	-	1-5/8"	1	555-030	565-030	568-010	570-009
1970-65	Camshaft	-	2-7/32" SC	1	555-081	—	—	570-016
1970-65	Camshaft	-	2-7/32" SC	1	555-071	—	—	570-016
1970-65	Oil Gallery Pipe	-	1/4" Pipe	7	090-026	—	—	—
1970-65	Oil Gallery Pipe	-	1/8" Pipe	2	090-065	—	—	—
1970-65	Oil Gallery Pipe	-	1/8" Pipe	AR	090-070	—	—	—
V8 - 6.6 (400 CID)								
1976-70	Engine Kit	Small Block	—	—	557-002	567-002	—	—

Expansion Plug Applications



Make/ Engine/Years	Location	Description	Size	Qty	Dorman Steel	Dorman Brass	Dorman Copper	Dorman Rubber
CHEVROLET (continued)								
V8 - 6.6 (400 CID) (continued)								
1976-70	Block	Small Block	1-5/8"	8	555-030	565-030	568-010	570-009
1976-70	Camshaft	Small Block	2-3/32"	1	555-085	—	—	—
1976-70	Camshaft	Small Block	2-3/32" SC	1	555-049	565-049	—	570-014
1976-70	Camshaft	Small Block	2-7/64"	1	555-080	—	—	570-014
1976-70	Oil Gallery	Small Block	1/2"	3	555-005	565-005	—	—
1976-70	Oil Gallery Pipe	Small Block	1/4" Pipe	5	090-026	—	—	—
V8 - 6.6 (402 CID)								
1972-70	Engine Kit	Big Block	—	—	557-003	567-003	—	—
1972-70	Block	Big Block	1-3/4"	11	555-034	565-034	—	570-010
1972-70	Block	Big Block	1-5/8"	1	555-030	565-030	568-010	570-009
1972-70	Camshaft	Big Block	2-7/32" SC	1	555-071	—	—	570-016
1972-70	Camshaft	Big Block	2-7/32" SC	1	555-081	—	—	570-016
1972-70	Oil Gallery Pipe	Big Block	1/4" Pipe	7	090-026	—	—	—
1972-70	Oil Gallery Pipe	Big Block	1/8" Pipe	2	090-065	—	—	—
1972-70	Oil Gallery Pipe	Big Block	1/8" Pipe	AR	090-070	—	—	—
V8 - 7.4 (454 CID)								
1976-70	Engine Kit	-	—	—	557-003	567-003	—	—
1976-70	Block	-	1-3/4"	11	555-034	565-034	—	570-010
1976-70	Block	-	1-5/8"	1	555-030	565-030	568-010	570-009
1976-70	Camshaft	-	2-7/32" SC	1	555-071	—	—	570-016
1976-70	Camshaft	-	2-7/32" SC	1	555-081	—	—	570-016
1976-70	Oil Gallery Pipe	-	1/4" Pipe	7	090-026	—	—	—
1976-70	Oil Gallery Pipe	-	1/8" Pipe	2	090-065	—	—	—
1976-70	Oil Gallery Pipe	-	1/8" Pipe	AR	090-070	—	—	—
CHEVROLET/GMC TRUCK								
L4 - 1.8 (111 CID)								
1981-76	Engine Kit	Luv Pickup	—	—	557-046	567-046	—	—
1981-76	Block	Luv Pickup	1-1/2"	1	555-027	565-027	—	—
1981-76	Block	Luv Pickup	1-3/8"	3	555-025	565-025	568-008	570-007
1981-76	Block	Luv Pickup	35mm	3	555-093	565-093	—	570-007
1981-76	Cylinder Head	Luv Pickup	1-49/64"	1	555-036	565-036	—	570-011
1975-72	Engine Kit	Luv Pickup	—	—	557-045	567-045	—	—
1975-72	Block	Luv Pickup	1-1/2"	1	555-027	565-027	—	—
1975-72	Block	Luv Pickup	1-1/4" SC	7	555-024	565-024	568-007	570-006
1975-72	Block	Luv Pickup	1-3/8"	3	555-025	565-025	568-008	570-007
1975-72	Block	Luv Pickup	35mm	3	555-093	565-093	—	570-007
1975-72	Cylinder Head	Luv Pickup	1-49/64"	1	555-036	565-036	—	570-011
L4 - 1.9 (119 CID)								
1985-82	Block-Rear	-	1-1/2"	1	555-027	565-027	—	—
1985-82	Block-Side	-	35mm	5	555-093	565-093	—	570-007
1985-82	Cylinder Head	-	1" SC	1	555-091	—	—	570-004
L4 - 2.0 (122 CID)								
1984-83	Engine Kit	-	—	—	557-064	567-064	—	—
1984-83	Block	-	34.3mm	4	555-104	565-104	—	570-007
1984-83	Block	-	42.3mm	4	555-110	—	—	570-010
1984-83	Cylinder Head	-	34.3mm	1	555-104	565-104	—	570-007
1984-83	Oil Gallery Pipe	-	1/4" Pipe	AR	090-067	—	—	—
1984-83	Oil Gallery Pipe	-	1/8" Pipe	2	090-065	—	—	—
1984-83	Oil Gallery Pipe	-	3/8" Pipe	1	090-028	—	—	—
L4 - 2.2 (134 CID)								
1982-81	Block	Luv Pickup	1-1/2" SC	1	555-077	565-077	—	570-008
1982-81	Block	Luv Pickup	1-1/4" SC	2	555-024	565-024	568-007	570-006
1982-81	Block	Luv Pickup	18mm	1	555-102	565-102	—	—
1982-81	Block	Luv Pickup	44.5mm	AR	555-096	565-096	—	570-011
1982-81	Cylinder Head-Rear	Luv Pickup	44.5mm	AR	555-096	565-096	—	570-011
1982-81	Cylinder Head-Upper	Luv Pickup	18.2mm	AR	555-107	—	—	—
L4 - 2.2 (134 CID) - 4.5								
2003-94	Engine Kit	-	—	—	557-109	—	—	—
2003-94	Block	-	42.3mm	4	555-110	—	—	570-010
2003-94	Cylinder Head	-	34.3mm	1	555-104	565-104	—	570-007
2003-94	Oil Gallery Pipe	-	1/2" Pipe	2	090-092	—	—	—
2003-94	Oil Gallery Pipe	-	1/4" Pipe	1	090-122	—	—	—
2003-94	Oil Gallery Pipe	-	1/4" Pipe	1	090-026	—	—	—
L4 - 2.2 (134 CID) - S								
1985-83	Block	Diesel	1-1/2" SC	1	555-077	565-077	—	570-008
1985-83	Block	Diesel	1-1/4" SC	2	555-024	565-024	568-007	570-006
1985-83	Block	Diesel	18mm	1	555-102	565-102	—	—
1985-83	Block	Diesel	44.5mm	AR	555-096	565-096	—	570-011
1985-83	Cylinder Head-Rear	Diesel	44.5mm	AR	555-096	565-096	—	570-011
1985-83	Cylinder Head-Upper	Diesel	18.2mm	AR	555-107	—	—	—
L4 - 2.5 (151 CID)								
1993-85	Engine Kit	-	—	—	557-042	567-042	—	—
1993-85	Block-Rear	-	1-61/64"	1	555-041	565-041	—	570-012
1993-85	Block-Side	-	41.5mm	3	555-087	—	—	570-009
1993-85	Camshaft	-	2-7/64"	1	555-080	—	—	570-014
1993-85	Cylinder Head	-	1-7/8"	1	555-038	565-038	—	570-012
1993-85	Cylinder Head	-	21.66mm	4	570-003	—	—	—
1993-85	Cylinder Head	-	41.5mm	1	555-087	—	—	570-009
1993-85	Oil Gallery	-	14.98mm H	1	555-114	—	—	—
1993-85	Oil Gallery	-	19/32"	2	555-009	—	—	—
1993-85	Oil Gallery Pipe	-	3/8" Pipe	1	090-028	—	—	—

Expansion Plug Applications



Make/ Engine/Years	Location	Description	Size	Qty	Dorman Steel	Dorman Brass	Dorman Copper	Dorman Rubber
CHEVROLET/GMC TRUCK (continued)								
L6 - 4.1 (250 CID)								
1984-66	Engine Kit	-			557-005	567-005	—	—
1984-66	Block-Rear	-	2-1/64"	1	555-045	565-045	—	570-014
1984-66	Block-Side	-	1-5/8"	3	555-030	565-030	568-010	570-009
1984-66	Camshaft	-	2-3/32"	1	555-085	—	—	—
1984-66	Camshaft	-	2-3/32" SC	1	555-049	565-049	—	570-014
1984-66	Camshaft	-	2-7/64"	1	555-080	—	—	570-014
1984-66	Cylinder Head	-	15/16"	3	555-016	565-016	—	570-004
1984-66	Oil Gallery	-	19/32"	1	555-009	—	—	—
1984-66	Oil Gallery Pipe	-	3/8" Pipe	1	090-028	—	—	—
L6 - 4.8 (292 CID)								
1989-63	Engine Kit	-			557-005	567-005	—	—
1989-63	Block-Rear	-	2-1/64"	1	555-045	565-045	—	570-014
1989-63	Block-Side	-	1-5/8"	3	555-030	565-030	568-010	570-009
1989-63	Camshaft	-	2-3/32"	3	555-085	—	—	—
1989-63	Camshaft	-	2-3/32" SC	1	555-049	565-049	—	570-014
1989-63	Camshaft	-	2-7/64"	1	555-080	—	—	570-014
1989-63	Cylinder Head	-	15/16"	3	555-016	565-016	—	570-004
1989-63	Oil Gallery	-	19/32"	3	555-009	—	—	—
1989-63	Oil Gallery Pipe	-	3/8" Pipe	1	090-028	—	—	—
V6 - 2.8 (173 CID)								
1993-82	Engine Kit	-			557-048	567-048	—	—
1993-82	Block	-	34.3mm	6	555-104	565-104	—	570-007
1993-82	Block	-	7/8"	1	555-014	565-014	—	570-004
1993-82	Block Pipe	-	1/4" Pipe	2	090-075	—	—	—
1993-82	Cylinder Head	-	1" SC	2	555-018	565-018	—	570-005
1993-82	Cylinder Head Pipe	-	1/4" Pipe	1	090-067	—	—	—
1993-82	Oil Gallery Pipe	-	1/4" Pipe	1	090-067	—	—	—
1993-82	Oil Gallery Pipe	-	1/4" Pipe	AR	090-068	—	—	—
1993-82	Oil Gallery Pipe	-	1/4" Pipe	AR	090-071	—	—	—
1993-82	Oil Gallery Pipe	-	1/8" Pipe	2	090-065	—	—	—
1993-82	Oil Gallery Pipe	-	1/8" Pipe	2	090-070	—	—	—
1993-82	Oil Gallery Pipe	-	3/8" Pipe	1	090-019	—	—	—
1993-82	Oil Gallery Pipe	-	3/8" Pipe	1	090-028	—	—	—
V6 - 3.3 (200 CID)								
1979-78	Block	-	1-5/8"	6	555-030	565-030	568-010	570-009
1979-78	Camshaft	-	2-3/32"	1	555-085	—	—	—
1979-78	Camshaft	-	2-7/64"	1	555-080	—	—	570-014
1979-78	Oil Gallery	-	1/2"	3	555-005	565-005	—	—
1979-78	Oil Gallery Front	-	21/32"	1	555-090	—	—	—
1979-78	Oil Gallery Pipe	-	1/4" Pipe	5	090-026	—	—	—
V6 - 3.8 (229 CID)								
1984-80	Engine Kit	-			557-001	567-001	—	—
1984-80	Block	-	1-5/8"	6	555-030	565-030	568-010	570-009
1984-80	Camshaft	-	2-3/32"	1	555-085	—	—	—
1984-80	Camshaft	-	2-7/64"	1	555-080	—	—	570-014
1984-80	Oil Gallery	-	1/2"	3	555-005	565-005	—	—
1984-80	Oil Gallery Front	-	21/32"	1	555-090	—	—	—
1984-80	Oil Gallery Pipe	-	1/4" Pipe	5	090-026	—	—	—
V6 - 3.8 (231 CID) - 2,A								
1984-78	Engine Kit	For blocks with 1-1/2" Plugs			557-019	567-019	—	—
1984-78	Block Pipe	-	1/4" Pipe	1	—	490-071	—	—
1984-78	Block Pipe	-	1/8" Pipe	AR	090-070	—	—	—
1984-78	Block-Rear	-	1-1/8"	4	555-019	565-019	—	570-005
1984-78	Block-Rear	-	1-7/32"	AR	555-022	—	—	570-006
1984-78	Block-Side	-	1-1/2" SC	4	555-077	565-077	—	570-008
1984-78	Block-Side	-	1-9/16"	4	555-029	565-029	—	570-009
1984-78	Camshaft	-	1-59/64" SC	1	555-075	—	—	570-012
1984-78	Cylinder Head	-	1-1/8"	4	555-019	565-019	—	570-005
1984-78	Cylinder Head	-	1-1/8" SC	4	555-020	565-020	—	570-005
1984-78	Cylinder Head	-	1-7/32"	4	555-022	—	—	570-006
1984-78	Oil Gallery	-	1"	AR	555-017	565-017	—	570-004
1984-78	Oil Gallery	-	19/32"	1	555-009	—	—	—
1984-78	Oil Gallery	-	5/8" SC	2	555-011	565-011	—	—
1984-78	Oil Gallery Pipe	-	1/4" Pipe	1	—	490-075	—	—
1984-78	Oil Gallery Pipe	-	1/4" Pipe	2	090-026	—	—	—
1984-78	Oil Gallery Pipe	-	1/4" Pipe	AR	090-068	—	—	—
1984-78	Oil Gallery Pipe	-	3/8" Pipe	1	090-028	—	—	—
V6 - 4.3 (262 CID)								
2005-94	Block	-	1-5/8"	8	555-030	565-030	568-010	570-009
2005-94	Block	-	41.5mm	8	555-087	—	—	570-009
2005-94	Block Pipe	-	1/4" Pipe	3	090-067	—	—	—
2005-94	Camshaft	-	2-3/32"	1	555-085	—	—	—
2005-94	Camshaft	-	2-7/64"	1	555-080	—	—	570-014
2005-94	Cylinder Head Pipe	-	1/4" Pipe	1	090-122	—	—	—
2005-94	Cylinder Head Pipe	-	3/8" Pipe	AR	090-019	—	—	—
2005-94	Oil Gallery	-	1/2"	3	555-005	565-005	—	—
2005-94	Oil Gallery	-	21/32"	1	555-167	—	—	—
2005-94	Oil Gallery-Front	-	15/32"	1	555-090	—	—	—
1993-91	Block	-	41.5mm	8	555-030	565-030	568-010	570-009
1993-91	Block Pipe	-	1/4" Pipe	1	090-122	—	—	—
1993-91	Camshaft	-	2-7/64"	1	555-170	—	—	—

Expansion Plug Applications



Make/ Engine/Years	Location	Description	Size	Qty	Dorman Steel	Dorman Brass	Dorman Copper	Dorman Rubber
CHEVROLET/GMC TRUCK (continued)								
V6 - 4.3 (262 CID) (continued)								
1993-91	Cylinder Head Pipe	-	1/4" Pipe	1	090-122	—	—	—
1993-91	Cylinder Head Pipe	-	3/8" Pipe	AR	090-019	—	—	—
1993-91	Oil Gallery	-	21/32"	1	555-167	—	—	—
1993-91	Oil Gallery-Front	-	15/32"	1	555-172	—	—	—
1990-86	Block	-	1-5/8"	6	555-030	565-030	568-010	570-009
1990-86	Camshaft	-	2-3/32"	1	555-085	—	—	—
1990-86	Camshaft	-	2-7/64"	1	555-080	—	—	570-014
1990-86	Oil Gallery	-	1/2"	3	555-005	565-005	—	—
1990-86	Oil Gallery	-	21/32"	1	555-167	—	—	—
1990-86	Oil Gallery Front	-	21/32"	1	555-090	—	—	—
1990-86	Oil Gallery Pipe	-	1/4" Pipe	5	090-026	—	—	—
1985	Block	-	1-5/8"	6	555-030	565-030	568-010	570-009
1985	Block	-	2-1/64"	1	555-045	565-045	—	570-014
1985	Camshaft	-	2-3/32"	1	555-085	—	—	—
1985	Camshaft	-	2-7/64"	1	555-080	—	—	570-014
1985	Cylinder Head	-	15/16"	3	555-016	565-016	—	570-004
1985	Oil Gallery	-	1/2"	3	555-005	565-005	—	—
1985	Oil Gallery Front	-	21/32"	1	555-090	—	—	—
1985	Oil Gallery Pipe	-	1/4" Pipe	5	090-026	—	—	—
V6 - 5.7 (351 CID)								
1977-60	Engine Kit	-	—	—	557-022	567-022	—	—
1977-60	Balance Shaft	-	1-5/8"	AR	555-030	565-030	568-010	570-009
1977-60	Block	-	1-3/4"	4	555-034	565-034	—	570-010
1977-60	Block	-	15/16"	3	555-016	565-016	—	570-004
1977-60	Camshaft	-	1-31/32" SC	1	555-042	—	—	570-012
1977-60	Cylinder Head	-	1-1/2"	4	555-028	565-028	568-009	570-008
1977-60	Cylinder Head	-	1-1/4"	AR	555-023	565-023	568-007	570-006
1977-60	Cylinder Head	-	1-7/32"	1	555-022	—	—	570-006
1977-60	Oil Gallery Pipe	-	1/2" Pipe	2	090-022	—	—	—
1977-60	Oil Gallery Pipe	-	3/8" Pipe	2	090-028	—	—	—
V6 - 6.6 (401 CID)								
1977-60	Engine Kit	-	—	—	557-022	567-022	—	—
1977-60	Balance Shaft	-	1-5/8"	AR	555-030	565-030	568-010	570-009
1977-60	Block	-	1-3/4"	4	555-034	565-034	—	570-010
1977-60	Block	-	15/16"	3	555-016	565-016	—	570-004
1977-60	Camshaft	-	1-31/32" SC	1	555-042	—	—	570-012
1977-60	Cylinder Head	-	1-1/2"	4	555-028	565-028	568-009	570-008
1977-60	Cylinder Head	-	1-1/4"	AR	555-023	565-023	568-007	570-006
1977-60	Cylinder Head	-	1-7/32"	1	555-022	—	—	570-006
1977-60	Oil Gallery Pipe	-	1/2" Pipe	2	090-022	—	—	—
1977-60	Oil Gallery Pipe	-	3/8" Pipe	2	090-028	—	—	—
V6 - 7.8 (478 CID)								
1977-60	Engine Kit	-	—	—	557-022	567-022	—	—
1977-60	Balance Shaft	-	1-5/8"	AR	555-030	565-030	568-010	570-009
1977-60	Block	-	1-3/4"	4	555-034	565-034	—	570-010
1977-60	Block	-	15/16"	3	555-016	565-016	—	570-004
1977-60	Camshaft	-	1-31/32" SC	1	555-042	—	—	570-012
1977-60	Cylinder Head	-	1-1/2"	4	555-028	565-028	568-009	570-008
1977-60	Cylinder Head	-	1-1/4"	AR	555-023	565-023	568-007	570-006
1977-60	Cylinder Head	-	1-7/32"	1	555-022	—	—	570-006
1977-60	Oil Gallery Pipe	-	1/2" Pipe	2	090-022	—	—	—
1977-60	Oil Gallery Pipe	-	3/8" Pipe	2	090-028	—	—	—
V8 - 4.4 (267 CID) - J								
1982-79	Engine Kit	-	—	—	557-001	567-001	—	—
1982-79	Block	-	1-5/8"	8	555-030	565-030	568-010	570-009
1982-79	Block-Drain Pipe	-	1/4" Pipe	2	—	490-075	—	—
1982-79	Camshaft	-	2-3/32"	1	555-085	—	—	—
1982-79	Camshaft	-	2-3/32" SC	1	555-049	565-049	—	570-014
1982-79	Camshaft	-	2-7/64"	1	555-080	—	—	570-014
1982-79	Oil Gallery	-	1/2"	3	555-005	565-005	—	—
1982-79	Oil Gallery Pipe	-	1/4" Pipe	AR	090-071	—	—	—
1982-79	Oil Gallery Pipe	-	1/4" Pipe	AR	090-068	—	—	—
1982-79	Oil Gallery Pipe	-	1/4" Pipe	6	090-026	—	—	—
1982-79	Oil Gallery Pipe	-	1/4" Pipe	AR	090-067	—	—	—
1982-79	Oil Gallery Pipe	-	1/8" Pipe	AR	090-070	—	—	—
V8 - 4.8 (294 CID) - V								
2005-99	Cylinder Head	-	1-1/4" SC	2	555-024	565-024	568-007	570-006
2005-99	Oil Gallery	-	5/8"	1	555-168	—	—	—
V8 - 5.0 (305 CID)								
2002-76	Engine Kit	-	—	—	557-001	567-001	—	—
2002-76	Block-Drain Pipe	-	1/4" Pipe	2	—	490-075	—	—
2002-76	Camshaft	-	2-3/32"	1	555-085	—	—	—
2002-76	Camshaft	-	2-3/32" SC	1	555-049	565-049	—	570-014
2002-76	Camshaft	-	2-7/64"	1	555-080	—	—	570-014
2002-76	Oil Gallery	-	1/2"	3	555-005	565-005	—	—
2002-76	Oil Gallery Pipe	-	1/4" Pipe	6	090-026	—	—	—
2002-76	Oil Gallery Pipe	-	1/4" Pipe	AR	090-067	—	—	—
2002-76	Oil Gallery Pipe	-	1/4" Pipe	AR	090-068	—	—	—
2002-76	Oil Gallery Pipe	-	1/4" Pipe	AR	090-071	—	—	—
2002-76	Oil Gallery Pipe	-	1/8" Pipe	AR	090-070	—	—	—
2002-01	Block	-	41.5mm	8	555-087	—	—	570-009
2000-76	Block	-	1-5/8"	2	555-030	565-030	568-010	570-009

Expansion Plug Applications



Expansion Plug Applications

8

Make/ Engine/Years	Location	Description	Size	Qty	Dorman Steel	Dorman Brass	Dorman Copper	Dorman Rubber
CHEVROLET/GMC TRUCK (continued)								
V8 - 5.0 (307 CID)								
1973-68	Engine Kit	-			557-001	567-001	—	—
1973-68	Block	-	1-5/8"	8	555-030	565-030	568-010	570-009
1973-68	Camshaft	-	2-3/32"	1	555-085	—	—	—
1973-68	Camshaft	-	2-3/32" SC	1	555-049	565-049	—	570-014
1973-68	Camshaft	-	2-7/64"	1	555-080	—	—	570-014
1973-68	Oil Gallery	-	1/2"	3	555-005	565-005	—	—
1973-68	Oil Gallery Pipe	-	1/4" Pipe	5	090-026	—	—	—
V8 - 5.3 (323 CID) - B,M,P,T,Z								
2005-99	Cylinder Head	-	1-1/4" SC	2	555-024	565-024	568-007	570-006
2005-99	Oil Gallery	-	5/8"	1	555-168	—	—	—
V8 - 5.7 (350 CID)								
1971-69	Engine Kit	-			557-001	567-001	—	—
1971-69	Block	-	1-5/8"	8	555-030	565-030	568-010	570-009
1971-69	Camshaft	-	2-3/32"	1	555-085	—	—	—
1971-69	Camshaft	-	2-3/32" SC	1	555-049	565-049	—	570-014
1971-69	Camshaft	-	2-7/64"	1	555-080	—	—	570-014
1971-69	Oil Gallery	-	1/2"	3	555-005	565-005	—	—
1971-69	Oil Gallery Pipe	-	1/4" Pipe	5	090-026	—	—	—
V8 - 5.7 (350 CID) - E								
1984	Engine Kit	-			557-001	567-001	—	—
1984	Block	-	1-5/8"	2	555-030	565-030	568-010	570-009
1984	Camshaft	-	2-3/32"	1	555-085	—	—	—
1984	Camshaft	-	2-3/32" SC	1	555-049	565-049	—	570-014
1984	Camshaft	-	2-7/64"	1	555-080	—	—	570-014
1984	Oil Gallery	-	1/2"	3	555-005	565-005	—	—
1984	Oil Gallery Pipe	-	1/4" Pipe	5	090-026	—	—	—
1972	Engine Kit	-			557-001	567-001	—	—
1972	Block	-	1-5/8"	8	555-030	565-030	568-010	570-009
1972	Camshaft	-	2-3/32"	1	555-085	—	—	—
1972	Camshaft	-	2-3/32" SC	1	555-049	565-049	—	570-014
1972	Camshaft	-	2-7/64"	1	555-080	—	—	570-014
1972	Oil Gallery	-	1/2"	3	555-005	565-005	—	—
1972	Oil Gallery Pipe	-	1/4" Pipe	5	090-026	—	—	—
V8 - 5.7 (350 CID) - H								
1975-72	Engine Kit	-			557-019	567-019	—	—
1975-72	Block	-	1-1/2"	6	555-028	565-028	568-009	570-008
1975-72	Block	-	1-1/2" SC	6	555-077	565-077	—	570-008
1975-72	Camshaft	-	1-59/64" SC	1	555-075	—	—	570-012
1975-72	Cylinder Head	-	1-1/8"	4	555-019	565-019	—	570-005
1975-72	Cylinder Head	-	1-7/32"	AR	555-022	—	—	570-006
1975-72	Oil Gallery	-	19/32"	2	555-009	—	—	—
1975-72	Oil Gallery	-	5/8" SC	AR	555-011	565-011	—	—
1975-72	Oil Gallery Pipe	-	1/4" Pipe	2	090-026	—	—	—
V8 - 5.7 (350 CID) - J								
1972	Engine Kit	-			557-019	567-019	—	—
1972	Block	-	1-1/2"	6	555-028	565-028	568-009	570-008
1972	Block	-	1-1/2" SC	6	555-077	565-077	—	570-008
1972	Camshaft	-	1-59/64" SC	1	555-075	—	—	570-012
1972	Cylinder Head	-	1-1/8"	4	555-019	565-019	—	570-005
1972	Cylinder Head	-	1-7/32"	AR	555-022	—	—	570-006
1972	Oil Gallery	-	19/32"	2	555-009	—	—	—
1972	Oil Gallery	-	5/8" SC	AR	555-011	565-011	—	—
1972	Oil Gallery Pipe	-	1/4" Pipe	2	090-026	—	—	—
V8 - 5.7 (350 CID) - K								
1996-73	Engine Kit	-			557-001	567-001	—	—
1996-73	Block	-	1-5/8"	8	555-030	565-030	568-010	570-009
1996-73	Camshaft	-	2-3/32"	1	555-085	—	—	—
1996-73	Camshaft	-	2-3/32" SC	1	555-049	565-049	—	570-014
1996-73	Camshaft	-	2-7/64"	1	555-080	—	—	570-014
1996-73	Oil Gallery	-	1/2"	3	555-005	565-005	—	—
1996-73	Oil Gallery Pipe	-	1/4" Pipe	5	090-026	—	—	—
V8 - 5.7 (350 CID) - L								
1986-74	Engine Kit	-			557-001	567-001	—	—
1986-74	Block	-	1-5/8"	8	555-030	565-030	568-010	570-009
1986-74	Block	-	2-1/64"	1	555-045	565-045	—	570-014
1986-74	Camshaft	-	2-3/32"	1	555-085	—	—	—
1986-74	Camshaft	-	2-3/32" SC	1	555-049	565-049	—	570-014
1986-74	Camshaft	-	2-7/64"	1	555-080	—	—	570-014
1986-74	Cylinder Head	-	15/16"	3	555-016	565-016	—	570-004
1986-74	Oil Gallery	-	1/2"	3	555-005	565-005	—	—
1986-74	Oil Gallery Pipe	-	1/4" Pipe	5	090-026	—	—	—
V8 - 5.7 (350 CID) - M								
1988-79	Engine Kit	-			557-001	567-001	—	—
1988-79	Block	-	1-5/8"	8	555-030	565-030	568-010	570-009
1988-79	Camshaft	-	2-3/32"	1	555-085	—	—	—
1988-79	Camshaft	-	2-3/32" SC	1	555-049	565-049	—	570-014
1988-79	Camshaft	-	2-7/64"	1	555-080	—	—	570-014
1988-79	Oil Gallery	-	1/2"	3	555-005	565-005	—	—
1988-79	Oil Gallery Pipe	-	1/4" Pipe	5	090-026	—	—	—
V8 - 5.7 (350 CID) - N								
1984-83	Engine Kit	Diesel			557-025	567-025	—	—

Expansion Plug Applications



Make/ Engine/Years	Location	Description	Size	Qty	Dorman Steel	Dorman Brass	Dorman Copper	Dorman Rubber
CHEVROLET/GMC TRUCK (continued)								
V8 - 5.7 (350 CID) - N (continued)								
1984-83	Block	Diesel	1-1/2"	6	555-028	565-028	568-009	570-008
1984-83	Block	Diesel	1-1/2" SC	6	555-077	565-077	—	570-008
1984-83	Camshaft	Diesel	2-3/32"	1	555-085	—	—	—
1984-83	Camshaft	Diesel	2-3/32" SC	1	555-049	565-049	—	570-014
1984-83	Camshaft	Diesel	2-7/64"	1	555-080	—	—	570-014
1984-83	Cylinder Head	Diesel	1-1/4"	4	555-023	565-023	568-007	570-006
1984-83	Oil Gallery	Diesel	29/32" (0.914")	1	555-113	—	—	570-004
1984-83	Oil Gallery	Diesel	29/32" (0.925")	1	555-015	565-015	—	570-004
1984-83	Oil Gallery Pipe	Diesel	1/2" Pipe	AR	090-022	—	—	—
1984-83	Oil Gallery Pipe	Diesel	11/16"-16	1	090-069	—	—	—
1984-83	Oil Gallery Pipe	Diesel	3/8" Pipe	1	090-077	—	—	—
1984-83	Oil Gallery Pipe	Diesel	3/8" Pipe	2	090-028	—	—	—
1984-83	Oil Gallery Pipe	Diesel	3/8" Pipe	AR	—	490-072	—	—
V8 - 5.7 (350 CID) - P								
1988	Engine Kit	-	-	-	557-108	—	—	—
1988	Block	-	1-5/8"	8	555-030	565-030	568-010	570-009
1988	Block	-	15/32"	1	555-172	—	—	—
1988	Block Pipe	-	1/4" Pipe	1	090-122	—	—	—
1988	Camshaft	-	2-7/64"	1	555-170	—	—	—
1988	Cylinder Head Pipe	-	1/4" Pipe	2	090-071	—	—	—
1988	Cylinder Head Pipe	-	3/8" Pipe	1	090-019	—	—	—
1988	Oil Gallery	-	1/2"	3	555-005	565-005	—	—
1988	Oil Gallery	-	15/32"	1	555-172	—	—	—
1988	Oil Gallery	-	9/16"	2	555-171	—	—	—
1988	Oil Gallery Pipe	-	1/8" Pipe	1	090-070	—	—	—
1983-80	Engine Kit	-	-	-	557-001	567-001	—	—
1983-80	Block	-	1-5/8"	2	555-030	565-030	568-010	570-009
1983-80	Camshaft	-	2-3/32"	1	555-085	—	—	—
1983-80	Camshaft	-	2-3/32" SC	1	555-049	565-049	—	570-014
1983-80	Camshaft	-	2-7/64"	1	555-080	—	—	570-014
1983-80	Oil Gallery	-	1/2"	3	555-005	565-005	—	—
1983-80	Oil Gallery Pipe	-	1/4" Pipe	5	090-026	—	—	—
V8 - 5.7 (350 CID) - R								
2002-01	Block	-	41.5mm	AR	555-087	—	—	570-009
2000-96	Block	-	1-5/8"	8	555-030	565-030	568-010	570-009
V8 - 5.7 (350 CID) - V								
1976-73	Engine Kit	-	-	-	557-001	567-001	—	—
1976-73	Block	-	1-5/8"	8	555-030	565-030	568-010	570-009
1976-73	Camshaft	-	2-3/32"	1	555-085	—	—	—
1976-73	Camshaft	-	2-3/32" SC	1	555-049	565-049	—	570-014
1976-73	Camshaft	-	2-7/64"	1	555-080	—	—	570-014
1976-73	Oil Gallery	-	1/2"	3	555-005	565-005	—	—
1976-73	Oil Gallery Pipe	-	1/4" Pipe	5	090-026	—	—	—
V8 - 5.7 (350 CID) - W								
1974	Engine Kit	-	-	-	557-001	567-001	—	—
1974	Block	-	1-5/8"	8	555-030	565-030	568-010	570-009
1974	Camshaft	-	2-3/32"	1	555-085	—	—	—
1974	Camshaft	-	2-3/32" SC	1	555-049	565-049	—	570-014
1974	Camshaft	-	2-7/64"	1	555-080	—	—	570-014
1974	Oil Gallery	-	1/2"	3	555-005	565-005	—	—
1974	Oil Gallery Pipe	-	1/4" Pipe	5	090-026	—	—	—
V8 - 5.7 (350 CID) - Y								
1975-73	Engine Kit	-	-	-	557-001	567-001	—	—
1975-73	Block	-	1-5/8"	8	555-030	565-030	568-010	570-009
1975-73	Camshaft	-	2-3/32"	1	555-085	—	—	—
1975-73	Camshaft	-	2-3/32" SC	1	555-049	565-049	—	570-014
1975-73	Camshaft	-	2-7/64"	1	555-080	—	—	570-014
1975-73	Oil Gallery	-	1/2"	3	555-005	565-005	—	—
1975-73	Oil Gallery Pipe	-	1/4" Pipe	5	090-026	—	—	—
V8 - 5.7 (350 CID) - Z								
1981-78	Engine Kit	-	-	-	557-001	567-001	—	—
1981-78	Block	-	1-5/8"	8	555-030	565-030	568-010	570-009
1981-78	Camshaft	-	2-3/32"	1	555-085	—	—	—
1981-78	Camshaft	-	2-3/32" SC	1	555-049	565-049	—	570-014
1981-78	Camshaft	-	2-7/64"	1	555-080	—	—	570-014
1981-78	Oil Gallery	-	1/2"	3	555-005	565-005	—	—
1981-78	Oil Gallery Pipe	-	1/4" Pipe	5	090-026	—	—	—
V8 - 6.0 (364 CID) - U,N								
2005-01	Cylinder Head	-	1-1/4" SC	2	555-024	565-024	568-007	570-006
2005-01	Oil Gallery	-	5/8"	1	555-168	—	—	—
V8 - 6.0 (366 CID)								
1998-83	Engine Kit	-	-	-	557-003	567-003	—	—
1998-83	Block	-	1-3/4"	11	555-034	565-034	—	570-010
1998-83	Block	-	1-5/8"	1	555-030	565-030	568-010	570-009
1998-83	Camshaft	-	2-7/32" SC	1	555-081	—	—	570-016
1998-83	Camshaft	-	2-7/32" SC	1	555-071	—	—	570-016
1998-83	Oil Gallery Pipe	-	1/4" Pipe	7	090-026	—	—	—
1998-83	Oil Gallery Pipe	-	1/8" Pipe	2	090-065	—	—	—
1998-83	Oil Gallery Pipe	-	1/8" Pipe	AR	090-070	—	—	—
V8 - 6.2 (379 CID)								
1993-82	Engine Kit	Diesel	-	-	557-059	—	—	—

Expansion Plug Applications



Make/ Engine/Years	Location	Description	Size	Qty	Dorman Steel	Dorman Brass	Dorman Copper	Dorman Rubber
CHEVROLET/GMC TRUCK (continued)								
V8 - 6.2 (379 CID) (continued)								
1993-82	Block	Diesel	41.5mm	6	555-087	—	—	570-009
1993-82	Block Pipe	Diesel	3/8" Pipe	2	090-028	—	—	—
1993-82	Camshaft	Diesel	2-7/32" SC	1	555-081	—	—	570-016
1993-82	Cylinder Head	Diesel	7/16" SC	8	555-003	—	—	—
1993-82	Cylinder Head	Diesel	7/8"	1	555-014	565-014	—	570-004
1993-82	Cylinder Head Pipe	Diesel	3/8" Pipe	AR	090-028	—	—	—
1993-82	Oil Gallery	Diesel	33/64"	AR	555-163	—	—	—
1993-82	Oil Gallery Pipe	Diesel	21/32"	AR	555-090	—	—	—
V8 - 6.5 (395 CID)								
2002-92	Block	Diesel	41.5mm	6	555-087	—	—	570-009
2002-92	Block Pipe	Diesel	1/4" Pipe	AR	090-071	—	—	—
2002-92	Camshaft	Diesel	2-7/32" SC	1	555-081	—	—	570-016
2002-92	Cylinder Head	Diesel	7/16" SC	4	555-003	—	—	—
V8 - 6.6 (400 CID)								
1980-75	Engine Kit	-	-	-	557-002	567-002	—	—
1980-75	Block	-	1-5/8"	8	555-030	565-030	568-010	570-009
1980-75	Camshaft	-	2-3/32"	1	555-085	—	—	—
1980-75	Camshaft	-	2-3/32" SC	1	555-049	565-049	—	570-014
1980-75	Camshaft	-	2-7/64"	1	555-080	—	—	570-014
1980-75	Oil Gallery	-	1/2"	3	555-005	565-005	—	—
1980-75	Oil Gallery Pipe	-	1/4" Pipe	5	090-026	—	—	—
V8 - 6.6 (400 CID) - 1,2								
2005-01	Cylinder Head	-	20mm	1	555-101	565-101	—	—
V8 - 6.6 (402 CID)								
1974-70	Engine Kit	-	-	-	557-003	567-003	—	—
1974-70	Block	-	1-3/4"	11	555-034	565-034	—	570-010
1974-70	Block	-	1-5/8"	1	555-030	565-030	568-010	570-009
1974-70	Camshaft	-	2-7/32" SC	1	555-071	—	—	570-016
1974-70	Camshaft	-	2-7/32" SC	1	555-081	—	—	570-016
1974-70	Oil Gallery Pipe	-	1/4" Pipe	7	090-026	—	—	—
1974-70	Oil Gallery Pipe	-	1/8" Pipe	2	090-065	—	—	—
1974-70	Oil Gallery Pipe	-	1/8" Pipe	AR	090-070	—	—	—
V8 - 7.0 (427 CID)								
1998-83	Engine Kit	-	-	-	557-003	567-003	—	—
1998-83	Block	-	1-3/4"	11	555-034	565-034	—	570-010
1998-83	Block	-	1-5/8"	1	555-030	565-030	568-010	570-009
1998-83	Camshaft	-	2-7/32" SC	1	555-081	—	—	570-016
1998-83	Camshaft	-	2-7/32" SC	1	555-071	—	—	570-016
1998-83	Oil Gallery Pipe	-	1/4" Pipe	7	090-026	—	—	—
1998-83	Oil Gallery Pipe	-	1/8" Pipe	2	090-065	—	—	—
1998-83	Oil Gallery Pipe	-	1/8" Pipe	AR	090-070	—	—	—
V8 - 7.4 (454 CID)								
2000-70	Engine Kit	-	-	-	557-003	567-003	—	—
2000-70	Block	-	1-3/4"	11	555-034	565-034	—	570-010
2000-70	Block	-	1-5/8"	1	555-030	565-030	568-010	570-009
2000-70	Camshaft	-	2-7/32" SC	1	555-071	—	—	570-016
2000-70	Camshaft	-	2-7/32" SC	1	555-081	—	—	570-016
2000-70	Oil Gallery Pipe	-	1/4" Pipe	7	090-026	—	—	—
V8 - 8.1 (496 CID) - G.E								
2005-01	Camshaft	-	2-7/32"	1	555-081	—	—	570-016
2005-01	Cylinder Head	-	1-1/4" SC	2	555-024	565-024	568-007	570-006
CHRYSLER								
L4 - 2.0 (122 CID)								
2000-95	Block	Sebring	1-3/8"	4	555-025	565-025	568-008	570-007
2000-95	Block	Sebring	39/64"	1	555-067	—	—	—
2000-95	Cylinder Head	Sebring	1-1/4" SC	2	555-024	565-024	568-007	570-006
2000-95	Cylinder Head	Sebring	7/16" SC	6	555-003	—	—	—
L4 - 2.2 (135 CID)								
1990-82	Engine Kit	-	-	-	557-056	—	—	—
1990-82	Block	-	1-5/8"	5	555-030	565-030	568-010	570-009
1990-82	Block (.065 OS)	-	1-45/64"	1	555-032	565-032	—	570-010
1990-82	Block-Drain Pipe	-	1/4" Pipe	1	090-026	—	—	—
1990-82	Cylinder Head	-	1-1/4" SC	2	555-024	565-024	568-007	570-006
1990-82	Cylinder Head	-	1-5/8"	1	555-030	565-030	568-010	570-009
1990-82	Cylinder Head (.065 OS)	-	45/64"	2	555-082	—	—	—
1990-82	Cylinder Head Pipe	-	3/8" Pipe	AR	090-028	—	—	—
1990-82	Oil Gallery-Block	-	39/64"	2	555-067	—	—	—
1990-82	Oil Gallery-Block (.065 OS)	-	45/64"	2	555-082	—	—	—
1990-82	Oil Gallery-Head	-	39/64"	2	555-067	—	—	—
1990-82	Oil Gallery-Head (.065 OS)	-	45/64"	2	555-082	—	—	—
L4 - 2.4 (148 CID)								
2005-95	Block	-	1-21/64" SC	2	555-072	565-072	—	570-007
2005-95	Block	-	1-41/64"	2	555-149	—	—	—
2005-95	Block	-	39/64"	1	555-067	—	—	—
2005-95	Cylinder Head	-	1-1/4" SC	2	555-024	565-024	568-007	570-006
L4 - 2.5 (153 CID)								
1993-86	Engine Kit	-	-	-	557-056	—	—	—
1993-86	Block	-	1-5/8"	5	555-030	565-030	568-010	570-009
1993-86	Block (.065 OS)	-	1-45/64"	1	555-032	565-032	—	570-010
1993-86	Block-Drain Pipe	-	1/4" Pipe	1	090-026	—	—	—
1993-86	Cylinder Head	-	1-1/4" SC	2	555-024	565-024	568-007	570-006

Expansion Plug Applications



Make/ Engine/Years	Location	Description	Size	Qty	Dorman Steel	Dorman Brass	Dorman Copper	Dorman Rubber
CHRYSLER (continued)								
L4 - 2.5 (153 CID) (continued)								
1993-86	Cylinder Head (.065 OS)	-	45/64"	2	555-082	—	—	—
1993-86	Cylinder Head Pipe	-	3/8" Pipe	AR	090-028	—	—	—
1993-86	Oil Gallery-Block	-	39/64"	2	555-067	—	—	—
1993-86	Oil Gallery-Block (.065 OS)	-	45/64"	2	555-082	—	—	—
1993-86	Oil Gallery-Head	-	39/64"	2	555-067	—	—	—
1993-86	Oil Gallery-Head (.065 OS)	-	45/64"	2	555-082	—	—	—
L4 - 2.6 (156 CID)								
1987	Block	-	27/32"	1	555-189	—	—	—
1987	Block	-	28mm	4	555-117	—	—	570-005
1987	Block	-	40.8mm	3	555-095	565-095	—	570-009
1987	Block	-	50mm	3	555-094	—	—	570-012
1987	Block Pipe	-	1/4" Pipe	1	090-122	—	—	—
1987	Block Pipe	-	1/8" Pipe	1	090-117	—	—	—
1987	Block Pipe	-	3/8" Pipe	1	090-130	—	—	—
1987	Cylinder Head	-	40.8mm	1	555-095	565-095	—	570-009
1987	Cylinder Head Pipe	-	1/16" Pipe	1	090-073	—	—	—
1987	Cylinder Head Pipe	-	1/4" Pipe	1	090-123	—	—	—
1986-82	Engine Kit	-	-	-	557-049	—	—	—
1986-82	Block	-	27/32"	1	555-189	—	—	—
1986-82	Block	-	28mm	4	555-117	—	—	570-005
1986-82	Block	-	40.8mm	3	555-095	565-095	—	570-009
1986-82	Block	-	50mm	3	555-094	—	—	570-012
1986-82	Block Pipe	-	1/4" Pipe	1	090-075	—	—	—
1986-82	Cylinder Head	-	40.8mm	1	555-095	565-095	—	570-009
1986-82	Cylinder Head Pipe	-	1/16" Pipe	1	090-073	—	—	—
1986-82	Cylinder Head Pipe	-	1/4" Pipe	1	090-075	—	—	—
1986-82	Oil Gallery Pipe	-	1/8" Pipe	1	090-074	—	—	—
1986-82	Oil Gallery Pipe	-	3/8" Pipe	1	090-028	—	—	—
L6 - 3.7 (225 CID)								
1983-78	Engine Kit	-	-	-	557-015	567-015	—	—
1983-78	Block	-	1-41/64"	5	555-068	565-068	—	570-010
1983-78	Block (.065 OS)	-	1-45/64" SC	AR	555-033	565-033	—	570-010
1983-78	Camshaft	-	2-9/64"	1	555-065	—	—	570-016
1983-78	Oil Gallery Pipe	-	3/8" Pipe	2	090-028	—	—	—
1983-78	Rocker Arm Shaft	-	39/64"	4	555-067	—	—	—
V6 - 2.5 (152 CID)								
2000-95	Engine Kit	-	-	-	557-074	—	—	—
2000-95	Block	-	1" SC	5	555-091	—	—	570-004
2000-95	Block	-	35mm	2	555-093	565-093	—	570-007
2000-95	Block	-	41.5mm	1	555-087	—	—	570-009
2000-95	Block Pipe	-	1/4" Pipe	2	090-122	—	—	—
2000-95	Block Pipe	-	3/8" Pipe	3	090-130	—	—	—
2000-95	Cylinder Head	-	1-17/64"	2	555-144	—	—	—
2000-95	Cylinder Head Pipe	-	3/8" Pipe	1	090-130	—	—	—
V6 - 2.7 (2700cc)								
2004-98	Block	Concorde	1-41/64"	8	555-149	—	—	—
2004-98	Block	Concorde	5/8"	1	555-067	—	—	—
2004-98	Block (.065 OS)	Concorde	1-11/16"	1	555-151	—	—	—
2004-98	Cylinder Head	Concorde	1-1/4" SC	2	555-024	565-024	568-007	570-006
V6 - 3.0 (181 CID)								
2005-00	Block	-	1" SC	5	555-091	—	—	570-004
2005-00	Block	-	41.5mm	AR	555-087	—	—	570-009
2005-00	Block/Head	-	35mm	4	555-093	565-093	—	570-007
1995-88	Block	-	1" SC	5	555-091	—	—	570-004
1995-88	Block	-	35mm	2	555-093	565-093	—	570-007
1995-88	Block	-	41.5mm	1	555-087	—	—	570-009
1995-88	Block Pipe	-	1/4" Pipe	2	090-075	—	—	—
1995-88	Block Pipe	-	1/8" Pipe	2	090-074	—	—	—
1995-88	Block Pipe	-	3/8" Pipe	1	090-028	—	—	—
1995-88	Cylinder Head	-	35mm	2	555-093	565-093	—	570-007
1995-88	Cylinder Head Pipe	-	1/16" Pipe	2	090-073	—	—	—
1995-88	Cylinder Head Pipe	-	1/4" Pipe	2	090-075	—	—	—
1995-88	Oil Pump Pipe	-	3/8" Pipe	1	090-028	—	—	—
V6 - 3.0 (2972cc)								
1991-90	Block	TC By Maserati	1" SC	5	555-091	—	—	570-004
1991-90	Block	TC By Maserati	35mm	2	555-093	565-093	—	570-007
1991-90	Block	TC By Maserati	41.5mm	1	555-087	—	—	570-009
1991-90	Block Pipe	TC By Maserati	1/4" Pipe	2	090-122	—	—	—
1991-90	Block Pipe	TC By Maserati	1/8" Pipe	1	090-128	—	—	—
1991-90	Block Pipe	TC By Maserati	3/8" Pipe	3	090-130	—	—	—
1991-90	Cylinder Head (DOHC)	TC By Maserati	1" SC	4	555-091	—	—	570-004
1991-90	Cylinder Head (SOHC)	TC By Maserati	35mm	2	555-093	565-093	—	570-007
1991-90	Cylinder Head Pipe (DOHC)	TC By Maserati	1/16" Pipe	4	090-073	—	—	—
1991-90	Cylinder Head Pipe (DOHC)	TC By Maserati	1/8" Pipe	AR	090-117	—	—	—
1991-90	Cylinder Head Pipe (DOHC)	TC By Maserati	22mm Pipe	4	090-131	—	—	—
1991-90	Cylinder Head Pipe (SOHC)	TC By Maserati	1/16" Pipe	2	090-073	—	—	—
1991-90	Cylinder Head Pipe (SOHC)	TC By Maserati	1/4" Pipe	2	090-123	—	—	—
V6 - 3.2 (3200cc)								
2001-98	Block	Concorde	1-41/64"	8	555-149	—	—	—
2001-98	Block	Concorde	5/8"	1	555-067	—	—	—
2001-98	Block (.065 OS)	Concorde	1-11/16"	1	555-151	—	—	—

Expansion Plug Applications



Expansion Plug Applications

8

Make/ Engine/Years	Location	Description	Size	Qty	Dorman Steel	Dorman Brass	Dorman Copper	Dorman Rubber
CHRYSLER (continued)								
V6 - 3.2 (3200cc) (continued)								
2001-98	Cylinder Head	Concorde	1-1/4" SC	2	555-024	565-024	568-007	570-006
V6 - 3.3 (201 CID)								
2005-94	Block	-	1-41/64"	8	555-149	—	—	—
2005-94	Block	-	45/64"	1	555-082	—	—	—
2005-94	Block (.065 OS)	-	1-11/16"	1	555-151	—	—	—
2005-94	Camshaft	-	2-9/32"	1	555-124	—	—	570-017
2005-94	Cylinder Head	-	1-1/4" SC	4	555-024	565-024	568-007	570-006
2005-94	Oil Gallery-Block	-	39/64"	5	555-067	—	—	—
2005-94	Oil Gallery-Block (OS)	-	5/8"	2	555-137	—	—	—
2005-94	Rocker Arm Shaft	-	39/64"	4	555-067	—	—	—
1993-90	Block	-	1-41/64"	8	555-149	—	—	—
1993-90	Block	-	1-5/8"	8	555-030	565-030	568-010	570-009
1993-90	Block (.065 OS)	-	1-11/16"	1	555-151	—	—	—
1993-90	Camshaft	-	2-9/32"	1	555-124	—	—	570-017
1993-90	Cylinder Head	-	1-1/4" SC	4	555-024	565-024	568-007	570-006
1993-90	Oil Gallery-Block	-	39/64"	5	555-067	—	—	—
1993-90	Oil Gallery-Block (OS)	-	5/8"	2	555-137	—	—	—
1993-90	Rocker Arm Shaft	-	39/64"	4	555-067	—	—	—
V6 - 3.5 (215 CID)								
1997-93	Engine Kit	-	-	-	557-070	—	—	—
1997-93	Block	-	1-41/64"	8	555-149	—	—	—
1997-93	Block	-	39/64"	5	555-067	—	—	—
1997-93	Block	-	5/8"	8	555-137	—	—	—
1997-93	Cylinder Head	-	1-1/4" SC	2	555-024	565-024	568-007	570-006
1997-93	Rocker Arm Shaft	-	7/16" SC	4	555-003	—	—	—
V6 - 3.5 (215 CID) - G								
2005-99	Block	-	1-41/64"	AR	555-149	—	—	—
2005-99	Block (.065 OS)	-	1-11/16"	AR	555-151	—	—	—
2005-99	Cylinder Head	-	1-1/4" SC	4	555-024	565-024	568-007	570-006
2005-99	Oil Gallery-Block	-	39/64"	3	555-067	—	—	—
V6 - 3.8 (230 CID)								
2005-94	Block	-	1-41/64"	8	555-149	—	—	—
2005-94	Block	-	45/64"	1	555-082	—	—	—
2005-94	Block (.065 OS)	-	1-11/16"	1	555-151	—	—	—
2005-94	Camshaft	-	2-9/32"	1	555-124	—	—	570-017
2005-94	Cylinder Head	-	1-1/4" SC	4	555-024	565-024	568-007	570-006
2005-94	Oil Gallery-Block	-	39/64"	5	555-067	—	—	—
2005-94	Oil Gallery-Block (OS)	-	5/8"	2	555-137	—	—	—
2005-94	Rocker Arm Shaft	-	39/64"	4	555-067	—	—	—
1993-91	Block	-	1-1/4" SC	8	555-024	565-024	568-007	570-006
1993-91	Block	-	1-41/64"	8	555-149	—	—	—
1993-91	Block (.065 OS)	-	1-11/16"	1	555-151	—	—	—
1993-91	Camshaft	-	2-9/32"	1	555-124	—	—	570-017
1993-91	Cylinder Head	-	1-5/8"	4	555-030	565-030	568-010	570-009
1993-91	Oil Gallery-Block	-	39/64"	5	555-067	—	—	—
1993-91	Oil Gallery-Block (OS)	-	5/8"	2	555-137	—	—	—
1993-91	Rocker Arm Shaft	-	39/64"	4	555-067	—	—	—
V8 - 5.2 (318 CID)								
1989-85	Engine Kit	-	-	-	557-014	567-014	—	—
1989-85	Block	-	1-1/4" SC	1	555-024	565-024	568-007	570-006
1989-85	Block	-	1-45/64"	AR	555-032	565-032	—	570-010
1989-85	Block	-	1-5/8"	9	555-030	565-030	568-010	570-009
1989-85	Block Pipe	-	1/2" Pipe	1	090-022	—	—	—
1989-85	Block-Drain Pipe	-	1/4" Pipe	2	090-026	—	—	—
1989-85	Camshaft	-	1-57/64"	1	555-123	—	—	570-011
1989-85	Camshaft	-	1-7/8"	1	550-027	—	—	570-012
1989-85	Cylinder Head	-	1-1/4" SC	4	555-024	565-024	568-007	570-006
1989-85	Intake Manifold Pipe	-	3/8" Pipe	AR	090-028	—	—	—
1989-85	Oil Gallery Pipe	-	1/2" Pipe	3	090-022	—	—	—
1989-85	Oil Gallery Pipe	-	1/4" Pipe	2	090-026	—	—	—
1989-85	Oil Gallery Pipe	-	3/8" Pipe	6	090-028	—	—	—
1989-85	Oil Pump Pipe	-	3/8" Pipe	1	090-028	—	—	—
1989-85	Rocker Arm Shaft	-	39/64"	4	555-067	—	—	—
1984-83	Engine Kit	-	-	-	557-014	567-014	—	—
1984-83	Block	-	1-1/4" SC	AR	555-024	565-024	568-007	570-006
1984-83	Block	-	1-41/64"	AR	555-068	565-068	—	570-010
1984-83	Block	-	1-45/64" SC	AR	555-033	565-033	—	570-010
1984-83	Block	-	1-5/8"	AR	555-030	565-030	568-010	570-009
1984-83	Block Pipe	-	1/2" Pipe	1	090-022	—	—	—
1984-83	Block-Drain Pipe	-	1/4" Pipe	2	090-026	—	—	—
1984-83	Camshaft	-	1-57/64"	1	555-123	—	—	570-011
1984-83	Camshaft	-	1-7/8"	1	550-027	—	—	570-012
1984-83	Cylinder Head	-	1-1/4" SC	AR	555-024	565-024	568-007	570-006
1984-83	Cylinder Head	-	1-21/64" SC	AR	555-072	565-072	—	570-007
1984-83	Intake Manifold Pipe	-	3/8" Pipe	AR	090-028	—	—	—
1984-83	Oil Gallery Pipe	-	1/2" Pipe	3	090-022	—	—	—
1984-83	Oil Gallery Pipe	-	1/4" Pipe	2	090-026	—	—	—
1984-83	Oil Gallery Pipe	-	3/8" Pipe	6	090-028	—	—	—
1984-83	Oil Pump Pipe	-	3/8" Pipe	1	090-028	—	—	—
1984-83	Rocker Arm Shaft	-	39/64"	4	555-067	—	—	—
1982-80	Engine Kit	-	-	-	557-014	567-014	—	—

Expansion Plug Applications



Make/ Engine/Years	Location	Description	Size	Qty	Dorman Steel	Dorman Brass	Dorman Copper	Dorman Rubber
CHRYSLER (continued)								
V8 - 5.2 (318 CID) (continued)								
1982-80	Block	-	1-41/64"	AR	555-068	565-068	—	570-010
1982-80	Block	-	1-45/64" SC	AR	555-033	565-033	—	570-010
1982-80	Block Pipe	-	1/2" Pipe	1	090-022	—	—	—
1982-80	Block-Drain Pipe	-	1/4" Pipe	2	090-026	—	—	—
1982-80	Camshaft	-	1-57/64"	1	555-123	—	—	570-011
1982-80	Camshaft	-	1-7/8"	1	550-027	—	—	570-012
1982-80	Cylinder Head	-	1-21/64" SC	AR	555-072	565-072	—	570-007
1982-80	Intake Manifold Pipe	-	3/8" Pipe	AR	090-028	—	—	—
1982-80	Oil Gallery Pipe	-	1/2" Pipe	3	090-022	—	—	—
1982-80	Oil Gallery Pipe	-	1/4" Pipe	2	090-026	—	—	—
1982-80	Oil Gallery Pipe	-	3/8" Pipe	6	090-028	—	—	—
1982-80	Oil Pump Pipe	-	3/8" Pipe	1	090-028	—	—	—
1982-80	Rocker Arm Shaft	-	39/64"	4	555-067	—	—	—
1979-75	Engine Kit	-			557-014	567-014	—	—
1979-75	Block	-	1-21/64" SC	1	555-072	565-072	—	570-007
1979-75	Block	-	1-41/64"	AR	555-068	565-068	—	570-010
1979-75	Block	-	1-45/64" SC	AR	555-033	565-033	—	570-010
1979-75	Block Pipe	-	1/2" Pipe	1	090-022	—	—	—
1979-75	Block-Drain Pipe	-	1/4" Pipe	2	090-026	—	—	—
1979-75	Camshaft	-	1-57/64"	1	555-123	—	—	570-011
1979-75	Camshaft	-	1-7/8"	1	550-027	—	—	570-012
1979-75	Camshaft	-	9/16"	2	555-135	—	—	—
1979-75	Cylinder Head	-	1-21/64" SC	4	555-072	565-072	—	570-007
1979-75	Intake Manifold Pipe	-	3/8" Pipe	AR	090-028	—	—	—
1979-75	Oil Gallery Pipe	-	1/2" Pipe	3	090-022	—	—	—
1979-75	Oil Gallery Pipe	-	1/4" Pipe	2	090-026	—	—	—
1979-75	Oil Gallery Pipe	-	3/8" Pipe	6	090-028	—	—	—
1979-75	Oil Gallery-Block	-	9/16"	2	555-008	565-008	—	—
1979-75	Oil Pump Pipe	-	3/8" Pipe	1	090-028	—	—	—
1979-75	Rocker Arm Shaft	-	39/64"	4	555-067	—	—	—
V8 - 5.9 (360 CID)								
1983	Engine Kit	-			557-014	567-014	—	—
1983	Block	-	1-21/64" SC	1	555-072	565-072	—	570-007
1983	Block	-	1-41/64"	9	555-068	565-068	—	570-010
1983	Block	-	1-45/64" SC	AR	555-033	565-033	—	570-010
1983	Block Pipe	-	1/2" Pipe	1	090-022	—	—	—
1983	Block-Drain Pipe	-	1/4" Pipe	2	090-026	—	—	—
1983	Camshaft	-	1-57/64"	1	555-123	—	—	570-011
1983	Camshaft	-	1-7/8"	1	550-027	—	—	570-012
1983	Cylinder Head	-	1-21/64" SC	4	555-072	565-072	—	570-007
1983	Intake Manifold Pipe	-	3/8" Pipe	AR	090-028	—	—	—
1983	Oil Gallery Pipe	-	1/2" Pipe	3	090-022	—	—	—
1983	Oil Gallery Pipe	-	1/4" Pipe	2	090-026	—	—	—
1983	Oil Gallery Pipe	-	3/8" Pipe	6	090-028	—	—	—
1983	Oil Pump Pipe	-	3/8" Pipe	1	090-028	—	—	—
1983	Rocker Arm Shaft	-	39/64"	4	555-067	—	—	—
1980	Engine Kit	-			557-014	567-014	—	—
1980	Block	-	1-21/64" SC	1	555-072	565-072	—	570-007
1980	Block	-	1-41/64"	9	555-068	565-068	—	570-010
1980	Block	-	1-45/64" SC	AR	555-033	565-033	—	570-010
1980	Block Pipe	-	1/2" Pipe	1	090-022	—	—	—
1980	Block-Drain Pipe	-	1/4" Pipe	2	090-026	—	—	—
1980	Camshaft	-	1-57/64"	1	555-123	—	—	570-011
1980	Camshaft	-	1-7/8"	1	550-027	—	—	570-012
1980	Cylinder Head	-	1-21/64" SC	4	555-072	565-072	—	570-007
1980	Intake Manifold Pipe	-	3/8" Pipe	AR	090-028	—	—	—
1980	Oil Gallery Pipe	-	1/2" Pipe	3	090-022	—	—	—
1980	Oil Gallery Pipe	-	1/4" Pipe	2	090-026	—	—	—
1980	Oil Gallery Pipe	-	3/8" Pipe	6	090-028	—	—	—
1980	Oil Pump Pipe	-	3/8" Pipe	1	090-028	—	—	—
1980	Rocker Arm Shaft	-	39/64"	4	555-067	—	—	—
1979-75	Engine Kit	-			557-014	567-014	—	—
1979-75	Block	-	1-21/64" SC	1	555-072	565-072	—	570-007
1979-75	Block	-	1-41/64"	AR	555-068	565-068	—	570-010
1979-75	Block	-	1-45/64" SC	AR	555-033	565-033	—	570-010
1979-75	Block Pipe	-	1/2" Pipe	1	090-022	—	—	—
1979-75	Block-Drain Pipe	-	1/4" Pipe	2	090-026	—	—	—
1979-75	Camshaft	-	1-57/64"	1	555-123	—	—	570-011
1979-75	Camshaft	-	1-7/8"	1	550-027	—	—	570-012
1979-75	Camshaft	-	9/16"	2	555-135	—	—	—
1979-75	Cylinder Head	-	1-21/64" SC	4	555-072	565-072	—	570-007
1979-75	Intake Manifold Pipe	-	3/8" Pipe	AR	090-028	—	—	—
1979-75	Oil Gallery Pipe	-	1/2" Pipe	3	090-022	—	—	—
1979-75	Oil Gallery Pipe	-	1/4" Pipe	2	090-026	—	—	—
1979-75	Oil Gallery Pipe	-	3/8" Pipe	6	090-028	—	—	—
1979-75	Oil Gallery-Block	-	9/16"	2	555-008	565-008	—	—
1979-75	Oil Pump Pipe	-	3/8" Pipe	1	090-028	—	—	—
1979-75	Rocker Arm Shaft	-	39/64"	4	555-067	—	—	—
1974-71	Engine Kit	-			557-014	567-014	—	—
1974-71	Block	-	1-1/4" SC	1	555-024	565-024	568-007	570-006
1974-71	Block	-	1-41/64"	AR	555-068	565-068	—	570-010

Expansion Plug Applications



Make/ Engine/Years	Location	Description	Size	Qty	Dorman Steel	Dorman Brass	Dorman Copper	Dorman Rubber
CHRYSLER (continued)								
V8 - 5.9 (360 CID) (continued)								
1974-71	Block	-	1-45/64" SC	AR	555-033	565-033	—	570-010
1974-71	Block Pipe	-	1/2" Pipe	1	090-022	—	—	—
1974-71	Block-Drain Pipe	-	1/4" Pipe	2	090-026	—	—	—
1974-71	Camshaft	-	1-57/64"	1	555-123	—	—	570-011
1974-71	Camshaft	-	1-7/8"	1	550-027	—	—	570-012
1974-71	Camshaft	-	9/16"	2	555-135	—	—	—
1974-71	Cylinder Head	-	1-1/4" SC	4	555-024	565-024	568-007	570-006
1974-71	Intake Manifold Pipe	-	3/8" Pipe	AR	090-028	—	—	—
1974-71	Oil Gallery Pipe	-	1/2" Pipe	3	090-022	—	—	—
1974-71	Oil Gallery Pipe	-	1/4" Pipe	2	090-026	—	—	—
1974-71	Oil Gallery Pipe	-	3/8" Pipe	6	090-028	—	—	—
1974-71	Oil Gallery-Block	-	9/16"	2	555-008	565-008	—	—
1974-71	Oil Pump Pipe	-	3/8" Pipe	1	090-028	—	—	—
1974-71	Rocker Arm Shaft	-	39/64"	4	555-067	—	—	—
V8 - 6.3 (383 CID)								
1971-59	Engine Kit	-			557-015	567-015	—	—
1971-59	Block	-	1-41/64"	6	555-068	565-068	—	570-010
1971-59	Block (.065 OS)	-	1-45/64" SC	AR	555-033	565-033	—	570-010
1971-59	Camshaft	-	2-9/64"	1	555-065	—	—	570-016
1971-59	Cylinder Head	-	1" SC	AR	555-018	565-018	—	570-005
1971-59	Cylinder Head	-	1-1/4" SC	4	555-024	565-024	568-007	570-006
1971-59	Cylinder Head	-	1-21/64" SC	AR	555-072	565-072	—	570-007
1971-59	Oil Gallery Pipe	-	3/8" Pipe	8	090-028	—	—	—
1971-59	Rocker Arm Shaft	-	39/64"	4	555-067	—	—	—
V8 - 6.6 (400 CID)								
1978-73	Engine Kit	-			557-015	567-015	—	—
1978-73	Block	-	1-41/64"	6	555-068	565-068	—	570-010
1978-73	Block (.065 OS)	-	1-45/64" SC	AR	555-033	565-033	—	570-010
1978-73	Camshaft	-	2-9/64"	1	555-065	—	—	570-016
1978-73	Cylinder Head	-	1" SC	AR	555-018	565-018	—	570-005
1978-73	Cylinder Head	-	1-21/64" SC	AR	555-072	565-072	—	570-007
1978-73	Oil Gallery Pipe	-	3/8" Pipe	8	090-028	—	—	—
1978-73	Rocker Arm Shaft	-	39/64"	4	555-067	—	—	—
1972	Engine Kit	-			557-015	567-015	—	—
1972	Block	-	1-41/64"	6	555-068	565-068	—	570-010
1972	Block (.065 OS)	-	1-45/64" SC	AR	555-033	565-033	—	570-010
1972	Camshaft	-	2-9/64"	1	555-065	—	—	570-016
1972	Cylinder Head	-	1" SC	AR	555-018	565-018	—	570-005
1972	Cylinder Head	-	1-1/4" SC	4	555-024	565-024	568-007	570-006
1972	Cylinder Head	-	1-21/64" SC	AR	555-072	565-072	—	570-007
1972	Oil Gallery Pipe	-	3/8" Pipe	8	090-028	—	—	—
1972	Rocker Arm Shaft	-	39/64"	4	555-067	—	—	—
V8 - 7.2 (440 CID)								
1978-69	Engine Kit	-			557-015	567-015	—	—
1978-69	Block	-	1-41/64"	6	555-068	565-068	—	570-010
1978-69	Block (.065 OS)	-	1-45/64" SC	AR	555-033	565-033	—	570-010
1978-69	Camshaft	-	2-9/64"	1	555-065	—	—	570-016
1978-69	Cylinder Head	-	1" SC	AR	555-018	565-018	—	570-005
1978-69	Cylinder Head	-	1-21/64" SC	AR	555-072	565-072	—	570-007
1978-69	Oil Gallery Pipe	-	3/8" Pipe	8	090-028	—	—	—
1978-69	Rocker Arm Shaft	-	39/64"	4	555-067	—	—	—
DODGE								
L4 - 1.4 (1410cc)								
1984-79	Block	Coit, Vista	35mm	8	555-093	565-093	—	570-007
1984-79	Block Pipe	Coit, Vista	1/4" Pipe	1	090-122	—	—	—
1984-79	Block Pipe	Coit, Vista	3/8" Pipe	1	090-130	—	—	—
1984-79	Cylinder Head	Coit, Vista	35mm	1	555-093	565-093	—	570-007
1984-79	Cylinder Head Pipe	Coit, Vista	1/16" Pipe	4	090-073	—	—	—
1984-79	Cylinder Head Pipe	Coit, Vista	1/4" Pipe	2	090-124	—	—	—
1984-79	Cylinder Head Pipe	Coit, Vista	1/8" Pipe	2	090-117	—	—	—
L4 - 1.5 (1468cc)								
1994-85	Engine Kit	Coit, Vista			557-066	567-066	—	—
1994-85	Block	Coit, Vista	35mm	8	555-093	565-093	—	570-007
1994-85	Block Pipe	Coit, Vista	1/4" Pipe	1	090-122	—	—	—
1994-85	Block Pipe	Coit, Vista	3/8" Pipe	1	090-130	—	—	—
1994-85	Cylinder Head	Coit, Vista	35mm	2	555-093	565-093	—	570-007
1994-85	Cylinder Head Pipe	Coit, Vista	1/16" Pipe	4	090-073	—	—	—
1994-85	Cylinder Head Pipe	Coit, Vista	1/4" Pipe	2	090-124	—	—	—
1994-85	Cylinder Head Pipe	Coit, Vista	1/8" Pipe	2	090-117	—	—	—
L4 - 1.6 (1597cc)								
1990-89	Block	Coit (Inc.Turbo)	1-25/32"	1	555-156	—	—	—
1990-89	Block	Coit (Inc.Turbo)	35mm	7	555-093	565-093	—	570-007
1990-89	Block Pipe	Coit (Inc.Turbo)	1/16" Pipe	1	090-120	—	—	—
1990-89	Block Pipe	Coit (Inc.Turbo)	3/8" Pipe	1	090-130	—	—	—
1990-89	Cylinder Head	Coit (Inc.Turbo)	40.8mm	1	555-095	565-095	—	570-009
1990-89	Cylinder Head Pipe	Coit (Inc.Turbo)	1/8" Pipe	1	090-117	—	—	—
1990-89	Cylinder Head Pipe	Coit (Inc.Turbo)	1/8" Pipe	1	090-128	—	—	—
1990-89	Cylinder Head Pipe	Coit (Inc.Turbo)	22mm Pipe	1	090-131	—	—	—
1988-85	Block	Coit (Turbo)	35mm	7	555-093	565-093	—	570-007
1988-85	Block Pipe	Coit (Turbo)	3/8" Pipe	9	090-130	—	—	—
1988-85	Cylinder Head	Coit (Turbo)	40.8mm	1	555-095	565-095	—	570-009

Expansion Plug Applications



Make/ Engine/Years	Location	Description	Size	Qty	Dorman Steel	Dorman Brass	Dorman Copper	Dorman Rubber
DODGE (continued)								
L4 - 1.6 (1597cc) (continued)								
1988-85	Cylinder Head Pipe	Colt (Turbo)	1/16" Pipe	1	090-073	—	—	—
1988-85	Cylinder Head Pipe	Colt (Turbo)	1/4" Pipe	3	090-124	—	—	—
1984-71	Engine Kit	Colt, Challenger			557-043	567-043	—	—
1984-71	Block	Colt, Challenger	1-3/8"	7	555-025	565-025	568-008	570-007
1984-71	Block	Colt, Challenger	35mm	7	555-093	565-093	—	570-007
1984-71	Oil Gallery	Colt, Challenger	9/16"	2	555-092	—	—	—
L4 - 1.6 (97 CID)								
1986-83	Block	Omni	35mm	7	555-093	565-093	—	570-007
1986-83	Block Pipe	Omni	1/16" Pipe	1	090-120	—	—	—
1986-83	Block Pipe	Omni	3/8" Pipe	1	090-130	—	—	—
1986-83	Cylinder Head	Omni	40.8mm	1	555-095	565-095	—	570-009
1986-83	Cylinder Head Pipe	Omni	1/8" Pipe	1	090-117	—	—	—
1986-83	Cylinder Head Pipe	Omni	22mm Pipe	1	090-131	—	—	—
L4 - 1.7 (105 CID)								
1983-78	Engine Kit	Omni			557-039	567-039	—	—
1983-78	Block	Omni	36.5mm	3	555-103	565-103	—	570-008
1983-78	Cylinder Head	Omni	1" SC	1	555-091	—	—	570-004
1983-78	Cylinder Head	Omni	25mm	1	555-097	565-097	—	570-004
1983-78	Cylinder Head	Omni	61/64"	1	555-125	—	—	570-004
1983-78	Intermediate Shaft	Omni	36.5mm	1	555-103	565-103	—	570-008
L4 - 1.8 (1834cc)								
1994-89	Engine Kit	Colt, Vista			557-073	567-073	—	—
1994-89	Block	Colt, Vista	35mm	9	555-093	565-093	—	570-007
1994-89	Block Pipe	Colt, Vista	1/4" Pipe	2	090-122	—	—	—
1994-89	Cylinder Head	Colt, Vista	35mm	1	555-093	565-093	—	570-007
1994-89	Cylinder Head Pipe	Colt, Vista	1/4" Pipe	1	090-124	—	—	—
L4 - 2.0 (122 CID)								
2005-95	Block	-	1-3/8"	4	555-025	565-025	568-008	570-007
2005-95	Block	-	39/64"	1	555-067	—	—	—
2005-95	Cylinder Head	-	1-1/4" SC	2	555-024	565-024	568-007	570-006
2005-95	Cylinder Head	-	7/16" SC	6	555-003	—	—	—
L4 - 2.0 (2000cc)								
1991-84	Block	Vista	35mm	9	555-093	565-093	—	570-007
1991-84	Block	Vista	40.8mm	9	555-095	565-095	—	570-009
1991-84	Block Pipe	Vista	1/16" Pipe	2	090-120	—	—	—
1991-84	Block Pipe	Vista	1/8" Pipe	1	090-128	—	—	—
1991-84	Block Pipe	Vista	3/8" Pipe	1	090-130	—	—	—
1991-84	Cylinder Head	Vista	35mm	1	555-093	565-093	—	570-007
1991-84	Cylinder Head	Vista	40.8mm	1	555-095	565-095	—	570-009
1991-84	Cylinder Head Pipe	Vista	1/4" Pipe	1	090-123	—	—	—
1991-84	Cylinder Head Pipe	Vista	1/8" Pipe	9	090-117	—	—	—
1977-74	Engine Kit	Colt			557-047	—	—	—
1977-74	Block	Colt	40.8mm	3	555-095	565-095	—	570-009
1977-74	Cylinder Head	Colt	28mm	4	555-117	—	—	570-005
1977-74	Cylinder Head	Colt	40.8mm	1	555-095	565-095	—	570-009
1977-74	Cylinder Head	Colt	50mm	3	555-094	—	—	570-012
L4 - 2.2 (135 CID)								
1994-81	Engine Kit	-			557-056	—	—	—
1994-81	Block	-	1-5/8"	5	555-030	565-030	568-010	570-009
1994-81	Block (.065 OS)	-	1-45/64"	1	555-032	565-032	—	570-010
1994-81	Block-Drain Pipe	-	1/4" Pipe	1	090-026	—	—	—
1994-81	Cylinder Head	-	1-1/4" SC	2	555-024	565-024	568-007	570-006
1994-81	Cylinder Head	-	1-5/8"	1	555-030	565-030	568-010	570-009
1994-81	Cylinder Head (.065 OS)	-	45/64"	2	555-082	—	—	—
1994-81	Cylinder Head Pipe	-	3/8" Pipe	AR	090-028	—	—	—
1994-81	Oil Gallery-Block	-	39/64"	2	555-067	—	—	—
1994-81	Oil Gallery-Block (.065 OS)	-	45/64"	2	555-082	—	—	—
1994-81	Oil Gallery-Head	-	39/64"	2	555-067	—	—	—
1994-81	Oil Gallery-Head (.065 OS)	-	45/64"	2	555-082	—	—	—
L4 - 2.4 (148 CID)								
2005-95	Block	-	1-21/64" SC	2	555-072	565-072	—	570-007
2005-95	Block	-	1-41/64"	2	555-149	—	—	—
2005-95	Block	-	39/64"	1	555-067	—	—	—
2005-95	Cylinder Head	-	1-1/4" SC	2	555-024	565-024	568-007	570-006
L4 - 2.5 (153 CID)								
1995	Engine Kit	-			557-056	—	—	—
1995	Block	-	1-5/8"	5	555-030	565-030	568-010	570-009
1995	Block (.065 OS)	-	1-45/64"	1	555-032	565-032	—	570-010
1995	Block-Drain Pipe	-	1/4" Pipe	1	090-026	—	—	—
1995	Cylinder Head	-	1-1/4" SC	2	555-024	565-024	568-007	570-006
1995	Cylinder Head (.065 OS)	-	45/64"	2	555-082	—	—	—
1995	Cylinder Head Pipe	-	3/8" Pipe	AR	090-028	—	—	—
1995	Oil Gallery-Block	-	39/64"	2	555-067	—	—	—
1995	Oil Gallery-Block (.065 OS)	-	45/64"	2	555-082	—	—	—
1995	Oil Gallery-Head	-	39/64"	2	555-067	—	—	—
1995	Oil Gallery-Head (.065 OS)	-	45/64"	2	555-082	—	—	—
1994-93	Engine Kit	Exc.Spirit			557-056	—	—	—
1994-93	Engine Kit	Spirit			557-056	—	—	—
1994-93	Block	Exc.Spirit	1-5/8"	5	555-030	565-030	568-010	570-009
1994-93	Block	Spirit	1-49/64"	3	555-152	—	—	—
1994-93	Block	Spirit	1-5/8"	5	555-030	565-030	568-010	570-009

Expansion Plug Applications



Make/ Engine/Years	Location	Description	Size	Qty	Dorman Steel	Dorman Brass	Dorman Copper	Dorman Rubber
DODGE (continued)								
L4 - 2.5 (153 CID) (continued)								
1994-93	Block	Spirit	2-9/64" SC	1	555-076	—	—	570-016
1994-93	Block (.065 OS)	Exc.Spirit	1-45/64"	1	555-032	565-032	—	570-010
1994-93	Block (.065 OS)	Spirit	1-45/64"	1	555-032	565-032	—	570-010
1994-93	Block-Drain Pipe	Exc.Spirit	1/4" Pipe	1	090-026	—	—	—
1994-93	Block-Drain Pipe	Spirit	1/4" Pipe	1	090-026	—	—	—
1994-93	Cylinder Head	Exc.Spirit	1-1/4" SC	2	555-024	565-024	568-007	570-006
1994-93	Cylinder Head	Spirit	1-1/4" SC	2	555-024	565-024	568-007	570-006
1994-93	Cylinder Head	Spirit	2"	1	555-069	565-069	568-012	570-012
1994-93	Cylinder Head	Spirit	7/8"	4	555-014	565-014	—	570-004
1994-93	Cylinder Head (.065 OS)	Exc.Spirit	45/64"	2	555-082	—	—	—
1994-93	Cylinder Head (.065 OS)	Spirit	45/64"	2	555-082	—	—	—
1994-93	Cylinder Head Pipe	Exc.Spirit	3/8" Pipe	AR	090-028	—	—	—
1994-93	Cylinder Head Pipe	Spirit	3/8" Pipe	AR	090-028	—	—	—
1994-93	Oil Gallery-Block	Exc.Spirit	39/64"	2	555-067	—	—	—
1994-93	Oil Gallery-Block	Spirit	39/64"	2	555-067	—	—	—
1994-93	Oil Gallery-Block (.065 OS)	Exc.Spirit	45/64"	2	555-082	—	—	—
1994-93	Oil Gallery-Block (.065 OS)	Spirit	45/64"	2	555-082	—	—	—
1994-93	Oil Gallery-Head	Exc.Spirit	39/64"	2	555-067	—	—	—
1994-93	Oil Gallery-Head	Spirit	39/64"	2	555-067	—	—	—
1994-93	Oil Gallery-Head (.065 OS)	Exc.Spirit	45/64"	2	555-082	—	—	—
1994-93	Oil Gallery-Head (.065 OS)	Spirit	45/64"	2	555-082	—	—	—
1992-86	Engine Kit	-	-	-	557-056	—	—	—
1992-86	Block	-	1-5/8"	5	555-030	565-030	568-010	570-009
1992-86	Block (.065 OS)	-	1-45/64"	1	555-032	565-032	—	570-010
1992-86	Block-Drain Pipe	-	1/4" Pipe	1	090-026	—	—	—
1992-86	Cylinder Head	-	1-1/4" SC	2	555-024	565-024	568-007	570-006
1992-86	Cylinder Head (.065 OS)	-	45/64"	2	555-082	—	—	—
1992-86	Cylinder Head Pipe	-	3/8" Pipe	AR	090-028	—	—	—
1992-86	Oil Gallery-Block	-	39/64"	2	555-067	—	—	—
1992-86	Oil Gallery-Block (.065 OS)	-	45/64"	2	555-082	—	—	—
1992-86	Oil Gallery-Head	-	39/64"	2	555-067	—	—	—
1992-86	Oil Gallery-Head (.065 OS)	-	45/64"	2	555-082	—	—	—
L4 - 2.6 (156 CID)								
1987	Block	-	27/32"	1	555-189	—	—	—
1987	Block	-	28mm	4	555-117	—	—	570-005
1987	Block	-	40.8mm	3	555-095	565-095	—	570-009
1987	Block	-	50mm	3	555-094	—	—	570-012
1987	Block Pipe	-	1/4" Pipe	1	090-122	—	—	—
1987	Block Pipe	-	1/8" Pipe	1	090-117	—	—	—
1987	Block Pipe	-	3/8" Pipe	1	090-130	—	—	—
1987	Cylinder Head	-	40.8mm	1	555-095	565-095	—	570-009
1987	Cylinder Head Pipe	-	1/16" Pipe	1	090-073	—	—	—
1987	Cylinder Head Pipe	-	1/4" Pipe	1	090-123	—	—	—
1986-78	Engine Kit	-	-	-	557-049	—	—	—
1986-78	Block	-	27/32"	1	555-189	—	—	—
1986-78	Block	-	28mm	4	555-117	—	—	570-005
1986-78	Block	-	40.8mm	3	555-095	565-095	—	570-009
1986-78	Block	-	50mm	3	555-094	—	—	570-012
1986-78	Block Pipe	-	1/4" Pipe	1	090-075	—	—	—
1986-78	Cylinder Head	-	40.8mm	1	555-095	565-095	—	570-009
1986-78	Cylinder Head Pipe	-	1/16" Pipe	1	090-073	—	—	—
1986-78	Cylinder Head Pipe	-	1/4" Pipe	1	090-075	—	—	—
1986-78	Oil Gallery Pipe	-	1/8" Pipe	1	090-074	—	—	—
1986-78	Oil Gallery Pipe	-	3/8" Pipe	1	090-028	—	—	—
L6 - 3.2 (198 CID)								
1974-70	Engine Kit	-	-	-	557-015	567-015	—	—
1974-70	Block	-	1-41/64"	5	555-068	565-068	—	570-010
1974-70	Block (.065 OS)	-	1-45/64" SC	AR	555-033	565-033	—	570-010
1974-70	Camshaft	-	2-9/64"	1	555-065	—	—	570-016
1974-70	Oil Gallery Pipe	-	3/8" Pipe	2	090-028	—	—	—
1974-70	Rocker Arm Shaft	-	39/64"	4	555-067	—	—	—
L6 - 3.7 (225 CID)								
1983-60	Engine Kit	-	-	-	557-015	567-015	—	—
1983-60	Block	-	1-41/64"	5	555-068	565-068	—	570-010
1983-60	Block (.065 OS)	-	1-45/64" SC	AR	555-033	565-033	—	570-010
1983-60	Camshaft	-	2-9/64"	1	555-065	—	—	570-016
1983-60	Oil Gallery Pipe	-	3/8" Pipe	2	090-028	—	—	—
1983-60	Rocker Arm Shaft	-	39/64"	4	555-067	—	—	—
V10 - 8.0 (488 CID)								
2003-92	Block	Viper	1" SC	AR	555-018	565-018	—	570-005
2003-92	Block	Viper	1-41/64"	AR	555-149	—	—	—
2003-92	Block Pipe	Viper	1/8" Pipe	1	090-125	—	—	—
2003-92	Cylinder Head	Viper	1" SC	2	555-018	565-018	—	570-005
2003-92	Cylinder Head	Viper	1-1/4" SC	1	555-024	565-024	568-007	570-006
2003-92	Intake Manifold	Viper	1-33/64"	4	555-147	—	—	—
V6 - 2.5 (152 CID)								
2000-95	Engine Kit	-	-	-	557-074	—	—	—
2000-95	Block	-	1" SC	5	555-091	—	—	570-004
2000-95	Block	-	35mm	2	555-093	565-093	—	570-007
2000-95	Block	-	41.5mm	1	555-087	—	—	570-009
2000-95	Block Pipe	-	1/4" Pipe	2	090-122	—	—	—

Expansion Plug Applications



Make/ Engine/Years	Location	Description	Size	Qty	Dorman Steel	Dorman Brass	Dorman Copper	Dorman Rubber
DODGE (continued)								
V6 - 2.5 (152 CID) (continued)								
2000-95	Block Pipe	-	3/8" Pipe	3	090-130	—	—	—
2000-95	Cylinder Head	-	1-17/64"	2	555-144	—	—	—
2000-95	Cylinder Head Pipe	-	3/8" Pipe	1	090-130	—	—	—
V6 - 2.7 (2700cc)								
2005-98	Block	Intrepid	1-41/64"	8	555-149	—	—	—
2005-98	Block	Intrepid	5/8"	1	555-067	—	—	—
2005-98	Block (.065 OS)	Intrepid	1-11/16"	1	555-151	—	—	—
2005-98	Cylinder Head	Intrepid	1-1/4" SC	2	555-024	565-024	568-007	570-006
V6 - 3.0 (181 CID)								
2005-87	Block	-	1" SC	5	555-091	—	—	570-004
2005-87	Block	-	35mm	2	555-093	565-093	—	570-007
2005-87	Block	-	41.5mm	1	555-087	—	—	570-009
2005-87	Block Pipe	-	1/4" Pipe	2	090-075	—	—	—
2005-87	Block Pipe	-	1/8" Pipe	2	090-074	—	—	—
2005-87	Block Pipe	-	3/8" Pipe	1	090-028	—	—	—
2005-87	Cylinder Head	-	35mm	2	555-093	565-093	—	570-007
2005-87	Cylinder Head Pipe	-	1/16" Pipe	2	090-073	—	—	—
2005-87	Cylinder Head Pipe	-	1/4" Pipe	2	090-075	—	—	—
2005-87	Oil Pump Pipe	-	3/8" Pipe	1	090-028	—	—	—
V6 - 3.0 (182 CID)								
1992-90	Engine Kit	Monaco			557-069	567-069	—	—
1992-90	Block	Monaco	1" SC	2	555-091	—	—	570-004
1992-90	Block	Monaco	14.7mm	2	555-088	—	—	—
1992-90	Block	Monaco	57/64"	1	555-141	—	—	—
1992-90	Cylinder Head	Monaco	1-1/16"	6	555-142	—	—	—
1992-90	Cylinder Head	Monaco	1-27/64"	2	555-145	—	—	—
V6 - 3.0 (2972cc)								
1996-91	Block	Stealth	1" SC	5	555-091	—	—	570-004
1996-91	Block	Stealth	35mm	2	555-093	565-093	—	570-007
1996-91	Block	Stealth	41.5mm	1	555-087	—	—	570-009
1996-91	Block Pipe	Stealth	1/4" Pipe	2	090-122	—	—	—
1996-91	Block Pipe	Stealth	1/8" Pipe	1	090-128	—	—	—
1996-91	Block Pipe	Stealth	3/8" Pipe	3	090-130	—	—	—
1996-91	Cylinder Head (DOHC)	Stealth	1" SC	4	555-091	—	—	570-004
1996-91	Cylinder Head (SOHC)	Stealth	35mm	2	555-093	565-093	—	570-007
1996-91	Cylinder Head Pipe (DOHC)	Stealth	1/16" Pipe	4	090-073	—	—	—
1996-91	Cylinder Head Pipe (DOHC)	Stealth	1/8" Pipe	AR	090-117	—	—	—
1996-91	Cylinder Head Pipe (DOHC)	Stealth	22mm Pipe	4	090-131	—	—	—
1996-91	Cylinder Head Pipe (SOHC)	Stealth	1/16" Pipe	2	090-073	—	—	—
1996-91	Cylinder Head Pipe (SOHC)	Stealth	1/4" Pipe	2	090-123	—	—	—
V6 - 3.2 (3200cc)								
2001-98	Block	Intrepid	1-41/64"	8	555-149	—	—	—
2001-98	Block (.065 OS)	Intrepid	1-11/16"	1	555-151	—	—	—
2001-98	Cylinder Head	Intrepid	1-1/4" SC	2	555-024	565-024	568-007	570-006
V6 - 3.3 (201 CID)								
2005-94	Block	-	1-41/64"	8	555-149	—	—	—
2005-94	Block	-	45/64"	1	555-082	—	—	—
2005-94	Block (.065 OS)	-	1-11/16"	1	555-151	—	—	—
2005-94	Camshaft	-	2-9/32"	1	555-124	—	—	570-017
2005-94	Cylinder Head	-	1-1/4" SC	4	555-024	565-024	568-007	570-006
2005-94	Oil Gallery-Block	-	39/64"	5	555-067	—	—	—
2005-94	Oil Gallery-Block (OS)	-	5/8"	2	555-137	—	—	—
2005-94	Rocker Arm Shaft	-	39/64"	4	555-067	—	—	—
1993-90	Block	-	1-41/64"	8	555-149	—	—	—
1993-90	Block	-	1-5/8"	8	555-030	565-030	568-010	570-009
1993-90	Block (.065 OS)	-	1-11/16"	1	555-151	—	—	—
1993-90	Camshaft	-	2-9/32"	1	555-124	—	—	570-017
1993-90	Cylinder Head	-	1-1/4" SC	4	555-024	565-024	568-007	570-006
1993-90	Oil Gallery-Block	-	39/64"	5	555-067	—	—	—
1993-90	Oil Gallery-Block (OS)	-	5/8"	2	555-137	—	—	—
1993-90	Rocker Arm Shaft	-	39/64"	4	555-067	—	—	—
V6 - 3.5 (215 CID)								
1997-93	Engine Kit	-			557-070	—	—	—
1997-93	Block	-	1-41/64"	8	555-149	—	—	—
1997-93	Block	-	39/64"	5	555-067	—	—	—
1997-93	Block	-	5/8"	8	555-137	—	—	—
1997-93	Cylinder Head	-	1-1/4" SC	2	555-024	565-024	568-007	570-006
1997-93	Rocker Arm Shaft	-	7/16" SC	4	555-003	—	—	—
V6 - 3.5 (215 CID) - G								
2005-99	Block	-	1-41/64"	AR	555-149	—	—	—
2005-99	Block (.065 OS)	-	1-11/16"	AR	555-151	—	—	—
2005-99	Cylinder Head	-	1-1/4" SC	4	555-024	565-024	568-007	570-006
2005-99	Oil Gallery-Block	-	39/64"	3	555-067	—	—	—
V6 - 3.8 (230 CID)								
2005-94	Block	-	1-41/64"	8	555-149	—	—	—
2005-94	Block	-	45/64"	1	555-082	—	—	—
2005-94	Block (.065 OS)	-	1-11/16"	1	555-151	—	—	—
2005-94	Camshaft	-	2-9/32"	1	555-124	—	—	570-017
2005-94	Cylinder Head	-	1-1/4" SC	4	555-024	565-024	568-007	570-006
2005-94	Oil Gallery-Block	-	39/64"	5	555-067	—	—	—
2005-94	Oil Gallery-Block (OS)	-	5/8"	2	555-137	—	—	—

Expansion Plug Applications



Make/ Engine/Years	Location	Description	Size	Qty	Dorman Steel	Dorman Brass	Dorman Copper	Dorman Rubber
DODGE (continued)								
V6 - 3.8 (230 CID) (continued)								
2005-94	Rocker Arm Shaft	-	39/64"	4	555-067	—	—	—
V8 - 5.2 (318 CID)								
1989-85	Engine Kit	-			557-014	567-014	—	—
1989-85	Block	-	1-1/4" SC	1	555-024	565-024	568-007	570-006
1989-85	Block	-	1-45/64"	AR	555-032	565-032	—	570-010
1989-85	Block	-	1-5/8"	9	555-030	565-030	568-010	570-009
1989-85	Block Pipe	-	1/2" Pipe	1	090-022	—	—	—
1989-85	Block-Drain Pipe	-	1/4" Pipe	2	090-026	—	—	—
1989-85	Camshaft	-	1-57/64"	1	555-123	—	—	570-011
1989-85	Camshaft	-	1-7/8"	1	550-027	—	—	570-012
1989-85	Cylinder Head	-	1-1/4" SC	4	555-024	565-024	568-007	570-006
1989-85	Intake Manifold Pipe	-	3/8" Pipe	AR	090-028	—	—	—
1989-85	Oil Gallery Pipe	-	1/2" Pipe	3	090-022	—	—	—
1989-85	Oil Gallery Pipe	-	1/4" Pipe	2	090-026	—	—	—
1989-85	Oil Gallery Pipe	-	3/8" Pipe	6	090-028	—	—	—
1989-85	Oil Pump Pipe	-	3/8" Pipe	1	090-028	—	—	—
1989-85	Rocker Arm Shaft	-	39/64"	4	555-067	—	—	—
1984-83	Engine Kit	-			557-014	567-014	—	—
1984-83	Block	-	1-1/4" SC	AR	555-024	565-024	568-007	570-006
1984-83	Block	-	1-45/64" SC	AR	555-033	565-033	—	570-010
1984-83	Block	-	1-5/8"	AR	555-030	565-030	568-010	570-009
1984-83	Block Pipe	-	1/2" Pipe	1	090-022	—	—	—
1984-83	Block-Drain Pipe	-	1/4" Pipe	2	090-026	—	—	—
1984-83	Camshaft	-	1-57/64"	1	555-123	—	—	570-011
1984-83	Camshaft	-	1-7/8"	1	550-027	—	—	570-012
1984-83	Cylinder Head	-	1-1/4" SC	AR	555-024	565-024	568-007	570-006
1984-83	Intake Manifold Pipe	-	3/8" Pipe	AR	090-028	—	—	—
1984-83	Oil Gallery Pipe	-	1/2" Pipe	3	090-022	—	—	—
1984-83	Oil Gallery Pipe	-	1/4" Pipe	2	090-026	—	—	—
1984-83	Oil Gallery Pipe	-	3/8" Pipe	6	090-028	—	—	—
1984-83	Oil Pump Pipe	-	3/8" Pipe	1	090-028	—	—	—
1984-83	Rocker Arm Shaft	-	39/64"	4	555-067	—	—	—
1982-80	Engine Kit	-			557-014	567-014	—	—
1982-80	Block	-	1-41/64"	AR	555-068	565-068	—	570-010
1982-80	Block	-	1-45/64" SC	AR	555-033	565-033	—	570-010
1982-80	Block Pipe	-	1/2" Pipe	1	090-022	—	—	—
1982-80	Block-Drain Pipe	-	1/4" Pipe	2	090-026	—	—	—
1982-80	Camshaft	-	1-57/64"	1	555-123	—	—	570-011
1982-80	Camshaft	-	1-7/8"	1	550-027	—	—	570-012
1982-80	Cylinder Head	-	1-21/64" SC	AR	555-072	565-072	—	570-007
1982-80	Intake Manifold Pipe	-	3/8" Pipe	AR	090-028	—	—	—
1982-80	Oil Gallery Pipe	-	1/2" Pipe	3	090-022	—	—	—
1982-80	Oil Gallery Pipe	-	1/4" Pipe	2	090-026	—	—	—
1982-80	Oil Gallery Pipe	-	3/8" Pipe	6	090-028	—	—	—
1982-80	Oil Pump Pipe	-	3/8" Pipe	1	090-028	—	—	—
1982-80	Rocker Arm Shaft	-	39/64"	4	555-067	—	—	—
1979-75	Engine Kit	-			557-014	567-014	—	—
1979-75	Block	-	1-21/64" SC	1	555-072	565-072	—	570-007
1979-75	Block	-	1-41/64"	AR	555-068	565-068	—	570-010
1979-75	Block	-	1-45/64" SC	AR	555-033	565-033	—	570-010
1979-75	Block Pipe	-	1/2" Pipe	1	090-022	—	—	—
1979-75	Block-Drain Pipe	-	1/4" Pipe	2	090-026	—	—	—
1979-75	Camshaft	-	1-57/64"	1	555-123	—	—	570-011
1979-75	Camshaft	-	1-7/8"	1	550-027	—	—	570-012
1979-75	Camshaft	-	9/16"	2	555-135	—	—	—
1979-75	Cylinder Head	-	1-21/64" SC	4	555-072	565-072	—	570-007
1979-75	Intake Manifold Pipe	-	3/8" Pipe	AR	090-028	—	—	—
1979-75	Oil Gallery Pipe	-	1/2" Pipe	3	090-022	—	—	—
1979-75	Oil Gallery Pipe	-	1/4" Pipe	2	090-026	—	—	—
1979-75	Oil Gallery Pipe	-	3/8" Pipe	6	090-028	—	—	—
1979-75	Oil Gallery-Block	-	9/16"	2	555-008	565-008	—	—
1979-75	Oil Pump Pipe	-	3/8" Pipe	1	090-028	—	—	—
1979-75	Rocker Arm Shaft	-	39/64"	4	555-067	—	—	—
1974	Engine Kit	-			557-014	567-014	—	—
1974	Block	-	1-1/4" SC	1	555-024	565-024	568-007	570-006
1974	Block	-	1-41/64"	AR	555-068	565-068	—	570-010
1974	Block	-	1-45/64" SC	AR	555-033	565-033	—	570-010
1974	Block Pipe	-	1/2" Pipe	1	090-022	—	—	—
1974	Block-Drain Pipe	-	1/4" Pipe	2	090-026	—	—	—
1974	Camshaft	-	1-57/64"	1	555-123	—	—	570-011
1974	Camshaft	-	1-7/8"	1	550-027	—	—	570-012
1974	Camshaft	-	9/16"	2	555-135	—	—	—
1974	Cylinder Head	-	1-1/4" SC	4	555-024	565-024	568-007	570-006
1974	Intake Manifold Pipe	-	3/8" Pipe	AR	090-028	—	—	—
1974	Oil Gallery Pipe	-	1/2" Pipe	3	090-022	—	—	—
1974	Oil Gallery Pipe	-	1/4" Pipe	2	090-026	—	—	—
1974	Oil Gallery Pipe	-	3/8" Pipe	6	090-028	—	—	—
1974	Oil Gallery-Block	-	9/16"	2	555-008	565-008	—	—
1974	Oil Pump Pipe	-	3/8" Pipe	1	090-028	—	—	—
1974	Rocker Arm Shaft	-	39/64"	4	555-067	—	—	—
1973	Engine Kit	-			557-014	567-014	—	—

Expansion Plug Applications



Make/ Engine/Years	Location	Description	Size	Qty	Dorman Steel	Dorman Brass	Dorman Copper	Dorman Rubber
DODGE (continued)								
V8 - 5.2 (318 CID) (continued)								
1973	Block	-	1-21/64" SC	1	555-072	565-072	—	570-007
1973	Block	-	1-41/64"	AR	555-068	565-068	—	570-010
1973	Block	-	1-45/64" SC	AR	555-033	565-033	—	570-010
1973	Block Pipe	-	1/2" Pipe	1	090-022	—	—	—
1973	Block-Drain Pipe	-	1/4" Pipe	2	090-026	—	—	—
1973	Camshaft	-	1-57/64"	1	555-123	—	—	570-011
1973	Camshaft	-	1-7/8"	1	550-027	—	—	570-012
1973	Cylinder Head	-	1-1/4" SC	4	555-024	565-024	568-007	570-006
1973	Intake Manifold Pipe	-	3/8" Pipe	AR	090-028	—	—	—
1973	Oil Gallery Pipe	-	1/2" Pipe	3	090-022	—	—	—
1973	Oil Gallery Pipe	-	1/4" Pipe	2	090-026	—	—	—
1973	Oil Gallery Pipe	-	3/8" Pipe	6	090-028	—	—	—
1973	Oil Gallery-Block	-	9/16"	2	555-008	565-008	—	—
1973	Oil Pump Pipe	-	3/8" Pipe	1	090-028	—	—	—
1973	Rocker Arm Shaft	-	39/64"	4	555-067	—	—	—
1972-71	Engine Kit	-			557-014	567-014	—	—
1972-71	Block	-	1-1/4" SC	1	555-024	565-024	568-007	570-006
1972-71	Block	-	1-41/64"	AR	555-068	565-068	—	570-010
1972-71	Block	-	1-45/64" SC	AR	555-033	565-033	—	570-010
1972-71	Block Pipe	-	1/2" Pipe	1	090-022	—	—	—
1972-71	Block-Drain Pipe	-	1/4" Pipe	2	090-026	—	—	—
1972-71	Camshaft	-	1-57/64"	1	555-123	—	—	570-011
1972-71	Camshaft	-	1-7/8"	1	550-027	—	—	570-012
1972-71	Cylinder Head	-	1-1/4" SC	4	555-024	565-024	568-007	570-006
1972-71	Intake Manifold Pipe	-	3/8" Pipe	AR	090-028	—	—	—
1972-71	Oil Gallery Pipe	-	1/2" Pipe	3	090-022	—	—	—
1972-71	Oil Gallery Pipe	-	1/4" Pipe	2	090-026	—	—	—
1972-71	Oil Gallery Pipe	-	3/8" Pipe	6	090-028	—	—	—
1972-71	Oil Gallery-Block	-	9/16"	2	555-008	565-008	—	—
1972-71	Oil Pump Pipe	-	3/8" Pipe	1	090-028	—	—	—
1972-71	Rocker Arm Shaft	-	39/64"	4	555-067	—	—	—
1970-67	Engine Kit	-			557-014	567-014	—	—
1970-67	Block	-	1-1/4" SC	1	555-024	565-024	568-007	570-006
1970-67	Block	-	1-41/64"	AR	555-068	565-068	—	570-010
1970-67	Block	-	1-45/64" SC	AR	555-033	565-033	—	570-010
1970-67	Block Pipe	-	1/2" Pipe	1	090-022	—	—	—
1970-67	Block-Drain Pipe	-	1/4" Pipe	2	090-026	—	—	—
1970-67	Camshaft	-	1-57/64"	1	555-123	—	—	570-011
1970-67	Camshaft	-	1-7/8"	1	550-027	—	—	570-012
1970-67	Cylinder Head	-	1-1/4" SC	4	555-024	565-024	568-007	570-006
1970-67	Intake Manifold Pipe	-	3/8" Pipe	AR	090-028	—	—	—
1970-67	Oil Gallery Pipe	-	1/2" Pipe	3	090-022	—	—	—
1970-67	Oil Gallery Pipe	-	1/4" Pipe	2	090-026	—	—	—
1970-67	Oil Gallery Pipe	-	3/8" Pipe	6	090-028	—	—	—
1970-67	Oil Gallery-Block	-	9/16"	2	555-008	565-008	—	—
1970-67	Oil Pump Pipe	-	3/8" Pipe	1	090-028	—	—	—
1970-67	Rocker Arm Shaft	-	39/64"	4	555-067	—	—	—
V8 - 5.6 (340 CID)								
1973	Engine Kit	-			557-014	567-014	—	—
1973	Block	-	1-21/64" SC	1	555-072	565-072	—	570-007
1973	Block	-	1-41/64"	AR	555-068	565-068	—	570-010
1973	Block	-	1-45/64" SC	AR	555-033	565-033	—	570-010
1973	Block Pipe	-	1/2" Pipe	1	090-022	—	—	—
1973	Block-Drain Pipe	-	1/4" Pipe	2	090-026	—	—	—
1973	Camshaft	-	1-57/64"	1	555-123	—	—	570-011
1973	Camshaft	-	1-7/8"	1	550-027	—	—	570-012
1973	Cylinder Head	-	1-1/4" SC	4	555-024	565-024	568-007	570-006
1973	Intake Manifold Pipe	-	3/8" Pipe	AR	090-028	—	—	—
1973	Oil Gallery Pipe	-	1/2" Pipe	3	090-022	—	—	—
1973	Oil Gallery Pipe	-	1/4" Pipe	2	090-026	—	—	—
1973	Oil Gallery Pipe	-	3/8" Pipe	6	090-028	—	—	—
1973	Oil Gallery-Block	-	9/16"	2	555-008	565-008	—	—
1973	Oil Pump Pipe	-	3/8" Pipe	1	090-028	—	—	—
1973	Rocker Arm Shaft	-	39/64"	4	555-067	—	—	—
1972-71	Engine Kit	-			557-014	567-014	—	—
1972-71	Block	-	1-1/4" SC	1	555-024	565-024	568-007	570-006
1972-71	Block	-	1-41/64"	AR	555-068	565-068	—	570-010
1972-71	Block	-	1-45/64" SC	AR	555-033	565-033	—	570-010
1972-71	Block Pipe	-	1/2" Pipe	1	090-022	—	—	—
1972-71	Block-Drain Pipe	-	1/4" Pipe	2	090-026	—	—	—
1972-71	Camshaft	-	1-57/64"	1	555-123	—	—	570-011
1972-71	Camshaft	-	1-7/8"	1	550-027	—	—	570-012
1972-71	Cylinder Head	-	1-1/4" SC	4	555-024	565-024	568-007	570-006
1972-71	Intake Manifold Pipe	-	3/8" Pipe	AR	090-028	—	—	—
1972-71	Oil Gallery Pipe	-	1/2" Pipe	3	090-022	—	—	—
1972-71	Oil Gallery Pipe	-	1/4" Pipe	2	090-026	—	—	—
1972-71	Oil Gallery Pipe	-	3/8" Pipe	6	090-028	—	—	—
1972-71	Oil Gallery-Block	-	9/16"	2	555-008	565-008	—	—
1972-71	Oil Pump Pipe	-	3/8" Pipe	1	090-028	—	—	—
1972-71	Rocker Arm Shaft	-	39/64"	4	555-067	—	—	—
1970	Engine Kit	-			557-014	567-014	—	—
1970	Block	-	1-1/4" SC	1	555-024	565-024	568-007	570-006

Expansion Plug Applications



Make/ Engine/Years	Location	Description	Size	Qty	Dorman Steel	Dorman Brass	Dorman Copper	Dorman Rubber
DODGE (continued)								
V8 - 5.6 (340 CID) (continued)								
1970	Block	-	1-41/64"	AR	555-068	565-068	—	570-010
1970	Block	-	1-45/64" SC	AR	555-033	565-033	—	570-010
1970	Block Pipe	-	1/2" Pipe	1	090-022	—	—	—
1970	Block-Drain Pipe	-	1/4" Pipe	2	090-026	—	—	—
1970	Camshaft	-	1-57/64"	1	555-123	—	—	570-011
1970	Camshaft	-	1-7/8"	1	550-027	—	—	570-012
1970	Cylinder Head	-	1-1/4" SC	4	555-024	565-024	568-007	570-006
1970	Intake Manifold Pipe	-	3/8" Pipe	AR	090-028	—	—	—
1970	Oil Gallery Pipe	-	1/2" Pipe	3	090-022	—	—	—
1970	Oil Gallery Pipe	-	1/4" Pipe	2	090-026	—	—	—
1970	Oil Gallery Pipe	-	3/8" Pipe	6	090-028	—	—	—
1970	Oil Pump Pipe	-	3/8" Pipe	1	090-028	—	—	—
1970	Rocker Arm Shaft	-	39/64"	4	555-067	—	—	—
V8 - 5.9 (360 CID)								
1980	Engine Kit	-			557-014	567-014	—	—
1980	Block	-	1-21/64" SC	1	555-072	565-072	—	570-007
1980	Block	-	1-41/64"	9	555-068	565-068	—	570-010
1980	Block	-	1-45/64" SC	AR	555-033	565-033	—	570-010
1980	Block Pipe	-	1/2" Pipe	1	090-022	—	—	—
1980	Block-Drain Pipe	-	1/4" Pipe	2	090-026	—	—	—
1980	Camshaft	-	1-57/64"	1	555-123	—	—	570-011
1980	Camshaft	-	1-7/8"	1	550-027	—	—	570-012
1980	Cylinder Head	-	1-21/64" SC	4	555-072	565-072	—	570-007
1980	Intake Manifold Pipe	-	3/8" Pipe	AR	090-028	—	—	—
1980	Oil Gallery Pipe	-	1/2" Pipe	3	090-022	—	—	—
1980	Oil Gallery Pipe	-	1/4" Pipe	2	090-026	—	—	—
1980	Oil Gallery Pipe	-	3/8" Pipe	6	090-028	—	—	—
1980	Oil Pump Pipe	-	3/8" Pipe	1	090-028	—	—	—
1980	Rocker Arm Shaft	-	39/64"	4	555-067	—	—	—
1979-75	Engine Kit	-			557-014	567-014	—	—
1979-75	Block	-	1-21/64" SC	1	555-072	565-072	—	570-007
1979-75	Block	-	1-41/64"	AR	555-068	565-068	—	570-010
1979-75	Block	-	1-45/64" SC	AR	555-033	565-033	—	570-010
1979-75	Block Pipe	-	1/2" Pipe	1	090-022	—	—	—
1979-75	Block-Drain Pipe	-	1/4" Pipe	2	090-026	—	—	—
1979-75	Camshaft	-	1-57/64"	1	555-123	—	—	570-011
1979-75	Camshaft	-	9/16"	2	555-135	—	—	—
1979-75	Cylinder Head	-	1-21/64" SC	4	555-072	565-072	—	570-007
1979-75	Intake Manifold Pipe	-	3/8" Pipe	AR	090-028	—	—	—
1979-75	Oil Gallery Pipe	-	1/2" Pipe	3	090-022	—	—	—
1979-75	Oil Gallery Pipe	-	1/4" Pipe	2	090-026	—	—	—
1979-75	Oil Gallery Pipe	-	3/8" Pipe	6	090-028	—	—	—
1979-75	Oil Gallery-Block	-	9/16"	2	555-008	565-008	—	—
1979-75	Oil Pump Pipe	-	3/8" Pipe	1	090-028	—	—	—
1979-75	Rocker Arm Shaft	-	39/64"	4	555-067	—	—	—
1974-71	Engine Kit	-			557-014	567-014	—	—
1974-71	Block	-	1-1/4" SC	1	555-024	565-024	568-007	570-006
1974-71	Block	-	1-41/64"	AR	555-068	565-068	—	570-010
1974-71	Block	-	1-45/64" SC	AR	555-033	565-033	—	570-010
1974-71	Block Pipe	-	1/2" Pipe	1	090-022	—	—	—
1974-71	Block-Drain Pipe	-	1/4" Pipe	2	090-026	—	—	—
1974-71	Camshaft	-	1-7/8"	1	550-027	—	—	570-012
1974-71	Camshaft	-	9/16"	2	555-135	—	—	—
1974-71	Cylinder Head	-	1-1/4" SC	4	555-024	565-024	568-007	570-006
1974-71	Intake Manifold Pipe	-	3/8" Pipe	AR	090-028	—	—	—
1974-71	Oil Gallery Pipe	-	1/2" Pipe	3	090-022	—	—	—
1974-71	Oil Gallery Pipe	-	1/4" Pipe	2	090-026	—	—	—
1974-71	Oil Gallery Pipe	-	3/8" Pipe	6	090-028	—	—	—
1974-71	Oil Gallery-Block	-	9/16"	2	555-008	565-008	—	—
1974-71	Oil Pump Pipe	-	3/8" Pipe	1	090-028	—	—	—
1974-71	Rocker Arm Shaft	-	39/64"	4	555-067	—	—	—
V8 - 6.3 (383 CID)								
1971-59	Engine Kit	-			557-015	567-015	—	—
1971-59	Block	-	1-41/64"	6	555-068	565-068	—	570-010
1971-59	Block (.065 OS)	-	1-45/64" SC	AR	555-033	565-033	—	570-010
1971-59	Camshaft	-	2-9/64"	1	555-065	—	—	570-016
1971-59	Cylinder Head	-	1" SC	AR	555-018	565-018	—	570-005
1971-59	Cylinder Head	-	1-1/4" SC	4	555-024	565-024	568-007	570-006
1971-59	Cylinder Head	-	1-21/64" SC	AR	555-072	565-072	—	570-007
1971-59	Oil Gallery Pipe	-	3/8" Pipe	8	090-028	—	—	—
1971-59	Rocker Arm Shaft	-	39/64"	4	555-067	—	—	—
V8 - 6.6 (400 CID)								
1978-73	Engine Kit	-			557-015	567-015	—	—
1978-73	Block	-	1-41/64"	6	555-068	565-068	—	570-010
1978-73	Block (.065 OS)	-	1-45/64" SC	AR	555-033	565-033	—	570-010
1978-73	Camshaft	-	2-9/64"	1	555-065	—	—	570-016
1978-73	Cylinder Head	-	1" SC	AR	555-018	565-018	—	570-005
1978-73	Cylinder Head	-	1-21/64" SC	AR	555-072	565-072	—	570-007
1978-73	Oil Gallery Pipe	-	3/8" Pipe	8	090-028	—	—	—
1978-73	Rocker Arm Shaft	-	39/64"	4	555-067	—	—	—
1972	Engine Kit	-			557-015	567-015	—	—

Expansion Plug Applications



Make/ Engine/Years	Location	Description	Size	Qty	Dorman Steel	Dorman Brass	Dorman Copper	Dorman Rubber
DODGE (continued)								
V8 - 6.6 (400 CID) (continued)								
1972	Block	-	1-41/64"	6	555-068	565-068	—	570-010
1972	Block (.065 OS)	-	1-45/64" SC	AR	555-033	565-033	—	570-010
1972	Camshaft	-	2-9/64"	1	555-065	—	—	570-016
1972	Cylinder Head	-	1" SC	AR	555-018	565-018	—	570-005
1972	Cylinder Head	-	1-1/4" SC	4	555-024	565-024	568-007	570-006
1972	Cylinder Head	-	1-21/64" SC	AR	555-072	565-072	—	570-007
1972	Oil Gallery Pipe	-	3/8" Pipe	8	090-028	—	—	—
1972	Rocker Arm Shaft	-	39/64"	4	555-067	—	—	—
V8 - 7.0 (426 CID)								
1971-69	Engine Kit	-			557-015	567-015	—	—
1971-69	Block	-	1-41/64"	6	555-068	565-068	—	570-010
1971-69	Block (.065 OS)	-	1-45/64" SC	AR	555-033	565-033	—	570-010
1971-69	Camshaft	-	2-9/64"	1	555-065	—	—	570-016
1971-69	Cylinder Head	-	1" SC	AR	555-018	565-018	—	570-005
1971-69	Cylinder Head	-	1-1/4" SC	4	555-024	565-024	568-007	570-006
1971-69	Cylinder Head	-	1-21/64" SC	AR	555-072	565-072	—	570-007
1971-69	Oil Gallery Pipe	-	3/8" Pipe	8	090-028	—	—	—
1971-69	Rocker Arm Shaft	-	39/64"	4	555-067	—	—	—
V8 - 7.2 (440 CID)								
1978-69	Engine Kit	-			557-015	567-015	—	—
1978-69	Block	-	1-41/64"	6	555-068	565-068	—	570-010
1978-69	Block (.065 OS)	-	1-45/64" SC	AR	555-033	565-033	—	570-010
1978-69	Camshaft	-	2-9/64"	1	555-065	—	—	570-016
1978-69	Cylinder Head	-	1" SC	AR	555-018	565-018	—	570-005
1978-69	Cylinder Head	-	1-21/64" SC	AR	555-072	565-072	—	570-007
1978-69	Oil Gallery Pipe	-	3/8" Pipe	8	090-028	—	—	—
1978-69	Rocker Arm Shaft	-	39/64"	4	555-067	—	—	—
DODGE & PLYMOUTH TRUCK								
L4 - 2.0 (122 CID)								
1989-83	Engine Kit	-			557-076	567-076	—	—
1989-83	Block	-	35mm	9	555-093	565-093	—	570-007
1989-83	Block	-	40.8mm	9	555-095	565-095	—	570-009
1989-83	Block Pipe	-	1/16" Pipe	2	090-120	—	—	—
1989-83	Block Pipe	-	3/8" Pipe	1	090-130	—	—	—
1989-83	Cylinder Head	-	40.8mm	1	555-095	565-095	—	570-009
1989-83	Cylinder Head Pipe	-	1/16" Pipe	1	090-073	—	—	—
1989-83	Cylinder Head Pipe	-	1/4" Pipe	1	090-123	—	—	—
1979	Engine Kit	-			557-047	—	—	—
1979	Block	-	40.8mm	3	555-095	565-095	—	570-009
1979	Block	-	50mm	3	555-094	—	—	570-012
1979	Block Pipe	-	1/16" Pipe	2	090-120	—	—	—
1979	Block Pipe	-	3/8" Pipe	1	090-130	—	—	—
1979	Cylinder Head	-	28mm	4	555-117	—	—	570-005
1979	Cylinder Head	-	40.8mm	3	555-095	565-095	—	570-009
1979	Cylinder Head	-	50mm	3	555-094	—	—	570-012
1979	Cylinder Head Pipe	-	1/16" Pipe	1	090-073	—	—	—
1979	Cylinder Head Pipe	-	1/4" Pipe	1	090-123	—	—	—
L4 - 2.2 (135 CID)								
1988-87	Engine Kit	-			557-056	—	—	—
1988-87	Block	-	1-5/8"	5	555-030	565-030	568-010	570-009
1988-87	Block (.065 OS)	-	1-45/64"	1	555-032	565-032	—	570-010
1988-87	Block-Drain Pipe	-	1/4" Pipe	1	090-026	—	—	—
1988-87	Cylinder Head	-	1-1/4" SC	2	555-024	565-024	568-007	570-006
1988-87	Cylinder Head (.065 OS)	-	1-21/64" SC	2	555-072	565-072	—	570-007
1988-87	Cylinder Head Pipe	-	3/8" Pipe	AR	090-028	—	—	—
1988-87	Oil Gallery-Block	-	39/64"	2	555-067	—	—	—
1988-87	Oil Gallery-Block (.065 OS)	-	45/64"	2	555-082	—	—	—
1988-87	Oil Gallery-Head	-	39/64"	2	555-067	—	—	—
1988-87	Oil Gallery-Head (.065 OS)	-	45/64"	2	555-082	—	—	—
L4 - 2.3 (143 CID)								
1985-83	Block	Diesel	40.8mm	4	555-095	565-095	—	570-009
1985-83	Block Pipe	Diesel	1/4" Pipe	1	090-122	—	—	—
1985-83	Block Pipe	Diesel	1/8" Pipe	1	090-117	—	—	—
1985-83	Block Pipe	Diesel	1/8" Pipe	1	090-128	—	—	—
1985-83	Block Pipe	Diesel	3/8" Pipe	1	090-130	—	—	—
1985-83	Cylinder Head	Diesel	40.8mm	1	555-095	565-095	—	570-009
1985-83	Cylinder Head Pipe	Diesel	1/16" Pipe	1	090-073	—	—	—
1985-83	Cylinder Head Pipe	Diesel	1/4" Pipe	1	090-124	—	—	—
1985-83	Cylinder Head Pipe	Diesel	1/8" Pipe	1	090-117	—	—	—
L4 - 2.4 (143 CID)								
1993-90	Engine Kit	-			557-075	567-075	—	—
1993-90	Block	-	35mm	9	555-093	565-093	—	570-007
1993-90	Block Pipe	-	1/16" Pipe	2	090-120	—	—	—
1993-90	Block Pipe	-	3/8" Pipe	1	090-130	—	—	—
1993-90	Cylinder Head	-	40.8mm	1	555-095	565-095	—	570-009
1993-90	Cylinder Head Pipe	-	1/4" Pipe	1	090-123	—	—	—
L4 - 2.5 (153 CID)								
2002-96	Block	-	1-49/64"	3	555-152	—	—	—
2002-96	Block	-	2-9/64" SC	1	555-076	—	—	570-016
2002-96	Cylinder Head	-	2"	1	555-069	565-069	568-012	570-012
2002-96	Cylinder Head	-	7/8"	4	555-014	565-014	—	570-004

Expansion Plug Applications



Make/ Engine/Years	Location	Description	Size	Qty	Dorman Steel	Dorman Brass	Dorman Copper	Dorman Rubber
DODGE & PLYMOUTH TRUCK (continued)								
L4 - 2.5 (153 CID) (continued)								
1995-94	Block	-	1-41/64"	5	555-149	—	—	—
1995-94	Block (.065 OS)	-	1-11/16"	1	555-151	—	—	—
1995-94	Cylinder Head	-	1-1/4" SC	2	555-024	565-024	568-007	570-006
1995-94	Oil Gallery-Block	-	39/64"	2	555-067	—	—	—
1995-94	Oil Gallery-Block (.065 OS)	-	45/64"	2	555-082	—	—	—
1995-94	Oil Gallery-Head	-	39/64"	2	555-067	—	—	—
1995-94	Oil Gallery-Head (.065 OS)	-	45/64"	2	555-082	—	—	—
1993-90	Engine Kit	-	—	—	557-056	—	—	—
1993-90	Block	-	1-5/8"	5	555-030	565-030	568-010	570-009
1993-90	Block (.065 OS)	-	1-11/16"	1	555-151	—	—	—
1993-90	Block-Drain Pipe	-	1/4" Pipe	1	090-026	—	—	—
1993-90	Cylinder Head	-	1-1/4" SC	2	555-024	565-024	568-007	570-006
1993-90	Cylinder Head (.065 OS)	-	1-21/64" SC	AR	555-072	565-072	—	570-007
1993-90	Cylinder Head Pipe	-	3/8" Pipe	AR	090-028	—	—	—
1993-90	Oil Gallery-Block	-	39/64"	2	555-067	—	—	—
1993-90	Oil Gallery-Block (.065 OS)	-	45/64"	2	555-082	—	—	—
1993-90	Oil Gallery-Head	-	39/64"	2	555-067	—	—	—
1993-90	Oil Gallery-Head (.065 OS)	-	45/64"	2	555-082	—	—	—
1989	Engine Kit	-	—	—	557-056	—	—	—
1989	Block	-	1-5/8"	5	555-030	565-030	568-010	570-009
1989	Block (.065 OS)	-	1-45/64"	1	555-032	565-032	—	570-010
1989	Block-Drain Pipe	-	1/4" Pipe	1	090-026	—	—	—
1989	Cylinder Head	-	1-1/4" SC	2	555-024	565-024	568-007	570-006
1989	Cylinder Head (.065 OS)	-	1-21/64" SC	AR	555-072	565-072	—	570-007
1989	Cylinder Head Pipe	-	3/8" Pipe	AR	090-028	—	—	—
1989	Oil Gallery-Block	-	39/64"	2	555-067	—	—	—
1989	Oil Gallery-Block (.065 OS)	-	45/64"	2	555-082	—	—	—
1989	Oil Gallery-Head	-	39/64"	2	555-067	—	—	—
1989	Oil Gallery-Head (.065 OS)	-	45/64"	2	555-082	—	—	—
L4 - 2.6 (156 CID)								
1989-87	Block	-	27/32"	1	555-189	—	—	—
1989-87	Block	-	28mm	4	555-117	—	—	570-005
1989-87	Block	-	40.8mm	3	555-095	565-095	—	570-009
1989-87	Block	-	50mm	3	555-094	—	—	570-012
1989-87	Block Pipe	-	1/4" Pipe	1	090-122	—	—	—
1989-87	Block Pipe	-	1/8" Pipe	1	090-117	—	—	—
1989-87	Block Pipe	-	3/8" Pipe	1	090-130	—	—	—
1989-87	Cylinder Head	-	40.8mm	1	555-095	565-095	—	570-009
1989-87	Cylinder Head Pipe	-	1/16" Pipe	1	090-073	—	—	—
1989-87	Cylinder Head Pipe	-	1/4" Pipe	1	090-123	—	—	—
1986-79	Engine Kit	-	—	—	557-049	—	—	—
1986-79	Block	-	27/32"	1	555-189	—	—	—
1986-79	Block	-	28mm	4	555-117	—	—	570-005
1986-79	Block	-	40.8mm	3	555-095	565-095	—	570-009
1986-79	Block	-	50mm	3	555-094	—	—	570-012
1986-79	Block Pipe	-	1/4" Pipe	1	090-075	—	—	—
1986-79	Cylinder Head	-	40.8mm	1	555-095	565-095	—	570-009
1986-79	Cylinder Head Pipe	-	1/16" Pipe	1	090-073	—	—	—
1986-79	Cylinder Head Pipe	-	1/4" Pipe	1	090-075	—	—	—
1986-79	Oil Gallery Pipe	-	1/8" Pipe	1	090-074	—	—	—
1986-79	Oil Gallery Pipe	-	3/8" Pipe	1	090-028	—	—	—
L6 - 3.2 (198 CID)								
1971-70	Engine Kit	-	—	—	557-015	567-015	—	—
1971-70	Block	-	1-41/64"	5	555-068	565-068	—	570-010
1971-70	Block (.065 OS)	-	1-45/64" SC	AR	555-033	565-033	—	570-010
1971-70	Camshaft	-	2-9/64"	1	555-065	—	—	570-016
1971-70	Oil Gallery Pipe	-	3/8" Pipe	2	090-028	—	—	—
1971-70	Rocker Arm Shaft	-	39/64"	4	555-067	—	—	—
L6 - 3.7 (225 CID)								
1987-82	Engine Kit	-	—	—	557-015	567-015	—	—
1987-82	Block	-	1-5/8"	5	555-030	565-030	568-010	570-009
1987-82	Camshaft	-	2-9/64"	1	555-065	—	—	570-016
1987-82	Cylinder Head	-	39/64"	2	555-067	—	—	—
1987-82	Oil Gallery Pipe	-	3/8" Pipe	2	090-028	—	—	—
1987-82	Rocker Arm Shaft	-	39/64"	4	555-067	—	—	—
1981-78	Engine Kit	-	—	—	557-015	567-015	—	—
1981-78	Block	-	1-41/64"	5	555-068	565-068	—	570-010
1981-78	Camshaft	-	2-9/64"	1	555-065	—	—	570-016
1981-78	Oil Gallery Pipe	-	3/8" Pipe	2	090-028	—	—	—
1981-78	Rocker Arm Shaft	-	39/64"	4	555-067	—	—	—
1977-63	Engine Kit	-	—	—	557-015	567-015	—	—
1977-63	Block	-	1-41/64"	5	555-068	565-068	—	570-010
1977-63	Block (.065 OS)	-	1-45/64" SC	AR	555-033	565-033	—	570-010
1977-63	Camshaft	-	2-9/64"	1	555-065	—	—	570-016
1977-63	Oil Gallery Pipe	-	3/8" Pipe	2	090-028	—	—	—
1977-63	Rocker Arm Shaft	-	39/64"	4	555-067	—	—	—
L6 - 5.9 (360 CID)								
2005-97	Block	Diesel	1" SC	4	555-018	565-018	—	570-005
2005-97	Block	Diesel	1-1/4" SC	2	555-024	565-024	568-007	570-006
2005-97	Block	Diesel	1-47/64"	2	550-042	—	—	—
2005-97	Block	Diesel	2-9/32"	5	555-160	—	—	—

Expansion Plug Applications



Make/ Engine/Years	Location	Description	Size	Qty	Dorman Steel	Dorman Brass	Dorman Copper	Dorman Rubber
DODGE & PLYMOUTH TRUCK (continued)								
L6 - 5.9 (360 CID) (continued)								
2005-97	Block	Diesel	3/8"	6	555-115	—	—	—
2005-97	Block	Diesel	45/64"	3	555-082	—	—	—
2005-97	Cylinder Head	Diesel	1" SC	14	555-018	565-018	—	570-005
2005-97	Cylinder Head	Diesel	3/8"	7	555-115	—	—	—
2005-97	Cylinder Head	Diesel	51/64"	5	555-140	—	—	—
1996-88	Block	Diesel	1" SC	4	555-018	565-018	—	570-005
1996-88	Block	Diesel	1-1/4" SC	1	555-024	565-024	568-007	570-006
1996-88	Block	Diesel	1-31/32" SC	1	555-042	—	—	570-012
1996-88	Block	Diesel	2-9/32"	6	555-160	—	—	—
1996-88	Block	Diesel	3/8"	2	555-115	—	—	—
1996-88	Block	Diesel	45/64"	3	555-082	—	—	—
1996-88	Block	Diesel	7/8"	1	555-014	565-014	—	570-004
1996-88	Block Pipe	Diesel	1/2" Pipe	1	090-092	—	—	—
1996-88	Block Pipe	Diesel	1/8" Pipe	2	090-070	—	—	—
1996-88	Cylinder Head	Diesel	1" SC	5	555-018	565-018	—	570-005
1996-88	Cylinder Head	Diesel	5/16"	12	555-133	—	—	—
1996-88	Cylinder Head	Diesel	51/64"	5	555-140	—	—	—
1996-88	Cylinder Head Pipe	Diesel	1/2" Pipe	5	090-092	—	—	—
1996-88	Cylinder Head Pipe	Diesel	1/8" Pipe	2	090-046	—	—	—
1996-88	Cylinder Head Pipe	Diesel	1/8" Pipe	2	090-070	—	—	—
1996-88	Cylinder Head Pipe	Diesel	3/4" Pipe	1	090-129	—	—	—
V10 - 8.0 (488 CID)								
2003-94	Block	-	1" SC	AR	555-018	565-018	—	570-005
2003-94	Block	-	1-41/64"	AR	555-149	—	—	—
2003-94	Block Pipe	-	1/8" Pipe	1	090-125	—	—	—
2003-94	Cylinder Head	-	1" SC	2	555-018	565-018	—	570-005
2003-94	Cylinder Head	-	1-1/4" SC	1	555-024	565-024	568-007	570-006
2003-94	Intake Manifold	-	1-33/64"	4	555-147	—	—	—
V6 - 3.0 (2972cc)								
1991-89	Block	Raider, Ram 50 Pickup	1" SC	5	555-091	—	—	570-004
1991-89	Block	Raider, Ram 50 Pickup	35mm	2	555-093	565-093	—	570-007
1991-89	Block	Raider, Ram 50 Pickup	41.5mm	1	555-087	—	—	570-009
1991-89	Block Pipe	Raider, Ram 50 Pickup	1/4" Pipe	2	090-122	—	—	—
1991-89	Block Pipe	Raider, Ram 50 Pickup	1/8" Pipe	1	090-128	—	—	—
1991-89	Block Pipe	Raider, Ram 50 Pickup	3/8" Pipe	3	090-130	—	—	—
1991-89	Cylinder Head	Raider, Ram 50 Pickup	35mm	2	555-093	565-093	—	570-007
1991-89	Cylinder Head Pipe	Raider, Ram 50 Pickup	1/16" Pipe	2	090-073	—	—	—
1991-89	Cylinder Head Pipe	Raider, Ram 50 Pickup	1/4" Pipe	2	090-123	—	—	—
V6 - 3.9 (239 CID)								
2003-94	Engine Kit	-	-	-	557-116	567-116	—	—
2003-94	Block	-	1-1/4" SC	1	555-024	565-024	568-007	570-006
2003-94	Block	-	1-41/64"	AR	555-149	—	—	—
2003-94	Block (.065 OS)	-	1-11/16"	AR	555-151	—	—	—
2003-94	Cylinder Head	-	1-1/4" SC	4	555-024	565-024	568-007	570-006
1993-90	Engine Kit	-	-	-	557-116	567-116	—	—
1993-90	Block	-	1-1/4" SC	1	555-024	565-024	568-007	570-006
1993-90	Block	-	1-5/8"	7	555-030	565-030	568-010	570-009
1993-90	Block (.065 OS)	-	1-11/16"	AR	555-151	—	—	—
1993-90	Cylinder Head	-	1-1/4" SC	4	555-024	565-024	568-007	570-006
1989-87	Engine Kit	-	-	-	557-116	567-116	—	—
1989-87	Block	-	1-5/8"	7	555-030	565-030	568-010	570-009
1989-87	Block (.065 OS)	-	1-45/64"	AR	555-032	565-032	—	570-010
1989-87	Cylinder Head	-	1-1/4" SC	4	555-024	565-024	568-007	570-006
V8 - 4.2 (255 CID)								
1975	Engine Kit	-	-	-	557-015	567-015	—	—
1975	Block	-	1-41/64"	1	555-068	565-068	—	570-010
1975	Block (.065 OS)	-	1-45/64" SC	1	555-033	565-033	—	570-010
1975	Camshaft	-	2-9/64"	1	555-065	—	—	570-016
1975	Oil Gallery Pipe	-	3/8" Pipe	2	090-028	—	—	—
1975	Rocker Arm Shaft	-	39/64"	4	555-067	—	—	—
V8 - 4.7 (285 CID) - N								
2005-00	Block	-	1-3/8"	10	555-025	565-025	568-008	570-007
2005-00	Block	-	45/64"	1	555-082	—	—	—
2005-00	Cylinder Head	-	1-1/4" SC	2	555-024	565-024	568-007	570-006
2005-00	Cylinder Head	-	7/16" SC	1	555-003	—	—	—
V8 - 5.2 (318 CID)								
2003-92	Engine Kit	-	-	-	557-079	—	—	—
2003-92	Block	-	1-1/4" SC	1	555-024	565-024	568-007	570-006
2003-92	Block	-	1-11/16"	AR	555-151	—	—	—
2003-92	Block	-	1-41/64"	9	555-149	—	—	—
2003-92	Camshaft	-	1-57/64"	1	555-123	—	—	570-011
2003-92	Camshaft	-	1-7/8"	1	550-027	—	—	570-012
2003-92	Cylinder Head	-	1-1/4" SC	4	555-024	565-024	568-007	570-006
2003-92	Oil Gallery-LH	-	14.98mm H	1	555-114	—	—	—
2003-92	Oil Gallery-RH	-	9/16"	1	555-135	—	—	—
1991-90	Engine Kit	-	-	-	557-014	567-014	—	—
1991-90	Block	-	1-1/4" SC	1	555-024	565-024	568-007	570-006
1991-90	Block	-	1-11/16"	AR	555-151	—	—	—
1991-90	Block	-	1-5/8"	9	555-030	565-030	568-010	570-009
1991-90	Block Pipe	-	1/2" Pipe	1	090-022	—	—	—
1991-90	Block-Drain Pipe	-	1/4" Pipe	2	090-026	—	—	—

Expansion Plug Applications



Make/ Engine/Years	Location	Description	Size	Qty	Dorman Steel	Dorman Brass	Dorman Copper	Dorman Rubber
DODGE & PLYMOUTH TRUCK (continued)								
V8 - 5.2 (318 CID) (continued)								
1991-90	Camshaft	-	1-57/64"	1	555-123	—	—	570-011
1991-90	Camshaft	-	1-7/8"	1	550-027	—	—	570-012
1991-90	Cylinder Head	-	1-1/4" SC	4	555-024	565-024	568-007	570-006
1991-90	Intake Manifold Pipe	-	3/8" Pipe	AR	090-028	—	—	—
1991-90	Oil Gallery Pipe	-	1/2" Pipe	3	090-022	—	—	—
1991-90	Oil Gallery Pipe	-	1/4" Pipe	2	090-026	—	—	—
1991-90	Oil Gallery Pipe	-	3/8" Pipe	6	090-028	—	—	—
1991-90	Oil Pump Pipe	-	3/8" Pipe	1	090-028	—	—	—
1991-90	Rocker Arm Shaft	-	39/64"	4	555-067	—	—	—
1989-84	Engine Kit	-	—	—	557-014	567-014	—	—
1989-84	Block	-	1-1/4" SC	1	555-024	565-024	568-007	570-006
1989-84	Block	-	1-45/64"	AR	555-032	565-032	—	570-010
1989-84	Block	-	1-5/8"	9	555-030	565-030	568-010	570-009
1989-84	Block Pipe	-	1/2" Pipe	1	090-022	—	—	—
1989-84	Block-Drain Pipe	-	1/4" Pipe	2	090-026	—	—	—
1989-84	Camshaft	-	1-57/64"	1	555-123	—	—	570-011
1989-84	Camshaft	-	1-7/8"	1	550-027	—	—	570-012
1989-84	Cylinder Head	-	1-1/4" SC	4	555-024	565-024	568-007	570-006
1989-84	Intake Manifold Pipe	-	3/8" Pipe	AR	090-028	—	—	—
1989-84	Oil Gallery Pipe	-	1/2" Pipe	3	090-022	—	—	—
1989-84	Oil Gallery Pipe	-	1/4" Pipe	2	090-026	—	—	—
1989-84	Oil Gallery Pipe	-	3/8" Pipe	6	090-028	—	—	—
1989-84	Oil Pump Pipe	-	3/8" Pipe	1	090-028	—	—	—
1989-84	Rocker Arm Shaft	-	39/64"	4	555-067	—	—	—
1983-82	Engine Kit	-	—	—	557-014	567-014	—	—
1983-82	Block	-	1-21/64" SC	1	555-072	565-072	—	570-007
1983-82	Block	-	1-45/64"	AR	555-032	565-032	—	570-010
1983-82	Block	-	1-5/8"	9	555-030	565-030	568-010	570-009
1983-82	Block Pipe	-	1/2" Pipe	1	090-022	—	—	—
1983-82	Block-Drain Pipe	-	1/4" Pipe	2	090-026	—	—	—
1983-82	Camshaft	-	1-57/64"	1	555-123	—	—	570-011
1983-82	Camshaft	-	1-7/8"	1	550-027	—	—	570-012
1983-82	Cylinder Head	-	1-21/64" SC	4	555-072	565-072	—	570-007
1983-82	Intake Manifold Pipe	-	3/8" Pipe	AR	090-028	—	—	—
1983-82	Oil Gallery Pipe	-	1/2" Pipe	3	090-022	—	—	—
1983-82	Oil Gallery Pipe	-	1/4" Pipe	2	090-026	—	—	—
1983-82	Oil Gallery Pipe	-	3/8" Pipe	6	090-028	—	—	—
1983-82	Oil Pump Pipe	-	3/8" Pipe	1	090-028	—	—	—
1983-82	Rocker Arm Shaft	-	39/64"	4	555-067	—	—	—
1981-73	Engine Kit	-	—	—	557-014	567-014	—	—
1981-73	Block	-	1-21/64" SC	1	555-072	565-072	—	570-007
1981-73	Block	-	1-41/64"	9	555-068	565-068	—	570-010
1981-73	Block	-	1-45/64" SC	AR	555-033	565-033	—	570-010
1981-73	Block Pipe	-	1/2" Pipe	1	090-022	—	—	—
1981-73	Block-Drain Pipe	-	1/4" Pipe	2	090-026	—	—	—
1981-73	Camshaft	-	1-57/64"	1	555-123	—	—	570-011
1981-73	Camshaft	-	1-7/8"	1	550-027	—	—	570-012
1981-73	Cylinder Head	-	1-21/64" SC	4	555-072	565-072	—	570-007
1981-73	Intake Manifold Pipe	-	3/8" Pipe	AR	090-028	—	—	—
1981-73	Oil Gallery Pipe	-	1/2" Pipe	3	090-022	—	—	—
1981-73	Oil Gallery Pipe	-	1/4" Pipe	2	090-026	—	—	—
1981-73	Oil Gallery Pipe	-	3/8" Pipe	6	090-028	—	—	—
1981-73	Oil Pump Pipe	-	3/8" Pipe	1	090-028	—	—	—
1981-73	Rocker Arm Shaft	-	39/64"	4	555-067	—	—	—
1972	Engine Kit	-	—	—	557-014	567-014	—	—
1972	Block	-	1-1/4" SC	AR	555-024	565-024	568-007	570-006
1972	Block	-	1-41/64"	AR	555-068	565-068	—	570-010
1972	Block	-	1-45/64" SC	AR	555-033	565-033	—	570-010
1972	Block Pipe	-	1/2" Pipe	1	090-022	—	—	—
1972	Block-Drain Pipe	-	1/4" Pipe	2	090-026	—	—	—
1972	Camshaft	-	1-57/64"	1	555-123	—	—	570-011
1972	Camshaft	-	1-7/8"	1	550-027	—	—	570-012
1972	Intake Manifold Pipe	-	3/8" Pipe	AR	090-028	—	—	—
1972	Oil Gallery Pipe	-	1/2" Pipe	3	090-022	—	—	—
1972	Oil Gallery Pipe	-	1/4" Pipe	2	090-026	—	—	—
1972	Oil Gallery Pipe	-	3/8" Pipe	6	090-028	—	—	—
1972	Oil Pump Pipe	-	3/8" Pipe	1	090-028	—	—	—
1972	Rocker Arm Shaft	-	39/64"	4	555-067	—	—	—
1971-69	Engine Kit	-	—	—	557-014	567-014	—	—
1971-69	Block	-	1-21/64" SC	AR	555-072	565-072	—	570-007
1971-69	Block	-	1-41/64"	AR	555-068	565-068	—	570-010
1971-69	Block	-	1-45/64" SC	AR	555-033	565-033	—	570-010
1971-69	Block Pipe	-	1/2" Pipe	1	090-022	—	—	—
1971-69	Block-Drain Pipe	-	1/4" Pipe	2	090-026	—	—	—
1971-69	Camshaft	-	1-57/64"	1	555-123	—	—	570-011
1971-69	Camshaft	-	1-7/8"	1	550-027	—	—	570-012
1971-69	Cylinder Head	-	1-21/64" SC	AR	555-072	565-072	—	570-007
1971-69	Intake Manifold Pipe	-	3/8" Pipe	AR	090-028	—	—	—
1971-69	Oil Gallery Pipe	-	1/2" Pipe	3	090-022	—	—	—
1971-69	Oil Gallery Pipe	-	1/4" Pipe	2	090-026	—	—	—
1971-69	Oil Gallery Pipe	-	3/8" Pipe	6	090-028	—	—	—

Expansion Plug Applications



Make/ Engine/Years	Location	Description	Size	Qty	Dorman Steel	Dorman Brass	Dorman Copper	Dorman Rubber
DODGE & PLYMOUTH TRUCK (continued)								
V8 - 5.2 (318 CID) (continued)								
1971-69	Oil Pump Pipe	-	3/8" Pipe	1	090-028	—	—	—
1971-69	Rocker Arm Shaft	-	39/64"	4	555-067	—	—	—
V8 - 5.9 (360 CID)								
2003-93	Engine Kit	-			557-079	—	—	—
2003-93	Block	-	1-1/4" SC	1	555-024	565-024	568-007	570-006
2003-93	Block	-	1-11/16"	AR	555-151	—	—	—
2003-93	Block	-	1-41/64"	9	555-149	—	—	—
2003-93	Camshaft	-	1-57/64"	1	555-123	—	—	570-011
2003-93	Camshaft	-	1-7/8"	1	550-027	—	—	570-012
2003-93	Cylinder Head	-	1-1/4" SC	4	555-024	565-024	568-007	570-006
2003-93	Oil Gallery-LH	-	14.98mm H	1	555-114	—	—	—
2003-93	Oil Gallery-RH	-	9/16"	1	555-135	—	—	—
1992-90	Engine Kit	-			557-014	567-014	—	—
1992-90	Block	-	1-1/4" SC	1	555-024	565-024	568-007	570-006
1992-90	Block	-	1-11/16"	AR	555-151	—	—	—
1992-90	Block	-	1-5/8"	9	555-030	565-030	568-010	570-009
1992-90	Block Pipe	-	1/2" Pipe	1	090-022	—	—	—
1992-90	Block-Drain Pipe	-	1/4" Pipe	2	090-026	—	—	—
1992-90	Camshaft	-	1-57/64"	1	555-123	—	—	570-011
1992-90	Camshaft	-	1-7/8"	1	550-027	—	—	570-012
1992-90	Cylinder Head	-	1-1/4" SC	4	555-024	565-024	568-007	570-006
1992-90	Intake Manifold Pipe	-	3/8" Pipe	AR	090-028	—	—	—
1992-90	Oil Gallery Pipe	-	1/2" Pipe	3	090-022	—	—	—
1992-90	Oil Gallery Pipe	-	1/4" Pipe	2	090-026	—	—	—
1992-90	Oil Gallery Pipe	-	3/8" Pipe	6	090-028	—	—	—
1992-90	Oil Pump Pipe	-	3/8" Pipe	1	090-028	—	—	—
1992-90	Rocker Arm Shaft	-	39/64"	4	555-067	—	—	—
1989-84	Engine Kit	-			557-014	567-014	—	—
1989-84	Block	-	1-1/4" SC	1	555-024	565-024	568-007	570-006
1989-84	Block	-	1-45/64"	9	555-032	565-032	—	570-010
1989-84	Block	-	1-5/8"	9	555-030	565-030	568-010	570-009
1989-84	Block Pipe	-	1/2" Pipe	1	090-022	—	—	—
1989-84	Block-Drain Pipe	-	1/4" Pipe	2	090-026	—	—	—
1989-84	Camshaft	-	1-57/64"	1	555-123	—	—	570-011
1989-84	Camshaft	-	1-7/8"	1	550-027	—	—	570-012
1989-84	Cylinder Head	-	1-1/4" SC	4	555-024	565-024	568-007	570-006
1989-84	Intake Manifold Pipe	-	3/8" Pipe	AR	090-028	—	—	—
1989-84	Oil Gallery Pipe	-	1/2" Pipe	3	090-022	—	—	—
1989-84	Oil Gallery Pipe	-	1/4" Pipe	2	090-026	—	—	—
1989-84	Oil Gallery Pipe	-	3/8" Pipe	6	090-028	—	—	—
1989-84	Oil Pump Pipe	-	3/8" Pipe	1	090-028	—	—	—
1989-84	Rocker Arm Shaft	-	39/64"	4	555-067	—	—	—
1983-82	Engine Kit	-			557-014	567-014	—	—
1983-82	Block	-	1-21/64" SC	1	555-072	565-072	—	570-007
1983-82	Block	-	1-45/64"	AR	555-032	565-032	—	570-010
1983-82	Block	-	1-5/8"	9	555-030	565-030	568-010	570-009
1983-82	Block Pipe	-	1/2" Pipe	1	090-022	—	—	—
1983-82	Block-Drain Pipe	-	1/4" Pipe	2	090-026	—	—	—
1983-82	Camshaft	-	1-57/64"	1	555-123	—	—	570-011
1983-82	Camshaft	-	1-7/8"	1	550-027	—	—	570-012
1983-82	Cylinder Head	-	1-21/64" SC	4	555-072	565-072	—	570-007
1983-82	Intake Manifold Pipe	-	3/8" Pipe	AR	090-028	—	—	—
1983-82	Oil Gallery Pipe	-	1/2" Pipe	3	090-022	—	—	—
1983-82	Oil Gallery Pipe	-	1/4" Pipe	2	090-026	—	—	—
1983-82	Oil Gallery Pipe	-	3/8" Pipe	6	090-028	—	—	—
1983-82	Oil Pump Pipe	-	3/8" Pipe	1	090-028	—	—	—
1983-82	Rocker Arm Shaft	-	39/64"	4	555-067	—	—	—
1981-73	Engine Kit	-			557-014	567-014	—	—
1981-73	Block	-	1-21/64" SC	1	555-072	565-072	—	570-007
1981-73	Block	-	1-41/64"	9	555-068	565-068	—	570-010
1981-73	Block	-	1-45/64" SC	AR	555-033	565-033	—	570-010
1981-73	Block Pipe	-	1/2" Pipe	1	090-022	—	—	—
1981-73	Block-Drain Pipe	-	1/4" Pipe	2	090-026	—	—	—
1981-73	Camshaft	-	1-57/64"	1	555-123	—	—	570-011
1981-73	Camshaft	-	1-7/8"	1	550-027	—	—	570-012
1981-73	Cylinder Head	-	1-21/64" SC	4	555-072	565-072	—	570-007
1981-73	Intake Manifold Pipe	-	3/8" Pipe	AR	090-028	—	—	—
1981-73	Oil Gallery Pipe	-	1/2" Pipe	3	090-022	—	—	—
1981-73	Oil Gallery Pipe	-	1/4" Pipe	2	090-026	—	—	—
1981-73	Oil Gallery Pipe	-	3/8" Pipe	6	090-028	—	—	—
1981-73	Oil Pump Pipe	-	3/8" Pipe	1	090-028	—	—	—
1981-73	Rocker Arm Shaft	-	39/64"	4	555-067	—	—	—
1972	Engine Kit	-			557-014	567-014	—	—
1972	Block	-	1-1/4" SC	AR	555-024	565-024	568-007	570-006
1972	Block	-	1-41/64"	AR	555-068	565-068	—	570-010
1972	Block	-	1-45/64" SC	AR	555-033	565-033	—	570-010
1972	Block Pipe	-	1/2" Pipe	1	090-022	—	—	—
1972	Block-Drain Pipe	-	1/4" Pipe	2	090-026	—	—	—
1972	Camshaft	-	1-57/64"	1	555-123	—	—	570-011
1972	Camshaft	-	1-7/8"	1	550-027	—	—	570-012
1972	Intake Manifold Pipe	-	3/8" Pipe	AR	090-028	—	—	—

Expansion Plug Applications



Make/ Engine/Years	Location	Description	Size	Qty	Dorman Steel	Dorman Brass	Dorman Copper	Dorman Rubber
DODGE & PLYMOUTH TRUCK (continued)								
V8 - 5.9 (360 CID) (continued)								
1972	Oil Gallery Pipe	-	1/2" Pipe	3	090-022	—	—	—
1972	Oil Gallery Pipe	-	1/4" Pipe	2	090-026	—	—	—
1972	Oil Gallery Pipe	-	3/8" Pipe	6	090-028	—	—	—
1972	Oil Pump Pipe	-	3/8" Pipe	1	090-028	—	—	—
1972	Rocker Arm Shaft	-	39/64"	4	555-067	—	—	—
1971-70	Engine Kit	-			557-014	567-014	—	—
1971-70	Block	-	1-21/64" SC	AR	555-072	565-072	—	570-007
1971-70	Block	-	1-41/64"	AR	555-068	565-068	—	570-010
1971-70	Block	-	1-45/64" SC	AR	555-033	565-033	—	570-010
1971-70	Block Pipe	-	1/2" Pipe	1	090-022	—	—	—
1971-70	Block-Drain Pipe	-	1/4" Pipe	2	090-026	—	—	—
1971-70	Camshaft	-	1-57/64"	1	555-123	—	—	570-011
1971-70	Camshaft	-	1-7/8"	1	550-027	—	—	570-012
1971-70	Cylinder Head	-	1-21/64" SC	AR	555-072	565-072	—	570-007
1971-70	Intake Manifold Pipe	-	3/8" Pipe	AR	090-028	—	—	—
1971-70	Oil Gallery Pipe	-	1/2" Pipe	3	090-022	—	—	—
1971-70	Oil Gallery Pipe	-	1/4" Pipe	2	090-026	—	—	—
1971-70	Oil Gallery Pipe	-	3/8" Pipe	6	090-028	—	—	—
1971-70	Oil Pump Pipe	-	3/8" Pipe	1	090-028	—	—	—
1971-70	Rocker Arm Shaft	-	39/64"	4	555-067	—	—	—
V8 - 6.3 (383 CID)								
1971-69	Engine Kit	-			557-015	567-015	—	—
1971-69	Block	-	1-21/64" SC	AR	555-072	565-072	—	570-007
1971-69	Block	-	1-41/64"	6	555-068	565-068	—	570-010
1971-69	Block (.065 OS)	-	1-45/64" SC	AR	555-033	565-033	—	570-010
1971-69	Camshaft	-	2-9/64"	1	555-065	—	—	570-016
1971-69	Cylinder Head	-	1-21/64" SC	AR	555-072	565-072	—	570-007
1971-69	Oil Gallery Pipe	-	3/8" Pipe	8	090-028	—	—	—
1971-69	Rocker Arm Shaft	-	39/64"	4	555-067	—	—	—
V8 - 6.6 (400 CID)								
1978-72	Engine Kit	-			557-015	567-015	—	—
1978-72	Block	-	1-41/64"	9	555-068	565-068	—	570-010
1978-72	Block (.065 OS)	-	1-45/64" SC	AR	555-033	565-033	—	570-010
1978-72	Camshaft	-	2-9/64"	1	555-065	—	—	570-016
1978-72	Cylinder Head	-	1" SC	AR	555-018	565-018	—	570-005
1978-72	Cylinder Head	-	1-21/64" SC	AR	555-072	565-072	—	570-007
1978-72	Oil Gallery Pipe	-	3/8" Pipe	8	090-028	—	—	—
1978-72	Rocker Arm Shaft	-	39/64"	4	555-067	—	—	—
1971	Engine Kit	-			557-015	567-015	—	—
1971	Block	-	1-21/64" SC	AR	555-072	565-072	—	570-007
1971	Block	-	1-41/64"	6	555-068	565-068	—	570-010
1971	Block (.065 OS)	-	1-45/64" SC	AR	555-033	565-033	—	570-010
1971	Camshaft	-	2-9/64"	1	555-065	—	—	570-016
1971	Cylinder Head	-	1-21/64" SC	AR	555-072	565-072	—	570-007
1971	Oil Gallery Pipe	-	3/8" Pipe	8	090-028	—	—	—
1971	Rocker Arm Shaft	-	39/64"	4	555-067	—	—	—
V8 - 7.2 (440 CID)								
1979-77	Engine Kit	-			557-015	567-015	—	—
1979-77	Block	-	1-41/64"	9	555-068	565-068	—	570-010
1979-77	Block (.065 OS)	-	1-45/64" SC	AR	555-033	565-033	—	570-010
1979-77	Cylinder Head	-	1" SC	AR	555-018	565-018	—	570-005
1979-77	Cylinder Head	-	1-21/64" SC	AR	555-072	565-072	—	570-007
1979-77	Oil Gallery Pipe	-	3/8" Pipe	8	090-028	—	—	—
1979-77	Rocker Arm Shaft	-	39/64"	4	555-067	—	—	—
1976-74	Engine Kit	-			557-015	567-015	—	—
1976-74	Block (.065 OS)	-	1-45/64" SC	AR	555-033	565-033	—	570-010
1976-74	Camshaft	-	2-9/64"	1	555-065	—	—	570-016
1976-74	Cylinder Head	-	1" SC	AR	555-018	565-018	—	570-005
1976-74	Oil Gallery Pipe	-	3/8" Pipe	8	090-028	—	—	—
1976-74	Rocker Arm Shaft	-	39/64"	4	555-067	—	—	—
1973	Engine Kit	-			557-015	567-015	—	—
1973	Block	-	1-41/64"	9	555-068	565-068	—	570-010
1973	Block (.065 OS)	-	1-45/64" SC	AR	555-033	565-033	—	570-010
1973	Camshaft	-	2-9/64"	1	555-065	—	—	570-016
1973	Cylinder Head	-	1" SC	AR	555-018	565-018	—	570-005
1973	Cylinder Head	-	1-21/64" SC	AR	555-072	565-072	—	570-007
1973	Oil Gallery Pipe	-	3/8" Pipe	8	090-028	—	—	—
1973	Rocker Arm Shaft	-	39/64"	4	555-067	—	—	—
EAGLE								
L4 - 1.5 (1468cc)								
1996-89	Engine Kit	Summit			557-066	567-066	—	—
1996-89	Block	Summit	35mm	8	555-093	565-093	—	570-007
1996-89	Block Pipe	Summit	1/4" Pipe	1	090-122	—	—	—
1996-89	Block Pipe	Summit	3/8" Pipe	1	090-130	—	—	—
1996-89	Cylinder Head	Summit	35mm	2	555-093	565-093	—	570-007
1996-89	Cylinder Head Pipe	Summit	1/16" Pipe	4	090-073	—	—	—
1996-89	Cylinder Head Pipe	Summit	1/4" Pipe	2	090-124	—	—	—
1996-89	Cylinder Head Pipe	Summit	1/8" Pipe	2	090-117	—	—	—
L4 - 1.6 (1597cc)								
1990-89	Block	Summit	1-25/32"	1	555-156	—	—	—
1990-89	Block	Summit	35mm	7	555-093	565-093	—	570-007

Expansion Plug Applications



Make/ Engine/Years	Location	Description	Size	Qty	Dorman Steel	Dorman Brass	Dorman Copper	Dorman Rubber
EAGLE (continued)								
L4 - 1.6 (1597cc) (continued)								
1990-89	Block Pipe	Summit	1/16" Pipe	1	090-120	—	—	—
1990-89	Block Pipe	Summit	3/8" Pipe	1	090-130	—	—	—
1990-89	Cylinder Head	Summit	40.8mm	1	555-095	565-095	—	570-009
1990-89	Cylinder Head Pipe	Summit	1/8" Pipe	1	090-117	—	—	—
1990-89	Cylinder Head Pipe	Summit	1/8" Pipe	1	090-128	—	—	—
1990-89	Cylinder Head Pipe	Summit	22mm Pipe	1	090-131	—	—	—
L4 - 1.8 (1754cc)								
1994-93	Block	Talon	35mm	7	555-093	565-093	—	570-007
1994-93	Block Pipe	Talon	1/16" Pipe	1	090-120	—	—	—
1994-93	Block Pipe	Talon	1/8" Pipe	1	090-128	—	—	—
1994-93	Block Pipe	Talon	3/8" Pipe	1	090-130	—	—	—
1994-93	Cylinder Head	Talon	40.8mm	1	555-095	565-095	—	570-009
1994-93	Cylinder Head Pipe	Talon	1/16" Pipe	1	090-073	—	—	—
1994-93	Cylinder Head Pipe	Talon	1/4" Pipe	1	090-124	—	—	—
1992-90	Cylinder Head Pipe	Talon	1/4" Pipe	1	090-124	—	—	—
L4 - 1.8 (1834cc)								
1996-92	Engine Kit	Summit			557-073	567-073	—	—
1996-92	Block	Summit	35mm	9	555-093	565-093	—	570-007
1996-92	Block Pipe	Summit	1/4" Pipe	2	090-122	—	—	—
1996-92	Cylinder Head	Summit	35mm	1	555-093	565-093	—	570-007
1996-92	Cylinder Head Pipe	Summit	1/4" Pipe	1	090-124	—	—	—
L4 - 2.0 (122 CID)								
1998-95	Block	Talon, wo/Turbo	1-3/8"	4	555-025	565-025	568-008	570-007
1998-95	Block	Talon, wo/Turbo	39/64"	1	555-067	—	—	—
1998-95	Cylinder Head	Talon, wo/Turbo	1-1/4" SC	2	555-024	565-024	568-007	570-006
1998-95	Cylinder Head	Talon, wo/Turbo	7/16" SC	6	555-003	—	—	—
1998-90	Block	Talon, w/Turbo	35mm	7	555-093	565-093	—	570-007
1998-90	Block Pipe	Talon, w/Turbo	1/16" Pipe	2	090-120	—	—	—
1998-90	Block Pipe	Talon, w/Turbo	3/8" Pipe	1	090-130	—	—	—
1998-90	Cylinder Head	Talon, w/Turbo	35mm	1	555-093	565-093	—	570-007
1998-90	Cylinder Head	Talon, w/Turbo	40.8mm	2	555-095	565-095	—	570-009
1998-90	Cylinder Head Pipe	Talon, w/Turbo	1/8" Pipe	9	090-117	—	—	—
1998-90	Cylinder Head Pipe	Talon, w/Turbo	22mm Pipe	3	090-131	—	—	—
1994-90	Engine Kit	Talon, wo/Turbo			557-068	—	—	—
1994-90	Block	Talon, wo/Turbo	35mm	9	555-093	565-093	—	570-007
1994-90	Block Pipe	Talon, wo/Turbo	1/16" Pipe	2	090-120	—	—	—
1994-90	Block Pipe	Talon, wo/Turbo	3/8" Pipe	1	090-130	—	—	—
1994-90	Cylinder Head	Talon, wo/Turbo	35mm	1	555-093	565-093	—	570-007
1994-90	Cylinder Head Pipe	Talon, wo/Turbo	1/8" Pipe	9	090-117	—	—	—
1994-90	Cylinder Head Pipe	Talon, wo/Turbo	22mm Pipe	3	090-131	—	—	—
L4 - 2.2 (2163cc)								
1989-88	Block	Medallion	1-5/8"	5	555-030	565-030	568-010	570-009
1989-88	Cylinder Head	Medallion	1-1/4" SC	2	555-024	565-024	568-007	570-006
L4 - 2.4 (2351cc)								
1996-92	Block	Summit	35mm	7	555-093	565-093	—	570-007
1996-92	Block	Summit	40.8mm	2	555-095	565-095	—	570-009
1996-92	Block Pipe	Summit	1/16" Pipe	2	090-120	—	—	—
1996-92	Block Pipe	Summit	1/2" Pipe	1	090-002	—	—	—
1996-92	Block Pipe	Summit	3/8" Pipe	1	090-130	—	—	—
1996-92	Cylinder Head	Summit	35mm	2	555-093	565-093	—	570-007
1996-92	Cylinder Head Pipe	Summit	1/8" Pipe	9	090-117	—	—	—
L4 - 2.5 (150 CID)								
1988	Block	Premier	1-49/64"	3	555-152	—	—	—
1988	Cylinder Head	Premier	2"	1	555-069	565-069	568-012	570-012
L4 - 2.5 (153 CID)								
1989	Block	Premier	1-5/8"	5	555-030	565-030	568-010	570-009
1989	Block (.065 OS)	Premier	1-45/64"	1	555-032	565-032	—	570-010
1989	Block-Drain Pipe	Premier	1/4" Pipe	1	090-026	—	—	—
1989	Cylinder Head	Premier	1-1/4" SC	2	555-024	565-024	568-007	570-006
1989	Cylinder Head	Premier	1-21/64" SC	AR	555-072	565-072	—	570-007
1989	Cylinder Head (.065 OS)	Premier	45/64"	2	555-082	—	—	—
1989	Cylinder Head Pipe	Premier	3/8" Pipe	AR	090-028	—	—	—
1989	Oil Gallery-Block	Premier	39/64"	2	555-067	—	—	—
1989	Oil Gallery-Block (.065 OS)	Premier	45/64"	2	555-082	—	—	—
1989	Oil Gallery-Head	Premier	39/64"	2	555-067	—	—	—
1989	Oil Gallery-Head (.065 OS)	Premier	45/64"	2	555-082	—	—	—
V6 - 3.0 (182 CID)								
1992-88	Engine Kit	Premier			557-069	567-069	—	—
1992-88	Block	Premier	1" SC	2	555-091	—	—	570-004
1992-88	Block	Premier	14.7mm	2	555-088	—	—	—
1992-88	Block	Premier	57/64"	1	555-141	—	—	—
1992-88	Cylinder Head	Premier	1-1/16"	6	555-142	—	—	—
1992-88	Cylinder Head	Premier	1-27/64"	2	555-145	—	—	—
V6 - 3.3 (201 CID)								
1997-93	Block	Vision	1-41/64"	8	555-149	—	—	—
1997-93	Block (.065 OS)	Vision	1-11/16"	1	555-151	—	—	—
1997-93	Camshaft	Vision	2-9/32"	1	555-124	—	—	570-017
1997-93	Cylinder Head	Vision	1-1/4" SC	2	555-024	565-024	568-007	570-006
1997-93	Oil Gallery-Block	Vision	39/64"	5	555-067	—	—	—
1997-93	Oil Gallery-Block (OS)	Vision	5/8"	2	555-137	—	—	—
1997-93	Rocker Arm Shaft	Vision	39/64"	4	555-067	—	—	—

Expansion Plug Applications



Make/ Engine/Years	Location	Description	Size	Qty	Dorman Steel	Dorman Brass	Dorman Copper	Dorman Rubber
EAGLE (continued)								
V6 - 3.5 (215 CID)								
1997-93	Engine Kit	Vision			557-070	—	—	—
1997-93	Block	Vision	1-41/64"	8	555-149	—	—	—
1997-93	Block	Vision	39/64"	5	555-067	—	—	—
1997-93	Block	Vision	5/8"	8	555-137	—	—	—
1997-93	Cylinder Head	Vision	1-1/4" SC	2	555-024	565-024	568-007	570-006
1997-93	Rocker Arm Shaft	Vision	7/16" SC	4	555-003	—	—	—
FIAT								
L4 - 0.9 (903cc)								
1973-65	Block	-	1-1/2"	2	555-027	565-027	—	—
1973-65	Block	-	1-1/4" SC	3	555-024	565-024	568-007	570-006
L4 - 1.3 (1290cc)								
1979-73	Block	-	1-1/2"	2	555-027	565-027	—	—
L4 - 1.4 (1438cc)								
1973-69	Block	-	1-1/2"	4	555-027	565-027	—	—
1973-69	Block	-	1-3/4"	1	555-083	—	—	570-011
1973-69	Block	-	29/32" (0.914")	1	555-113	—	—	570-004
L4 - 1.5 (1498cc)								
1980-79	Block	-	1-1/2"	2	555-027	565-027	—	—
L4 - 1.6 (1608cc)								
1974-71	Block	-	1-1/2"	4	555-027	565-027	—	—
1974-71	Block	-	1-3/4"	1	555-083	—	—	570-011
1974-71	Block	-	29/32" (0.914")	1	555-113	—	—	570-004
L4 - 1.8 (1756cc)								
1978-74	Block	-	1-1/2"	5	555-027	565-027	—	—
1978-74	Block	-	7/8"	1	555-014	565-014	—	570-004
L4 - 2.0 (1995cc)								
1983-79	Block	-	1-1/2"	5	555-027	565-027	—	—
1983-79	Block	-	29/32" (0.914")	1	555-113	—	—	570-004
FORD								
L4 - 1.3 (1295cc)								
1997-94	Block	Aspire	1-1/8"	4	555-143	—	—	—
1997-94	Block	Aspire	1-3/8"	4	555-025	565-025	568-008	570-007
1997-94	Cylinder Head	Aspire	1-1/8"	1	555-143	—	—	—
1993-88	Block	Festiva	18mm	2	555-102	565-102	—	—
1993-88	Block	Festiva	30mm	6	555-100	565-100	—	570-006
1993-88	Block	Festiva	35mm	3	555-093	565-093	—	570-007
1993-88	Cylinder Head	Festiva	30mm	6	555-100	565-100	—	570-006
1993-88	Cylinder Head	Festiva	7/16"	AR	555-002	—	—	—
L4 - 1.6 (1598cc)								
1980-78	Engine Kit	Fiesta			557-027	—	—	—
1980-78	Block	Fiesta	1-41/64"	2	555-068	565-068	—	570-010
1980-78	Block	Fiesta	2"	AR	555-069	565-069	568-012	570-012
1980-78	Camshaft	Fiesta	2"	1	555-069	565-069	568-012	570-012
1980-78	Cylinder Head	Fiesta	1-41/64"	AR	555-068	565-068	—	570-010
1980-78	Oil Gallery-Rear	Fiesta	7/16" SC	1	555-003	—	—	—
1980-78	Oil Pump Pipe	Fiesta	1/4" Pipe	1	090-026	—	—	—
1980-78	Rocker Arm Shaft	Fiesta	7/16" SC	1	555-003	—	—	—
L4 - 1.6 (98 CID)								
1985-81	Engine Kit	EXP Escort			557-052	567-052	—	—
1985-81	Block	EXP Escort	1-41/64"	3	555-068	565-068	—	570-010
1985-81	Block	EXP Escort	18mm	1	555-102	565-102	—	—
1985-81	Block	EXP Escort	2-3/16" SC	1	555-051	—	—	570-016
1985-81	Block Pipe	EXP Escort	1/4" Pipe	3	090-026	—	—	—
1985-81	Block Pipe	EXP Escort	1/8" Pipe	3	090-046	—	—	—
1985-81	Block/Head	EXP Escort	1-45/64" SC	AR	555-033	565-033	—	570-010
1985-81	Camshaft	EXP Escort	2-1/2"	1	555-055	—	—	—
1985-81	Camshaft	EXP Escort	2-1/4"	1	555-084	—	568-015	570-017
1985-81	Camshaft Passage	EXP Escort	7/8"	1	555-119	—	—	570-003
1985-81	Cylinder Head	EXP Escort	1-1/2" SC	2	555-077	565-077	—	570-008
1985-81	Cylinder Head	EXP Escort	18mm	4	555-102	565-102	—	—
1985-81	Cylinder Head	EXP Escort	39mm	2	555-121	—	—	570-009
1985-81	Cylinder Head Pipe	EXP Escort	3/8" Pipe	3	090-028	—	—	—
1985-81	Monolithic Timing Hole	EXP Escort	5/8"	1	555-010	—	—	—
1973-71	Engine Kit	Pinto			557-027	—	—	—
1973-71	Block	Pinto	1-41/64"	2	555-068	565-068	—	570-010
1973-71	Block	Pinto	2"	AR	555-069	565-069	568-012	570-012
1973-71	Block Pipe	Pinto	1/4" Pipe	1	090-026	—	—	—
1973-71	Block Pipe	Pinto	3/8" Pipe	1	090-028	—	—	—
1973-71	Camshaft	Pinto	2"	AR	555-069	565-069	568-012	570-012
1973-71	Camshaft (.060 OS)	Pinto	2-1/16" SC	AR	555-048	565-048	568-013	570-014
1973-71	Camshaft (.060 OS)	Pinto	2-1/16" SC	AR	555-073	565-073	—	570-014
1973-71	Cylinder Head	Pinto	1-41/64"	AR	555-068	565-068	—	570-010
1973-71	Oil Gallery Pipe	Pinto	1/4" Pipe	3	090-026	—	—	—
1973-71	Oil Gallery Pipe	Pinto	1/8" Pipe	1	—	490-070	—	—
1973-71	Oil Gallery-Rear	Pinto	7/16" SC	1	555-003	—	—	—
1973-71	Rocker Arm Shaft	Pinto	7/16" SC	2	555-003	—	—	—
L4 - 1.8 (110 CID)								
1996-91	Block	Escort	18mm	2	555-102	565-102	—	—
1996-91	Block	Escort	30mm	4	555-100	565-100	—	570-006
1996-91	Block	Escort	35mm	4	555-093	565-093	—	570-007
1996-91	Cylinder Head	Escort	20mm	AR	555-101	565-101	—	—

Expansion Plug Applications



Make/ Engine/Years	Location	Description	Size	Qty	Dorman Steel	Dorman Brass	Dorman Copper	Dorman Rubber
FORD (continued)								
L4 - 1.9 (116 CID)								
1996-91	Engine Kit	Escort			557-052	567-052	—	—
1996-91	Block	Escort	1-3/8"	4	555-025	565-025	568-008	570-007
1996-91	Block	Escort	18mm	1	555-102	565-102	—	—
1996-91	Block	Escort	2-3/16" SC	1	555-051	—	—	570-016
1996-91	Block Pipe	Escort	1/4" Pipe	3	090-026	—	—	—
1996-91	Block Pipe	Escort	1/8" Pipe	3	090-046	—	—	—
1996-91	Camshaft Passage	Escort	7/8"	1	555-119	—	—	570-003
1996-91	Cylinder Head	Escort	1-1/2" SC	2	555-077	565-077	—	570-008
1996-91	Cylinder Head	Escort	18mm	AR	555-102	565-102	—	—
1996-91	Cylinder Head	Escort	39mm	AR	555-121	—	—	570-009
1996-91	Cylinder Head Pipe	Escort	3/8" Pipe	3	090-028	—	—	—
1990-85	Engine Kit	Escort			557-052	567-052	—	—
1990-85	Block	Escort	1-41/64"	3	555-068	565-068	—	570-010
1990-85	Block	Escort	18mm	1	555-102	565-102	—	—
1990-85	Block	Escort	2-3/16" SC	1	555-051	—	—	570-016
1990-85	Block Pipe	Escort	1/4" Pipe	3	090-026	—	—	—
1990-85	Block Pipe	Escort	1/8" Pipe	3	090-046	—	—	—
1990-85	Block/Head	Escort	1-45/64" SC	1	555-033	565-033	—	570-010
1990-85	Camshaft	Escort	2-1/2"	1	555-055	—	—	—
1990-85	Camshaft	Escort	2-1/4"	1	555-084	—	568-015	570-017
1990-85	Camshaft Passage	Escort	7/8"	1	555-119	—	—	570-003
1990-85	Cylinder Head	Escort	1-1/2" SC	2	555-077	565-077	—	570-008
1990-85	Cylinder Head	Escort	18mm	AR	555-102	565-102	—	—
1990-85	Cylinder Head	Escort	39mm	AR	555-121	—	—	570-009
1990-85	Cylinder Head Pipe	Escort	3/8" Pipe	3	090-028	—	—	—
1990-85	Monolithic Timing Hole	Escort	5/8"	1	555-010	—	—	—
L4 - 2.0 (122 CID)								
2000-95	Engine Kit	Contour			557-085	—	—	—
2000-95	Block	Contour	1-3/8"	4	555-025	565-025	568-008	570-007
2000-95	Block	Contour	2-3/16" SC	1	555-051	—	—	570-016
2000-95	Cylinder Head	Contour	1-7/16"	1	555-146	—	—	—
2000-95	Cylinder Head Pipe	Contour	3/8" Pipe	2	090-028	—	—	—
1999-97	Block	Escort	1-3/8"	4	555-025	565-025	568-008	570-007
1999-97	Block	Escort	18mm	4	555-102	565-102	—	—
1999-97	Block	Escort	2-3/16" SC	1	555-051	—	—	570-016
1999-97	Cylinder Head	Escort	1-1/2" SC	2	555-077	565-077	—	570-008
1999-97	Cylinder Head	Escort	18mm	4	555-102	565-102	—	—
1999-97	Cylinder Head	Escort	39mm	AR	555-121	—	—	570-009
1999-97	Intake Manifold	Escort	1-1/4" SC	1	555-024	565-024	568-007	570-006
1997-93	Engine Kit	Probe			557-086	—	—	—
1997-93	Block	Probe	18mm	2	555-102	565-102	—	—
1997-93	Block	Probe	30mm	9	555-100	565-100	—	570-006
1997-93	Block	Probe	35mm	1	555-093	565-093	—	570-007
1997-93	Cylinder Head	Probe	30mm	1	555-100	565-100	—	570-006
1997-93	Cylinder Head Pipe	Probe	3/4" Pipe	1	090-072	—	—	—
1997-93	Cylinder Head-Rear	Probe	11/16"	2	555-138	—	—	—
1987-84	Block	Diesel	1" SC	2	555-091	—	—	570-004
1987-84	Block	Diesel	30mm	6	555-100	565-100	—	570-006
1987-84	Block	Diesel	35mm	1	555-093	565-093	—	570-007
1987-84	Block	Diesel	40.8mm	5	555-095	565-095	—	570-009
1987-84	Cylinder Head	Diesel	1" SC	2	555-091	—	—	570-004
1987-84	Cylinder Head	Diesel	18mm	2	555-102	565-102	—	—
1987-84	Cylinder Head	Diesel	30mm	6	555-100	565-100	—	570-006
1987-84	Cylinder Head	Diesel	7/16"	4	555-002	—	—	—
1987-84	Intake Manifold	Diesel	1" SC	1	555-091	—	—	570-004
1974-71	Engine Kit	Pinto			557-028	567-028	—	—
1974-71	Block	Pinto	1-29/32" SC	1	555-039	565-039	—	570-012
1974-71	Block-Rear	Pinto	2-1/16" SC	1	555-048	565-048	568-013	570-014
1974-71	Block-Rear	Pinto	2-1/16" SC	1	555-073	565-073	—	570-014
1974-71	Block-Rear (.060 OS)	Pinto	2-1/8" SC	1	555-070	—	—	570-016
1974-71	Block-RH	Pinto	1-1/2" SC	AR	555-077	565-077	—	570-008
1974-71	Block-RH (.065 OS)	Pinto	1-9/16"	AR	555-029	565-029	—	570-009
1974-71	Cylinder Head-Rear	Pinto	1-1/2" SC	AR	555-077	565-077	—	570-008
1974-71	Cylinder Head-Rear (.065 OS)	Pinto	1-9/16"	AR	555-029	565-029	—	570-009
1974-71	Oil Gallery	Pinto	9/16"	1	555-008	565-008	—	—
1974-71	Oil Gallery-Front	Pinto	7/16" SC	1	555-003	—	—	—
1974-71	Rocker Arm Shaft	Pinto	7/16" SC	1	555-003	—	—	—
L4 - 2.0 (122 CID) - 3								
2005-00	Block	Escort, Focus	1-3/8"	4	555-025	565-025	568-008	570-007
2005-00	Block	Escort, Focus	2-3/16" SC	1	555-051	—	—	570-016
2005-00	Cylinder Head	Escort, Focus	1-7/16"	1	555-146	—	—	—
2005-00	Cylinder Head Pipe	Escort, Focus	3/8" Pipe	2	090-028	—	—	—
L4 - 2.0 (122 CID) - P								
2005-00	Block	Escort, Focus	1-3/8"	4	555-025	565-025	568-008	570-007
2005-00	Block	Escort, Focus	18mm	4	555-102	565-102	—	—
2005-00	Block	Escort, Focus	2-3/16" SC	1	555-051	—	—	570-016
2005-00	Cylinder Head	Escort, Focus	1-1/2" SC	2	555-077	565-077	—	570-008
2005-00	Cylinder Head	Escort, Focus	18mm	4	555-102	565-102	—	—
2005-00	Cylinder Head	Escort, Focus	39mm	AR	555-121	—	—	570-009
2005-00	Intake Manifold	Escort, Focus	1-1/4" SC	1	555-024	565-024	568-007	570-006

Expansion Plug Applications



Make/ Engine/Years	Location	Description	Size	Qty	Dorman Steel	Dorman Brass	Dorman Copper	Dorman Rubber
FORD (continued)								
L4 - 2.2 (133 CID)								
1992-89	Block	Probe	1" SC	2	555-091	—	—	570-004
1992-89	Block	Probe	18mm	2	555-102	565-102	—	—
1992-89	Block	Probe	35mm	1	555-093	565-093	—	570-007
1992-89	Block	Probe	40.8mm	1	555-095	565-095	—	570-009
1992-89	Block-Front	Probe	30mm	AR	555-100	565-100	—	570-006
L4 - 2.3 (140 CID)								
1994-84	Engine Kit	Exc.Tempo (HSC)			557-029	567-029	—	—
1994-84	Engine Kit	Tempo (HSC)			557-058	567-058	—	—
1994-84	Block	Tempo (HSC)	1-49/64" SC	4	555-037	565-037	—	570-011
1994-84	Block	Tempo (HSC)	2-3/16" SC	1	555-051	—	—	570-016
1994-84	Block Pipe	Exc.Tempo (HSC)	1/4" Pipe	AR	090-026	—	—	—
1994-84	Block Pipe	Exc.Tempo (HSC)	3/8" Pipe	AR	090-028	—	—	—
1994-84	Block Pipe	Tempo (HSC)	1/4" Pipe	AR	090-026	—	—	—
1994-84	Block Pipe	Tempo (HSC)	5/8" x 18 Pipe	2	090-047	—	—	—
1994-84	Block-Rear	Exc.Tempo (HSC)	2-1/16" SC	1	555-048	565-048	568-013	570-014
1994-84	Block-Rear	Exc.Tempo (HSC)	2-1/16" SC	1	555-073	565-073	—	570-014
1994-84	Block-Rear (.060 OS)	Exc.Tempo (HSC)	2-1/8" SC	1	555-070	—	—	570-016
1994-84	Block-Side	Tempo (HSC)	1-49/64" 4		555-036	565-036	—	570-011
1994-84	Block/Head	Exc.Tempo (HSC)	1-1/2" SC	4	555-077	565-077	—	570-008
1994-84	Block/Head (.060 OS)	Exc.Tempo (HSC)	1-9/16"	4	555-029	565-029	—	570-009
1994-84	Block/Head Pipe	Tempo (HSC)	3/4" Pipe	5	090-072	—	—	—
1994-84	Camshaft	Tempo (HSC)	2-1/4"	1	555-111	—	—	570-016
1994-84	Cylinder Head Pipe	Exc.Tempo (HSC)	1/4" Pipe	3	090-026	—	—	—
1994-84	Cylinder Head Pipe	Tempo (HSC)	3/8" Pipe	3	090-028	—	—	—
1994-84	Cylinder Head-Rear	Tempo (HSC)	1-1/2" SC	4	555-077	565-077	—	570-008
1994-84	Monolithic Timing Hole	Exc.Tempo (HSC)	5/8"	4	555-010	—	—	—
1987-85	Block Pipe	Diesel	1/4" Pipe	AR	090-026	—	—	—
1987-85	Block Pipe	Diesel	3/8" Pipe	AR	090-028	—	—	—
1987-85	Block Pipe	Gas	1/4" Pipe	AR	090-026	—	—	—
1987-85	Block Pipe	Gas	3/8" Pipe	AR	090-028	—	—	—
1987-85	Cylinder Head Pipe	Diesel	1/4" Pipe	3	090-026	—	—	—
1987-85	Cylinder Head Pipe	Gas	1/4" Pipe	3	090-026	—	—	—
1983-74	Engine Kit	-			557-029	567-029	—	—
1983-74	Block Pipe	-	1/4" Pipe	AR	090-026	—	—	—
1983-74	Block Pipe	-	3/8" Pipe	AR	090-028	—	—	—
1983-74	Block-Rear	-	2-1/16" SC	1	555-048	565-048	568-013	570-014
1983-74	Block-Rear	-	2-1/16" SC	1	555-073	565-073	—	570-014
1983-74	Block-Rear (.060 OS)	-	2-1/8" SC	1	555-070	—	—	570-016
1983-74	Block/Head	-	1-1/2" SC	4	555-077	565-077	—	570-008
1983-74	Block/Head (.060 OS)	-	1-9/16"	4	555-029	565-029	—	570-009
1983-74	Cylinder Head Pipe	-	1/4" Pipe	3	090-026	—	—	—
1983-74	Turbo Oil Cooler Passage	-	5/8"	1	555-010	—	—	—
1982-77	Block Pipe	Courier	1/4" Pipe	AR	090-026	—	—	—
1982-77	Block Pipe	Courier	3/8" Pipe	AR	090-028	—	—	—
1982-77	Cylinder Head Pipe	Courier	1/4" Pipe	3	090-026	—	—	—
L4 - 2.5 (153 CID)								
1990-86	Engine Kit	-			557-058	567-058	—	—
1990-86	Block	-	1-49/64" SC	4	555-037	565-037	—	570-011
1990-86	Block	-	2-3/16" SC	1	555-051	—	—	570-016
1990-86	Block Pipe	-	1/4" Pipe	AR	090-026	—	—	—
1990-86	Block Pipe	-	5/8" x 18 Pipe	2	090-047	—	—	—
1990-86	Block-Side	-	1-49/64" 4		555-036	565-036	—	570-011
1990-86	Block/Head Pipe	-	3/4" Pipe	5	090-072	—	—	—
1990-86	Camshaft	-	2-1/4"	1	555-111	—	—	570-016
1990-86	Cylinder Head Pipe	-	3/8" Pipe	3	090-028	—	—	—
1990-86	Cylinder Head-Rear	-	1-1/2" SC	1	555-077	565-077	—	570-008
L6 - 2.8 (170 CID)								
1972-61	Engine Kit	-			557-006	567-006	—	—
1972-61	Block	-	2-1/16" SC	2	555-048	565-048	568-013	570-014
1972-61	Block	-	2-1/16" SC	2	555-073	565-073	—	570-014
1972-61	Block (.060 OS)	-	2-1/8" SC	2	555-070	—	—	570-016
1972-61	Block/Head	-	1" SC	6	555-018	565-018	—	570-005
1972-61	Block/Head	-	1-49/64" 6		555-036	565-036	—	570-011
1972-61	Block/Head (.060 OS)	-	1-53/64" 6		555-083	—	—	570-011
1972-61	Camshaft	-	2-1/16" SC	2	555-048	565-048	568-013	570-014
1972-61	Camshaft	-	2-1/16" SC	2	555-073	565-073	—	570-014
1972-61	Camshaft (.060 OS)	-	2-1/8" SC	2	555-070	—	—	570-016
1972-61	Dipstick Hole	-	3/8"	1	555-115	—	—	—
1972-61	Intake Manifold	-	1" SC	6	555-018	565-018	—	570-005
1972-61	Intake Manifold (.060 OS)	-	1-53/64" 6		555-083	—	—	570-011
1972-61	Oil Gallery Pipe	-	1/4" Pipe	2	090-026	—	—	—
1972-61	Oil Pump Relief Valve	-	19/32" SC	2	555-060	—	—	—
1972-61	Rocker Arm Shaft	-	17/32" SC	2	555-007	—	—	—
L6 - 3.3 (200 CID)								
1983-64	Engine Kit	-			557-006	567-006	—	—
1983-64	Block	-	2-1/16" SC	2	555-048	565-048	568-013	570-014
1983-64	Block	-	2-1/16" SC	2	555-073	565-073	—	570-014
1983-64	Block (.060 OS)	-	2-1/8" SC	2	555-070	—	—	570-016
1983-64	Block/Head	-	1" SC	6	555-018	565-018	—	570-005
1983-64	Block/Head	-	1-49/64" 6		555-036	565-036	—	570-011
1983-64	Block/Head (.060 OS)	-	1-53/64" 6		555-083	—	—	570-011

Expansion Plug Applications



Make/ Engine/Years	Location	Description	Size	Qty	Dorman Steel	Dorman Brass	Dorman Copper	Dorman Rubber
FORD (continued)								
L6 - 3.3 (200 CID) (continued)								
1983-64	Camshaft	-	2-1/16" SC	2	555-048	565-048	568-013	570-014
1983-64	Camshaft	-	2-1/16" SC	2	555-073	565-073	—	570-014
1983-64	Camshaft (.060 OS)	-	2-1/8" SC	2	555-070	—	—	570-016
1983-64	Dipstick Hole	-	3/8"	1	555-115	—	—	—
1983-64	Intake Manifold	-	1" SC	6	555-018	565-018	—	570-005
1983-64	Intake Manifold (.060 OS)	-	1-53/64"	6	555-083	—	—	570-011
1983-64	Oil Gallery	-	29/64" SC	1	555-004	565-004	—	—
1983-64	Oil Gallery Pipe	-	1/4" Pipe	2	090-026	—	—	—
1983-64	Oil Pump Relief Valve	-	19/32" SC	2	555-060	—	—	—
1983-64	Rocker Arm Shaft	-	17/32" SC	2	555-007	—	—	—
L6 - 3.9 (240 CID)								
1972-65	Engine Kit	-	—	—	557-008	567-008	—	—
1972-65	Block	-	1-41/64"	AR	555-068	565-068	—	570-010
1972-65	Block	-	1/2"	1	555-074	—	—	—
1972-65	Block	-	2-1/16" SC	1	555-048	565-048	568-013	570-014
1972-65	Block	-	2-1/16" SC	1	555-073	565-073	—	570-014
1972-65	Block	-	3/8"	1	555-115	—	—	—
1972-65	Block (.060 OS)	-	2-1/8" SC	1	555-070	—	—	570-016
1972-65	Block-Drain Pipe	-	1/4" Pipe	AR	090-026	—	—	—
1972-65	Block/Head	-	1-45/64" SC	AR	555-033	565-033	—	570-010
1972-65	Camshaft	-	2-3/16" SC	1	555-051	—	—	570-016
1972-65	Camshaft (.060 OS)	-	2-1/4"	1	555-084	—	568-015	570-017
1972-65	Cylinder Head	-	1-41/64"	AR	555-068	565-068	—	570-010
1972-65	Cylinder Head	-	2-1/16" SC	1	555-048	565-048	568-013	570-014
1972-65	Cylinder Head	-	2-1/16" SC	1	555-073	565-073	—	570-014
1972-65	Cylinder Head (.060 OS)	-	2-1/8" SC	1	555-070	—	—	570-016
1972-65	Cylinder Head Pipe	-	3/4" Pipe	4	090-072	—	—	—
1972-65	Oil Gallery	-	1/4"	1	555-122	—	—	—
1972-65	Oil Gallery Pipe	-	1/4" Pipe	AR	090-026	—	—	—
1972-65	Oil Gallery Pipe	-	3/8" Pipe	2	090-028	—	—	—
1972-65	Oil Gallery Pipe	-	3/8" Pipe	2	090-019	—	—	—
1972-65	Oil Pump Relief Valve	-	41/64"	1	555-061	—	—	—
L6 - 4.1 (250 CID)								
1980-69	Engine Kit	-	—	—	557-006	567-006	—	—
1980-69	Block	-	2-1/16" SC	2	555-048	565-048	568-013	570-014
1980-69	Block	-	2-1/16" SC	2	555-073	565-073	—	570-014
1980-69	Block (.060 OS)	-	2-1/8" SC	2	555-070	—	—	570-016
1980-69	Block/Head	-	1" SC	6	555-018	565-018	—	570-005
1980-69	Block/Head	-	1-49/64"	6	555-036	565-036	—	570-011
1980-69	Block/Head (.060 OS)	-	1-53/64"	6	555-083	—	—	570-011
1980-69	Camshaft	-	2-1/16" SC	2	555-048	565-048	568-013	570-014
1980-69	Camshaft	-	2-1/16" SC	2	555-073	565-073	—	570-014
1980-69	Camshaft (.060 OS)	-	2-1/8" SC	2	555-070	—	—	570-016
1980-69	Dipstick Hole	-	3/8"	1	555-115	—	—	—
1980-69	Intake Manifold	-	1" SC	6	555-018	565-018	—	570-005
1980-69	Intake Manifold (.060 OS)	-	1-53/64"	6	555-083	—	—	570-011
1980-69	Oil Gallery	-	29/64" SC	1	555-004	565-004	—	—
1980-69	Oil Gallery Pipe	-	1/4" Pipe	2	090-026	—	—	—
1980-69	Oil Pump Relief Valve	-	51/64"	2	555-078	—	—	570-003
1980-69	Rocker Arm Shaft	-	17/32" SC	2	555-007	—	—	—
V6 - 2.5 (152 CID)								
1997-93	Cylinder Head	Probe	40.8mm	4	555-095	565-095	—	570-009
1997-93	Cylinder Head-Front	Probe	11/16"	2	555-138	—	—	—
V6 - 2.8 (171 CID)								
1979-74	Engine Kit	-	—	—	557-030	567-030	—	—
1979-74	Block	-	1-1/2" SC	AR	555-077	565-077	—	570-008
1979-74	Block (.065 OS)	-	1-9/16"	AR	555-029	565-029	—	570-009
1979-74	Block Pipe	-	1/8" Pipe	8	—	490-070	—	—
1979-74	Camshaft	-	2"	1	555-069	565-069	568-012	570-012
1979-74	Camshaft (.060 OS)	-	2-1/16" SC	AR	555-048	565-048	568-013	570-014
1979-74	Camshaft (.060 OS)	-	2-1/16" SC	AR	555-073	565-073	—	570-014
1979-74	Cylinder Head	-	1-1/2" SC	AR	555-077	565-077	—	570-008
1979-74	Cylinder Head (.065 OS)	-	1-9/16"	AR	555-029	565-029	—	570-009
1979-74	Oil Gallery Pipe	-	1/4" Pipe	2	090-026	—	—	—
1979-74	Oil Gallery Pipe	-	1/8" Pipe	1	—	490-070	—	—
V6 - 3.0 (182 CID)								
2005-86	Engine Kit	Exc.SHO Eng	—	—	557-051	567-051	—	—
2005-86	Balance Shaft	Exc.SHO Eng	2-1/4"	1	555-084	—	568-015	570-017
2005-86	Block Pipe	Exc.SHO Eng	1/4" Pipe	4	090-026	—	—	—
2005-86	Block Pipe	Exc.SHO Eng	3/8" Pipe	2	090-028	—	—	—
2005-86	Block/Head	Exc.SHO Eng	1-1/2" SC	5	555-077	565-077	—	570-008
2005-86	Block/Head	Exc.SHO Eng	1-45/64" SC	AR	555-033	565-033	—	570-010
2005-86	Block/Head (.060 OS)	Exc.SHO Eng	1-9/16"	AR	555-029	565-029	—	570-009
2005-86	Camshaft	Exc.SHO Eng	2-1/4"	1	555-111	—	—	570-016
2005-86	Cylinder Head	Exc.SHO Eng	1-1/4" SC	5	555-024	565-024	568-007	570-006
2005-86	Cylinder Head Thermactor	Exc.SHO Eng	43/64"	2	555-120	—	—	—
2005-86	Cylinder Head Thermactor (.030 OS)	Exc.SHO Eng	45/64"	AR	555-082	—	—	—
2005-86	Monolithic Timing Hole	Exc.SHO Eng	5/8"	1	555-010	—	—	—
2005-86	Oil Gallery Pipe	Exc.SHO Eng	1/4" Pipe	6	090-026	—	—	—
2005-86	Oil Gallery Pipe	Exc.SHO Eng	3/8" Pipe	AR	090-028	—	—	—
1995-86	Block	SHO Eng	35mm	6	555-093	565-093	—	570-007

Expansion Plug Applications



Make/ Engine/Years	Location	Description	Size	Qty	Dorman Steel	Dorman Brass	Dorman Copper	Dorman Rubber
FORD (continued)								
V6 - 3.0 (182 CID) (continued)								
1995-86	Block	SHO Eng	40.8mm	6	555-095	565-095	—	570-009
1995-86	Block-Drain Pipe	SHO Eng	1/4" Pipe	2	—	490-075	—	—
1995-86	Cylinder Head Pipe	SHO Eng	1/8" Pipe	6	090-065	—	—	—
1995-86	Oil Gallery Pipe	SHO Eng	1/4" Pipe	2	090-026	—	—	—
V6 - 3.2 (195 CID)								
1995-93	Engine Kit	-	-	-	557-087	567-087	—	—
1995-93	Block	-	35mm	6	555-093	565-093	—	570-007
1995-93	Block	-	40.8mm	6	555-095	565-095	—	570-009
1995-93	Block Pipe	-	1/4" Pipe	2	090-123	—	—	—
1995-93	Cylinder Head Pipe	-	1/8" Pipe	6	090-117	—	—	—
V6 - 3.8 (232 CID)								
2004-95	Engine Kit	-	-	-	557-054	—	—	—
2004-95	Block	-	1-1/2" SC	AR	555-077	565-077	—	570-008
2004-95	Block	-	1-41/64"	AR	555-068	565-068	—	570-010
2004-95	Block (.060 OS)	-	1-9/16"	AR	555-029	565-029	—	570-009
2004-95	Block Pipe	-	1/4" Pipe	4	090-026	—	—	—
2004-95	Block Pipe	-	3/8" Pipe	AR	090-028	—	—	—
2004-95	Block Pipe	-	5/8" x 18 Pipe	3	090-047	—	—	—
2004-95	Camshaft	-	1-45/64" SC	AR	555-033	565-033	—	570-010
2004-95	Cylinder Head	-	1-41/64"	2	555-068	565-068	—	570-010
2004-95	Oil Gallery Pipe	-	5/8" x 18 Pipe	3	090-047	—	—	—
1994-82	Engine Kit	-	-	-	557-054	—	—	—
1994-82	Block	-	1-1/2" SC	AR	555-077	565-077	—	570-008
1994-82	Block (.060 OS)	-	1-9/16"	AR	555-029	565-029	—	570-009
1994-82	Block Pipe	-	1/4" Pipe	4	090-026	—	—	—
1994-82	Block Pipe	-	3/8" Pipe	AR	090-028	—	—	—
1994-82	Block Pipe	-	5/8" x 18 Pipe	3	090-047	—	—	—
1994-82	Camshaft	-	1-45/64" SC	AR	555-033	565-033	—	570-010
1994-82	Cylinder Head	-	1-41/64"	2	555-068	565-068	—	570-010
1994-82	Oil Gallery Pipe	-	5/8" x 18 Pipe	3	090-047	—	—	—
V6 - 4.0 (245 CID)								
2005	Cylinder Head	-	1-9/16"	AR	555-029	565-029	—	570-009
V8 - 3.4 (207 CID)								
1999-96	Block	-	1-1/2" SC	2	555-077	565-077	—	570-008
1999	Block	-	1-1/2" SC	2	555-077	565-077	—	570-008
V8 - 4.2 (255 CID)								
1982-80	Engine Kit	-	-	-	557-009	567-009	—	—
1982-80	Block Pipe	-	3/8" Pipe	AR	090-028	—	—	—
1982-80	Block/Head	-	1-1/2" SC	AR	555-077	565-077	—	570-008
1982-80	Block/Head (.060 OS)	-	1-9/16"	AR	555-029	565-029	—	570-009
1982-80	Camshaft	-	2-1/8" SC	1	555-070	—	—	570-016
1982-80	Camshaft (.060 OS)	-	2-3/16" SC	1	555-051	—	—	570-016
1982-80	Cylinder Head Pipe	-	3/4" Pipe	7	090-072	—	—	—
1982-80	Oil Gallery	-	1/2"	3	555-074	—	—	—
1982-80	Oil Gallery Pipe	-	1/4" Pipe	5	090-026	—	—	—
1982-80	Oil Gallery Pipe	-	1/4" Pipe	AR	—	490-071	—	—
1982-80	Oil Pump Plug	-	3/4"	1	555-012	565-012	—	570-003
1982-80	Oil Pump Plug	-	41/64"	1	555-061	—	—	—
V8 - 4.6 (281 CID)								
2005-96	Block	DOHC	17/32" SC	2	555-007	—	—	—
2005-96	Block	DOHC	3/4"	1	555-012	565-012	—	570-003
2005-96	Block	SOHC	17/32" SC	2	555-007	—	—	—
2005-96	Block Pipe	DOHC	3/8" Pipe	2	090-028	—	—	—
2005-96	Block Pipe	SOHC	3/8" Pipe	2	090-028	—	—	—
2005-96	Block/Head	DOHC	1-1/2" SC	AR	555-077	565-077	—	570-008
2005-96	Block/Head	SOHC	1-1/2" SC	AR	555-077	565-077	—	570-008
2005-96	Cylinder Head	DOHC	1-1/4" SC	2	555-024	565-024	568-007	570-006
2005-96	Cylinder Head	DOHC	29/64" SC	AR	555-004	565-004	—	—
2005-96	Cylinder Head	SOHC	29/64" SC	AR	555-004	565-004	—	—
2005-96	Cylinder Head Pipe	DOHC	3/8" Pipe	6	090-028	—	—	—
2005-96	Cylinder Head Pipe	SOHC	3/8" Pipe	6	090-028	—	—	—
1995-92	Block	-	17/32" SC	2	555-007	—	—	—
1995-92	Block Pipe	-	3/8" Pipe	2	090-028	—	—	—
1995-92	Block/Head	-	1-1/2" SC	AR	555-077	565-077	—	570-008
1995-92	Cylinder Head	-	29/64" SC	AR	555-004	565-004	—	—
1995-92	Cylinder Head Pipe	-	3/8" Pipe	6	090-028	—	—	—
V8 - 5.0 (302 CID)								
1995-68	Engine Kit	-	-	-	557-009	567-009	—	—
1995-68	Block Pipe	-	3/8" Pipe	AR	090-028	—	—	—
1995-68	Block-Rear	-	3/4"	1	555-012	565-012	—	570-003
1995-68	Block/Head	-	1-1/2" SC	AR	555-077	565-077	—	570-008
1995-68	Block/Head (.060 OS)	-	1-9/16"	AR	555-029	565-029	—	570-009
1995-68	Camshaft	-	2-1/8" SC	1	555-070	—	—	570-016
1995-68	Camshaft (.060 OS)	-	2-3/16" SC	1	555-051	—	—	570-016
1995-68	Cylinder Head Pipe	-	3/4" Pipe	7	090-072	—	—	—
1995-68	Oil Gallery	-	1/2"	3	555-074	—	—	—
1995-68	Oil Gallery Pipe	-	1/4" Pipe	AR	—	490-071	—	—
1995-68	Oil Gallery Pipe	-	1/4" Pipe	5	090-026	—	—	—
1995-68	Oil Pump Plug	-	3/4"	1	555-012	565-012	—	570-003
1995-68	Oil Pump Plug	-	41/64"	1	555-061	—	—	—

Expansion Plug Applications



Make/ Engine/Years	Location	Description	Size	Qty	Dorman Steel	Dorman Brass	Dorman Copper	Dorman Rubber
FORD (continued)								
V8 - 5.8 (351C)								
1974-69	Engine Kit	-			557-010	567-010	—	—
1974-69	Block	-	1-1/2" SC	6	555-077	565-077	—	570-008
1974-69	Block (.060 OS)	-	1-49/64"	6	555-036	565-036	—	570-011
1974-69	Block Pipe	-	5/8" x 18 Pipe	2	090-047	—	—	—
1974-69	Camshaft	-	2-1/4"	1	555-084	—	568-015	570-017
1974-69	Cylinder Head	-	1-1/2" SC	6	555-077	565-077	—	570-008
1974-69	Oil Gallery	-	1/2"	2	555-074	—	—	—
1974-69	Oil Gallery Pipe	-	3/8" Pipe	3	090-028	—	—	—
1974-69	Thermactor Holes	-	1/2"	2	555-074	—	—	—
V8 - 5.8 (351M)								
1982-75	Engine Kit	-			557-010	567-010	—	—
1982-75	Block	-	1-1/2" SC	6	555-077	565-077	—	570-008
1982-75	Block (.060 OS)	-	1-49/64"	6	555-036	565-036	—	570-011
1982-75	Block Pipe	-	5/8" x 18 Pipe	2	090-047	—	—	—
1982-75	Camshaft	-	2-1/4"	1	555-084	—	568-015	570-017
1982-75	Cylinder Head	-	1-1/2" SC	6	555-077	565-077	—	570-008
1982-75	Oil Gallery	-	1/2"	2	555-074	—	—	—
1982-75	Oil Gallery Pipe	-	3/8" Pipe	3	090-028	—	—	—
1982-75	Thermactor Holes	-	1/2"	2	555-074	—	—	—
V8 - 5.8 (351W)								
1991-69	Engine Kit	-			557-009	567-009	—	—
1991-69	Block Pipe	-	3/8" Pipe	AR	090-028	—	—	—
1991-69	Block-Rear	-	3/4"	1	555-012	565-012	—	570-003
1991-69	Block/Head	-	1-1/2" SC	AR	555-077	565-077	—	570-008
1991-69	Block/Head (.060 OS)	-	1-9/16"	AR	555-029	565-029	—	570-009
1991-69	Camshaft	-	2-1/8" SC	1	555-070	—	—	570-016
1991-69	Camshaft (.060 OS)	-	2-3/16" SC	1	555-051	—	—	570-016
1991-69	Cylinder Head Pipe	-	3/4" Pipe	7	090-072	—	—	—
1991-69	Oil Gallery	-	1/2"	3	555-074	—	—	—
1991-69	Oil Gallery Pipe	-	1/4" Pipe	5	090-026	—	—	—
1991-69	Oil Gallery Pipe	-	1/4" Pipe	AR	—	490-071	—	—
1991-69	Oil Pump Plug	-	3/4"	1	555-012	565-012	—	570-003
1991-69	Oil Pump Plug	-	41/64"	1	555-061	—	—	—
V8 - 6.4 (390 CID)								
1971-61	Engine Kit	-			557-011	567-011	—	—
1971-61	Block	-	1-1/2"	6	555-028	565-028	568-009	570-008
1971-61	Block	-	1-1/2" SC	6	555-077	565-077	—	570-008
1971-61	Block	-	1-49/64"	6	555-036	565-036	—	570-011
1971-61	Block (.060 OS)	-	1-53/64"	6	555-083	—	—	570-011
1971-61	Camshaft	-	2-3/8" SC	1	555-054	—	—	570-017
1971-61	Cylinder Head	-	1-1/2"	4	555-028	565-028	568-009	570-008
1971-61	Cylinder Head	-	1-1/2" SC	4	555-077	565-077	—	570-008
1971-61	Cylinder Head	-	1-1/4"	4	555-023	565-023	568-007	570-006
1971-61	Cylinder Head	-	1-49/64"	6	555-036	565-036	—	570-011
1971-61	Cylinder Head	-	1-49/64" SC	6	555-037	565-037	—	570-011
1971-61	Cylinder Head (.060 OS)	-	1-53/64"	6	555-083	—	—	570-011
1971-61	Dipstick Hole	-	3/8"	1	555-115	—	—	—
1971-61	Oil Gallery	-	1-31/64" SC	1	555-026	565-026	—	570-008
1971-61	Oil Gallery	-	19/32" SC	3	555-060	—	—	—
1971-61	Oil Gallery	-	29/64" SC	6	555-004	565-004	—	—
1971-61	Oil Gallery	-	5/8"	AR	555-010	—	—	—
1971-61	Oil Gallery	-	7/16" SC	AR	555-003	—	—	—
1971-61	Oil Gallery Pipe	-	1/4" Pipe	AR	090-026	—	—	—
1971-61	Rocker Arm Shaft	-	17/32" SC	4	555-007	—	—	—
V8 - 6.6 (400 CID)								
1978-71	Engine Kit	-			557-010	567-010	—	—
1978-71	Block	-	1-1/2" SC	6	555-077	565-077	—	570-008
1978-71	Block (.060 OS)	-	1-9/16"	6	555-029	565-029	—	570-009
1978-71	Block Pipe	-	5/8" x 18 Pipe	2	090-047	—	—	—
1978-71	Camshaft	-	2-1/4"	1	555-084	—	568-015	570-017
1978-71	Cylinder Head	-	1-1/2" SC	6	555-077	565-077	—	570-008
1978-71	Oil Gallery	-	1/2"	2	555-074	—	—	—
1978-71	Oil Gallery Pipe	-	3/8" Pipe	3	090-028	—	—	—
1978-71	Thermactor Holes	-	1/2"	2	555-074	—	—	—
V8 - 7.0 (428 CID)								
1970-66	Engine Kit	-			557-011	567-011	—	—
1970-66	Block	-	1-1/2"	6	555-028	565-028	568-009	570-008
1970-66	Block	-	1-1/2" SC	6	555-077	565-077	—	570-008
1970-66	Block	-	1-49/64"	6	555-036	565-036	—	570-011
1970-66	Block (.060 OS)	-	1-53/64"	6	555-083	—	—	570-011
1970-66	Camshaft	-	2-3/8" SC	1	555-054	—	—	570-017
1970-66	Cylinder Head	-	1-1/2"	4	555-028	565-028	568-009	570-008
1970-66	Cylinder Head	-	1-1/2" SC	4	555-077	565-077	—	570-008
1970-66	Cylinder Head	-	1-1/4"	AR	555-023	565-023	568-007	570-006
1970-66	Cylinder Head	-	1-49/64"	6	555-036	565-036	—	570-011
1970-66	Cylinder Head	-	1-49/64" SC	6	555-037	565-037	—	570-011
1970-66	Cylinder Head (.060 OS)	-	1-53/64"	6	555-083	—	—	570-011
1970-66	Dipstick Hole	-	3/8"	1	555-115	—	—	—
1970-66	Oil Gallery	-	1-31/64" SC	1	555-026	565-026	—	570-008
1970-66	Oil Gallery	-	19/32" SC	3	555-060	—	—	—
1970-66	Oil Gallery	-	29/64" SC	6	555-004	565-004	—	—

Expansion Plug Applications



Make/ Engine/Years	Location	Description	Size	Qty	Dorman Steel	Dorman Brass	Dorman Copper	Dorman Rubber
FORD (continued)								
V8 - 7.0 (428 CID) (continued)								
1970-66	Oil Gallery	-	5/8"	AR	555-010	—	—	—
1970-66	Oil Gallery	-	7/16" SC	AR	555-003	—	—	—
1970-66	Oil Gallery Pipe	-	1/4" Pipe	AR	090-026	—	—	—
1970-66	Rocker Arm Shaft	-	17/32" SC	4	555-007	—	—	—
V8 - 7.0 (429 CID)								
1973-68	Engine Kit	-			557-026	567-026	—	—
1973-68	Block	-	1-1/2" SC	6	555-077	565-077	—	570-008
1973-68	Block (.060 OS)	-	1-9/16"	6	555-029	565-029	—	570-009
1973-68	Camshaft	-	2-1/2"	1	555-055	—	—	—
1973-68	Cylinder Head	-	1-1/2" SC	6	555-077	565-077	—	570-008
1973-68	Cylinder Head (.060 OS)	-	1-9/16"	6	555-029	565-029	—	570-009
1973-68	Cylinder Head Pipe	-	3/4" Pipe	6	090-072	—	—	—
1973-68	Cylinder Head Thermactor	-	43/64"	2	555-120	—	—	—
1973-68	Oil Gallery	-	29/64" SC	AR	555-004	565-004	—	—
1973-68	Oil Gallery Pipe	-	1/4" Pipe	4	090-026	—	—	—
1973-68	Oil Gallery Pipe	-	3/8" Pipe	2	090-028	—	—	—
1973-68	Oil Gallery Pipe	-	3/8" Pipe	3	090-019	—	—	—
1973-68	Oil Gallery Pipe	-	5/8" x 18 Pipe	2	090-047	—	—	—
V8 - 7.5 (460 CID)								
1978-72	Cylinder Head Pipe	-	3/4" Pipe	6	090-072	—	—	—
1978-72	Engine Kit	-			557-026	567-026	—	—
1978-72	Block	-	1-1/2" SC	6	555-077	565-077	—	570-008
1978-72	Block (.060 OS)	-	1-9/16"	6	555-029	565-029	—	570-009
1978-72	Camshaft	-	2-1/2"	1	555-055	—	—	—
1978-72	Cylinder Head	-	1-1/2" SC	6	555-077	565-077	—	570-008
1978-72	Cylinder Head Pipe	-	3/4" Pipe	6	090-072	—	—	—
1978-72	Cylinder Head Thermactor	-	43/64"	2	555-120	—	—	—
1978-72	Oil Gallery	-	29/64" SC	AR	555-004	565-004	—	—
1978-72	Oil Gallery Pipe	-	1/4" Pipe	4	090-026	—	—	—
1978-72	Oil Gallery Pipe	-	3/8" Pipe	2	090-028	—	—	—
1978-72	Oil Gallery Pipe	-	5/8" x 18 Pipe	2	090-047	—	—	—
FORD TRUCK								
L4 - 1.8 (110 CID)								
1980-72	Engine Kit	Courier			557-041	567-041	—	—
1980-72	Block	Courier	1-3/8"	4	555-025	565-025	568-008	570-007
1980-72	Block	Courier	20mm	2	555-101	565-101	—	—
1980-72	Block	Courier	35mm	4	555-093	565-093	—	570-007
1980-72	Block	Courier	50mm	1	555-105	565-105	—	570-012
1980-72	Block Pipe	Courier	1/4" Pipe	AR	090-026	—	—	—
1980-72	Cylinder Head	Courier	1-3/8"	2	555-025	565-025	568-008	570-007
1980-72	Cylinder Head	Courier	35mm	2	555-093	565-093	—	570-007
L4 - 2.0 (122 CID)								
2004-01	Block	-	1-3/8"	4	555-025	565-025	568-008	570-007
2004-01	Block	-	2-3/16" SC	1	555-051	—	—	570-016
2004-01	Cylinder Head	-	1-7/16"	1	555-146	—	—	—
1989-83	Engine Kit	Ranger			557-029	567-029	—	—
1989-83	Block-Rear	Ranger	2-1/16" SC	1	555-048	565-048	568-013	570-014
1989-83	Block-Rear	Ranger	2-1/16" SC	1	555-073	565-073	—	570-014
1989-83	Block-Rear (.060 OS)	Ranger	2-1/8" SC	1	555-070	—	—	570-016
1989-83	Block/Head	Ranger	1-1/2" SC	4	555-077	565-077	—	570-008
1989-83	Block/Head (.060 OS)	Ranger	1-9/16"	1	555-029	565-029	—	570-009
1982-81	Engine Kit	Courier			557-041	567-041	—	—
1982-81	Block	Courier	1-3/8"	4	555-025	565-025	568-008	570-007
1982-81	Block	Courier	20mm	2	555-101	565-101	—	—
1982-81	Block	Courier	35mm	4	555-093	565-093	—	570-007
1982-81	Block	Courier	50mm	1	555-105	565-105	—	570-012
1982-81	Block Pipe	Courier	1/4" Pipe	AR	090-026	—	—	—
1982-81	Cylinder Head	Courier	1-3/8"	2	555-025	565-025	568-008	570-007
1982-81	Cylinder Head	Courier	35mm	2	555-093	565-093	—	570-007
L4 - 2.2 (134 CID)								
1984-83	Block	Diesel	30mm	4	555-100	565-100	—	570-006
1984-83	Block	Diesel	50mm	2	555-105	565-105	—	570-012
1984-83	Block Pipe	Diesel	1/8" Pipe	3	090-046	—	—	—
1984-83	Cylinder Head	Diesel	30mm	4	555-100	565-100	—	570-006
L4 - 2.3 (140 CID)								
1997-95	Block	-	1-1/2" SC	4	555-077	565-077	—	570-008
1997-95	Block	-	29/64" SC	1	555-004	565-004	—	—
1997-95	Block	-	53/64"	1	555-118	—	—	570-003
1997-95	Block-Rear	-	2-1/16" SC	1	555-073	565-073	—	570-014
1997-95	Block-Rear	-	2-1/16" SC	1	555-048	565-048	568-013	570-014
1997-95	Block-Rear (.060 OS)	-	2-1/8" SC	1	555-070	—	—	570-016
1997-95	Block/Head	-	1-1/2" SC	4	555-077	565-077	—	570-008
1997-95	Block/Head (.060 OS)	-	1-9/16"	4	555-029	565-029	—	570-009
1997-95	Monolithic Timing Hole	-	5/8"	4	555-010	—	—	—
1994-91	Engine Kit	-			557-029	567-029	—	—
1994-91	Block	-	1-1/2" SC	4	555-077	565-077	—	570-008
1994-91	Block Pipe	-	1/4" Pipe	AR	090-026	—	—	—
1994-91	Block Pipe	-	3/8" Pipe	AR	090-028	—	—	—
1994-91	Block-Rear	-	2-1/16" SC	1	555-073	565-073	—	570-014
1994-91	Block-Rear	-	2-1/16" SC	1	555-048	565-048	568-013	570-014
1994-91	Block-Rear (.060 OS)	-	2-1/8" SC	1	555-070	—	—	570-016

Expansion Plug Applications



Make/ Engine/Years	Location	Description	Size	Qty	Dorman Steel	Dorman Brass	Dorman Copper	Dorman Rubber
FORD TRUCK (continued)								
L4 - 2.3 (140 CID) (continued)								
1994-91	Block/Head	-	1-1/2" SC	4	555-077	565-077	—	570-008
1994-91	Block/Head (.060 OS)	-	1-9/16"	4	555-029	565-029	—	570-009
1994-91	Cylinder Head Pipe	-	1/4" Pipe	3	090-026	—	—	—
1994-91	Monolithic Timing Hole	-	5/8"	4	555-010	—	—	—
1990-88	Engine Kit	-	-	-	557-029	567-029	—	—
1990-88	Block Pipe	-	1/4" Pipe	AR	090-026	—	—	—
1990-88	Block Pipe	-	3/8" Pipe	AR	090-028	—	—	—
1990-88	Block-Rear	-	2-1/16" SC	1	555-048	565-048	568-013	570-014
1990-88	Block-Rear	-	2-1/16" SC	1	555-073	565-073	—	570-014
1990-88	Block-Rear (.060 OS)	-	2-1/8" SC	1	555-070	—	—	570-016
1990-88	Block/Head	-	1-1/2" SC	4	555-077	565-077	—	570-008
1990-88	Block/Head (.060 OS)	-	1-9/16"	4	555-029	565-029	—	570-009
1990-88	Cylinder Head Pipe	-	1/4" Pipe	3	090-026	—	—	—
1990-88	Monolithic Timing Hole	-	5/8"	4	555-010	—	—	—
1987-85	Engine Kit	Gas	-	-	557-029	567-029	—	—
1987-85	Block-Rear	Gas	2-1/16" SC	1	555-048	565-048	568-013	570-014
1987-85	Block-Rear	Gas	2-1/16" SC	1	555-073	565-073	—	570-014
1987-85	Block-Rear (.060 OS)	Gas	2-1/8" SC	1	555-070	—	—	570-016
1987-85	Block/Head	Diesel	28mm	2	555-117	—	—	570-005
1987-85	Block/Head	Diesel	40.8mm	AR	555-095	565-095	—	570-009
1987-85	Block/Head	Diesel	50mm	2	555-094	—	—	570-012
1987-85	Block/Head	Gas	1-1/2" SC	4	555-077	565-077	—	570-008
1987-85	Block/Head (.060 OS)	Gas	1-9/16"	4	555-029	565-029	—	570-009
1987-85	Monolithic Timing Hole	Gas	5/8"	4	555-010	—	—	—
1984-83	Engine Kit	-	-	-	557-029	567-029	—	—
1984-83	Block Pipe	-	1/4" Pipe	AR	090-026	—	—	—
1984-83	Block Pipe	-	3/8" Pipe	AR	090-028	—	—	—
1984-83	Block-Rear	-	2-1/16" SC	1	555-048	565-048	568-013	570-014
1984-83	Block-Rear	-	2-1/16" SC	1	555-073	565-073	—	570-014
1984-83	Block-Rear (.060 OS)	-	2-1/8" SC	1	555-070	—	—	570-016
1984-83	Block/Head	-	1-1/2" SC	4	555-077	565-077	—	570-008
1984-83	Block/Head (.060 OS)	-	1-9/16"	4	555-029	565-029	—	570-009
1984-83	Cylinder Head Pipe	-	1/4" Pipe	3	090-026	—	—	—
1984-83	Monolithic Timing Hole	-	5/8"	4	555-010	—	—	—
1982-77	Engine Kit	Courier	-	-	557-029	567-029	—	—
1982-77	Block-Rear	Courier	2-1/16" SC	1	555-073	565-073	—	570-014
1982-77	Block-Rear	Courier	2-1/16" SC	1	555-048	565-048	568-013	570-014
1982-77	Block-Rear (.060 OS)	Courier	2-1/8" SC	1	555-070	—	—	570-016
1982-77	Block/Head	Courier	1-1/2" SC	1	555-077	565-077	—	570-008
1982-77	Block/Head (.060 OS)	Courier	1-9/16"	4	555-029	565-029	—	570-009
1982-77	Monolithic Timing Hole	Courier	5/8"	1	555-010	—	—	—
L4 - 2.5 (150 CID)								
2001-98	Block	Ranger	29/64" SC	1	555-004	565-004	—	—
2001-98	Block	Ranger	3/4"	1	555-012	565-012	—	570-003
2001-98	Block	Ranger	53/64"	1	555-118	—	—	570-003
2001-98	Block/Head	Ranger	1-1/2" SC	6	555-077	565-077	—	570-008
L6 - 2.8 (170 CID)								
1972-62	Engine Kit	-	-	-	557-006	567-006	—	—
1972-62	Block	-	2-1/16" SC	2	555-048	565-048	568-013	570-014
1972-62	Block	-	2-1/16" SC	2	555-073	565-073	—	570-014
1972-62	Block (.060 OS)	-	2-1/8" SC	2	555-070	—	—	570-016
1972-62	Block/Head	-	1" SC	6	555-018	565-018	—	570-005
1972-62	Block/Head	-	1-49/64"	6	555-036	565-036	—	570-011
1972-62	Block/Head (.060 OS)	-	1-53/64"	6	555-083	—	—	570-011
1972-62	Camshaft	-	2-1/16" SC	2	555-048	565-048	568-013	570-014
1972-62	Camshaft	-	2-1/16" SC	2	555-073	565-073	—	570-014
1972-62	Camshaft (.060 OS)	-	2-1/8" SC	2	555-070	—	—	570-016
1972-62	Dipstick Hole	-	3/8"	1	555-115	—	—	—
1972-62	Intake Manifold	-	1" SC	6	555-018	565-018	—	570-005
1972-62	Intake Manifold (.060 OS)	-	1-53/64"	6	555-083	—	—	570-011
1972-62	Oil Gallery Pipe	-	1/4" Pipe	2	090-026	—	—	—
1972-62	Oil Pump Relief Valve	-	19/32" SC	2	555-060	—	—	—
1972-62	Rocker Arm Shaft	-	17/32" SC	2	555-007	—	—	—
L6 - 3.3 (200 CID)								
1974-73	Engine Kit	-	-	-	557-006	567-006	—	—
1974-73	Block	-	2-1/16" SC	2	555-048	565-048	568-013	570-014
1974-73	Block	-	2-1/16" SC	2	555-073	565-073	—	570-014
1974-73	Block (.060 OS)	-	2-1/8" SC	2	555-070	—	—	570-016
1974-73	Block/Head	-	1" SC	6	555-018	565-018	—	570-005
1974-73	Block/Head	-	1-49/64"	6	555-036	565-036	—	570-011
1974-73	Block/Head (.060 OS)	-	1-53/64"	6	555-083	—	—	570-011
1974-73	Camshaft	-	2-1/16" SC	2	555-048	565-048	568-013	570-014
1974-73	Camshaft	-	2-1/16" SC	2	555-073	565-073	—	570-014
1974-73	Camshaft (.060 OS)	-	2-1/8" SC	2	555-070	—	—	570-016
1974-73	Dipstick Hole	-	3/8"	1	555-115	—	—	—
1974-73	Intake Manifold	-	1" SC	6	555-018	565-018	—	570-005
1974-73	Intake Manifold (.060 OS)	-	1-53/64"	6	555-083	—	—	570-011
1974-73	Oil Gallery	-	29/64" SC	1	555-004	565-004	—	—
1974-73	Oil Gallery Pipe	-	1/4" Pipe	2	090-026	—	—	—
1974-73	Oil Pump Relief Valve	-	19/32" SC	2	555-060	—	—	—
1974-73	Rocker Arm Shaft	-	17/32" SC	2	555-007	—	—	—

Expansion Plug Applications



Expansion Plug Applications

88

Make/ Engine/Years	Location	Description	Size	Qty	Dorman Steel	Dorman Brass	Dorman Copper	Dorman Rubber
FORD TRUCK (continued)								
L6 - 3.9 (240 CID)								
1974-65	Engine Kit	-			557-008	567-008	—	—
1974-65	Block	-	1-41/64"	AR	555-068	565-068	—	570-010
1974-65	Block	-	1/2"	1	555-074	—	—	—
1974-65	Block	-	2-1/16" SC	1	555-048	565-048	568-013	570-014
1974-65	Block	-	2-1/16" SC	1	555-073	565-073	—	570-014
1974-65	Block	-	3/8"	1	555-115	—	—	—
1974-65	Block (.060 OS)	-	2-1/8" SC	1	555-070	—	—	570-016
1974-65	Block-Drain Pipe	-	1/4" Pipe	AR	090-026	—	—	—
1974-65	Block/Head	-	1-45/64" SC	AR	555-033	565-033	—	570-010
1974-65	Camshaft	-	2-3/16" SC	1	555-051	—	—	570-016
1974-65	Camshaft (.060 OS)	-	2-1/4"	1	555-084	—	568-015	570-017
1974-65	Cylinder Head	-	1-41/64"	AR	555-068	565-068	—	570-010
1974-65	Cylinder Head	-	2-1/16" SC	1	555-048	565-048	568-013	570-014
1974-65	Cylinder Head	-	2-1/16" SC	1	555-073	565-073	—	570-014
1974-65	Cylinder Head (.060 OS)	-	2-1/8" SC	1	555-070	—	—	570-016
1974-65	Cylinder Head Pipe	-	3/4" Pipe	4	090-072	—	—	—
1974-65	Oil Gallery	-	1/4"	1	555-122	—	—	—
1974-65	Oil Gallery Pipe	-	1/4" Pipe	AR	090-026	—	—	—
1974-65	Oil Gallery Pipe	-	3/8" Pipe	2	090-019	—	—	—
1974-65	Oil Gallery Pipe	-	3/8" Pipe	2	090-028	—	—	—
1974-65	Oil Pump Relief Valve	-	41/64"	1	555-061	—	—	—
L6 - 4.9 (300 CID)								
1996-65	Engine Kit	-			557-008	567-008	—	—
1996-65	Block	-	1-41/64"	AR	555-068	565-068	—	570-010
1996-65	Block	-	1/2"	1	555-074	—	—	—
1996-65	Block	-	2-1/16" SC	1	555-048	565-048	568-013	570-014
1996-65	Block	-	2-1/16" SC	1	555-073	565-073	—	570-014
1996-65	Block	-	3/8"	1	555-115	—	—	—
1996-65	Block (.060 OS)	-	2-1/8" SC	1	555-070	—	—	570-016
1996-65	Block-Drain Pipe	-	1/4" Pipe	AR	090-026	—	—	—
1996-65	Block/Head	-	1-45/64" SC	AR	555-033	565-033	—	570-010
1996-65	Camshaft	-	2-3/16" SC	1	555-051	—	—	570-016
1996-65	Camshaft (.060 OS)	-	2-1/4"	1	555-084	—	568-015	570-017
1996-65	Cylinder Head	-	1-41/64"	AR	555-068	565-068	—	570-010
1996-65	Cylinder Head	-	2-1/16" SC	1	555-048	565-048	568-013	570-014
1996-65	Cylinder Head	-	2-1/16" SC	1	555-073	565-073	—	570-014
1996-65	Cylinder Head (.060 OS)	-	2-1/8" SC	1	555-070	—	—	570-016
1996-65	Cylinder Head Pipe	-	3/4" Pipe	4	090-072	—	—	—
1996-65	Oil Gallery	-	1/4"	1	555-122	—	—	—
1996-65	Oil Gallery	-	29/64" SC	6	555-004	565-004	—	—
1996-65	Oil Gallery Pipe	-	1/4" Pipe	AR	090-026	—	—	—
1996-65	Oil Gallery Pipe	-	3/8" Pipe	2	090-019	—	—	—
1996-65	Oil Gallery Pipe	-	3/8" Pipe	2	090-028	—	—	—
1996-65	Oil Pump Relief Valve	-	41/64"	1	555-061	—	—	—
L6 - 6.6 (401 CID)								
1991-87	Block	FTO Diesel	1-9/16"	5	555-029	565-029	—	570-009
1991-87	Block-Drain	FTO Diesel	1-33/64"	5	555-116	—	—	570-009
1991-87	Block-Front	FTO Diesel	15.9mm	1	555-108	—	—	—
1991-87	Block-Front	FTO Diesel	53/64"	1	555-118	—	—	570-003
1991-87	Block-Rear	FTO Diesel	1-53/64"	1	555-083	—	—	570-011
1991-87	Block-Rear Pipe	FTO Diesel	1/2" Pipe	1	090-022	—	—	—
1991-87	Block-Side Pipe	FTO Diesel	1/4" Pipe	3	—	490-075	—	—
1991-87	Block-Side Pipe	FTO Diesel	3/4" Pipe	1	090-072	—	—	—
1991-87	Cylinder Head	FTO Diesel	1-53/64"	1	555-083	—	—	570-011
1991-87	Cylinder Head-Top	FTO Diesel	1-1/8" SC	6	555-020	565-020	—	570-005
1991-87	Cylinder Head-Top (.065 OS)	FTO Diesel	30mm	AR	555-100	565-100	—	570-006
L6 - 7.8 (477 CID)								
1991-87	Block	FTO Diesel	1-9/16"	5	555-029	565-029	—	570-009
1991-87	Block-Drain	FTO Diesel	1-33/64"	5	555-116	—	—	570-009
1991-87	Block-Front	FTO Diesel	15.9mm	1	555-108	—	—	—
1991-87	Block-Front	FTO Diesel	53/64"	1	555-118	—	—	570-003
1991-87	Block-Rear	FTO Diesel	1-53/64"	1	555-083	—	—	570-011
1991-87	Block-Rear Pipe	FTO Diesel	1/2" Pipe	1	090-022	—	—	—
1991-87	Block-Side Pipe	FTO Diesel	1/4" Pipe	3	—	490-075	—	—
1991-87	Block-Side Pipe	FTO Diesel	3/4" Pipe	1	090-072	—	—	—
1991-87	Cylinder Head	FTO Diesel	1-53/64"	1	555-083	—	—	570-011
1991-87	Cylinder Head-Top	FTO Diesel	1-1/8" SC	6	555-020	565-020	—	570-005
1991-87	Cylinder Head-Top (.065 OS)	FTO Diesel	30mm	AR	555-100	565-100	—	570-006
V6 - 2.8 (171 CID)								
1986-83	Engine Kit	-			557-030	567-030	—	—
1986-83	Block	-	1-1/2" SC	AR	555-077	565-077	—	570-008
1986-83	Block (.065 OS)	-	1-9/16"	AR	555-029	565-029	—	570-009
1986-83	Block Pipe	-	1/8" Pipe	8	—	490-070	—	—
1986-83	Camshaft	-	2"	1	555-069	565-069	568-012	570-012
1986-83	Camshaft (.060 OS)	-	2-1/16" SC	AR	555-048	565-048	568-013	570-014
1986-83	Camshaft (.060 OS)	-	2-1/16" SC	AR	555-073	565-073	—	570-014
1986-83	Cylinder Head	-	1-1/2" SC	AR	555-077	565-077	—	570-008
1986-83	Cylinder Head (.065 OS)	-	1-9/16"	AR	555-029	565-029	—	570-009
1986-83	Oil Gallery Pipe	-	1/4" Pipe	2	090-026	—	—	—
1986-83	Oil Gallery Pipe	-	1/8" Pipe	1	—	490-070	—	—

Expansion Plug Applications



Make/ Engine/Years	Location	Description	Size	Qty	Dorman Steel	Dorman Brass	Dorman Copper	Dorman Rubber
FORD TRUCK (continued)								
V6 - 2.9 (177 CID)								
1992-86	Block Pipe	-	1/8" Pipe	8	—	490-070	—	—
1992-86	Block-Drain Pipe	-	1/8" Pipe	8	—	490-070	—	—
1992-86	Block/Head	-	1-1/2" SC	AR	555-077	565-077	—	570-008
1992-86	Block/Head (.065 OS)	-	1-41/64"	AR	555-068	565-068	—	570-010
1992-86	Camshaft	-	2"	1	555-069	565-069	568-012	570-012
1992-86	Camshaft	-	2-1/16" SC	AR	555-073	565-073	—	570-014
1992-86	Cylinder Head Pipe	-	3/4" Pipe	4	090-072	—	—	—
1992-86	Oil Gallery Pipe	-	1/4" Pipe	1	090-026	—	—	—
V6 - 3.0 (182 CID)								
2005-86	Engine Kit	-			557-051	567-051	—	—
2005-86	Balance Shaft	-	2-1/4"	1	555-084	—	568-015	570-017
2005-86	Block Pipe	-	1/4" Pipe	4	090-026	—	—	—
2005-86	Block Pipe	-	3/8" Pipe	2	090-028	—	—	—
2005-86	Block/Head	-	1-1/2" SC	5	555-077	565-077	—	570-008
2005-86	Block/Head	-	1-45/64" SC	AR	555-033	565-033	—	570-010
2005-86	Block/Head (.060 OS)	-	1-9/16"	AR	555-029	565-029	—	570-009
2005-86	Camshaft	-	2-1/4"	1	555-111	—	—	570-016
2005-86	Cylinder Head	-	1-1/4" SC	5	555-024	565-024	568-007	570-006
2005-86	Cylinder Head Thermactor	-	43/64"	2	555-120	—	—	—
2005-86	Cylinder Head Thermactor (.030 OS)	-	-	45/64"	AR	555-082	—	—
2005-86	Monolithic Timing Hole	-	5/8"	1	555-010	—	—	—
2005-86	Oil Gallery Pipe	-	1/4" Pipe	6	090-026	—	—	—
2003-86	Oil Gallery Pipe	-	3/8" Pipe	AR	090-028	—	—	—
V6 - 3.8 (232 CID)								
2003-95	Engine Kit	-			557-054	—	—	—
2003-95	Block	-	1-1/2" SC	AR	555-077	565-077	—	570-008
2003-95	Block	-	1-41/64"	AR	555-068	565-068	—	570-010
2003-95	Block (.060 OS)	-	1-9/16"	AR	555-029	565-029	—	570-009
2003-95	Block Pipe	-	1/4" Pipe	4	090-026	—	—	—
2003-95	Block Pipe	-	3/8" Pipe	AR	090-028	—	—	—
2003-95	Block Pipe	-	5/8" x 18 Pipe	3	090-047	—	—	—
2003-95	Camshaft	-	1-45/64" SC	AR	555-033	565-033	—	570-010
2003-95	Cylinder Head	-	1-41/64"	2	555-068	565-068	—	570-010
2003-95	Oil Gallery Pipe	-	5/8" x 18 Pipe	3	090-047	—	—	—
1983-82	Engine Kit	-			557-054	—	—	—
1983-82	Block	-	1-1/2" SC	6	555-077	565-077	—	570-008
1983-82	Block (.060 OS)	-	1-9/16"	AR	555-029	565-029	—	570-009
1983-82	Block Pipe	-	1/4" Pipe	4	090-026	—	—	—
1983-82	Block Pipe	-	3/8" Pipe	AR	090-028	—	—	—
1983-82	Block Pipe	-	5/8" x 18 Pipe	3	090-047	—	—	—
1983-82	Camshaft	-	2-1/4"	1	555-084	—	568-015	570-017
1983-82	Cylinder Head	-	1-41/64"	2	555-068	565-068	—	570-010
1983-82	Cylinder Head	-	43/64"	2	555-120	—	—	—
1983-82	Oil Gallery Pipe	-	5/8" x 18 Pipe	3	090-047	—	—	—
V6 - 4.0 (245 CID)								
2005-97	Block-Drain Pipe	-	1/8" Pipe	4	—	490-070	—	—
2005-97	Block/Head	-	1-1/2" SC	AR	555-077	565-077	—	570-008
2005-97	Block/Head	-	1-9/16"	AR	555-029	565-029	—	570-009
2005-97	Cylinder Head	-	1-9/16"	4	555-029	565-029	—	570-009
1996-90	Block-Drain Pipe	-	1/8" Pipe	4	—	490-070	—	—
1996-90	Block/Head	-	1-1/2" SC	AR	555-077	565-077	—	570-008
1996-90	Cylinder Head	-	1-9/16"	4	555-029	565-029	—	570-009
V6 - 4.2 (256 CID)								
2005-97	Block	-	1-41/64"	AR	555-068	565-068	—	570-010
2005-97	Block/Head	-	1-1/2" SC	8	555-077	565-077	—	570-008
V8 - 4.2 (255 CID)								
1982-81	Engine Kit	-			557-009	567-009	—	—
1982-81	Block Pipe	-	3/8" Pipe	AR	090-028	—	—	—
1982-81	Block-Rear	-	3/4"	1	555-012	565-012	—	570-003
1982-81	Block/Head	-	1-1/2" SC	AR	555-077	565-077	—	570-008
1982-81	Block/Head (.060 OS)	-	1-9/16"	AR	555-029	565-029	—	570-009
1982-81	Camshaft	-	2-1/8" SC	1	555-070	—	—	570-016
1982-81	Camshaft (.060 OS)	-	2-3/16" SC	1	555-051	—	—	570-016
1982-81	Cylinder Head Pipe	-	3/4" Pipe	7	090-072	—	—	—
1982-81	Oil Gallery	-	1/2"	3	555-074	—	—	—
1982-81	Oil Gallery Pipe	-	1/4" Pipe	5	090-026	—	—	—
1982-81	Oil Gallery Pipe	-	1/4" Pipe	AR	—	490-071	—	—
1982-81	Oil Pump Plug	-	3/4"	1	555-012	565-012	—	570-003
1982-81	Oil Pump Plug	-	41/64"	1	555-061	—	—	—
V8 - 4.6 (281 CID)								
2005-97	Block	-	17/32" SC	2	555-007	—	—	—
2005-97	Block Pipe	-	3/8" Pipe	2	090-028	—	—	—
2005-97	Block/Head	-	1-1/2" SC	AR	555-077	565-077	—	570-008
2005-97	Cylinder Head	-	29/64" SC	AR	555-004	565-004	—	—
2005-97	Cylinder Head Pipe	-	3/8" Pipe	6	090-028	—	—	—
V8 - 5.0 (302 CID)								
2001-68	Engine Kit	-			557-009	567-009	—	—
2001-68	Block Pipe	-	3/8" Pipe	AR	090-028	—	—	—
2001-68	Block-Rear	-	3/4"	1	555-012	565-012	—	570-003
2001-68	Block/Head	-	1-1/2" SC	AR	555-077	565-077	—	570-008
2001-68	Block/Head (.060 OS)	-	1-9/16"	AR	555-029	565-029	—	570-009

Expansion Plug Applications



Make/ Engine/Years	Location	Description	Size	Qty	Dorman Steel	Dorman Brass	Dorman Copper	Dorman Rubber
FORD TRUCK (continued)								
V8 - 5.0 (302 CID) (continued)								
2001-68	Camshaft	-	2-1/8" SC	1	555-070	—	—	570-016
2001-68	Camshaft (.060 OS)	-	2-3/16" SC	1	555-051	—	—	570-016
2001-68	Cylinder Head Pipe	-	3/4" Pipe	7	090-072	—	—	—
2001-68	Oil Gallery	-	1/2"	3	555-074	—	—	—
2001-68	Oil Gallery Pipe	-	1/4" Pipe	5	090-026	—	—	—
2001-68	Oil Gallery Pipe	-	1/4" Pipe	AR	—	490-071	—	—
2001-68	Oil Pump Plug	-	3/4"	1	555-012	565-012	—	570-003
2001-68	Oil Pump Plug	-	41/64"	1	555-061	—	—	—
V8 - 5.4 (330 CID)								
2005-97	Block	-	17/32" SC	2	555-007	—	—	—
2005-97	Block/Head	-	1-1/2" SC	6	555-077	565-077	—	570-008
2005-97	Cylinder Head	-	29/64" SC	2	555-004	565-004	—	—
1976-64	Engine Kit	-	—	—	557-011	567-011	—	—
1976-64	Block	-	1-1/2"	6	555-028	565-028	568-009	570-008
1976-64	Block	-	1-1/2" SC	6	555-077	565-077	—	570-008
1976-64	Block	-	1-49/64"	6	555-036	565-036	—	570-011
1976-64	Block (.060 OS)	-	1-53/64"	6	555-083	—	—	570-011
1976-64	Camshaft	-	2-3/8" SC	1	555-054	—	—	570-017
1976-64	Cylinder Head	-	1-1/2"	4	555-028	565-028	568-009	570-008
1976-64	Cylinder Head	-	1-1/2" SC	4	555-077	565-077	—	570-008
1976-64	Cylinder Head	-	1-1/4"	AR	555-023	565-023	568-007	570-006
1976-64	Cylinder Head	-	1-49/64"	6	555-036	565-036	—	570-011
1976-64	Cylinder Head	-	1-49/64" SC	6	555-037	565-037	—	570-011
1976-64	Cylinder Head (.060 OS)	-	1-53/64"	6	555-083	—	—	570-011
1976-64	Dipstick Hole	-	3/8"	1	555-115	—	—	—
1976-64	Oil Gallery	-	1-31/64" SC	1	555-026	565-026	—	570-008
1976-64	Oil Gallery	-	19/32" SC	3	555-060	—	—	—
1976-64	Oil Gallery	-	29/64" SC	6	555-004	565-004	—	—
1976-64	Oil Gallery	-	5/8"	AR	555-010	—	—	—
1976-64	Oil Gallery	-	7/16" SC	AR	555-003	—	—	—
1976-64	Oil Gallery Pipe	-	1/4" Pipe	AR	090-026	—	—	—
1976-64	Rocker Arm Shaft	-	17/32" SC	4	555-007	—	—	—
V8 - 5.8 (351M)								
1982-75	Engine Kit	-	—	—	557-010	567-010	—	—
1982-75	Block	-	1-1/2" SC	6	555-077	565-077	—	570-008
1982-75	Block (.060 OS)	-	1-49/64"	6	555-036	565-036	—	570-011
1982-75	Block Pipe	-	5/8" x 18 Pipe	2	090-047	—	—	—
1982-75	Camshaft	-	2-1/4"	1	555-084	—	568-015	570-017
1982-75	Cylinder Head	-	1-1/2" SC	6	555-077	565-077	—	570-008
1982-75	Oil Gallery	-	1/2"	2	555-074	—	—	—
1982-75	Oil Gallery Pipe	-	3/8" Pipe	3	090-028	—	—	—
1982-75	Thermactor Holes	-	1/2"	2	555-074	—	—	—
V8 - 5.8 (351W)								
1997-75	Engine Kit	-	—	—	557-009	567-009	—	—
1997-75	Block Pipe	-	3/8" Pipe	AR	090-028	—	—	—
1997-75	Block-Rear	-	3/4"	1	555-012	565-012	—	570-003
1997-75	Block/Head	-	1-1/2" SC	AR	555-077	565-077	—	570-008
1997-75	Block/Head (.060 OS)	-	1-9/16"	AR	555-029	565-029	—	570-009
1997-75	Camshaft	-	2-1/8" SC	1	555-070	—	—	570-016
1997-75	Camshaft (.060 OS)	-	2-3/16" SC	1	555-051	—	—	570-016
1997-75	Cylinder Head Pipe	-	3/4" Pipe	7	090-072	—	—	—
1997-75	Oil Gallery	-	1/2"	3	555-074	—	—	—
1997-75	Oil Gallery Pipe	-	1/4" Pipe	5	090-026	—	—	—
1997-75	Oil Gallery Pipe	-	1/4" Pipe	AR	—	490-071	—	—
1997-75	Oil Pump Plug	-	3/4"	1	555-012	565-012	—	570-003
1997-75	Oil Pump Plug	-	41/64"	1	555-061	—	—	—
V8 - 5.9 (360 CID)								
1976-68	Engine Kit	-	—	—	557-011	567-011	—	—
1976-68	Block	-	1-1/2"	6	555-028	565-028	568-009	570-008
1976-68	Block	-	1-1/2" SC	6	555-077	565-077	—	570-008
1976-68	Block	-	1-49/64"	6	555-036	565-036	—	570-011
1976-68	Block (.060 OS)	-	1-53/64"	6	555-083	—	—	570-011
1976-68	Camshaft	-	2-3/8" SC	1	555-054	—	—	570-017
1976-68	Cylinder Head	-	1-1/2"	4	555-028	565-028	568-009	570-008
1976-68	Cylinder Head	-	1-1/2" SC	4	555-077	565-077	—	570-008
1976-68	Cylinder Head	-	1-1/4"	4	555-023	565-023	568-007	570-006
1976-68	Cylinder Head	-	1-49/64"	6	555-036	565-036	—	570-011
1976-68	Cylinder Head	-	1-49/64" SC	6	555-037	565-037	—	570-011
1976-68	Cylinder Head (.060 OS)	-	1-53/64"	6	555-083	—	—	570-011
1976-68	Dipstick Hole	-	3/8"	1	555-115	—	—	—
1976-68	Oil Gallery	-	1-31/64" SC	1	555-026	565-026	—	570-008
1976-68	Oil Gallery	-	19/32" SC	3	555-060	—	—	—
1976-68	Oil Gallery	-	29/64" SC	6	555-004	565-004	—	—
1976-68	Oil Gallery	-	5/8"	AR	555-010	—	—	—
1976-68	Oil Gallery	-	7/16" SC	AR	555-003	—	—	—
1976-68	Oil Gallery Pipe	-	1/4" Pipe	AR	090-026	—	—	—
1976-68	Rocker Arm Shaft	-	17/32" SC	4	555-007	—	—	—
V8 - 5.9 (361 CID)								
1978-64	Engine Kit	-	—	—	557-011	567-011	—	—
1978-64	Block	-	1-1/2"	6	555-028	565-028	568-009	570-008
1978-64	Block	-	1-1/2" SC	6	555-077	565-077	—	570-008

Expansion Plug Applications



Make/ Engine/Years	Location	Description	Size	Qty	Dorman Steel	Dorman Brass	Dorman Copper	Dorman Rubber
FORD TRUCK (continued)								
V8 - 5.9 (361 CID) (continued)								
1978-64	Block	-	1-49/64"	6	555-036	565-036	—	570-011
1978-64	Block (.060 OS)	-	1-53/64"	6	555-083	—	—	570-011
1978-64	Camshaft	-	2-3/8" SC	1	555-054	—	—	570-017
1978-64	Cylinder Head	-	1-1/2"	4	555-028	565-028	568-009	570-008
1978-64	Cylinder Head	-	1-1/2" SC	4	555-077	565-077	—	570-008
1978-64	Cylinder Head	-	1-1/4"	4	555-023	565-023	568-007	570-006
1978-64	Cylinder Head	-	1-49/64"	6	555-036	565-036	—	570-011
1978-64	Cylinder Head	-	1-49/64" SC	6	555-037	565-037	—	570-011
1978-64	Cylinder Head (.060 OS)	-	1-53/64"	6	555-083	—	—	570-011
1978-64	Dipstick Hole	-	3/8"	1	555-115	—	—	—
1978-64	Oil Gallery	-	1-31/64" SC	1	555-026	565-026	—	570-008
1978-64	Oil Gallery	-	19/32" SC	3	555-060	—	—	—
1978-64	Oil Gallery	-	29/64" SC	6	555-004	565-004	—	—
1978-64	Oil Gallery	-	5/8"	AR	555-010	—	—	—
1978-64	Oil Gallery	-	7/16" SC	AR	555-003	—	—	—
1978-64	Oil Gallery Pipe	-	1/4" Pipe	AR	090-026	—	—	—
1978-64	Rocker Arm Shaft	-	17/32" SC	4	555-007	—	—	—
V8 - 6.4 (390 CID)								
1976-68	Engine Kit	-			557-011	567-011	—	—
1976-68	Block	-	1-1/2"	6	555-028	565-028	568-009	570-008
1976-68	Block	-	1-1/2" SC	6	555-077	565-077	—	570-008
1976-68	Block	-	1-49/64"	6	555-036	565-036	—	570-011
1976-68	Block (.060 OS)	-	1-53/64"	6	555-083	—	—	570-011
1976-68	Camshaft	-	2-3/8" SC	1	555-054	—	—	570-017
1976-68	Cylinder Head	-	1-1/2"	4	555-028	565-028	568-009	570-008
1976-68	Cylinder Head	-	1-1/2" SC	4	555-077	565-077	—	570-008
1976-68	Cylinder Head	-	1-1/4"	4	555-023	565-023	568-007	570-006
1976-68	Cylinder Head	-	1-49/64"	6	555-036	565-036	—	570-011
1976-68	Cylinder Head	-	1-49/64" SC	6	555-037	565-037	—	570-011
1976-68	Cylinder Head (.060 OS)	-	1-53/64"	6	555-083	—	—	570-011
1976-68	Dipstick Hole	-	3/8"	1	555-115	—	—	—
1976-68	Oil Gallery	-	1-31/64" SC	1	555-026	565-026	—	570-008
1976-68	Oil Gallery	-	19/32" SC	3	555-060	—	—	—
1976-68	Oil Gallery	-	29/64" SC	6	555-004	565-004	—	—
1976-68	Oil Gallery	-	5/8"	AR	555-010	—	—	—
1976-68	Oil Gallery	-	7/16" SC	AR	555-003	—	—	—
1976-68	Oil Gallery Pipe	-	1/4" Pipe	AR	090-026	—	—	—
1976-68	Rocker Arm Shaft	-	17/32" SC	4	555-007	—	—	—
V8 - 6.4 (391 CID)								
1978-64	Block	-	1-1/2" SC	6	555-077	565-077	—	570-008
1978-64	Block	-	1-49/64"	6	555-036	565-036	—	570-011
1978-64	Block (.060 OS)	-	1-53/64"	6	555-083	—	—	570-011
1978-64	Camshaft	-	2-3/8" SC	1	555-054	—	—	570-017
1978-64	Dipstick Hole	-	3/8"	1	555-115	—	—	—
1978-64	Oil Gallery	-	29/64" SC	AR	555-004	565-004	—	—
V8 - 6.6 (400 CID)								
1982-76	Engine Kit	-			557-010	567-010	—	—
1982-76	Block	-	1-1/2" SC	6	555-077	565-077	—	570-008
1982-76	Block (.060 OS)	-	1-9/16"	6	555-029	565-029	—	570-009
1982-76	Block Pipe	-	5/8" x 18 Pipe	2	090-047	—	—	—
1982-76	Camshaft	-	2-1/4"	1	555-084	—	568-015	570-017
1982-76	Cylinder Head	-	1-1/2" SC	6	555-077	565-077	—	570-008
1982-76	Oil Gallery	-	1/2"	2	555-074	—	—	—
1982-76	Oil Gallery Pipe	-	3/8" Pipe	3	090-028	—	—	—
1982-76	Thermactor Holes	-	1/2"	2	555-074	—	—	—
V8 - 6.6 (401 CID)								
1975-70	Engine Kit	-			557-053	567-053	—	—
1975-70	Block	-	1-49/64"	6	555-036	565-036	—	570-011
1975-70	Block (.060 OS)	-	1-53/64"	6	555-083	—	—	570-011
1975-70	Camshaft	-	2-1/2"	1	555-079	—	—	—
1975-70	Cylinder Head	-	1-49/64"	AR	555-036	565-036	—	570-011
1975-70	Cylinder Head	-	1-49/64" SC	AR	555-037	565-037	—	570-011
1975-70	Cylinder Head (.060 OS)	-	1-53/64"	AR	555-083	—	—	570-011
1975-70	Cylinder Head Pipe	-	3/4" Pipe	12	090-072	—	—	—
1975-70	Oil Gallery Pipe	-	1/2" Pipe	2	090-022	—	—	—
1975-70	Oil Gallery Pipe	-	3/8" Pipe	2	090-019	—	—	—
1975-70	Rocker Arm Shaft	-	17/32" SC	4	555-007	—	—	—
V8 - 6.7 (410 CID)								
1974	Camshaft	-	2-3/8" SC	1	555-054	—	—	570-017
1974	Oil Gallery	-	1-31/64" SC	1	555-026	565-026	—	570-008
1974	Oil Gallery	-	29/64" SC	AR	555-004	565-004	—	—
V8 - 6.9 (421 CID)								
1987-83	Block/Head	Diesel	1-1/2"	7	550-022	560-022	568-009	570-008
1987-83	Cylinder Head	Diesel	1-3/8"	4	555-025	565-025	568-008	570-007
1987-83	Cylinder Head Pipe	Diesel	1/4" Pipe	4	090-026	—	—	—
V8 - 7.3 (444 CID)								
1994-88	Block	Diesel	1-1/2"	8	550-022	560-022	568-009	570-008
1994-88	Cylinder Head	Diesel	1-3/8"	4	555-025	565-025	568-008	570-007
1994-88	Cylinder Head Pipe	Diesel	1/4" Pipe	4	090-026	—	—	—
V8 - 7.5 (460 CID)								
1997-73	Engine Kit	-			557-026	567-026	—	—

Expansion Plug Applications



Make/ Engine/Years	Location	Description	Size	Qty	Dorman Steel	Dorman Brass	Dorman Copper	Dorman Rubber
FORD TRUCK (continued)								
V8 - 7.5 (460 CID) (continued)								
1997-73	Block	-	1-1/2" SC	6	555-077	565-077	—	570-008
1997-73	Block (.060 OS)	-	1-9/16"	6	555-029	565-029	—	570-009
1997-73	Camshaft	-	2-1/2"	1	555-055	—	—	—
1997-73	Cylinder Head	-	1-1/2" SC	6	555-077	565-077	—	570-008
1997-73	Cylinder Head Thermactor	-	43/64"	2	555-120	—	—	—
1997-73	Oil Gallery	-	29/64" SC	AR	555-004	565-004	—	—
1997-73	Oil Gallery Pipe	-	1/4" Pipe	4	090-026	—	—	—
1997-73	Oil Gallery Pipe	-	3/8" Pipe	2	090-028	—	—	—
1997-73	Oil Gallery Pipe	-	3/8" Pipe	3	090-019	—	—	—
1997-73	Oil Gallery Pipe	-	5/8" x 18 Pipe	2	090-047	—	—	—
V8 - 7.7 (475 CID)								
1981-70	Engine Kit	-			557-053	567-053	—	—
1981-70	Block	-	1-49/64"	6	555-036	565-036	—	570-011
1981-70	Block (.060 OS)	-	1-53/64"	6	555-083	—	—	570-011
1981-70	Camshaft	-	2-1/2"	1	555-079	—	—	—
1981-70	Cylinder Head	-	1-49/64"	AR	555-036	565-036	—	570-011
1981-70	Cylinder Head	-	1-49/64" SC	AR	555-037	565-037	—	570-011
1981-70	Cylinder Head (.060 OS)	-	1-53/64"	AR	555-083	—	—	570-011
1981-70	Cylinder Head Pipe	-	3/4" Pipe	12	090-072	—	—	—
1981-70	Oil Gallery Pipe	-	1/2" Pipe	2	090-022	—	—	—
1981-70	Oil Gallery Pipe	-	3/8" Pipe	2	090-019	—	—	—
1981-70	Rocker Arm Shaft	-	17/32" SC	4	555-007	—	—	—
V8 - 7.8 (477 CID)								
1981-70	Engine Kit	-			557-053	567-053	—	—
1981-70	Block	-	1-49/64"	6	555-036	565-036	—	570-011
1981-70	Block (.060 OS)	-	1-53/64"	6	555-083	—	—	570-011
1981-70	Camshaft	-	2-1/2"	1	555-079	—	—	—
1981-70	Cylinder Head	-	1-49/64"	AR	555-036	565-036	—	570-011
1981-70	Cylinder Head	-	1-49/64" SC	AR	555-037	565-037	—	570-011
1981-70	Cylinder Head (.060 OS)	-	1-53/64"	AR	555-083	—	—	570-011
1981-70	Cylinder Head Pipe	-	3/4" Pipe	12	090-072	—	—	—
1981-70	Oil Gallery Pipe	-	1/2" Pipe	2	090-022	—	—	—
1981-70	Oil Gallery Pipe	-	3/8" Pipe	2	090-019	—	—	—
1981-70	Rocker Arm Shaft	-	17/32" SC	4	555-007	—	—	—
V8 - 8.8 (534 CID)								
1981-70	Engine Kit	-			557-053	567-053	—	—
1981-70	Block	-	1-49/64"	6	555-036	565-036	—	570-011
1981-70	Block (.060 OS)	-	1-53/64"	6	555-083	—	—	570-011
1981-70	Camshaft	-	2-1/2"	1	555-079	—	—	—
1981-70	Cylinder Head	-	1-49/64"	AR	555-036	565-036	—	570-011
1981-70	Cylinder Head	-	1-49/64" SC	AR	555-037	565-037	—	570-011
1981-70	Cylinder Head (.060 OS)	-	1-53/64"	AR	555-083	—	—	570-011
1981-70	Cylinder Head Pipe	-	3/4" Pipe	12	090-072	—	—	—
1981-70	Oil Gallery Pipe	-	1/2" Pipe	2	090-022	—	—	—
1981-70	Oil Gallery Pipe	-	3/8" Pipe	2	090-019	—	—	—
1981-70	Rocker Arm Shaft	-	17/32" SC	4	555-007	—	—	—
V10 - 6.8 (415 CID)								
2005-97	Block	-	17/32" SC	2	555-007	—	—	—
2005-97	Cylinder Head	-	29/64" SC	2	555-004	565-004	—	—
GEO								
L3 - 1.0 (61 CID)								
2000-89	Block Pipe	Metro	1/4" Pipe	1	090-026	—	—	—
2000-89	Block Pipe	Metro	1/4" Pipe	1	090-116	—	—	—
2000-89	Block Pipe	Metro	1/8" Pipe	1	090-117	—	—	—
2000-89	Block Pipe	Metro	3/8" Pipe	AR	090-019	—	—	—
2000-89	Cylinder Head	Metro	1" SC	1	555-091	—	—	570-004
2000-89	Cylinder Head	Metro	1-19/32"	1	555-164	—	—	—
2000-89	Cylinder Head	Metro	20mm	3	555-101	565-101	—	—
2000-89	Oil Gallery Pipe	Metro	3/8" Pipe	AR	090-019	—	—	—
L4 - 1.3 (79 CID)								
1994-92	Block Pipe	Metro	1/4" Pipe	1	090-026	—	—	—
1994-92	Block Pipe	Metro	1/4" Pipe	1	090-116	—	—	—
1994-92	Block Pipe	Metro	1/8" Pipe	1	090-117	—	—	—
1994-92	Block Pipe	Metro	3/8" Pipe	AR	090-019	—	—	—
1994-92	Cylinder Head	Metro	12.1mm	1	555-106	—	—	—
1994-92	Cylinder Head	Metro	20mm	3	555-101	565-101	—	—
L4 - 1.5 (92 CID)								
1989	Block	Spectrum	35mm	5	555-093	565-093	—	570-007
1989	Cylinder Head	Spectrum	15.9mm	2	555-108	—	—	—
1989	Cylinder Head	Spectrum	30mm	1	555-100	565-100	—	570-006
1989	Oil Gallery	Spectrum	18.2mm	2	555-107	—	—	—
L4 - 1.6 (1588cc)								
1997-89	Block	Prizm, Storm	35mm	4	555-093	565-093	—	570-007
1997-89	Block	Prizm, Storm	40.8mm	1	555-095	565-095	—	570-009
1997-89	Cylinder Head	Prizm, Storm	1" SC	AR	555-091	—	—	570-004
1997-89	Cylinder Head	Prizm, Storm	28mm	3	555-117	—	—	570-005
1997-89	Oil Gallery Pipe	Prizm, Storm	3/8" Pipe	2	090-130	—	—	—
L4 - 1.8 (1788cc)								
1997-92	Block	Prizm, Storm	35mm	4	555-093	565-093	—	570-007
1997-92	Block	Prizm, Storm	40.8mm	1	555-095	565-095	—	570-009
1997-92	Cylinder Head	Prizm, Storm	1" SC	AR	555-091	—	—	570-004

Expansion Plug Applications



Make/ Engine/Years	Location	Description	Size	Qty	Dorman Steel	Dorman Brass	Dorman Copper	Dorman Rubber
GEO (continued)								
L4 - 1.8 (1788cc) (continued)								
1997-92	Cylinder Head	Prizm, Storm	28mm	3	555-117	—	—	570-005
1997-92	Oil Gallery Pipe	Prizm, Storm	3/8" Pipe	2	090-130	—	—	—
HONDA								
L4 - 1.5 (1487cc)								
1979-75	Engine Kit	-			557-040	567-040	—	—
1979-75	Block	-	30mm	5	555-100	565-100	—	570-006
L4 - 1.6 (1599cc)								
1978-76	Engine Kit	-			557-040	567-040	—	—
1978-76	Block	-	30mm	1	555-100	565-100	—	570-006
L4 - 1.8 (1751cc)								
1979	Engine Kit	-			557-040	567-040	—	—
1979	Block	-	30mm	1	555-100	565-100	—	570-006
L4 - 2.6 (2559cc)								
1996-94	Block	Passport	1-25/64"	6	555-179	—	—	—
1996-94	Cylinder Head	Passport	1"	2	555-162	—	—	—
1996-94	Cylinder Head	Passport	40.8mm	1	555-095	565-095	—	570-009
V6 - 3.2 (3165cc)								
2002-94	Cylinder Head	Passport	41/64"	4	555-177	—	—	—
1997-94	Cylinder Head	Passport	1-3/16"	2	555-086	—	—	570-006
HUMMER								
V8 - 6.0 (364 CID) - U								
2005-03	Cylinder Head	-	1-1/4" SC	2	555-024	565-024	568-007	570-006
HYUNDAI								
L4 - 1.5 (1468cc)								
1994-87	Block	-	35mm	8	555-093	565-093	—	570-007
1994-87	Block Pipe	-	1/4" Pipe	1	090-122	—	—	—
1994-87	Block Pipe	-	3/8" Pipe	1	090-130	—	—	—
1994-87	Cylinder Head	-	35mm	1	555-093	565-093	—	570-007
1994-87	Cylinder Head Pipe	-	1/16" Pipe	1	090-073	—	—	—
1994-87	Cylinder Head Pipe	-	1/4" Pipe	1	090-124	—	—	—
1994-87	Cylinder Head Pipe	-	1/8" Pipe	1	090-117	—	—	—
1994-86	Engine Kit	-			557-066	567-066	—	—
L4 - 1.5 (1495cc)								
2002-93	Cylinder Head	-	1" SC	1	555-091	—	—	570-004
2002-93	Cylinder Head	-	35mm	AR	555-093	565-093	—	570-007
2002-01	Cylinder Head	-	1-1/8"	2	555-143	—	—	—
L4 - 1.5 (1495cc) - G4EK								
1998-93	Block	-	35mm	8	555-093	565-093	—	570-007
L4 - 1.6 (1596cc)								
1995-92	Block	-	1-25/32"	1	555-156	—	—	—
1995-92	Block	-	35mm	9	555-093	565-093	—	570-007
1995-92	Block Pipe	-	1/16" Pipe	2	090-120	—	—	—
1995-92	Block Pipe	-	3/8" Pipe	1	090-130	—	—	—
1995-92	Cylinder Head	-	1-1/8"	2	555-143	—	—	—
1995-92	Cylinder Head Pipe	-	1/8" Pipe	9	090-117	—	—	—
1995-92	Cylinder Head Pipe	-	22mm Pipe	3	090-131	—	—	—
L4 - 1.6 (1600cc)								
2003-01	Cylinder Head	-	1-1/8"	3	555-143	—	—	—
L4 - 1.8 (1795cc)								
1999-96	Block Pipe	-	1/16" Pipe	2	090-120	—	—	—
1999-96	Block Pipe	-	3/8" Pipe	3	090-130	—	—	—
1999-96	Cylinder Head	-	1" SC	1	555-091	—	—	570-004
1999-96	Cylinder Head	-	1-1/8"	2	555-143	—	—	—
1999-96	Cylinder Head	-	18.2mm	1	555-107	—	—	—
1999-96	Cylinder Head Pipe	-	1/16" Pipe	8	090-073	—	—	—
1999-96	Cylinder Head Pipe	-	1/8" Pipe	4	090-117	—	—	—
1999-96	Cylinder Head Pipe	-	22mm Pipe	3	090-131	—	—	—
1998-96	Block	-	35mm	9	555-093	565-093	—	570-007
L4 - 1.8 (1796cc)								
1999-98	Cylinder Head	-	1" SC	1	555-091	—	—	570-004
1999-98	Cylinder Head	-	1-1/8"	2	555-143	—	—	—
1999-98	Cylinder Head	-	18.2mm	1	555-107	—	—	—
L4 - 1.8 (1836cc)								
1995-93	Block	-	35mm	9	555-093	565-093	—	570-007
1995-93	Block Pipe	-	1/16" Pipe	2	090-120	—	—	—
1995-93	Block Pipe	-	3/8" Pipe	3	090-130	—	—	—
1995-93	Cylinder Head	-	1-1/8"	2	555-143	—	—	—
1995-93	Cylinder Head	-	35mm	1	555-093	565-093	—	570-007
1995-93	Cylinder Head Pipe	-	1/8" Pipe	9	090-117	—	—	—
1995-93	Cylinder Head Pipe	-	22mm Pipe	3	090-131	—	—	—
L4 - 2.0 (1975cc)								
1998-97	Block	Tiburón	35mm	9	555-093	565-093	—	570-007
1997	Cylinder Head	Tiburón	1-1/8"	2	555-143	—	—	—
L4 - 2.0 (1997cc)								
2003-99	Cylinder Head	-	1" SC	1	555-091	—	—	570-004
2003-99	Cylinder Head	-	1-1/8"	2	555-143	—	—	—
2003-99	Cylinder Head	-	18.2mm	1	555-107	—	—	—
L4 - 2.0 (1997cc) - G4CP								
1998-95	Engine Kit	Sonota			557-067	567-067	—	—
1998-95	Block	Sonota	35mm	9	555-093	565-093	—	570-007
1998-95	Block Pipe	Sonota	1/16" Pipe	2	090-120	—	—	—

Expansion Plug Applications



Make/ Engine/Years	Location	Description	Size	Qty	Dorman Steel	Dorman Brass	Dorman Copper	Dorman Rubber
HYUNDAI (continued)								
L4 - 2.0 (1997cc) - G4CP (continued)								
1998-95	Block Pipe	Sonota	3/8" Pipe	1	090-130	—	—	—
1998-95	Cylinder Head	Sonota	35mm	1	555-093	565-093	—	570-007
1998-95	Cylinder Head Pipe	Sonota	1/8" Pipe	9	090-117	—	—	—
1998-95	Cylinder Head Pipe	Sonota	22mm Pipe	3	090-131	—	—	—
1994-92	Engine Kit	Sonota			557-067	567-067	—	—
1994-92	Block	Sonota	35mm	9	555-093	565-093	—	570-007
1994-92	Block Pipe	Sonota	1/16" Pipe	2	090-120	—	—	—
1994-92	Block Pipe	Sonota	3/8" Pipe	1	090-130	—	—	—
1994-92	Cylinder Head	Sonota	40.8mm	1	555-095	565-095	—	570-009
1994-92	Cylinder Head Pipe	Sonota	1/8" Pipe	9	090-117	—	—	—
1994-92	Cylinder Head Pipe	Sonota	22mm Pipe	3	090-131	—	—	—
L4 - 2.4 (2351cc)								
2003-99	Cylinder Head	-	35mm	1	555-093	565-093	—	570-007
1991-89	Engine Kit	-			557-071	567-071	—	—
1991-89	Block	-	35mm	9	555-093	565-093	—	570-007
1991-89	Block Pipe	-	1/16" Pipe	2	090-120	—	—	—
1991-89	Block Pipe	-	3/8" Pipe	1	090-130	—	—	—
1991-89	Cylinder Head	-	35mm	1	555-093	565-093	—	570-007
1991-89	Cylinder Head Pipe	-	1/4" Pipe	1	090-123	—	—	—
V6 - 2.5 (2500cc)								
2001-99	Block	-	1" SC	5	555-091	—	—	570-004
2001-99	Block	-	35mm	3	555-093	565-093	—	570-007
2001-99	Cylinder Head	-	1" SC	4	555-091	—	—	570-004
2001-99	Cylinder Head	-	1-1/8"	2	555-143	—	—	—
V6 - 2.7 (2700cc)								
2003-01	Block	-	1" SC	5	555-091	—	—	570-004
2003-01	Block	-	35mm	3	555-093	565-093	—	570-007
2003-01	Cylinder Head	-	1" SC	4	555-091	—	—	570-004
2003-01	Cylinder Head	-	1-1/8"	2	555-143	—	—	—
V6 - 3.0 (2972cc) - G6AT								
1998-90	Engine Kit	-			557-072	—	—	—
1998-90	Block	-	1" SC	5	555-091	—	—	570-004
1998-90	Block	-	1-5/8"	1	555-150	—	—	—
1998-90	Block	-	35mm	2	555-093	565-093	—	570-007
1998-90	Block Pipe	-	1/4" Pipe	2	090-122	—	—	—
1998-90	Block Pipe	-	3/8" Pipe	3	090-130	—	—	—
1998-90	Cylinder Head	-	35mm	2	555-093	565-093	—	570-007
1998-90	Cylinder Head Pipe	-	1/16" Pipe	2	090-073	—	—	—
1998-90	Cylinder Head Pipe	-	1/4" Pipe	2	090-123	—	—	—
V6 - 3.0 (3000cc)								
2001	Block	-	1" SC	5	555-091	—	—	570-004
2001	Block	-	1-5/8"	1	555-150	—	—	—
2001	Block	-	35mm	2	555-093	565-093	—	570-007
2001	Cylinder Head	-	1" SC	4	555-091	—	—	570-004
INFINITI								
L4 - 2.0 (1998cc) - SR20DE								
2002-91	Engine Kit	G20			557-102	567-102	—	—
2002-91	Block	G20	30mm	6	555-100	565-100	—	570-006
2002-91	Block Pipe	G20	1/4" Pipe	1	090-134	—	—	—
2002-91	Block Pipe	G20	3/8" Pipe	6	090-130	—	—	—
2002-91	Block Pipe	G20	30mm Pipe	1	090-139	—	—	—
2002-91	Cylinder Head	G20	30mm	4	555-100	565-100	—	570-006
V6 - 3.0 (2960cc) - VG30DE								
1996-93	Block	J30	30mm	12	555-100	565-100	—	570-006
1996-93	Cylinder Head	-	20mm	2	555-101	565-101	—	—
1996-93	Cylinder Head Pipe	-	1" Pipe	1	090-138	—	—	—
1996-93	Cylinder Head Pipe	-	1/2" Pipe	1	090-092	—	—	—
V6 - 3.0 (2960cc) - VG30E								
1992-90	Engine Kit	M30			557-105	—	—	—
1992-90	Block	M30	30mm	12	555-100	565-100	—	570-006
1992-90	Cylinder Head	M30	30mm	1	555-100	565-100	—	570-006
1992-90	Cylinder Head Pipe	-	1" Pipe	1	090-138	—	—	—
1992-90	Cylinder Head Pipe	-	3/8" Pipe	1	090-130	—	—	—
V6 - 3.0 (2983cc) - VQ30DE								
2001-96	Cylinder Head	I30	28mm	2	555-117	—	—	570-005
2001-96	Cylinder Head	I30	30mm	2	555-100	565-100	—	570-006
V6 - 3.3 (3275cc) - VG33E								
2000-98	Block	QX4	30mm	AR	555-100	565-100	—	570-006
2000-98	Cylinder Head	QX4	30mm	AR	555-100	565-100	—	570-006
1998	Block	QX4	1/2" SC	2	555-006	—	—	—
V6 - 3.5 (3500cc) - VQ35DE								
2005-01	Cylinder Head	I35, G35, QX4	28mm	2	555-117	—	—	570-005
2005-01	Cylinder Head	I35, G35, QX4	30mm	2	555-100	565-100	—	570-006
V8 - 4.1 (4130cc) - VH41DE								
2001-97	Engine Kit	Q45			557-040	567-040	—	—
2001-97	Block	Q45	20mm	3	555-101	565-101	—	—
2001-97	Block	Q45	30mm	6	555-100	565-100	—	570-006
2001-97	Block	Q45	35mm	AR	555-093	565-093	—	570-007
2001-97	Cylinder Head	Q45	20mm	2	555-101	565-101	—	—
2001-97	Cylinder Head	Q45	30mm	2	555-100	565-100	—	570-006

Expansion Plug Applications



Make/ Engine/Years	Location	Description	Size	Qty	Dorman Steel	Dorman Brass	Dorman Copper	Dorman Rubber
INFINITI (continued)								
V8 - 4.5 (4494cc)								
2005-02	Cylinder Head	M45, Q45	30mm	6	555-100	565-100	—	570-006
V8 - 4.5 (4494cc) - VH45DE								
1996-90	Block	Q45	30mm	6	555-100	565-100	—	570-006
1996-90	Cylinder Head	Q45	20mm	2	555-101	565-101	—	—
INTERNATIONAL								
L6 - 3.8 (232 CID)								
1971-69	Engine Kit	-			557-017	567-017	—	—
1971-69	Block	-	2"	4	555-069	565-069	568-012	570-012
1971-69	Block Pipe	-	3/8" Pipe	3	090-028	—	—	—
1971-69	Camshaft	-	2-9/64" SC	1	555-076	—	—	570-016
1971-69	Cylinder Head	-	2"	1	555-069	565-069	568-012	570-012
1971-69	Cylinder Head	-	7/8"	3	555-014	565-014	—	570-004
L6 - 3.9 (240 CID)								
1980-50	Block	-	1-41/64"	4	555-068	565-068	—	570-010
1980-50	Camshaft	-	2"	1	555-069	565-069	568-012	570-012
1980-50	Cylinder Head	-	1-5/8"	1	555-030	565-030	568-010	570-009
1980-50	Rocker Arm Shaft	-	3/4"	AR	550-007	560-007	—	570-003
L6 - 3.9 (241 CID)								
1970-68	Block	-	1-41/64"	4	555-068	565-068	—	570-010
1970-68	Camshaft	-	2"	1	555-069	565-069	568-012	570-012
1970-68	Cylinder Head	-	1-5/8"	1	555-030	565-030	568-010	570-009
1970-68	Rocker Arm Shaft	-	3/4"	AR	550-007	560-007	—	570-003
L6 - 4.2 (258 CID)								
1975-72	Engine Kit	-			557-017	567-017	—	—
1975-72	Block	-	2"	4	555-069	565-069	568-012	570-012
1975-72	Block Pipe	-	3/8" Pipe	3	090-028	—	—	—
1975-72	Camshaft	-	2-9/64" SC	1	555-076	—	—	570-016
1975-72	Cylinder Head	-	2"	1	555-069	565-069	568-012	570-012
1975-72	Cylinder Head	-	7/8"	3	555-014	565-014	—	570-004
L6 - 4.3 (264 CID)								
1980-50	Block	-	1-41/64"	4	555-068	565-068	—	570-010
1980-50	Camshaft	-	2"	1	555-069	565-069	568-012	570-012
1980-50	Cylinder Head	-	1-5/8"	1	555-030	565-030	568-010	570-009
1980-50	Rocker Arm Shaft	-	3/4"	AR	550-007	560-007	—	570-003
L6 - 4.3 (265 CID)								
1970-68	Block	-	1-41/64"	4	555-068	565-068	—	570-010
1970-68	Camshaft	-	2"	1	555-069	565-069	568-012	570-012
1970-68	Cylinder Head	-	1-5/8"	1	555-030	565-030	568-010	570-009
1970-68	Rocker Arm Shaft	-	3/4"	AR	550-007	560-007	—	570-003
L6 - 4.4 (269 CID)								
1981-40	Engine Kit	-			557-024	567-024	—	—
1981-40	Block	-	2"	6	550-028	560-028	568-012	570-014
1981-40	Block Pipe	-	3/8" Pipe	2	090-028	—	—	—
1981-40	Cylinder Head Pipe	-	3/8" Pipe	1	090-028	—	—	—
1981-40	Rocker Arm Shaft	-	3/4"	AR	550-007	560-007	—	570-003
L6 - 4.8 (282 CID)								
1981-40	Engine Kit	-			557-024	567-024	—	—
1981-40	Block	-	2"	6	550-028	560-028	568-012	570-014
1981-40	Block Pipe	-	3/8" Pipe	2	090-028	—	—	—
1981-40	Cylinder Head Pipe	-	3/8" Pipe	1	090-028	—	—	—
1981-40	Rocker Arm Shaft	-	3/4"	AR	550-007	560-007	—	570-003
L6 - 5.0 (308 CID)								
1981-40	Engine Kit	-			557-024	567-024	—	—
1981-40	Block	-	2"	6	550-028	560-028	568-012	570-014
1981-40	Block Pipe	-	3/8" Pipe	2	090-028	—	—	—
1981-40	Cylinder Head Pipe	-	3/8" Pipe	1	090-028	—	—	—
1981-40	Rocker Arm Shaft	-	3/4"	AR	550-007	560-007	—	570-003
L6 - 6.6 (406 CID)								
1981-40	Engine Kit	-			557-024	567-024	—	—
1981-40	Block	-	2"	6	550-028	560-028	568-012	570-014
1981-40	Block Pipe	-	3/8" Pipe	2	090-028	—	—	—
1981-40	Cylinder Head Pipe	-	3/8" Pipe	1	090-028	—	—	—
1981-40	Rocker Arm Shaft	-	3/4"	AR	550-007	560-007	—	570-003
L6 - 7.0 (372 CID)								
1981-40	Engine Kit	-			557-024	567-024	—	—
1981-40	Block	-	2"	6	550-028	560-028	568-012	570-014
1981-40	Block Pipe	-	3/8" Pipe	2	090-028	—	—	—
1981-40	Cylinder Head Pipe	-	3/8" Pipe	1	090-028	—	—	—
1981-40	Rocker Arm Shaft	-	3/4"	AR	550-007	560-007	—	570-003
L6 - 7.4 (450 CID)								
1981-40	Engine Kit	-			557-024	567-024	—	—
1981-40	Block	-	2"	6	550-028	560-028	568-012	570-014
1981-40	Block Pipe	-	3/8" Pipe	2	090-028	—	—	—
1981-40	Cylinder Head Pipe	-	3/8" Pipe	1	090-028	—	—	—
1981-40	Rocker Arm Shaft	-	3/4"	AR	550-007	560-007	—	570-003
L6 - 8.2 (501 CID)								
1981-40	Engine Kit	-			557-024	567-024	—	—
1981-40	Block	-	2"	6	550-028	560-028	568-012	570-014
1981-40	Block Pipe	-	3/8" Pipe	2	090-028	—	—	—
1981-40	Cylinder Head Pipe	-	3/8" Pipe	1	090-028	—	—	—
1981-40	Rocker Arm Shaft	-	3/4"	AR	550-007	560-007	—	570-003

Expansion Plug Applications



Make/ Engine/Years	Location	Description	Size	Qty	Dorman Steel	Dorman Brass	Dorman Copper	Dorman Rubber
INTERNATIONAL (continued)								
V8 - 4.4 (266 CID)								
1970-68	Engine Kit	-			557-023	567-023	—	—
1970-68	Block	-	1-41/64"	6	555-068	565-068	—	570-010
1970-68	Block	-	1-49/64"	4	555-036	565-036	—	570-011
1970-68	Block	-	1-49/64" SC	4	555-037	565-037	—	570-011
1970-68	Block	-	1-5/8"	6	555-030	565-030	568-010	570-009
1970-68	Block	-	3/4"	2	550-007	560-007	—	570-003
1970-68	Block Pipe	-	1/4" Pipe	2	090-026	—	—	—
1970-68	Block Pipe	-	3/8" Pipe	2	090-028	—	—	—
1970-68	Camshaft	-	2"	1	555-069	565-069	568-012	570-012
1970-68	Cylinder Head	-	1-9/16"	6	555-029	565-029	—	570-009
1970-68	Rocker Arm Shaft	-	3/4"	AR	550-007	560-007	—	570-003
V8 - 5.0 (304 CID)								
1980-69	Engine Kit	-			557-023	567-023	—	—
1980-69	Block	-	1-41/64"	6	555-068	565-068	—	570-010
1980-69	Block	-	1-49/64"	4	555-036	565-036	—	570-011
1980-69	Block	-	1-49/64" SC	4	555-037	565-037	—	570-011
1980-69	Block	-	1-5/8"	6	555-030	565-030	568-010	570-009
1980-69	Block	-	3/4"	2	550-007	560-007	—	570-003
1980-69	Block Pipe	-	1/4" Pipe	2	090-026	—	—	—
1980-69	Block Pipe	-	3/8" Pipe	2	090-028	—	—	—
1980-69	Camshaft	-	2"	1	555-069	565-069	568-012	570-012
1980-69	Cylinder Head	-	1-9/16"	6	555-029	565-029	—	570-009
1980-69	Rocker Arm Shaft	-	3/4"	AR	550-007	560-007	—	570-003
V8 - 5.6 (345 CID)								
1980-71	Engine Kit	-			557-023	567-023	—	—
1980-71	Block	-	1-41/64"	6	555-068	565-068	—	570-010
1980-71	Block	-	1-49/64"	4	555-036	565-036	—	570-011
1980-71	Block	-	1-49/64" SC	4	555-037	565-037	—	570-011
1980-71	Block	-	1-5/8"	6	555-030	565-030	568-010	570-009
1980-71	Block	-	3/4"	2	550-007	560-007	—	570-003
1980-71	Block Pipe	-	1/4" Pipe	2	090-026	—	—	—
1980-71	Block Pipe	-	3/8" Pipe	2	090-028	—	—	—
1980-71	Camshaft	-	2"	1	555-069	565-069	568-012	570-012
1980-71	Cylinder Head	-	1-9/16"	6	555-029	565-029	—	570-009
1980-71	Rocker Arm Shaft	-	3/4"	AR	550-007	560-007	—	570-003
V8 - 6.4 (392 CID)								
1975-74	Engine Kit	-			557-023	567-023	—	—
1975-74	Block	-	1-41/64"	6	555-068	565-068	—	570-010
1975-74	Block	-	1-49/64"	4	555-036	565-036	—	570-011
1975-74	Block	-	1-49/64" SC	4	555-037	565-037	—	570-011
1975-74	Block	-	1-5/8"	6	555-030	565-030	568-010	570-009
1975-74	Block	-	3/4"	2	550-007	560-007	—	570-003
1975-74	Block Pipe	-	1/4" Pipe	2	090-026	—	—	—
1975-74	Block Pipe	-	3/8" Pipe	2	090-028	—	—	—
1975-74	Camshaft	-	2"	1	555-069	565-069	568-012	570-012
1975-74	Cylinder Head	-	1-9/16"	6	555-029	565-029	—	570-009
1975-74	Rocker Arm Shaft	-	3/4"	AR	550-007	560-007	—	570-003
V8 - 6.6 (401 CID)								
1983-56	Block	-	1-1/2"	6	550-022	560-022	568-009	570-008
1983-56	Block	-	1-1/2" SC	6	555-077	565-077	—	570-008
1983-56	Cylinder Head	-	1-3/8"	AR	555-025	565-025	568-008	570-007
1983-56	Rocker Arm Shaft	-	3/4"	AR	550-007	560-007	—	570-003
V8 - 6.7 (404 CID)								
1983-56	Block	-	1-1/2"	6	550-022	560-022	568-009	570-008
1983-56	Block	-	1-1/2" SC	6	555-077	565-077	—	570-008
1983-56	Cylinder Head	-	1-3/8"	AR	555-025	565-025	568-008	570-007
1983-56	Rocker Arm Shaft	-	3/4"	AR	550-007	560-007	—	570-003
V8 - 7.4 (446 CID)								
1983-56	Block	-	1-1/2"	6	550-022	560-022	568-009	570-008
1983-56	Block	-	1-1/2" SC	6	555-077	565-077	—	570-008
1983-56	Cylinder Head	-	1-3/8"	AR	555-025	565-025	568-008	570-007
1983-56	Rocker Arm Shaft	-	3/4"	AR	550-007	560-007	—	570-003
V8 - 7.6 (462 CID)								
1983-56	Block	-	1-1/2"	6	550-022	560-022	568-009	570-008
1983-56	Block	-	1-1/2" SC	6	555-077	565-077	—	570-008
1983-56	Cylinder Head	-	1-3/8"	AR	555-025	565-025	568-008	570-007
1983-56	Rocker Arm Shaft	-	3/4"	AR	550-007	560-007	—	570-003
V8 - 7.8 (478 CID)								
1983-56	Block	-	1-1/2"	6	550-022	560-022	568-009	570-008
1983-56	Block	-	1-1/2" SC	6	555-077	565-077	—	570-008
1983-56	Cylinder Head	-	1-3/8"	AR	555-025	565-025	568-008	570-007
1983-56	Rocker Arm Shaft	-	3/4"	AR	550-007	560-007	—	570-003
V8 - 8.7 (549 CID)								
1983-56	Block	-	1-1/2"	6	550-022	560-022	568-009	570-008
1983-56	Block	-	1-1/2" SC	6	555-077	565-077	—	570-008
1983-56	Cylinder Head	-	1-3/8"	AR	555-025	565-025	568-008	570-007
1983-56	Rocker Arm Shaft	-	3/4"	AR	550-007	560-007	—	570-003
V8 - 8.8 (550 CID)								
1983-56	Block	-	1-1/2"	6	550-022	560-022	568-009	570-008
1983-56	Block	-	1-1/2" SC	6	555-077	565-077	—	570-008
1983-56	Cylinder Head	-	1-3/8"	AR	555-025	565-025	568-008	570-007

Expansion Plug Applications



Make/ Engine/Years	Location	Description	Size	Qty	Dorman Steel	Dorman Brass	Dorman Copper	Dorman Rubber
INTERNATIONAL (continued)								
V8 - 8.8 (550 CID) (continued)								
1983-86	Rocker Arm Shaft	-	3/4"	AR	550-007	560-007	—	570-003
ISUZU								
L4 - 1.5 (1471cc)								
1989-85	Engine Kit	Inc. Turbo			557-111	—	—	—
1989-85	Block	Inc. Turbo	1-25/64"	6	555-179	—	—	—
1989-85	Block	Inc. Turbo	18.2mm	2	555-107	—	—	—
1989-85	Block Pipe	Inc. Turbo	1/4" Pipe	1	090-134	—	—	—
1989-85	Cylinder Head	Inc. Turbo	1-3/16"	1	555-086	—	—	570-006
1989-85	Cylinder Head	Inc. Turbo	41/64"	2	555-177	—	—	—
L4 - 1.6 (1588cc)								
1993-92	Block	Inc. Turbo	1-25/64"	6	555-179	—	—	—
1993-92	Block	Inc. Turbo	35/64"	1	555-176	—	—	—
1993-92	Block Pipe	Inc. Turbo	1/4" Pipe	1	090-124	—	—	—
1993-92	Block Pipe	Inc. Turbo	1/4" Pipe	1	090-134	—	—	—
1993-92	Cylinder Head	Inc. Turbo	1"	4	555-162	—	—	—
1993-92	Cylinder Head	Inc. Turbo	20mm	2	555-101	565-101	—	—
1993-92	Oil Gallery Pipe	Inc. Turbo	1/4" Pipe	1	090-124	—	—	—
1993-92	Oil Gallery Pipe	Inc. Turbo	1/8" Pipe	1	090-117	—	—	—
1991	Engine Kit	Inc. Turbo			557-111	—	—	—
1991	Block	Inc. Turbo	1-25/64"	6	555-179	—	—	—
1991	Block	Inc. Turbo	18.2mm	2	555-107	—	—	—
1991	Block	Inc. Turbo	35/64"	1	555-176	—	—	—
1991	Block Pipe	Inc. Turbo	1/4" Pipe	1	090-124	—	—	—
1991	Block Pipe	Inc. Turbo	1/4" Pipe	1	090-134	—	—	—
1991	Cylinder Head	Inc. Turbo	1"	4	555-162	—	—	—
1991	Cylinder Head	Inc. Turbo	1-3/16"	1	555-086	—	—	570-006
1991	Cylinder Head	Inc. Turbo	20mm	2	555-101	565-101	—	—
1991	Cylinder Head	Inc. Turbo	41/64"	2	555-177	—	—	—
1991	Oil Gallery Pipe	Inc. Turbo	1/4" Pipe	1	090-124	—	—	—
1991	Oil Gallery Pipe	Inc. Turbo	1/8" Pipe	1	090-117	—	—	—
1990-89	Engine Kit	Inc. Turbo			557-111	—	—	—
1990-89	Block	Inc. Turbo	1-25/64"	6	555-179	—	—	—
1990-89	Block	Inc. Turbo	35/64"	1	555-176	—	—	—
1990-89	Block Pipe	Inc. Turbo	1/4" Pipe	1	090-124	—	—	—
1990-89	Block Pipe	Inc. Turbo	1/4" Pipe	1	090-134	—	—	—
1990-89	Cylinder Head	Inc. Turbo	1-3/16"	1	555-086	—	—	570-006
1990-89	Cylinder Head	Inc. Turbo	41/64"	2	555-177	—	—	—
1990-89	Oil Gallery Pipe	Inc. Turbo	1/4" Pipe	1	090-124	—	—	—
1990-89	Oil Gallery Pipe	Inc. Turbo	1/8" Pipe	1	090-117	—	—	—
L4 - 1.8 (1788cc)								
1992	Block	Impulse	1-25/64"	6	555-179	—	—	—
1992	Block Pipe	Impulse	1/4" Pipe	1	090-134	—	—	—
1992	Cylinder Head	Impulse	1"	4	555-162	—	—	—
1992	Cylinder Head	Impulse	20mm	2	555-101	565-101	—	—
1992	Cylinder Head	Impulse	41/64"	2	555-177	—	—	—
1992	Oil Gallery	Impulse	18.2mm	2	555-107	—	—	—
1992	Oil Gallery Pipe	Impulse	1/4" Pipe	1	090-124	—	—	—
L4 - 1.8 (1817cc) - G180Z								
1985-83	Engine Kit	-			557-112	—	—	—
1985-83	Block	-	1-25/64"	5	555-179	—	—	—
1985-83	Block	-	1-33/64"	1	555-180	—	—	—
1985-83	Block Pipe	-	1/4" Pipe	1	090-134	—	—	—
1985-83	Cylinder Head	-	1"	1	555-162	—	—	—
1985-83	Cylinder Head	-	40.8mm	1	555-095	565-095	—	570-009
1985-83	Oil Gallery	-	45/64"	1	550-043	—	—	—
1985-83	Oil Gallery Pipe	-	1/8" Pipe	4	090-117	—	—	—
1985-83	Rocker Arm Shaft	-	35/64"	4	555-176	—	—	—
1982-81	Engine Kit	-			557-112	—	—	—
1982-81	Block	-	1-25/64"	5	555-179	—	—	—
1982-81	Block	-	1-33/64"	1	555-180	—	—	—
1982-81	Block Pipe	-	1/4" Pipe	1	090-134	—	—	—
1982-81	Cylinder Head	-	1"	1	555-162	—	—	—
1982-81	Cylinder Head	-	40.8mm	1	555-095	565-095	—	570-009
1982-81	Oil Gallery	-	45/64"	1	550-043	—	—	—
1982-81	Oil Gallery Pipe	-	1/8" Pipe	4	090-117	—	—	—
1982-81	Rocker Arm Shaft	-	29/64" SC	4	555-004	565-004	—	—
L4 - 1.8 (1836cc)								
1992	Block	Stylus	1-25/64"	6	555-179	—	—	—
1992	Block Pipe	Stylus	1/4" Pipe	1	090-134	—	—	—
1992	Cylinder Head	Stylus	1"	4	555-162	—	—	—
1992	Cylinder Head	Stylus	20mm	2	555-101	565-101	—	—
1992	Cylinder Head	Stylus	41/64"	2	555-177	—	—	—
1992	Oil Gallery	Stylus	18.2mm	2	555-107	—	—	—
1992	Oil Gallery Pipe	Stylus	1/4" Pipe	1	090-124	—	—	—
L4 - 1.9 (1949cc) - G200Z								
1987-83	Engine Kit	-			557-113	—	—	—
1987-83	Block	-	1-25/64"	5	555-179	—	—	—
1987-83	Block	-	1-33/64"	1	555-180	—	—	—
1987-83	Block Pipe	-	1/4" Pipe	1	090-134	—	—	—
1987-83	Cylinder Head	-	1"	1	555-162	—	—	—
1987-83	Cylinder Head	-	40.8mm	1	555-095	565-095	—	570-009

Expansion Plug Applications



Make/ Engine/Years	Location	Description	Size	Qty	Dorman Steel	Dorman Brass	Dorman Copper	Dorman Rubber
ISUZU (continued)								
L4 - 1.9 (1949cc) - G200Z (continued)								
1987-83	Oil Gallery	-	18.2mm	1	555-107	—	—	—
1987-83	Oil Gallery	-	45/64"	1	550-043	—	—	—
1987-83	Oil Gallery Pipe	-	1/8" Pipe	4	090-117	—	—	—
1987-83	Rocker Arm Shaft	-	35/64"	4	555-176	—	—	—
L4 - 2.0 (1994cc)								
1989-85	Engine Kit	-			557-113	—	—	—
1989-85	Block	-	1-25/64"	6	555-179	—	—	—
1989-85	Block	-	1-33/64"	1	555-180	—	—	—
1989-85	Block Pipe	-	1/4" Pipe	1	090-134	—	—	—
1989-85	Cylinder Head	-	1"	2	555-162	—	—	—
1989-85	Cylinder Head	-	40.8mm	1	555-095	565-095	—	570-009
1989-85	Oil Gallery	-	18.2mm	2	555-107	—	—	—
1989-85	Oil Gallery	-	45/64"	2	550-043	—	—	—
1989-85	Oil Gallery Pipe	-	1/8" Pipe	4	090-117	—	—	—
1989-85	Rocker Arm Shaft	-	35/64"	4	555-176	—	—	—
L4 - 2.2 (2200cc) - X22SE								
1998	Cylinder Head	-	41/64"	4	555-177	—	—	—
L4 - 2.2 (2238cc) - C223								
1987-81	Cylinder Head-Lower	Inc.Turbo	41/64"	4	555-177	—	—	—
1987-81	Cylinder Head-Upper	Inc.Turbo	18.2mm	5	555-107	—	—	—
L4 - 2.3 (2254cc) - 4ZD1								
1995-86	Engine Kit	-			557-113	—	—	—
1995-86	Block	-	1-25/64"	6	555-179	—	—	—
1995-86	Block	-	1-33/64"	1	555-180	—	—	—
1995-86	Block Pipe	-	1/4" Pipe	1	090-134	—	—	—
1995-86	Cylinder Head	-	1"	2	555-162	—	—	—
1995-86	Cylinder Head	-	40.8mm	1	555-095	565-095	—	570-009
1995-86	Oil Gallery	-	18.2mm	2	555-107	—	—	—
1995-86	Oil Gallery	-	45/64"	2	550-043	—	—	—
1995-86	Oil Gallery Pipe	-	1/8" Pipe	5	090-117	—	—	—
1995-86	Rocker Arm Shaft	-	35/64"	4	555-176	—	—	—
L4 - 2.6 (2559cc) - 4ZE1								
1997-88	Engine Kit	-			557-113	—	—	—
1997-88	Block	-	1-25/64"	6	555-179	—	—	—
1997-88	Block	-	1-33/64"	1	555-180	—	—	—
1997-88	Block Pipe	-	1/4" Pipe	1	090-134	—	—	—
1997-88	Cylinder Head	-	1"	2	555-162	—	—	—
1997-88	Cylinder Head	-	40.8mm	1	555-095	565-095	—	570-009
1997-88	Oil Gallery	-	18.2mm	2	555-107	—	—	—
1997-88	Oil Gallery	-	45/64"	2	550-043	—	—	—
1997-88	Oil Gallery Pipe	-	1/8" Pipe	5	090-117	—	—	—
1997-88	Rocker Arm Shaft	-	35/64"	4	555-176	—	—	—
V6 - 2.8 (2827cc)								
1991-89	Block	-	34.3mm	6	555-104	565-104	—	570-007
V6 - 3.1 (3137cc) - CPC								
1994-91	Engine Kit	-			557-114	567-114	—	—
1994-91	Block	-	3/4"	3	555-012	565-012	—	570-003
1994-91	Block	-	34.3mm	6	555-104	565-104	—	570-007
1994-91	Block Pipe	-	1/4" Pipe	1	090-122	—	—	—
1994-91	Block Pipe	-	1/4" Pipe	AR	090-026	—	—	—
1994-91	Block Pipe	-	3/8" Pipe	2	090-019	—	—	—
V6 - 3.2 (3165cc) - 6VD1								
2003-98	Camshaft	-	5/16"	1	555-174	—	—	—
2003-98	Cylinder Head	-	41/64"	4	555-177	—	—	—
2003-98	Oil Gallery Pipe	-	1/8" Pipe	AR	090-117	—	—	—
2003-98	Rocker Arm Shaft	-	25/64"	1	555-175	—	—	—
1997-92	Engine Kit	-			557-115	—	—	—
1997-92	Block	-	1-3/16"	2	555-086	—	—	570-006
1997-92	Camshaft	-	5/16"	1	555-174	—	—	—
1997-92	Cylinder Head	-	41/64"	4	555-177	—	—	—
1997-92	Oil Gallery Pipe	-	1/8" Pipe	AR	090-117	—	—	—
1997-92	Rocker Arm Shaft	-	25/64"	1	555-175	—	—	—
V6 - 3.5 (3500cc) - 6VE1								
2003-98	Camshaft	-	5/16"	1	555-174	—	—	—
2003-98	Cylinder Head	-	41/64"	4	555-177	—	—	—
2003-98	Oil Gallery Pipe	-	1/8" Pipe	AR	090-117	—	—	—
2003-98	Rocker Arm Shaft	-	25/64"	1	555-175	—	—	—
JAGUAR								
L6 - 2.9 (2900cc) -								
1992-90	Block Pipe	-	1/8" Pipe	1	090-046	—	—	—
1992-90	Cylinder Head	-	1-3/8"	1	555-025	565-025	568-008	570-007
1992-90	Cylinder Head	-	7/8"	2	555-014	565-014	—	570-004
L6 - 3.2 (3200cc) -								
1994-90	Block Pipe	-	1/8" Pipe	1	090-046	—	—	—
1994-90	Cylinder Head	-	1"	6	555-017	565-017	—	570-004
L6 - 3.6 (3590cc) -								
1992-90	Block Pipe	-	1/8" Pipe	1	090-046	—	—	—
1992-90	Cylinder Head	-	1"	6	555-017	565-017	—	570-004
L6 - 4.0 (3980cc) -								
1997-90	Block Pipe	-	1/8" Pipe	1	090-046	—	—	—
1997-90	Cylinder Head	-	1"	6	555-017	565-017	—	570-004

Expansion Plug Applications



Make/ Engine/Years	Location	Description	Size	Qty	Dorman Steel	Dorman Brass	Dorman Copper	Dorman Rubber
JAGUAR (continued)								
L6 - 4.2 (4235cc) -								
1995-85	Block	-	1-1/4"	2	555-023	565-023	568-007	570-006
1995-85	Block	-	1-41/64"	9	555-068	565-068	—	570-010
1995-85	Cylinder Head	-	7/8"	5	555-014	565-014	—	570-004
V12 - 5.3 (5343cc) -								
1980-76	Block	-	7/8"	2	555-014	565-014	—	570-004
1980-76	Cylinder Head	-	1-3/8"	2	555-025	565-025	568-008	570-007
1980-76	Cylinder Head	-	5/8"	14	555-168	—	—	—
V12 - 6.0 (5994cc) -								
1997-93	Block	-	7/8"	2	555-014	565-014	—	570-004
1997-93	Cylinder Head	-	1-3/8"	2	555-025	565-025	568-008	570-007
1997-93	Cylinder Head	-	7/8"	14	555-014	565-014	—	570-004
JEEP								
L4 - 2.1 (126 CID)								
1987-85	Block	Diesel	11/16"	1	555-138	—	—	—
1987-85	Block	Diesel	28mm	1	555-117	—	—	570-005
1987-85	Block	Diesel	41/64"	2	555-136	—	—	—
1987-85	Block	Diesel	45mm	1	555-098	565-098	—	570-011
1987-85	Block	Diesel	49/64"	2	555-139	—	—	—
1987-85	Block	Diesel	7/16"	2	555-002	—	—	—
1987-85	Block Pipe	Diesel	1/8" Pipe	2	090-127	—	—	—
1987-85	Block Pipe	Diesel	12mm Pipe	1	090-108	—	—	—
1987-85	Cylinder Head	Diesel	1-17/64"	AR	555-144	—	—	—
1987-85	Cylinder Head	Diesel	25/64"	AR	555-134	—	—	—
1987-85	Cylinder Head	Diesel	41/64"	2	555-136	—	—	—
1987-85	Cylinder Head	Diesel	49/64"	2	555-139	—	—	—
1987-85	Cylinder Head	Diesel	7/16"	AR	555-002	—	—	—
L4 - 2.2 (134 CID)								
1971-45	Block	-	1-1/4" SC	3	555-024	565-024	568-007	570-006
1971-45	Camshaft	-	1-13/16" SC	1	555-058	—	—	570-011
1971-45	Camshaft	-	1-49/64" SC	1	555-037	565-037	—	570-011
L4 - 2.4 (148 CID)								
2005-02	Block	-	1-3/8"	4	555-025	565-025	568-008	570-007
2005-02	Cylinder Head	-	1-1/4" SC	2	555-024	565-024	568-007	570-006
L4 - 2.5 (150 CID)								
2002-83	Engine Kit	AMC Eng	—	—	557-077	—	—	—
2002-83	Block	AMC Eng	1-49/64"	3	555-152	—	—	—
2002-83	Block	AMC Eng	2"	1	555-069	565-069	568-012	570-012
2002-83	Block Pipe	AMC Eng	3/8" Pipe	4	090-019	—	—	—
2002-83	Camshaft	AMC Eng	2-9/64" SC	1	555-076	—	—	570-016
2002-83	Cylinder Head	AMC Eng	2"	1	555-069	565-069	568-012	570-012
2002-83	Cylinder Head	AMC Eng	7/8"	4	555-014	565-014	—	570-004
L4 - 2.5 (151 CID)								
1983-80	Engine Kit	GM Eng	—	—	557-042	567-042	—	—
1983-80	Block-Rear	GM Eng	1-61/64"	1	555-041	565-041	—	570-012
1983-80	Block-Side	GM Eng	41.5mm	5	555-087	—	—	570-009
1983-80	Camshaft	GM Eng	2-7/64"	1	555-080	—	—	570-014
1983-80	Cylinder Head	GM Eng	1-7/8"	1	555-038	565-038	—	570-012
1983-80	Cylinder Head	GM Eng	21.66mm	4	570-003	—	—	—
1983-80	Cylinder Head	GM Eng	41.5mm	1	555-087	—	—	570-009
1983-80	Oil Gallery	GM Eng	14.98mm H	1	555-114	—	—	—
1983-80	Oil Gallery	GM Eng	19/32"	2	555-009	—	—	—
1983-80	Oil Gallery Pipe	GM Eng	3/8" Pipe	1	090-028	—	—	—
L6 - 3.8 (232 CID)								
1978-68	Engine Kit	-	—	—	557-017	567-017	—	—
1978-68	Block	-	2"	4	555-069	565-069	568-012	570-012
1978-68	Camshaft	-	2-9/64" SC	1	555-076	—	—	570-016
1978-68	Cylinder Head	-	2"	1	555-069	565-069	568-012	570-012
1978-68	Cylinder Head	-	7/8"	3	555-014	565-014	—	570-004
1978-68	Oil Gallery Pipe	-	3/8" Pipe	2	090-028	—	—	—
L6 - 4.0 (242 CID)								
2005-87	Engine Kit	-	—	—	557-017	567-017	—	—
2005-87	Block	-	2"	4	555-069	565-069	568-012	570-012
2005-87	Camshaft	-	2-9/64" SC	1	555-076	—	—	570-016
2005-87	Cylinder Head	-	1" SC	2	555-018	565-018	—	570-005
2005-87	Cylinder Head	-	2"	1	555-069	565-069	568-012	570-012
2005-87	Oil Gallery Pipe	-	3/8" Pipe	2	090-028	—	—	—
L6 - 4.2 (258 CID)								
1990-88	Engine Kit	-	—	—	557-017	567-017	—	—
1990-88	Block	-	2"	4	555-069	565-069	568-012	570-012
1990-88	Block	-	7/8"	1	555-014	565-014	—	570-004
1990-88	Camshaft	-	2-9/64" SC	1	555-076	—	—	570-016
1990-88	Cylinder Head	-	2"	1	555-069	565-069	568-012	570-012
1990-88	Oil Gallery Pipe	-	3/8" Pipe	2	090-028	—	—	—
1987-72	Engine Kit	-	—	—	557-017	567-017	—	—
1987-72	Block	-	2"	4	555-069	565-069	568-012	570-012
1987-72	Camshaft	-	2-9/64" SC	1	555-076	—	—	570-016
1987-72	Cylinder Head	-	2"	1	555-069	565-069	568-012	570-012
1987-72	Cylinder Head	-	7/8"	3	555-014	565-014	—	570-004
1987-72	Oil Gallery Pipe	-	3/8" Pipe	2	090-028	—	—	—
V6 - 2.8 (173 CID)								
1986-84	Engine Kit	-	—	—	557-048	567-048	—	—

Expansion Plug Applications



Expansion Plug Applications

8

Make/ Engine/Years	Location	Description	Size	Qty	Dorman Steel	Dorman Brass	Dorman Copper	Dorman Rubber
JEEP (continued)								
V6 - 2.8 (173 CID) (continued)								
1986-84	Block	-	34.3mm	6	555-104	565-104	—	570-007
1986-84	Block	-	7/8"	1	555-014	565-014	—	570-004
1986-84	Block Pipe	-	1/4" Pipe	2	090-075	—	—	—
1986-84	Cylinder Head	-	1" SC	2	555-018	565-018	—	570-005
1986-84	Cylinder Head Pipe	-	1/4" Pipe	1	090-067	—	—	—
1986-84	Oil Gallery Pipe	-	1/4" Pipe	AR	090-068	—	—	—
1986-84	Oil Gallery Pipe	-	1/4" Pipe	AR	090-071	—	—	—
1986-84	Oil Gallery Pipe	-	1/4" Pipe	1	090-067	—	—	—
1986-84	Oil Gallery Pipe	-	1/8" Pipe	2	090-065	—	—	—
1986-84	Oil Gallery Pipe	-	1/8" Pipe	2	090-070	—	—	—
1986-84	Oil Gallery Pipe	-	3/8" Pipe	1	090-019	—	—	—
1986-84	Oil Gallery Pipe	-	3/8" Pipe	1	090-028	—	—	—
V6 - 3.7 (225 CID)								
1971-66	Block	-	1-1/2"	4	555-028	565-028	568-009	570-008
1971-66	Block	-	1-9/16"	4	555-029	565-029	—	570-009
1971-66	Oil Gallery-Front	-	5/8" SC	4	555-011	565-011	—	—
1971-66	Oil Gallery-Rear	-	1-13/16" SC	4	555-058	—	—	570-011
V6 - 3.7 (226 CID)								
2005-02	Block	-	1-3/8"	8	555-025	565-025	568-008	570-007
2005-02	Cylinder Head	-	1-1/4" SC	2	555-024	565-024	568-007	570-006
V8 - 4.7 (285 CID)								
2005-99	Block	-	1-3/8"	10	555-025	565-025	568-008	570-007
2005-99	Block	-	45/64"	1	555-082	—	—	—
2005-99	Cylinder Head	-	1-1/4" SC	2	555-024	565-024	568-007	570-006
2005-99	Cylinder Head	-	7/16" SC	1	555-003	—	—	—
V8 - 5.0 (304 CID)								
1981-80	Engine Kit	-	—	—	557-018	567-018	—	—
1981-80	Block	-	1-1/2"	6	555-028	565-028	568-009	570-008
1981-80	Block	-	1-49/64"	2	555-152	—	—	—
1981-80	Camshaft	-	2-9/64" SC	1	555-076	—	—	570-016
1981-80	Cylinder Head	-	1" SC	4	555-018	565-018	—	570-005
1981-80	Cylinder Head	-	1-1/2"	4	555-028	565-028	568-009	570-008
1981-80	Oil Gallery Pipe	-	3/8" Pipe	4	090-028	—	—	—
1979-72	Engine Kit	-	—	—	557-018	567-018	—	—
1979-72	Block	-	1-1/2"	6	555-028	565-028	568-009	570-008
1979-72	Camshaft	-	2-9/64" SC	1	555-076	—	—	570-016
1979-72	Cylinder Head	-	1" SC	4	555-018	565-018	—	570-005
1979-72	Cylinder Head	-	1-1/2"	4	555-028	565-028	568-009	570-008
1979-72	Oil Gallery Pipe	-	3/8" Pipe	4	090-028	—	—	—
V8 - 5.2 (318 CID)								
1998-93	Engine Kit	-	—	—	557-079	—	—	—
1998-93	Block	-	1-1/4" SC	1	555-024	565-024	568-007	570-006
1998-93	Block	-	1-11/16"	AR	555-151	—	—	—
1998-93	Block	-	1-41/64"	9	555-149	—	—	—
1998-93	Camshaft	-	1-57/64"	1	555-123	—	—	570-011
1998-93	Camshaft	-	1-7/8"	1	550-027	—	—	570-012
1998-93	Cylinder Head	-	1-1/4" SC	4	555-024	565-024	568-007	570-006
1998-93	Oil Gallery-LH	-	14.98mm H	1	555-114	—	—	—
1998-93	Oil Gallery-RH	-	9/16"	1	555-135	—	—	—
V8 - 5.7 (350 CID)								
1971-69	Block	-	1-9/16"	6	555-029	565-029	—	570-009
1971-69	Camshaft	-	2-9/64" SC	1	555-076	—	—	570-016
1971-69	Cylinder Head	-	1-1/8"	2	555-019	565-019	—	570-005
1971-69	Cylinder Head	-	1-7/32"	2	555-022	—	—	570-006
V8 - 5.9 (360 CID)								
1998	Engine Kit	-	—	—	557-018	567-018	—	—
1998	Block	-	1-1/4" SC	1	555-024	565-024	568-007	570-006
1998	Block	-	1-11/16"	AR	555-151	—	—	—
1998	Block	-	1-41/64"	9	555-149	—	—	—
1998	Camshaft	-	1-57/64"	1	555-123	—	—	570-011
1998	Cylinder Head	-	1-1/4" SC	4	555-024	565-024	568-007	570-006
1998	Oil Gallery Pipe	-	3/8" Pipe	4	090-028	—	—	—
1991-87	Engine Kit	-	—	—	557-018	567-018	—	—
1991-87	Block	-	1-1/2"	6	555-028	565-028	568-009	570-008
1991-87	Block	-	2-9/64" SC	2	555-076	—	—	570-016
1991-87	Camshaft	-	1-57/64"	1	555-123	—	—	570-011
1991-87	Cylinder Head	-	1" SC	2	555-018	565-018	—	570-005
1991-87	Cylinder Head	-	1-1/2"	2	555-028	565-028	568-009	570-008
1991-87	Oil Gallery Pipe	-	3/8" Pipe	4	090-028	—	—	—
1986-80	Engine Kit	-	—	—	557-018	567-018	—	—
1986-80	Block	-	1-1/2"	6	555-028	565-028	568-009	570-008
1986-80	Block	-	1-49/64"	2	555-152	—	—	—
1986-80	Camshaft	-	1-57/64"	1	555-123	—	—	570-011
1986-80	Camshaft	-	2-9/64" SC	1	555-076	—	—	570-016
1986-80	Cylinder Head	-	1" SC	4	555-018	565-018	—	570-005
1986-80	Cylinder Head	-	1-1/2"	4	555-028	565-028	568-009	570-008
1986-80	Oil Gallery Pipe	-	3/8" Pipe	4	090-028	—	—	—
1979-72	Engine Kit	-	—	—	557-018	567-018	—	—
1979-72	Block	-	1-1/2"	6	555-028	565-028	568-009	570-008
1979-72	Camshaft	-	1-57/64"	1	555-123	—	—	570-011
1979-72	Camshaft	-	2-9/64" SC	1	555-076	—	—	570-016

Expansion Plug Applications



Make/ Engine/Years	Location	Description	Size	Qty	Dorman Steel	Dorman Brass	Dorman Copper	Dorman Rubber
JEEP (continued)								
V8 - 5.9 (360 CID) (continued)								
1979-72	Cylinder Head	-	1" SC	4	555-018	565-018	—	570-005
1979-72	Cylinder Head	-	1-1/2"	4	555-028	565-028	568-009	570-008
1979-72	Oil Gallery Pipe	-	3/8" Pipe	4	090-028	—	—	—
V8 - 6.6 (401 CID)								
1978-74	Engine Kit	-			557-018	567-018	—	—
1978-74	Block	-	1-1/2"	6	555-028	565-028	568-009	570-008
1978-74	Camshaft	-	2-9/64" SC	1	555-076	—	—	570-016
1978-74	Cylinder Head	-	1" SC	4	555-018	565-018	—	570-005
1978-74	Cylinder Head	-	1-1/2"	4	555-028	565-028	568-009	570-008
1978-74	Oil Gallery Pipe	-	3/8" Pipe	4	090-028	—	—	—
LEXUS								
L6 - 3.0 (2999cc) - 2JZGE								
2005-92	Block	-	25mm	2	555-097	565-097	—	570-004
2005-92	Block	-	35mm	11	555-093	565-093	—	570-007
2005-92	Cylinder Head	-	20mm	4	555-101	565-101	—	—
L6 - 4.5 (4477cc) - 1FZFE								
1997-96	Block	-	1-25/64"	9	555-179	—	—	—
1997-96	Block	-	50mm	2	555-094	—	—	570-012
1997-96	Cylinder Head	-	30mm	2	555-100	565-100	—	570-006
V6 - 2.5 (2508cc) - 2VZFE								
1991-90	Engine Kit	-			557-099	567-099	—	—
1991-90	Block	-	35mm	11	555-093	565-093	—	570-007
1991-90	Block Pipe	-	3/8" Pipe	2	090-130	—	—	—
1991-90	Cylinder Head	-	30mm	8	555-100	565-100	—	570-006
V6 - 3.0 (2967cc) - 3VZFE								
1993-92	Block	-	35mm	11	555-093	565-093	—	570-007
1993-92	Block Pipe	-	3/8" Pipe	2	090-130	—	—	—
1993-92	Cylinder Head	-	30mm	8	555-100	565-100	—	570-006
V6 - 3.0 (2999cc) - 1MZFE								
2003-94	Cylinder Head	-	30mm	8	555-100	565-100	—	570-006
V6 - 3.3 (3300cc) - 3MZFE								
2005-04	Cylinder Head	-	30mm	8	555-100	565-100	—	570-006
V8 - 4.0 (3966cc) - 1UZFE								
2000-90	Cylinder Head	-	30mm	8	555-100	565-100	—	570-006
V8 - 4.3 (4300cc) - 3UZFE								
2005-01	Cylinder Head	-	30mm	8	555-100	565-100	—	570-006
V8 - 4.7 (4663cc) - 2UZFE								
2005-99	Block	-	1-25/64"	8	555-179	—	—	—
2005-99	Cylinder Head	-	30mm	8	555-100	565-100	—	570-006
LINCOLN								
L6 - 2.4 (146 CID)								
1984	Block	-	7/16"	2	555-002	—	—	—
V6 - 3.0 (182 CID)								
2005-00	Engine Kit	Exc.SHO Eng			557-051	567-051	—	—
2005-00	Balance Shaft	-	2-1/4"	1	555-084	—	568-015	570-017
2005-00	Block/Head	-	1-1/2" SC	5	555-077	565-077	—	570-008
2005-00	Block/Head (.060 OS)	-	1-9/16"	AR	555-029	565-029	—	570-009
2005-00	Camshaft	-	2-1/4"	1	555-111	—	—	570-016
V6 - 3.8 (232 CID)								
1994-82	Engine Kit	-			557-054	—	—	—
1994-82	Block	-	1-1/2" SC	AR	555-077	565-077	—	570-008
1994-82	Block (.060 OS)	-	1-9/16"	AR	555-029	565-029	—	570-009
1994-82	Block Pipe	-	1/4" Pipe	4	090-026	—	—	—
1994-82	Block Pipe	-	3/8" Pipe	AR	090-028	—	—	—
1994-82	Block Pipe	-	5/8" x 18 Pipe	3	090-047	—	—	—
1994-82	Camshaft	-	1-45/64" SC	AR	555-033	565-033	—	570-010
1994-82	Cylinder Head	-	1-41/64"	2	555-068	565-068	—	570-010
1994-82	Oil Gallery Pipe	-	5/8" x 18 Pipe	3	090-047	—	—	—
V8 - 4.6 (281 CID)								
2005-93	Block	DOHC	17/32" SC	2	555-007	—	—	—
2005-93	Block	DOHC	3/4"	1	555-012	565-012	—	570-003
2005-93	Block	SOHC	17/32" SC	2	555-007	—	—	—
2005-93	Block Pipe	DOHC	3/8" Pipe	2	090-028	—	—	—
2005-93	Block Pipe	SOHC	3/8" Pipe	2	090-028	—	—	—
2005-93	Block/Head	DOHC	1-1/2" SC	AR	555-077	565-077	—	570-008
2005-93	Block/Head	SOHC	1-1/2" SC	AR	555-077	565-077	—	570-008
2005-93	Cylinder Head	DOHC	1-1/4" SC	2	555-024	565-024	568-007	570-006
2005-93	Cylinder Head	DOHC	29/64" SC	AR	555-004	565-004	—	—
2005-93	Cylinder Head	SOHC	29/64" SC	AR	555-004	565-004	—	—
2005-93	Cylinder Head Pipe	DOHC	3/8" Pipe	6	090-028	—	—	—
2005-93	Cylinder Head Pipe	SOHC	3/8" Pipe	6	090-028	—	—	—
1992-91	Block	-	17/32" SC	2	555-007	—	—	—
1992-91	Block Pipe	-	3/8" Pipe	2	090-028	—	—	—
1992-91	Block/Head	-	1-1/2" SC	AR	555-077	565-077	—	570-008
1992-91	Cylinder Head	-	29/64" SC	AR	555-004	565-004	—	—
1992-91	Cylinder Head Pipe	-	3/8" Pipe	6	090-028	—	—	—
V8 - 5.0 (302 CID)								
1992-77	Engine Kit	-			557-009	567-009	—	—
1992-77	Block Pipe	-	3/8" Pipe	AR	090-028	—	—	—
1992-77	Block-Rear	-	3/4"	1	555-012	565-012	—	570-003
1992-77	Block/Head	-	1-1/2" SC	AR	555-077	565-077	—	570-008

Expansion Plug Applications



Make/ Engine/Years	Location	Description	Size	Qty	Dorman Steel	Dorman Brass	Dorman Copper	Dorman Rubber
LINCOLN (continued)								
V8 - 5.0 (302 CID) (continued)								
1992-77	Block/Head (.060 OS)	-	1-9/16"	AR	555-029	565-029	—	570-009
1992-77	Camshaft	-	2-1/8" SC	1	555-070	—	—	570-016
1992-77	Camshaft (.060 OS)	-	2-3/16" SC	1	555-051	—	—	570-016
1992-77	Cylinder Head Pipe	-	3/4" Pipe	7	090-072	—	—	—
1992-77	Oil Gallery	-	1/2"	3	555-074	—	—	—
1992-77	Oil Gallery Pipe	-	1/4" Pipe	AR	—	490-071	—	—
1992-77	Oil Gallery Pipe	-	1/4" Pipe	5	090-026	—	—	—
1992-77	Oil Pump Plug	-	3/4"	1	555-012	565-012	—	570-003
1992-77	Oil Pump Plug	-	41/64"	1	555-061	—	—	—
V8 - 5.4 (330 CID)								
2005-98	Block	-	17/32" SC	2	555-007	—	—	—
2005-98	Block/Head	-	1-1/2" SC	6	555-077	565-077	—	570-008
2005-98	Cylinder Head	-	29/64" SC	2	555-004	565-004	—	—
V8 - 5.8 (351M)								
1980-77	Engine Kit	-			557-010	567-010	—	—
1980-77	Block	-	1-1/2" SC	6	555-077	565-077	—	570-008
1980-77	Block (.060 OS)	-	1-49/64"	6	555-036	565-036	—	570-011
1980-77	Block Pipe	-	5/8" x 18 Pipe	2	090-047	—	—	—
1980-77	Camshaft	-	2-1/4"	1	555-084	—	568-015	570-017
1980-77	Cylinder Head	-	1-1/2" SC	6	555-077	565-077	—	570-008
1980-77	Oil Gallery	-	1/2"	2	555-074	—	—	—
1980-77	Oil Gallery Pipe	-	3/8" Pipe	3	090-028	—	—	—
1980-77	Thermactor Holes	-	1/2"	2	555-074	—	—	—
V8 - 5.8 (351W)								
1980-77	Engine Kit	-			557-009	567-009	—	—
1980-77	Block Pipe	-	3/8" Pipe	AR	090-028	—	—	—
1980-77	Block-Rear	-	3/4"	1	555-012	565-012	—	570-003
1980-77	Block/Head	-	1-1/2" SC	AR	555-077	565-077	—	570-008
1980-77	Block/Head (.060 OS)	-	1-9/16" AR	AR	555-029	565-029	—	570-009
1980-77	Camshaft	-	2-1/8" SC	1	555-070	—	—	570-016
1980-77	Camshaft (.060 OS)	-	2-3/16" SC	1	555-051	—	—	570-016
1980-77	Cylinder Head Pipe	-	3/4" Pipe	7	090-072	—	—	—
1980-77	Oil Gallery	-	1/2"	3	555-074	—	—	—
1980-77	Oil Gallery Pipe	-	1/4" Pipe	AR	—	490-071	—	—
1980-77	Oil Gallery Pipe	-	1/4" Pipe	5	090-026	—	—	—
1980-77	Oil Pump Plug	-	3/4"	1	555-012	565-012	—	570-003
1980-77	Oil Pump Plug	-	41/64"	1	555-061	—	—	—
V8 - 6.6 (400 CID)								
1979-77	Engine Kit	-			557-010	567-010	—	—
1979-77	Block	-	1-1/2" SC	6	555-077	565-077	—	570-008
1979-77	Block (.060 OS)	-	1-9/16"	6	555-029	565-029	—	570-009
1979-77	Block Pipe	-	5/8" x 18 Pipe	2	090-047	—	—	—
1979-77	Camshaft	-	2-1/4"	1	555-084	—	568-015	570-017
1979-77	Cylinder Head	-	1-1/2" SC	6	555-077	565-077	—	570-008
1979-77	Oil Gallery	-	1/2"	2	555-074	—	—	—
1979-77	Oil Gallery Pipe	-	3/8" Pipe	3	090-028	—	—	—
1979-77	Thermactor Holes	-	1/2"	2	555-074	—	—	—
V8 - 7.5 (460 CID)								
1978-68	Engine Kit	-			557-026	567-026	—	—
1978-68	Block	-	1-1/2" SC	6	555-077	565-077	—	570-008
1978-68	Block (.060 OS)	-	1-9/16"	6	555-029	565-029	—	570-009
1978-68	Camshaft	-	2-1/2"	1	555-055	—	—	—
1978-68	Cylinder Head Pipe	-	3/4" Pipe	6	090-072	—	—	—
1978-68	Cylinder Head Thermactor	-	43/64"	2	555-120	—	—	—
1978-68	Oil Gallery	-	29/64" SC	AR	555-004	565-004	—	—
1978-68	Oil Gallery Pipe	-	1/4" Pipe	4	090-026	—	—	—
1978-68	Oil Gallery Pipe	-	3/8" Pipe	2	090-028	—	—	—
1978-68	Oil Gallery Pipe	-	3/8" Pipe	3	090-019	—	—	—
1978-68	Oil Gallery Pipe	-	5/8" x 18 Pipe	2	090-047	—	—	—
MACK TRUCKS								
All								
	Cylinder Head	-	1-49/64" SC	AR	555-037	565-037	—	570-011
MAZDA								
L4 - 1.3 (1272cc)								
1978-76	Engine Kit	GLC, Mizer			557-041	567-041	—	—
1978-76	Block	GLC, Mizer	1-3/8"	3	555-025	565-025	568-008	570-007
1978-76	Block	GLC, Mizer	20mm	1	555-101	565-101	—	—
1978-76	Block	GLC, Mizer	35mm	3	555-093	565-093	—	570-007
1978-76	Block	GLC, Mizer	40.8mm	1	555-095	565-095	—	570-009
1978-76	Block	GLC, Mizer	49/64"	1	555-139	—	—	—
1978-76	Cylinder Head	GLC, Mizer	30mm	1	555-100	565-100	—	570-006
L4 - 1.4 (1415cc)								
1980-79	Engine Kit	GLC			557-041	567-041	—	—
1980-79	Block	GLC	1-3/8"	3	555-025	565-025	568-008	570-007
1980-79	Block	GLC	20mm	1	555-101	565-101	—	—
1980-79	Block	GLC	35mm	3	555-093	565-093	—	570-007
1980-79	Block	GLC	40.8mm	1	555-095	565-095	—	570-009
1980-79	Block	GLC	49/64"	1	555-139	—	—	—
1980-79	Cylinder Head	GLC	30mm	1	555-100	565-100	—	570-006
L4 - 1.5 (1489cc)								
1998-96	Block	Protege	30mm	6	555-100	565-100	—	570-006

Expansion Plug Applications



Make/ Engine/Years	Location	Description	Size	Qty	Dorman Steel	Dorman Brass	Dorman Copper	Dorman Rubber
MAZDA (continued)								
L4 - 1.5 (1489cc) (continued)								
1998-96	Block	Protege	35mm	3	555-093	565-093	—	570-007
L4 - 1.5 (1490cc)								
1986-81	Engine Kit	GLC			557-088	—	—	—
1986-81	Block	GLC	35mm	2	555-093	565-093	—	570-007
1986-81	Block	GLC	40.8mm	1	555-095	565-095	—	570-009
1986-81	Block	GLC	49/64"	AR	555-139	—	—	—
1986-81	Block Pipe	GLC	1/4" Pipe	1	090-134	—	—	—
1986-81	Block Pipe	GLC	3/8" Pipe	1	090-130	—	—	—
1986-81	Cylinder Head	GLC	30mm	1	555-100	565-100	—	570-006
L4 - 1.6 (1586cc)								
1971	Block	616, 1200	30mm	1	555-100	565-100	—	570-006
1971	Block	616, 1200	35mm	1	555-093	565-093	—	570-007
1971	Block	616, 1200	40.8mm	1	555-095	565-095	—	570-009
1971	Block	616, 1200	49/64"	1	555-139	—	—	—
L4 - 1.6 (1589cc)								
2003-99	Block	Protege	30mm	4	555-100	565-100	—	570-006
2003-99	Block	Protege	35mm	4	555-093	565-093	—	570-007
2003-99	Cylinder Head	Protege	30mm	1	555-100	565-100	—	570-006
L4 - 1.6 (1590cc)								
1977-72	Block	808	30mm	1	555-100	565-100	—	570-006
1977-72	Block	808	35mm	1	555-093	565-093	—	570-007
1977-72	Block	808	40.8mm	1	555-095	565-095	—	570-009
1977-72	Block	808	49/64"	1	555-139	—	—	—
L4 - 1.6 (1597cc)								
1995-86	Block	323, Miata, MX-3	30mm	AR	555-100	565-100	—	570-006
1995-86	Block	323, Miata, MX-3	35mm	AR	555-093	565-093	—	570-007
1995-86	Cylinder Head	323, Miata, MX-3	30mm	AR	555-100	565-100	—	570-006
L4 - 1.8 (1796cc)								
1972	Engine Kit	618			557-041	567-041	—	—
1972	Block	618	1-3/8"	3	555-025	565-025	568-008	570-007
1972	Block	618	20mm	1	555-101	565-101	—	—
1972	Block	618	35mm	3	555-093	565-093	—	570-007
1972	Block	618	40.8mm	1	555-095	565-095	—	570-009
1972	Block	618	50mm	1	555-105	565-105	—	570-012
L4 - 1.8 (1839cc)								
2005-90	Engine Kit	SOHC			557-089	567-089	—	—
2005-90	Block	DOHC	30mm	AR	555-100	565-100	—	570-006
2005-90	Block	DOHC	35mm	4	555-093	565-093	—	570-007
2005-90	Block	SOHC	30mm	4	555-100	565-100	—	570-006
2005-90	Block	SOHC	35mm	4	555-093	565-093	—	570-007
2005-90	Cylinder Head	DOHC	30mm	AR	555-100	565-100	—	570-006
2005-90	Cylinder Head	Miata		1	555-139	—	—	—
2005-90	Cylinder Head	SOHC	30mm	1	555-100	565-100	—	570-006
L4 - 2.0 (1970cc)								
1983-79	Block	626	35mm	4	555-093	565-093	—	570-007
1983-79	Block	626	50mm	2	555-105	565-105	—	570-012
L4 - 2.0 (1991cc)								
2003-93	Block	626, MX-6, Protege	30mm	9	555-100	565-100	—	570-006
2003-93	Block	626, MX-6, Protege	35mm	1	555-093	565-093	—	570-007
2003-93	Cylinder Head	626, Millenia	11/16"	4	555-138	—	—	—
2003-93	Cylinder Head	626, MX-6, Protege	11/16"	1	555-138	—	—	—
2003-93	Cylinder Head	626, MX-6, Protege	30mm	1	555-100	565-100	—	570-006
L4 - 2.0 (1998cc)								
1987-84	Block	626	1" SC	1	555-091	—	—	570-004
1987-84	Block	626	30mm	1	555-100	565-100	—	570-006
1987-84	Block	626	35mm	1	555-093	565-093	—	570-007
1987-84	Block	626	40.8mm	5	555-095	565-095	—	570-009
1987-84	Cylinder Head	626	30mm	1	555-100	565-100	—	570-006
1987-84	Cylinder Head	626	35mm	1	555-093	565-093	—	570-007
L4 - 2.2 (2184cc)								
1992-88	Engine Kit	626, MX-6			557-091	—	—	—
1992-88	Block	626, MX-6	1" SC	2	555-091	—	—	570-004
1992-88	Block	626, MX-6	30mm	1	555-100	565-100	—	570-006
1992-88	Block	626, MX-6	35mm	2	555-093	565-093	—	570-007
1992-88	Block	626, MX-6	40.8mm	6	555-095	565-095	—	570-009
L4 - 2.6 (2606cc)								
1994-89	Block	MPV	1" SC	AR	555-091	—	—	570-004
1994-89	Block	MPV	30mm	3	555-100	565-100	—	570-006
1994-89	Block	MPV	35mm	AR	555-093	565-093	—	570-007
1994-89	Block	MPV	40.8mm	AR	555-095	565-095	—	570-009
1994-89	Cylinder Head	MPV	40.8mm	1	555-095	565-095	—	570-009
R2 - 1.3 (1308cc)								
1978-76	Block	Cosmo, RX-4	35mm	3	555-093	565-093	—	570-007
1978-76	Block	Cosmo, RX-4	40.8mm	1	555-095	565-095	—	570-009
1978-76	Block	Cosmo, RX-4	49/64"	1	555-139	—	—	—
V6 - 1.8 (1845cc)								
1995-92	Cylinder Head	MX-3	40.8mm	2	555-095	565-095	—	570-009
V6 - 2.3 (2254cc)								
2002-00	Cylinder Head	Millenia	35mm	AR	555-093	565-093	—	570-007
V6 - 2.5 (2497cc)								
2002-98	Cylinder Head	626, Millenia	11/16"	4	555-138	—	—	—

Expansion Plug Applications



Make/ Engine/Years	Location	Description	Size	Qty	Dorman Steel	Dorman Brass	Dorman Copper	Dorman Rubber
MAZDA (continued)								
V6 - 2.5 (2497cc) (continued)								
2002-93	Cylinder Head	626, MX-6, Millenia	40.8mm	4	555-095	565-095	—	570-009
V6 - 3.0 (2954cc)								
1998-91	Block	MPV	35mm	2	555-093	565-093	—	570-007
1998-91	Block	MPV	50mm	3	555-105	565-105	—	570-012
1998-91	Block Pipe	MPV	3/8" Pipe	AR	090-130	—	—	—
1998-91	Cylinder Head	MPV	30mm	2	555-100	565-100	—	570-006
1995-90	Block	929 (DOHC)	35mm	1	555-093	565-093	—	570-007
1995-90	Block	929 (DOHC)	50mm	3	555-105	565-105	—	570-012
1995-90	Block Pipe	929 (DOHC)	3/8" Pipe	AR	090-130	—	—	—
1995-90	Cylinder Head	929 (DOHC)	30mm	4	555-100	565-100	—	570-006
1995-90	Cylinder Head Pipe	929 (DOHC)	1/2" Pipe	AR	090-135	—	—	—
1995-90	Cylinder Head Pipe	929 (DOHC)	1/4" Pipe	AR	090-124	—	—	—
1995-90	Cylinder Head Pipe	929 (DOHC)	3/4" Pipe	AR	090-133	—	—	—
1995-90	Cylinder Head Pipe	929 (DOHC)	3/8" Pipe	AR	090-130	—	—	—
1991-90	Block	929 (SOHC)	35mm	1	555-093	565-093	—	570-007
1991-90	Block	929 (SOHC)	50mm	3	555-105	565-105	—	570-012
1991-90	Block Pipe	929 (SOHC)	3/8" Pipe	AR	090-130	—	—	—
1991-90	Cylinder Head	929 (SOHC)	30mm	2	555-100	565-100	—	570-006
1990-89	Block	MPV	30mm	1	555-100	565-100	—	570-006
1990-89	Block	MPV	35mm	2	555-093	565-093	—	570-007
1990-89	Block	MPV	50mm	3	555-105	565-105	—	570-012
1990-89	Block Pipe	MPV	1/2" Pipe	AR	090-135	—	—	—
1990-89	Cylinder Head	MPV	30mm	2	555-100	565-100	—	570-006
1989-88	Block	929 (SOHC)	35mm	1	555-093	565-093	—	570-007
1989-88	Block	929 (SOHC)	50mm	3	555-105	565-105	—	570-012
1989-88	Block Pipe	929 (SOHC)	1/2" Pipe	AR	090-135	—	—	—
1989-88	Cylinder Head	929 (SOHC)	30mm	2	555-100	565-100	—	570-006
MAZDA TRUCK								
L4 - 1.6 (1586cc)								
1976-72	Block	B1600	30mm	1	555-100	565-100	—	570-006
1976-72	Block	B1600	35mm	1	555-093	565-093	—	570-007
1976-72	Block	B1600	40.8mm	1	555-095	565-095	—	570-009
1976-72	Block	B1600	49/64"	1	555-139	—	—	—
L4 - 1.8 (1796cc)								
1978-77	Engine Kit	B1800			557-041	567-041	—	—
1978-77	Block	B1800	1-3/8"	3	555-025	565-025	568-008	570-007
1978-77	Block	B1800	20mm	1	555-101	565-101	—	—
1978-77	Block	B1800	35mm	3	555-093	565-093	—	570-007
1978-77	Block	B1800	40.8mm	1	555-095	565-095	—	570-009
1978-77	Block	B1800	50mm	1	555-105	565-105	—	570-012
L4 - 2.0 (1970cc)								
1984-79	Block	B2000	35mm	4	555-093	565-093	—	570-007
1984-79	Block	B2000	50mm	2	555-105	565-105	—	570-012
1984-79	Block Pipe	B2000	1/4" Pipe	1	090-134	—	—	—
1983-79	Block Pipe	626	1/4" Pipe	1	090-134	—	—	—
L4 - 2.0 (1998cc)								
1987-86	Block	B2000	1" SC	2	555-091	—	—	570-004
1987-86	Block	B2000	35mm	1	555-093	565-093	—	570-007
1987-86	Block	B2000	40.8mm	5	555-095	565-095	—	570-009
1987-86	Cylinder Head	B2000	30mm	1	555-100	565-100	—	570-006
1987-86	Cylinder Head	B2000	40.8mm	1	555-095	565-095	—	570-009
L4 - 2.2 (2184cc)								
1993-87	Engine Kit	B2200			557-090	—	—	—
1993-87	Block	B2200	1" SC	2	555-091	—	—	570-004
1993-87	Block	B2200	30mm	1	555-100	565-100	—	570-006
1993-87	Block	B2200	35mm	2	555-093	565-093	—	570-007
1993-87	Block	B2200	40.8mm	6	555-095	565-095	—	570-009
1993-87	Cylinder Head	B2200	40.8mm	1	555-095	565-095	—	570-009
L4 - 2.2 (2209cc)								
1984-82	Block	B2200	1" SC	1	555-091	—	—	570-004
1984-82	Block	B2200	11/16"	1	555-138	—	—	—
1984-82	Block	B2200	30mm	2	555-100	565-100	—	570-006
1984-82	Block	B2200	35mm	1	555-093	565-093	—	570-007
1984-82	Block	B2200	49/64"	1	555-139	—	—	—
1984-82	Block	B2200	50mm	4	555-105	565-105	—	570-012
1984-82	Camshaft	B2200	2-9/32"	1	550-041	—	—	—
1984-82	Cylinder Head	B2200	1" SC	1	555-091	—	—	570-004
1984-82	Cylinder Head	B2200	35mm	2	555-093	565-093	—	570-007
L4 - 2.3 (2295cc)								
1997-94	Block	B2300	1-33/64"	8	555-147	—	—	—
1997-94	Block	B2300	2-1/16" SC	1	555-048	565-048	568-013	570-014
1997-94	Cylinder Head	B2300	1-33/64"	8	555-147	—	—	—
L4 - 2.6 (2555cc)								
1988-87	Engine Kit	B2600			557-092	—	—	—
1988-87	Block	B2600	1-61/64"	3	555-158	—	—	—
1988-87	Block	B2600	28mm	1	555-117	—	—	570-005
1988-87	Block	B2600	40.8mm	2	555-095	565-095	—	570-009
1988-87	Block Pipe	B2600	3/8" Pipe	1	090-130	—	—	—
1988-87	Cylinder Head	B2600	40.8mm	1	555-095	565-095	—	570-009
1988-87	Cylinder Head Pipe	B2600	1/16" Pipe	1	090-073	—	—	—
1988-87	Cylinder Head Pipe	B2600	1/4" Pipe	1	090-123	—	—	—

Expansion Plug Applications



Make/ Engine/Years	Location	Description	Size	Qty	Dorman Steel	Dorman Brass	Dorman Copper	Dorman Rubber
MAZDA TRUCK (continued)								
L4 - 2.6 (2606cc)								
1993-89	Block	B2600	1" SC	AR	555-091	—	—	570-004
1993-89	Block	B2600	30mm	3	555-100	565-100	—	570-006
1993-89	Block	B2600	35mm	AR	555-093	565-093	—	570-007
1993-89	Block	B2600	40.8mm	AR	555-095	565-095	—	570-009
1993-89	Cylinder Head	B2600	40.8mm	1	555-095	565-095	—	570-009
V6 - 3.0 (2999cc)								
2005-94	Block	B3000	1-33/64"	6	555-147	—	—	—
2005-94	Block	B3000	39/64"	3	555-067	—	—	—
2005-94	Cylinder Head	B3000	1-1/4" SC	4	555-024	565-024	568-007	570-006
V6 - 4.0 (4016cc)								
2000-94	Block	B4000	1-33/64"	6	555-147	—	—	—
2000-94	Block	B4000	2-3/16" SC	1	555-051	—	—	570-016
2000-94	Block Pipe	B4000	M8 Pipe	1	090-132	—	—	—
2000-94	Cylinder Head	B4000	1-37/64"	4	555-148	—	—	—
1994-91	Block	Navajo	1-33/64"	4	555-147	—	—	—
1994-91	Block	Navajo	2-3/16" SC	2	555-051	—	—	570-016
1994-91	Block Pipe	Navajo	M8 Pipe	1	090-132	—	—	—
1994-91	Cylinder Head	Navajo	1-37/64"	4	555-148	—	—	—
MERCURY								
L4 - 1.6 (1598cc)								
1994-91	Block	Capri	18mm	2	555-102	565-102	—	—
1994-91	Block	Capri	35mm	3	555-093	565-093	—	570-007
1994-91	Block/Head	Capri	30mm	AR	555-100	565-100	—	570-006
L4 - 1.6 (1600cc)								
1989-88	Block	Tracer	18mm	2	555-102	565-102	—	—
1989-88	Block	Tracer	30mm	6	555-100	565-100	—	570-006
1989-88	Block	Tracer	35mm	3	555-093	565-093	—	570-007
1989-88	Cylinder Head	Tracer	30mm	6	555-100	565-100	—	570-006
1989-88	Cylinder Head	Tracer	35mm	3	555-093	565-093	—	570-007
L4 - 1.6 (98 CID)								
1985-81	Engine Kit	LN7, Lynx			557-052	567-052	—	—
1985-81	Block	LN7, Lynx	1-41/64"	3	555-068	565-068	—	570-010
1985-81	Block	LN7, Lynx	18mm	1	555-102	565-102	—	—
1985-81	Block	LN7, Lynx	2-3/16" SC	1	555-051	—	—	570-016
1985-81	Block Pipe	LN7, Lynx	1/4" Pipe	3	090-026	—	—	—
1985-81	Block Pipe	LN7, Lynx	1/8" Pipe	3	090-046	—	—	—
1985-81	Block/Head	LN7, Lynx	1-45/64" SC	AR	555-033	565-033	—	570-010
1985-81	Camshaft	LN7, Lynx	2-1/2"	1	555-055	—	—	—
1985-81	Camshaft	LN7, Lynx	2-1/4"	1	555-084	—	568-015	570-017
1985-81	Camshaft Passage	LN7, Lynx	7/8"	1	555-119	—	—	570-003
1985-81	Cylinder Head	LN7, Lynx	1-1/2" SC	2	555-077	565-077	—	570-008
1985-81	Cylinder Head	LN7, Lynx	18mm	4	555-102	565-102	—	—
1985-81	Cylinder Head	LN7, Lynx	39mm	2	555-121	—	—	570-009
1985-81	Cylinder Head Pipe	LN7, Lynx	3/8" Pipe	3	090-028	—	—	—
1985-81	Monolithic Timing Hole	LN7, Lynx	5/8"	1	555-010	—	—	—
1972-71	Engine Kit	Capri			557-027	—	—	—
1972-71	Block	Capri	1-41/64"	2	555-068	565-068	—	570-010
1972-71	Block	Capri	2"	AR	555-069	565-069	568-012	570-012
1972-71	Block Pipe	Capri	1/4" Pipe	1	090-026	—	—	—
1972-71	Block Pipe	Capri	3/8" Pipe	1	090-028	—	—	—
1972-71	Camshaft	Capri	2"	AR	555-069	565-069	568-012	570-012
1972-71	Camshaft (.060 OS)	Capri	2-1/16" SC	AR	555-048	565-048	568-013	570-014
1972-71	Camshaft (.060 OS)	Capri	2-1/16" SC	AR	555-073	565-073	—	570-014
1972-71	Cylinder Head	Capri	1-41/64"	AR	555-068	565-068	—	570-010
1972-71	Oil Gallery Pipe	Capri	1/4" Pipe	3	090-026	—	—	—
1972-71	Oil Gallery Pipe	Capri	1/8" Pipe	1	—	490-070	—	—
1972-71	Oil Gallery-Rear	Capri	7/16" SC	1	555-003	—	—	—
1972-71	Rocker Arm Shaft	Capri	7/16" SC	2	555-003	—	—	—
L4 - 1.8 (110 CID)								
1996-91	Block	Tracer	18mm	2	555-102	565-102	—	—
1996-91	Block	Tracer	30mm	4	555-100	565-100	—	570-006
1996-91	Block	Tracer	35mm	4	555-093	565-093	—	570-007
1996-91	Cylinder Head	Tracer	20mm	AR	555-101	565-101	—	—
L4 - 1.9 (116 CID)								
1996-91	Engine Kit	Tracer			557-052	567-052	—	—
1996-91	Block	Tracer	1-3/8"	4	555-025	565-025	568-008	570-007
1996-91	Block	Tracer	18mm	1	555-102	565-102	—	—
1996-91	Block	Tracer	2-3/16" SC	1	555-051	—	—	570-016
1996-91	Block Pipe	Tracer	1/4" Pipe	3	090-026	—	—	—
1996-91	Block Pipe	Tracer	1/8" Pipe	3	090-046	—	—	—
1996-91	Camshaft Passage	Tracer	7/8"	1	555-119	—	—	570-003
1996-91	Cylinder Head	Tracer	1-1/2" SC	2	555-077	565-077	—	570-008
1996-91	Cylinder Head	Tracer	18mm	AR	555-102	565-102	—	—
1996-91	Cylinder Head	Tracer	39mm	AR	555-121	—	—	570-009
1996-91	Cylinder Head Pipe	Tracer	3/8" Pipe	3	090-028	—	—	—
1987-85	Engine Kit	Lynx			557-052	567-052	—	—
1987-85	Block	Lynx	1-41/64"	3	555-068	565-068	—	570-010
1987-85	Block	Lynx	18mm	1	555-102	565-102	—	—
1987-85	Block	Lynx	2-3/16" SC	1	555-051	—	—	570-016
1987-85	Block Pipe	Lynx	1/4" Pipe	3	090-026	—	—	—
1987-85	Block Pipe	Lynx	1/8" Pipe	3	090-046	—	—	—

Expansion Plug Applications



Make/ Engine/Years	Location	Description	Size	Qty	Dorman Steel	Dorman Brass	Dorman Copper	Dorman Rubber
MERCURY (continued)								
L4 - 1.9 (116 CID) (continued)								
1987-85	Block/Head	Lynx	1-45/64" SC	1	555-033	565-033	—	570-010
1987-85	Camshaft	Lynx	2-1/2"	1	555-055	—	—	—
1987-85	Camshaft	Lynx	2-1/4"	1	555-084	—	568-015	570-017
1987-85	Camshaft Passage	Lynx	7/8"	1	555-119	—	—	570-003
1987-85	Cylinder Head	Lynx	1-1/2" SC	2	555-077	565-077	—	570-008
1987-85	Cylinder Head	Lynx	18mm	AR	555-102	565-102	—	—
1987-85	Cylinder Head	Lynx	39mm	AR	555-121	—	—	570-009
1987-85	Cylinder Head Pipe	Lynx	3/8" Pipe	3	090-028	—	—	—
1987-85	Monolithic Timing Hole	Lynx	5/8"	1	555-010	—	—	—
L4 - 2.0 (122 CID)								
2000-97	Block	Tracer	1-3/8"	4	555-025	565-025	568-008	570-007
2000-97	Block	Tracer	2-3/16" SC	1	555-051	—	—	570-016
2000-97	Block/Head	Tracer	18mm	4	555-102	565-102	—	—
2000-97	Cylinder Head	Tracer	1-1/2" SC	2	555-077	565-077	—	570-008
2000-97	Cylinder Head	Tracer	39mm	AR	555-121	—	—	570-009
2000-97	Intake Manifold	Tracer	1-1/4" SC	1	555-024	565-024	568-007	570-006
2000-95	Engine Kit	Mystique	—	—	557-085	—	—	—
2000-95	Block	Mystique	1-3/8"	4	555-025	565-025	568-008	570-007
2000-95	Block	Mystique	2-3/16" SC	1	555-051	—	—	570-016
2000-95	Cylinder Head	Mystique	1-7/16"	1	555-146	—	—	—
2000-95	Cylinder Head Pipe	Mystique	3/8" Pipe	2	090-028	—	—	—
1987-84	Block	Diesel	1" SC	2	555-091	—	—	570-004
1987-84	Block	Diesel	30mm	6	555-100	565-100	—	570-006
1987-84	Block	Diesel	35mm	1	555-093	565-093	—	570-007
1987-84	Block	Diesel	40.8mm	5	555-095	565-095	—	570-009
1987-84	Cylinder Head	Diesel	1" SC	2	555-091	—	—	570-004
1987-84	Cylinder Head	Diesel	18mm	2	555-102	565-102	—	—
1987-84	Cylinder Head	Diesel	30mm	6	555-100	565-100	—	570-006
1987-84	Cylinder Head	Diesel	7/16"	4	555-002	—	—	—
1987-84	Intake Manifold	Diesel	1" SC	1	555-091	—	—	570-004
1974-71	Engine Kit	Capri	—	—	557-028	567-028	—	—
1974-71	Block	Capri	1-29/32" SC	1	555-039	565-039	—	570-012
1974-71	Block-Rear	Capri	2-1/16" SC	1	555-048	565-048	568-013	570-014
1974-71	Block-Rear	Capri	2-1/16" SC	1	555-073	565-073	—	570-014
1974-71	Block-Rear (.060 OS)	Capri	2-1/8" SC	1	555-070	—	—	570-016
1974-71	Block-RH	Capri	1-1/2" SC	AR	555-077	565-077	—	570-008
1974-71	Block-RH (.065 OS)	Capri	1-9/16"	AR	555-029	565-029	—	570-009
1974-71	Cylinder Head-Rear	Capri	1-1/2" SC	AR	555-077	565-077	—	570-008
1974-71	Cylinder Head-Rear (.065 OS)	Capri	1-9/16"	AR	555-029	565-029	—	570-009
1974-71	Oil Gallery	Capri	9/16"	1	555-008	565-008	—	—
1974-71	Oil Gallery-Front	Capri	7/16" SC	1	555-003	—	—	—
1974-71	Rocker Arm Shaft	Capri	7/16" SC	1	555-003	—	—	—
L4 - 2.0 (122 CID) - 3								
2002-99	Block	Cougar	1-3/8"	4	555-025	565-025	568-008	570-007
2002-99	Block	Cougar	2-3/16" SC	1	555-051	—	—	570-016
2002-99	Cylinder Head	Cougar	1-7/16"	1	555-146	—	—	—
2002-99	Cylinder Head Pipe	Cougar	3/8" Pipe	2	090-028	—	—	—
L4 - 2.3 (140 CID)								
1994-84	Engine Kit	Exc.Topaz (HSC)	—	—	557-029	567-029	—	—
1994-84	Engine Kit	Topaz (HSC)	—	—	557-058	567-058	—	—
1994-84	Block	Topaz (HSC)	1-49/64" SC	4	555-037	565-037	—	570-011
1994-84	Block	Topaz (HSC)	2-3/16" SC	1	555-051	—	—	570-016
1994-84	Block Pipe	Exc.Topaz (HSC)	1/4" Pipe	AR	090-026	—	—	—
1994-84	Block Pipe	Exc.Topaz (HSC)	3/8" Pipe	AR	090-028	—	—	—
1994-84	Block Pipe	Topaz (HSC)	1/4" Pipe	AR	090-026	—	—	—
1994-84	Block Pipe	Topaz (HSC)	5/8" x 18 Pipe	2	090-047	—	—	—
1994-84	Block-Rear	Exc.Topaz (HSC)	2-1/16" SC	1	555-073	565-073	—	570-014
1994-84	Block-Rear	Exc.Topaz (HSC)	2-1/16" SC	1	555-048	565-048	568-013	570-014
1994-84	Block-Rear (.060 OS)	Exc.Topaz (HSC)	2-1/8" SC	1	555-070	—	—	570-016
1994-84	Block-Side	Topaz (HSC)	1-49/64"	4	555-036	565-036	—	570-011
1994-84	Block/Head	Exc.Topaz (HSC)	1-1/2" SC	4	555-077	565-077	—	570-008
1994-84	Block/Head (.060 OS)	Exc.Topaz (HSC)	1-9/16"	4	555-029	565-029	—	570-009
1994-84	Block/Head Pipe	Topaz (HSC)	3/4" Pipe	5	090-072	—	—	—
1994-84	Camshaft	Topaz (HSC)	2-1/4"	1	555-111	—	—	570-016
1994-84	Cylinder Head Pipe	Exc.Topaz (HSC)	1/4" Pipe	3	090-026	—	—	—
1994-84	Cylinder Head Pipe	Topaz (HSC)	3/8" Pipe	3	090-028	—	—	—
1994-84	Cylinder Head-Rear	Topaz (HSC)	1-1/2" SC	4	555-077	565-077	—	570-008
1994-84	Turbo Oil Cooler Passage	Exc.Topaz (HSC)	5/8"	1	555-010	—	—	—
1983-75	Engine Kit	-	—	—	557-029	567-029	—	—
1983-75	Block Pipe	-	1/4" Pipe	AR	090-026	—	—	—
1983-75	Block Pipe	-	3/8" Pipe	AR	090-028	—	—	—
1983-75	Block-Rear	-	2-1/16" SC	1	555-048	565-048	568-013	570-014
1983-75	Block-Rear	-	2-1/16" SC	1	555-073	565-073	—	570-014
1983-75	Block-Rear (.060 OS)	-	2-1/8" SC	1	555-070	—	—	570-016
1983-75	Block/Head	-	1-1/2" SC	4	555-077	565-077	—	570-008
1983-75	Block/Head (.060 OS)	-	1-9/16"	4	555-029	565-029	—	570-009
1983-75	Cylinder Head Pipe	-	1/4" Pipe	3	090-026	—	—	—
L4 - 2.5 (153 CID)								
1986	Engine Kit	-	—	—	557-058	567-058	—	—
1986	Block	-	1-49/64" SC	4	555-037	565-037	—	570-011
1986	Block	-	2-3/16" SC	1	555-051	—	—	570-016

Expansion Plug Applications



Make/ Engine/Years	Location	Description	Size	Qty	Dorman Steel	Dorman Brass	Dorman Copper	Dorman Rubber
MERCURY (continued)								
L4 - 2.5 (153 CID) (continued)								
1986	Block Pipe	-	1/4" Pipe	AR	090-026	—	—	—
1986	Block Pipe	-	5/8" x 18 Pipe	2	090-047	—	—	—
1986	Block-Side	-	1-49/64"	4	555-036	565-036	—	570-011
1986	Block/Head Pipe	-	3/4" Pipe	5	090-072	—	—	—
1986	Camshaft	-	2-1/4"	1	555-111	—	—	570-016
1986	Cylinder Head Pipe	-	3/8" Pipe	3	090-028	—	—	—
1986	Cylinder Head-Rear	-	1-1/2" SC	1	555-077	565-077	—	570-008
L6 - 2.8 (170 CID)								
1972-62	Engine Kit	-			557-006	567-006	—	—
1972-62	Block	-	2-1/16" SC	2	555-048	565-048	568-013	570-014
1972-62	Block	-	2-1/16" SC	2	555-073	565-073	—	570-014
1972-62	Block (.060 OS)	-	2-1/8" SC	2	555-070	—	—	570-016
1972-62	Block/Head	-	1" SC	6	555-018	565-018	—	570-005
1972-62	Block/Head	-	1-49/64"	6	555-036	565-036	—	570-011
1972-62	Block/Head (.060 OS)	-	1-53/64"	6	555-083	—	—	570-011
1972-62	Camshaft	-	2-1/16" SC	2	555-048	565-048	568-013	570-014
1972-62	Camshaft	-	2-1/16" SC	2	555-073	565-073	—	570-014
1972-62	Camshaft (.060 OS)	-	2-1/8" SC	2	555-070	—	—	570-016
1972-62	Dipstick Hole	-	3/8"	1	555-115	—	—	—
1972-62	Intake Manifold	-	1" SC	6	555-018	565-018	—	570-005
1972-62	Intake Manifold (.060 OS)	-	1-53/64"	6	555-083	—	—	570-011
1972-62	Oil Gallery Pipe	-	1/4" Pipe	2	090-026	—	—	—
1972-62	Oil Pump Relief Valve	-	19/32" SC	2	555-060	—	—	—
1972-62	Rocker Arm Shaft	-	17/32" SC	2	555-007	—	—	—
L6 - 3.3 (200 CID)								
1983-64	Engine Kit	-			557-006	567-006	—	—
1983-64	Block	-	2-1/16" SC	2	555-073	565-073	—	570-014
1983-64	Block	-	2-1/16" SC	2	555-048	565-048	568-013	570-014
1983-64	Block (.060 OS)	-	2-1/8" SC	2	555-070	—	—	570-016
1983-64	Block/Head	-	1" SC	6	555-018	565-018	—	570-005
1983-64	Block/Head	-	1-49/64"	6	555-036	565-036	—	570-011
1983-64	Block/Head (.060 OS)	-	1-53/64"	6	555-083	—	—	570-011
1983-64	Camshaft	-	2-1/16" SC	2	555-048	565-048	568-013	570-014
1983-64	Camshaft	-	2-1/16" SC	2	555-073	565-073	—	570-014
1983-64	Camshaft (.060 OS)	-	2-1/8" SC	2	555-070	—	—	570-016
1983-64	Dipstick Hole	-	3/8"	1	555-115	—	—	—
1983-64	Intake Manifold	-	1" SC	6	555-018	565-018	—	570-005
1983-64	Intake Manifold (.060 OS)	-	1-53/64"	6	555-083	—	—	570-011
1983-64	Oil Gallery	-	29/64" SC	1	555-004	565-004	—	—
1983-64	Oil Gallery Pipe	-	1/4" Pipe	2	090-026	—	—	—
1983-64	Oil Pump Relief Valve	-	19/32" SC	2	555-060	—	—	—
1983-64	Rocker Arm Shaft	-	17/32" SC	2	555-007	—	—	—
L6 - 4.1 (250 CID)								
1980-69	Engine Kit	-			557-006	567-006	—	—
1980-69	Block	-	2-1/16" SC	2	555-048	565-048	568-013	570-014
1980-69	Block	-	2-1/16" SC	2	555-073	565-073	—	570-014
1980-69	Block (.060 OS)	-	2-1/8" SC	2	555-070	—	—	570-016
1980-69	Block/Head	-	1" SC	6	555-018	565-018	—	570-005
1980-69	Block/Head	-	1-49/64"	6	555-036	565-036	—	570-011
1980-69	Block/Head (.060 OS)	-	1-53/64"	6	555-083	—	—	570-011
1980-69	Camshaft	-	2-1/16" SC	2	555-073	565-073	—	570-014
1980-69	Camshaft	-	2-1/16" SC	2	555-048	565-048	568-013	570-014
1980-69	Camshaft (.060 OS)	-	2-1/8" SC	2	555-070	—	—	570-016
1980-69	Dipstick Hole	-	3/8"	1	555-115	—	—	—
1980-69	Intake Manifold	-	1" SC	6	555-018	565-018	—	570-005
1980-69	Intake Manifold (.060 OS)	-	1-53/64"	6	555-083	—	—	570-011
1980-69	Oil Gallery	-	29/64" SC	1	555-004	565-004	—	—
1980-69	Oil Gallery Pipe	-	1/4" Pipe	2	090-026	—	—	—
1980-69	Oil Pump Relief Valve	-	51/64"	2	555-078	—	—	570-003
1980-69	Rocker Arm Shaft	-	17/32" SC	2	555-007	—	—	—
V6 - 2.6 (159 CID)								
1973-72	Engine Kit	Capri			557-030	567-030	—	—
1973-72	Block	Capri	1-1/2" SC	AR	555-077	565-077	—	570-008
1973-72	Block (.065 OS)	Capri	1-9/16"	AR	555-029	565-029	—	570-009
1973-72	Cylinder Head	Capri	1-1/2" SC	AR	555-077	565-077	—	570-008
1973-72	Cylinder Head (.065 OS)	Capri	1-9/16"	AR	555-029	565-029	—	570-009
V6 - 2.8 (171 CID)								
1979-74	Engine Kit	-			557-030	567-030	—	—
1979-74	Block	-	1-1/2" SC	AR	555-077	565-077	—	570-008
1979-74	Block (.065 OS)	-	1-9/16"	AR	555-029	565-029	—	570-009
1979-74	Block Pipe	-	1/8" Pipe	8	—	490-070	—	—
1979-74	Camshaft	-	2"	1	555-069	565-069	568-012	570-012
1979-74	Camshaft (.060 OS)	-	2-1/16" SC	AR	555-048	565-048	568-013	570-014
1979-74	Camshaft (.060 OS)	-	2-1/16" SC	AR	555-073	565-073	—	570-014
1979-74	Cylinder Head	-	1-1/2" SC	AR	555-077	565-077	—	570-008
1979-74	Cylinder Head (.065 OS)	-	1-9/16"	AR	555-029	565-029	—	570-009
1979-74	Oil Gallery Pipe	-	1/4" Pipe	2	090-026	—	—	—
1979-74	Oil Gallery Pipe	-	1/8" Pipe	1	—	490-070	—	—
V6 - 3.0 (182 CID)								
2005-86	Engine Kit	-			557-051	567-051	—	—
2005-86	Balance Shaft	-	2-1/4"	1	555-084	—	568-015	570-017

Expansion Plug Applications



Make/ Engine/Years	Location	Description	Size	Qty	Dorman Steel	Dorman Brass	Dorman Copper	Dorman Rubber
MERCURY (continued)								
V6 - 3.0 (182 CID) (continued)								
2005-86	Block Pipe	-	1/4" Pipe	4	090-026	—	—	—
2005-86	Block Pipe	-	3/8" Pipe	2	090-028	—	—	—
2005-86	Block/Head	-	1-1/2" SC	5	555-077	565-077	—	570-008
2005-86	Block/Head	-	1-45/64" SC	AR	555-033	565-033	—	570-010
2005-86	Block/Head (.060 OS)	-	1-9/16"	AR	555-029	565-029	—	570-009
2005-86	Camshaft	-	2-1/4"	1	555-111	—	—	570-016
2005-86	Cylinder Head	-	1-1/4" SC	5	555-024	565-024	568-007	570-006
2005-86	Cylinder Head Thermactor	-	43/64"	2	555-120	—	—	—
2005-86	Cylinder Head Thermactor (.030 OS)	-	-	45/64"	AR	555-082	—	—
2005-86	Monolithic Timing Hole	-	5/8"	1	555-010	—	—	—
2005-86	Oil Gallery Pipe	-	1/4" Pipe	6	090-026	—	—	—
2005-86	Oil Gallery Pipe	-	3/8" Pipe	AR	090-028	—	—	—
V6 - 3.0 (183 CID)								
1998	Camshaft	Villager	2-1/4"	1	555-111	—	—	570-016
1998	Monolithic Timing Hole	Villager	5/8"	1	555-010	—	—	—
V6 - 3.8 (232 CID)								
2000-95	Engine Kit	-	-	-	557-054	—	—	—
2000-95	Block	-	1-1/2" SC	AR	555-077	565-077	—	570-008
2000-95	Block	-	1-41/64"	AR	555-068	565-068	—	570-010
2000-95	Block (.060 OS)	-	1-9/16"	AR	555-029	565-029	—	570-009
2000-95	Block Pipe	-	1/4" Pipe	4	090-026	—	—	—
2000-95	Block Pipe	-	3/8" Pipe	AR	090-028	—	—	—
2000-95	Block Pipe	-	5/8" x 18 Pipe	3	090-047	—	—	—
2000-95	Camshaft	-	1-45/64" SC	AR	555-033	565-033	—	570-010
2000-95	Cylinder Head	-	1-41/64"	2	555-068	565-068	—	570-010
2000-95	Oil Gallery Pipe	-	5/8" x 18 Pipe	3	090-047	—	—	—
1994-82	Engine Kit	-	-	-	557-054	—	—	—
1994-82	Block	-	1-1/2" SC	AR	555-077	565-077	—	570-008
1994-82	Block (.060 OS)	-	1-9/16"	AR	555-029	565-029	—	570-009
1994-82	Block Pipe	-	1/4" Pipe	4	090-026	—	—	—
1994-82	Block Pipe	-	3/8" Pipe	AR	090-028	—	—	—
1994-82	Block Pipe	-	5/8" x 18 Pipe	3	090-047	—	—	—
1994-82	Camshaft	-	1-45/64" SC	AR	555-033	565-033	—	570-010
1994-82	Cylinder Head	-	1-41/64"	2	555-068	565-068	—	570-010
1994-82	Oil Gallery Pipe	-	5/8" x 18 Pipe	3	090-047	—	—	—
V6 - 4.0 (244 CID)								
2001-98	Block/Head	Mountaineer	1-1/2" SC	AR	555-077	565-077	—	570-008
2001-98	Block/Head	Mountaineer	1-9/16"	AR	555-029	565-029	—	570-009
V8 - 4.2 (255 CID)								
1982-80	Engine Kit	-	-	-	557-009	567-009	—	—
1982-80	Block Pipe	-	3/8" Pipe	AR	090-028	—	—	—
1982-80	Block/Head	-	1-1/2" SC	AR	555-077	565-077	—	570-008
1982-80	Block/Head (.060 OS)	-	1-9/16"	AR	555-029	565-029	—	570-009
1982-80	Camshaft	-	2-1/8" SC	1	555-070	—	—	570-016
1982-80	Camshaft (.060 OS)	-	2-3/16" SC	1	555-051	—	—	570-016
1982-80	Cylinder Head Pipe	-	3/4" Pipe	7	090-072	—	—	—
1982-80	Oil Gallery	-	1/2"	3	555-074	—	—	—
1982-80	Oil Gallery Pipe	-	1/4" Pipe	5	090-026	—	—	—
1982-80	Oil Gallery Pipe	-	1/4" Pipe	AR	—	490-071	—	—
1982-80	Oil Pump Plug	-	3/4"	1	555-012	565-012	—	570-003
1982-80	Oil Pump Plug	-	41/64"	1	555-061	—	—	—
V8 - 4.6 (281 CID)								
2005-92	Block	-	17/32" SC	2	555-007	—	—	—
2005-92	Block Pipe	-	3/8" Pipe	2	090-028	—	—	—
2005-92	Block/Head	-	1-1/2" SC	AR	555-077	565-077	—	570-008
2005-92	Cylinder Head	-	29/64" SC	AR	555-004	565-004	—	—
2005-92	Cylinder Head Pipe	-	3/8" Pipe	6	090-028	—	—	—
V8 - 5.0 (302 CID)								
2001-68	Engine Kit	-	-	-	557-009	567-009	—	—
2001-68	Block Pipe	-	3/8" Pipe	AR	090-028	—	—	—
2001-68	Block-Rear	-	3/4"	1	555-012	565-012	—	570-003
2001-68	Block/Head	-	1-1/2" SC	AR	555-077	565-077	—	570-008
2001-68	Block/Head (.060 OS)	-	1-9/16"	AR	555-029	565-029	—	570-009
2001-68	Camshaft	-	2-1/8" SC	1	555-070	—	—	570-016
2001-68	Camshaft (.060 OS)	-	2-3/16" SC	1	555-051	—	—	570-016
2001-68	Cylinder Head Pipe	-	3/4" Pipe	7	090-072	—	—	—
2001-68	Oil Gallery	-	1/2"	3	555-074	—	—	—
2001-68	Oil Gallery Pipe	-	1/4" Pipe	5	090-026	—	—	—
2001-68	Oil Gallery Pipe	-	1/4" Pipe	AR	—	490-071	—	—
2001-68	Oil Pump Plug	-	3/4"	1	555-012	565-012	—	570-003
2001-68	Oil Pump Plug	-	41/64"	1	555-061	—	—	—
V8 - 5.8 (351C)								
1974-69	Engine Kit	-	-	-	557-010	567-010	—	—
1974-69	Block	-	1-1/2" SC	6	555-077	565-077	—	570-008
1974-69	Block (.060 OS)	-	1-49/64"	6	555-036	565-036	—	570-011
1974-69	Block Pipe	-	5/8" x 18 Pipe	2	090-047	—	—	—
1974-69	Camshaft	-	2-1/4"	1	555-084	—	568-015	570-017
1974-69	Cylinder Head	-	1-1/2" SC	6	555-077	565-077	—	570-008
1974-69	Oil Gallery	-	1/2"	2	555-074	—	—	—
1974-69	Oil Gallery Pipe	-	3/8" Pipe	3	090-028	—	—	—
1974-69	Thermactor Holes	-	1/2"	2	555-074	—	—	—

Expansion Plug Applications



Make/ Engine/Years	Location	Description	Size	Qty	Dorman Steel	Dorman Brass	Dorman Copper	Dorman Rubber
MERCURY (continued)								
V8 - 5.8 (351M)								
1982-75	Engine Kit	-			557-010	567-010	—	—
1982-75	Block	-	1-1/2" SC	6	555-077	565-077	—	570-008
1982-75	Block (.060 OS)	-	1-49/64"	6	555-036	565-036	—	570-011
1982-75	Block Pipe	-	5/8" x 18 Pipe	2	090-047	—	—	—
1982-75	Camshaft	-	2-1/4"	1	555-084	—	568-015	570-017
1982-75	Cylinder Head	-	1-1/2" SC	6	555-077	565-077	—	570-008
1982-75	Oil Gallery	-	1/2"	2	555-074	—	—	—
1982-75	Oil Gallery Pipe	-	3/8" Pipe	3	090-028	—	—	—
1982-75	Thermactor Holes	-	1/2"	2	555-074	—	—	—
V8 - 5.8 (351W)								
1982-69	Engine Kit	-			557-009	567-009	—	—
1982-69	Block Pipe	-	3/8" Pipe	AR	090-028	—	—	—
1982-69	Block-Rear	-	3/4"	1	555-012	565-012	—	570-003
1982-69	Block/Head	-	1-1/2" SC	AR	555-077	565-077	—	570-008
1982-69	Block/Head (.060 OS)	-	1-9/16"	AR	555-029	565-029	—	570-009
1982-69	Camshaft	-	2-1/8" SC	1	555-070	—	—	570-016
1982-69	Camshaft (.060 OS)	-	2-3/16" SC	1	555-051	—	—	570-016
1982-69	Cylinder Head Pipe	-	3/4" Pipe	7	090-072	—	—	—
1982-69	Oil Gallery	-	1/2"	3	555-074	—	—	—
1982-69	Oil Gallery Pipe	-	1/4" Pipe	5	090-026	—	—	—
1982-69	Oil Gallery Pipe	-	1/4" Pipe	AR	—	490-071	—	—
1982-69	Oil Pump Plug	-	3/4"	1	555-012	565-012	—	570-003
1982-69	Oil Pump Plug	-	41/64"	1	555-061	—	—	—
V8 - 6.4 (390 CID)								
1970-61	Engine Kit	-			557-011	567-011	—	—
1970-61	Block	-	1-1/2"	6	555-028	565-028	568-009	570-008
1970-61	Block	-	1-1/2" SC	6	555-077	565-077	—	570-008
1970-61	Block	-	1-49/64"	6	555-036	565-036	—	570-011
1970-61	Block (.060 OS)	-	1-53/64"	6	555-083	—	—	570-011
1970-61	Camshaft	-	2-3/8" SC	1	555-054	—	—	570-017
1970-61	Cylinder Head	-	1-1/2"	4	555-028	565-028	568-009	570-008
1970-61	Cylinder Head	-	1-1/2" SC	4	555-077	565-077	—	570-008
1970-61	Cylinder Head	-	1-1/4"	4	555-023	565-023	568-007	570-006
1970-61	Cylinder Head	-	1-49/64"	6	555-036	565-036	—	570-011
1970-61	Cylinder Head	-	1-49/64" SC	6	555-037	565-037	—	570-011
1970-61	Cylinder Head (.060 OS)	-	1-53/64"	6	555-083	—	—	570-011
1970-61	Dipstick Hole	-	3/8"	1	555-115	—	—	—
1970-61	Oil Gallery	-	1-31/64" SC	1	555-026	565-026	—	570-008
1970-61	Oil Gallery	-	19/32" SC	3	555-060	—	—	—
1970-61	Oil Gallery	-	29/64" SC	6	555-004	565-004	—	—
1970-61	Oil Gallery	-	5/8"	AR	555-010	—	—	—
1970-61	Oil Gallery	-	7/16" SC	AR	555-003	—	—	—
1970-61	Oil Gallery Pipe	-	1/4" Pipe	AR	090-026	—	—	—
1970-61	Rocker Arm Shaft	-	17/32" SC	4	555-007	—	—	—
V8 - 6.6 (400 CID)								
1978-71	Engine Kit	-			557-010	567-010	—	—
1978-71	Block	-	1-1/2" SC	6	555-077	565-077	—	570-008
1978-71	Block (.060 OS)	-	1-9/16"	6	555-029	565-029	—	570-009
1978-71	Block Pipe	-	5/8" x 18 Pipe	2	090-047	—	—	—
1978-71	Camshaft	-	2-1/4"	1	555-084	—	568-015	570-017
1978-71	Cylinder Head	-	1-1/2" SC	6	555-077	565-077	—	570-008
1978-71	Oil Gallery	-	1/2"	2	555-074	—	—	—
1978-71	Oil Gallery Pipe	-	3/8" Pipe	3	090-028	—	—	—
1978-71	Thermactor Holes	-	1/2"	2	555-074	—	—	—
V8 - 7.0 (428 CID)								
1970-66	Engine Kit	-			557-011	567-011	—	—
1970-66	Block	-	1-1/2"	6	555-028	565-028	568-009	570-008
1970-66	Block	-	1-1/2" SC	6	555-077	565-077	—	570-008
1970-66	Block	-	1-49/64"	6	555-036	565-036	—	570-011
1970-66	Block (.060 OS)	-	1-53/64"	6	555-083	—	—	570-011
1970-66	Camshaft	-	2-3/8" SC	1	555-054	—	—	570-017
1970-66	Cylinder Head	-	1-1/2"	4	555-028	565-028	568-009	570-008
1970-66	Cylinder Head	-	1-1/2" SC	4	555-077	565-077	—	570-008
1970-66	Cylinder Head	-	1-1/4"	AR	555-023	565-023	568-007	570-006
1970-66	Cylinder Head	-	1-49/64"	6	555-036	565-036	—	570-011
1970-66	Cylinder Head	-	1-49/64" SC	6	555-037	565-037	—	570-011
1970-66	Cylinder Head (.060 OS)	-	1-53/64"	6	555-083	—	—	570-011
1970-66	Dipstick Hole	-	3/8"	1	555-115	—	—	—
1970-66	Oil Gallery	-	1-31/64" SC	1	555-026	565-026	—	570-008
1970-66	Oil Gallery	-	19/32" SC	3	555-060	—	—	—
1970-66	Oil Gallery	-	29/64" SC	6	555-004	565-004	—	—
1970-66	Oil Gallery	-	5/8"	AR	555-010	—	—	—
1970-66	Oil Gallery	-	7/16" SC	AR	555-003	—	—	—
1970-66	Oil Gallery Pipe	-	1/4" Pipe	AR	090-026	—	—	—
1970-66	Rocker Arm Shaft	-	17/32" SC	4	555-007	—	—	—
V8 - 7.0 (429 CID)								
1973-69	Engine Kit	-			557-026	567-026	—	—
1973-69	Block	-	1-1/2" SC	6	555-077	565-077	—	570-008
1973-69	Block (.060 OS)	-	1-9/16"	6	555-029	565-029	—	570-009
1973-69	Camshaft	-	2-1/2"	1	555-055	—	—	—
1973-69	Cylinder Head	-	1-1/2" SC	6	555-077	565-077	—	570-008

Expansion Plug Applications



Make/ Engine/Years	Location	Description	Size	Qty	Dorman Steel	Dorman Brass	Dorman Copper	Dorman Rubber
MERCURY (continued)								
V8 - 7.0 (429 CID) (continued)								
1973-69	Cylinder Head (.060 OS)	-	1-9/16"	6	555-029	565-029	—	570-009
1973-69	Cylinder Head Pipe	-	3/4" Pipe	6	090-072	—	—	—
1973-69	Cylinder Head Thermactor	-	43/64"	2	555-120	—	—	—
1973-69	Oil Gallery	-	29/64" SC	AR	555-004	565-004	—	—
1973-69	Oil Gallery Pipe	-	1/4" Pipe	4	090-026	—	—	—
1973-69	Oil Gallery Pipe	-	3/8" Pipe	2	090-028	—	—	—
1973-69	Oil Gallery Pipe	-	3/8" Pipe	3	090-019	—	—	—
1973-69	Oil Gallery Pipe	-	5/8" x 18 Pipe	2	090-047	—	—	—
V8 - 7.5 (460 CID)								
1978-72	Engine Kit	-			557-026	567-026	—	—
1978-72	Block	-	1-1/2" SC	6	555-077	565-077	—	570-008
1978-72	Block (.060 OS)	-	1-9/16"	6	555-029	565-029	—	570-009
1978-72	Camshaft	-	2-1/2"	1	555-055	—	—	—
1978-72	Cylinder Head Pipe	-	3/4" Pipe	6	090-072	—	—	—
1978-72	Cylinder Head Thermactor	-	43/64"	2	555-120	—	—	—
1978-72	Oil Gallery	-	29/64" SC	AR	555-004	565-004	—	—
1978-72	Oil Gallery Pipe	-	1/4" Pipe	4	090-026	—	—	—
1978-72	Oil Gallery Pipe	-	3/8" Pipe	3	090-019	—	—	—
1978-72	Oil Gallery Pipe	-	3/8" Pipe	2	090-028	—	—	—
1978-72	Oil Gallery Pipe	-	5/8" x 18 Pipe	2	090-047	—	—	—
MERKUR								
L4 - 2.3 (140 CID)								
1989-85	Engine Kit	-			557-029	567-029	—	—
1989-85	Block Pipe	-	1/4" Pipe	AR	090-026	—	—	—
1989-85	Block Pipe	-	3/8" Pipe	AR	090-028	—	—	—
1989-85	Block-Rear	-	2-1/16" SC	1	555-048	565-048	568-013	570-014
1989-85	Block-Rear	-	2-1/16" SC	1	555-073	565-073	—	570-014
1989-85	Block-Rear (.060 OS)	-	2-1/8" SC	1	555-070	—	—	570-016
1989-85	Block/Head	-	1-1/2" SC	4	555-077	565-077	—	570-008
1989-85	Block/Head (.060 OS)	-	1-9/16"	4	555-029	565-029	—	570-009
1989-85	Cylinder Head Pipe	-	1/4" Pipe	3	090-026	—	—	—
1989-85	Monolithic Timing Hole	-	5/8"	4	555-010	—	—	—
1989-85	Turbo Oil Cooler Passage	-	5/8"	1	555-010	—	—	—
V6 - 2.9 (2900cc)								
1989-88	Block Pipe	-	1/8" Pipe	8	—	490-070	—	—
1989-88	Block-Drain Pipe	-	1/8" Pipe	8	—	490-070	—	—
1989-88	Block/Head	-	1-1/2" SC	AR	555-077	565-077	—	570-008
1989-88	Block/Head (.065 OS)	-	1-41/64"	AR	555-068	565-068	—	570-010
1989-88	Camshaft	-	2"	1	555-069	565-069	568-012	570-012
1989-88	Camshaft	-	2-1/16" SC	AR	555-073	565-073	—	570-014
1989-88	Cylinder Head Pipe	-	3/4" Pipe	4	090-072	—	—	—
1989-88	Oil Gallery Pipe	-	1/4" Pipe	1	090-026	—	—	—
MG								
L4 - 1.5 (1493cc)								
1979-75	Block (front)	-	1"	1	555-017	565-017	—	570-004
1979-75	Block (rear)	-	2" SC	1	555-069	565-069	568-012	570-012
1979-75	Block (side & front)	-	1-3/8"	4	555-025	565-025	568-008	570-007
1979-75	Block (side & rear)	-	1-1/4" SC	3	555-024	565-024	568-007	570-006
1979-75	Cylinder Head	-	1-1/4" SC	1	555-024	565-024	568-007	570-006
L4 - 1.8 (1798cc)								
1980-63	Block	-	1-5/8"	4	555-030	565-030	568-010	570-009
MINI								
L4 - 1.5 (1468cc)								
2002-85	Engine Kit	-			557-066	567-066	—	—
2002-85	Block	-	35mm	8	555-093	565-093	—	570-007
2002-85	Block Pipe	-	1/4" Pipe	1	090-122	—	—	—
2002-85	Block Pipe	-	3/8" Pipe	1	090-130	—	—	—
2002-85	Cylinder Head	-	35mm	2	555-093	565-093	—	570-007
2002-85	Cylinder Head Pipe	-	1/16" Pipe	4	090-073	—	—	—
2002-85	Cylinder Head Pipe	-	1/4" Pipe	2	090-124	—	—	—
2002-85	Cylinder Head Pipe	-	1/8" Pipe	2	090-117	—	—	—
L4 - 1.6 (1597cc)								
1992-85	Block	-	1-25/32"	1	555-156	—	—	—
1992-85	Block (From 4/88)	-	35mm	7	555-093	565-093	—	570-007
1992-85	Block (To 4/88)	-	40.8mm	8	555-095	565-095	—	570-009
1992-85	Block Pipe	-	1/16" Pipe	1	090-120	—	—	—
1992-85	Block Pipe	-	3/8" Pipe	1	090-130	—	—	—
1992-85	Cylinder Head	-	40.8mm	1	555-095	565-095	—	570-009
1992-85	Cylinder Head Pipe (From 4/88)	-	-	1/8" Pipe	1	090-117	—	—
1992-85	Cylinder Head Pipe (From 4/88)	-	-	1/8" Pipe	1	090-128	—	—
1992-85	Cylinder Head Pipe (From 4/88)	-	-	22mm Pipe	1	090-131	—	—
1992-85	Cylinder Head Pipe (To 4/88)	-	1/16" Pipe	1	090-073	—	—	—
1992-85	Cylinder Head Pipe (To 4/88)	-	1/4" Pipe	1	090-124	—	—	—
L4 - 1.8 (1754cc)								
1994-93	Block	Eclipse	35mm	7	555-093	565-093	—	570-007
1994-93	Block Pipe	Eclipse	1/16" Pipe	1	090-120	—	—	—
1994-93	Block Pipe	Eclipse	1/8" Pipe	1	090-128	—	—	—
1994-93	Block Pipe	Eclipse	3/8" Pipe	1	090-130	—	—	—
1994-93	Cylinder Head	Eclipse	40.8mm	1	555-095	565-095	—	570-009
1994-93	Cylinder Head Pipe	Eclipse	1/16" Pipe	1	090-073	—	—	—
1994-93	Cylinder Head Pipe	Eclipse	1/4" Pipe	1	090-124	—	—	—

Expansion Plug Applications



Make/ Engine/Years	Location	Description	Size	Qty	Dorman Steel	Dorman Brass	Dorman Copper	Dorman Rubber
MITSUBISHI (continued)								
L4 - 1.8 (1754cc) (continued)								
1992-90	Block	Eclipse	35mm	7	555-093	565-093	—	570-007
1992-90	Block Pipe	Eclipse	1/16" Pipe	1	090-120	—	—	—
1992-90	Block Pipe	Eclipse	1/8" Pipe	1	090-128	—	—	—
1992-90	Block Pipe	Eclipse	3/8" Pipe	1	090-130	—	—	—
1992-90	Cylinder Head	Eclipse	35mm	1	555-093	565-093	—	570-007
1992-90	Cylinder Head Pipe	Eclipse	1/16" Pipe	1	090-073	—	—	—
1992-90	Cylinder Head Pipe	Eclipse	1/4" Pipe	1	090-124	—	—	—
L4 - 1.8 (1795cc)								
1988-83	Engine Kit	Cordia, Tredia			557-076	567-076	—	—
1988-83	Block	Cordia, Tredia	35mm	9	555-093	565-093	—	570-007
1988-83	Block Pipe	Cordia, Tredia	1/16" Pipe	1	090-120	—	—	—
1988-83	Block Pipe	Cordia, Tredia	3/8" Pipe	1	090-130	—	—	—
1988-83	Cylinder Head	Cordia, Tredia	40.8mm	1	555-095	565-095	—	570-009
1988-83	Cylinder Head Pipe	Cordia, Tredia	1/16" Pipe	1	090-073	—	—	—
1988-83	Cylinder Head Pipe	Cordia, Tredia	1/4" Pipe	1	090-123	—	—	—
L4 - 1.8 (1834cc)								
2002-92	Engine Kit	Expo, Mirage			557-073	567-073	—	—
2002-92	Block	Expo, Mirage	35mm	9	555-093	565-093	—	570-007
2002-92	Block Pipe	Expo, Mirage	1/4" Pipe	2	090-122	—	—	—
2002-92	Cylinder Head	Expo, Mirage	35mm	1	555-093	565-093	—	570-007
2002-92	Cylinder Head Pipe	Expo, Mirage	1/4" Pipe	1	090-124	—	—	—
L4 - 2.0 (1997cc)								
1989-83	Engine Kit	Pickup			557-076	567-076	—	—
1989-83	Block	Pickup	35mm	9	555-093	565-093	—	570-007
1989-83	Block	Pickup	40.8mm	9	555-095	565-095	—	570-009
1989-83	Block Pipe	Pickup	1/16" Pipe	2	090-120	—	—	—
1989-83	Block Pipe	Pickup	3/8" Pipe	1	090-130	—	—	—
1989-83	Cylinder Head	Pickup	40.8mm	1	555-095	565-095	—	570-009
1989-83	Cylinder Head Pipe	Pickup	1/16" Pipe	1	090-073	—	—	—
1989-83	Cylinder Head Pipe	Pickup	1/4" Pipe	1	090-123	—	—	—
L4 - 2.0 (2000cc)								
2005-02	Block		35mm	10	555-093	565-093	—	570-007
2005-02	Cylinder Head		35mm	1	555-093	565-093	—	570-007
1999-84	Block	Passenger Car	35mm	9	555-093	565-093	—	570-007
1999-84	Block	Passenger Car	40.8mm	9	555-095	565-095	—	570-009
1999-84	Block Pipe	Passenger Car	1/16" Pipe	2	090-120	—	—	—
1999-84	Block Pipe	Passenger Car	1/8" Pipe	1	090-128	—	—	—
1999-84	Block Pipe	Passenger Car	3/8" Pipe	1	090-130	—	—	—
1999-84	Cylinder Head	Passenger Car	35mm	1	555-093	565-093	—	570-007
1999-84	Cylinder Head	Passenger Car	40.8mm	1	555-095	565-095	—	570-009
1999-84	Cylinder Head Pipe	Passenger Car	1/8" Pipe	9	090-117	—	—	—
1999-84	Cylinder Head Pipe (DOHC)	Passenger Car	1/8" Pipe	1	090-128	—	—	—
1999-84	Cylinder Head Pipe (DOHC)	Passenger Car	22mm Pipe	3	090-131	—	—	—
1999-84	Cylinder Head Pipe (SOHC)	Passenger Car	1/4" Pipe	1	090-123	—	—	—
L4 - 2.3 (2346cc)								
1985-83	Block	Diesel	40.8mm	4	555-095	565-095	—	570-009
1985-83	Block Pipe	Diesel	1/4" Pipe	1	090-122	—	—	—
1985-83	Block Pipe	Diesel	1/8" Pipe	1	090-117	—	—	—
1985-83	Block Pipe	Diesel	1/8" Pipe	1	090-128	—	—	—
1985-83	Block Pipe	Diesel	3/8" Pipe	1	090-130	—	—	—
1985-83	Cylinder Head	Diesel	40.8mm	1	555-095	565-095	—	570-009
1985-83	Cylinder Head Pipe	Diesel	1/16" Pipe	1	090-073	—	—	—
1985-83	Cylinder Head Pipe	Diesel	1/4" Pipe	1	090-124	—	—	—
1985-83	Cylinder Head Pipe	Diesel	1/8" Pipe	1	090-117	—	—	—
L4 - 2.4 (2350cc)								
1999-87	Engine Kit	Pickup, Van, Montero			557-075	567-075	—	—
1999-87	Block	Pickup, Van, Montero	35mm	9	555-093	565-093	—	570-007
1999-87	Block Pipe	Pickup, Van, Montero	1/16" Pipe	2	090-120	—	—	—
1999-87	Block Pipe	Pickup, Van, Montero	3/8" Pipe	1	090-130	—	—	—
1999-87	Cylinder Head	Pickup, Van, Montero	40.8mm	1	555-095	565-095	—	570-009
1999-87	Cylinder Head Pipe	Pickup, Van, Montero	1/4" Pipe	1	090-123	—	—	—
L4 - 2.4 (2351cc)								
2005-92	Block	Passenger Car	35mm	7	555-093	565-093	—	570-007
2005-92	Block	Passenger Car	40.8mm	2	555-095	565-095	—	570-009
2005-92	Block Pipe	Passenger Car	1/16" Pipe	2	090-120	—	—	—
2005-92	Block Pipe	Passenger Car	1/2" Pipe	1	090-002	—	—	—
2005-92	Block Pipe	Passenger Car	3/8" Pipe	1	090-130	—	—	—
2005-92	Cylinder Head	Passenger Car	35mm	2	555-093	565-093	—	570-007
2005-92	Cylinder Head Pipe	Passenger Car	1/8" Pipe	9	090-117	—	—	—
1987-85	Engine Kit	Passenger Car			557-075	567-075	—	—
1987-85	Block	Passenger Car	35mm	9	555-093	565-093	—	570-007
1987-85	Block Pipe	Passenger Car	1/16" Pipe	2	090-120	—	—	—
1987-85	Block Pipe	Passenger Car	3/8" Pipe	1	090-130	—	—	—
1987-85	Cylinder Head	Passenger Car	40.8mm	1	555-095	565-095	—	570-009
1987-85	Cylinder Head Pipe	Passenger Car	1/4" Pipe	1	090-123	—	—	—
L4 - 2.6 (2555cc)								
1989-83	Block	-	27/32"	1	555-189	—	—	—
1989-83	Block	-	28mm	4	555-117	—	—	570-005
1989-83	Block	-	40.8mm	4	555-095	565-095	—	570-009
1989-83	Block	-	50mm	3	555-094	—	—	570-012
1989-83	Block Pipe	-	1/4" Pipe	1	090-122	—	—	—

Expansion Plug Applications



Make/ Engine/Years	Location	Description	Size	Qty	Dorman Steel	Dorman Brass	Dorman Copper	Dorman Rubber
MITSUBISHI (continued)								
L4 - 2.6 (2555cc) (continued)								
1989-83	Block Pipe	-	3/8" Pipe	1	090-130	—	—	—
1989-83	Cylinder Head	-	40.8mm	1	555-095	565-095	—	570-009
1989-83	Cylinder Head Pipe	-	1/16" Pipe	1	090-073	—	—	—
1989-83	Cylinder Head Pipe	-	1/4" Pipe	2	090-123	—	—	—
V6 - 3.0 (2960cc)								
2004-97	Block	Montero Sport	1" SC	5	555-091	—	—	570-004
2004-97	Block	Montero Sport	35mm	2	555-093	565-093	—	570-007
2004-97	Cylinder Head	Montero Sport	1-17/64"	2	555-144	—	—	—
V6 - 3.0 (2972cc)								
2005-88	Block	-	1" SC	5	555-091	—	—	570-004
2005-88	Block	-	35mm	2	555-093	565-093	—	570-007
2005-88	Block	-	41.5mm	1	555-087	—	—	570-009
2005-88	Block Pipe	-	1/4" Pipe	2	090-122	—	—	—
2005-88	Block Pipe	-	1/8" Pipe	1	090-128	—	—	—
2005-88	Block Pipe	-	3/8" Pipe	3	090-130	—	—	—
2005-88	Cylinder Head (DOHC)	-	1" SC	4	555-091	—	—	570-004
2005-88	Cylinder Head (SOHC)	-	35mm	2	555-093	565-093	—	570-007
2005-88	Cylinder Head Pipe (DOHC)	-	1/16" Pipe	4	090-073	—	—	—
2005-88	Cylinder Head Pipe (DOHC)	-	1/8" Pipe	AR	090-117	—	—	—
2005-88	Cylinder Head Pipe (DOHC)	-	22mm Pipe	4	090-131	—	—	—
2005-88	Cylinder Head Pipe (SOHC)	-	1/16" Pipe	2	090-073	—	—	—
2005-88	Cylinder Head Pipe (SOHC)	-	1/4" Pipe	2	090-123	—	—	—
V6 - 3.5 (3490cc)								
1996-94	Block	-	1" SC	5	555-091	—	—	570-004
1996-94	Block	-	35mm	2	555-093	565-093	—	570-007
1996-94	Block	-	41.5mm	1	555-087	—	—	570-009
1996-94	Block Pipe	-	3/8" Pipe	3	090-130	—	—	—
1996-94	Cylinder Head	-	1" SC	4	555-091	—	—	570-004
1996-94	Cylinder Head Pipe	-	1/16" Pipe	4	090-073	—	—	—
1996-94	Cylinder Head Pipe	-	1/8" Pipe	18	090-117	—	—	—
1996-94	Cylinder Head Pipe	-	22mm Pipe	4	090-131	—	—	—
V6 - 3.5 (3497cc)								
2004-97	Block	-	1" SC	5	555-091	—	—	570-004
2004-97	Block	-	35mm	2	555-093	565-093	—	570-007
2004-97	Block	-	41.5mm	1	555-087	—	—	570-009
2004-97	Cylinder Head	-	1-17/64"	2	555-144	—	—	—
V6 - 3.8L (3828 cc)								
2005-04	Block	-	41.5mm	1	555-087	—	—	570-009
2005-04	Cylinder Head	-	35mm	1	555-093	565-093	—	570-007
2005-04	Cylinder Head	-	1-17/64"	2	555-144	—	—	—
2005-04	Cylinder Head	-	35mm	2	555-093	565-093	—	570-007
NISSAN								
L4 - 1.2 (1237cc) - A12								
1982-71	Engine Kit	-			557-031	—	—	—
1982-71	Block	-	35mm	3	555-093	565-093	—	570-007
1982-71	Block	-	50mm	1	555-094	—	—	570-012
1982-71	Camshaft	-	44.5mm	1	555-096	565-096	—	570-011
1982-71	Cylinder Head	-	40.8mm	1	555-095	565-095	—	570-009
1982-71	Rocker Arm Shaft	-	14.7mm	2	555-088	—	—	—
L4 - 1.3 (1288cc) - A13								
1974	Engine Kit	-			557-031	—	—	—
1974	Block	-	35mm	3	555-093	565-093	—	570-007
1974	Block	-	50mm	1	555-094	—	—	570-012
1974	Camshaft	-	44.5mm	1	555-096	565-096	—	570-011
1974	Cylinder Head	-	40.8mm	1	555-095	565-095	—	570-009
1974	Rocker Arm Shaft	-	14.7mm	2	555-088	—	—	—
L4 - 1.4 (1393cc) - A14								
1982-75	Engine Kit	-			557-031	—	—	—
1982-75	Block	-	35mm	3	555-093	565-093	—	570-007
1982-75	Block	-	50mm	1	555-094	—	—	570-012
1982-75	Camshaft	-	44.5mm	1	555-096	565-096	—	570-011
1982-75	Cylinder Head	-	40.8mm	1	555-095	565-095	—	570-009
1982-75	Rocker Arm Shaft	-	14.7mm	2	555-088	—	—	—
L4 - 1.5 (1488cc) - E15T								
1984-82	Engine Kit	Turbo			557-117	—	—	—
1984-82	Block	Turbo	28mm	1	555-117	—	—	570-005
1984-82	Block	Turbo	30mm	8	555-100	565-100	—	570-006
1984-82	Block	Turbo	35mm	1	555-093	565-093	—	570-007
1984-82	Cylinder Head	Turbo	20mm	1	555-101	565-101	—	—
1984-82	Cylinder Head	Turbo	9/16"	1	555-092	—	—	—
1984-82	Cylinder Head Pipe	Turbo	3/8" Pipe	2	090-130	—	—	—
L4 - 1.5 (1491cc) - A15								
1982-80	Engine Kit	-			557-031	—	—	—
1982-80	Block	-	35mm	3	555-093	565-093	—	570-007
1982-80	Block	-	50mm	1	555-094	—	—	570-012
1982-80	Camshaft	-	44.5mm	1	555-096	565-096	—	570-011
1982-80	Cylinder Head	-	40.8mm	1	555-095	565-095	—	570-009
1982-80	Rocker Arm Shaft	-	14.7mm	2	555-088	—	—	—
L4 - 1.5 (1491cc) - E15								
1984-82	Block	Carb	28mm	1	555-117	—	—	570-005
1984-82	Block	Carb	30mm	8	555-100	565-100	—	570-006

Expansion Plug Applications



Make/ Engine/Years	Location	Description	Size	Qty	Dorman Steel	Dorman Brass	Dorman Copper	Dorman Rubber
NISSAN (continued)								
L4 - 1.5 (1491cc) - E15 (continued)								
1984-82	Block	Carb	50mm	1	555-094	—	—	570-012
1984-82	Cylinder Head	Carb	7/16"	1	555-002	—	—	—
1984-82	Cylinder Head	Carb	9/16"	1	555-092	—	—	—
L4 - 1.6 (1590cc) - E16i								
1988-83	Block	EFI	28mm	1	555-117	—	—	570-005
1988-83	Block	EFI	30mm	8	555-100	565-100	—	570-006
1988-83	Block	EFI	35mm	1	555-093	565-093	—	570-007
1988-83	Cylinder Head	EFI	7/16"	AR	555-002	—	—	—
L4 - 1.6 (1590cc) - E16S								
1987-84	Block	Carb (Sentra)	28mm	1	555-117	—	—	570-005
1987-84	Block	Carb (Sentra)	30mm	8	555-100	565-100	—	570-006
1987-84	Block	Carb (Sentra)	35mm	1	555-093	565-093	—	570-007
1987-84	Cylinder Head	Carb (Sentra)	7/16"	1	555-002	—	—	—
1987-84	Cylinder Head	Carb (Sentra)	9/16"	1	555-092	—	—	—
L4 - 1.6 (1590cc) - GA16i								
1990-89	Block	-	30mm	8	555-100	565-100	—	570-006
1990-89	Cylinder Head	-	7/16"	2	555-002	—	—	—
1990-89	Cylinder Head Pipe	-	1/2" Pipe	1	090-092	—	—	—
1990-89	Cylinder Head Pipe	-	3/8" Pipe	4	090-130	—	—	—
L4 - 1.6 (1595cc) - L16								
1973-68	Engine Kit	-	-	-	557-032	567-032	—	—
1973-68	Block	-	40.8mm	6	555-095	565-095	—	570-009
1973-68	Cylinder Head	-	40.8mm	1	555-095	565-095	—	570-009
L4 - 1.6 (1597cc) - CA16DE								
1987	Block	Turbo	30mm	AR	555-100	565-100	—	570-006
1987	Cylinder Head	Turbo	7/16"	AR	555-002	—	—	—
L4 - 1.6 (1597cc) - E16								
1986-83	Engine Kit	Carb (Pulsar)	-	-	557-117	—	—	—
1986-83	Block	Carb (Pulsar)	28mm	1	555-117	—	—	570-005
1986-83	Block	Carb (Pulsar)	30mm	8	555-100	565-100	—	570-006
1986-83	Block	Carb (Pulsar)	35mm	1	555-093	565-093	—	570-007
1986-83	Cylinder Head	Carb (Pulsar)	20mm	1	555-101	565-101	—	—
1986-83	Cylinder Head	Carb (Pulsar)	9/16"	1	555-092	—	—	—
1984-82	Cylinder Head Pipe	Carb (Pulsar)	3/8" Pipe	2	090-130	—	—	—
L4 - 1.6 (1597cc) - GA16DE								
1999-91	Block	-	30mm	9	555-100	565-100	—	570-006
1999-91	Cylinder Head	-	7/16"	2	555-002	—	—	—
1999-91	Cylinder Head Pipe	-	1/2" Pipe	1	090-092	—	—	—
L4 - 1.7 (1688cc) - CD17								
1986-83	Engine Kit	-	-	-	557-040	567-040	—	—
1986-83	Block	-	30mm	9	555-100	565-100	—	570-006
1986-83	Cylinder Head	-	30mm	1	555-100	565-100	—	570-006
1986-83	Cylinder Head	-	35mm	1	555-093	565-093	—	570-007
L4 - 1.8 (1770cc) - L18								
1974-73	Engine Kit	-	-	-	557-032	567-032	—	—
1974-73	Block	-	40.8mm	7	555-095	565-095	—	570-009
1974-73	Cylinder Head	-	40.8mm	1	555-095	565-095	—	570-009
L4 - 1.8 (1809cc)								
2005-00	Block	-	30mm	8	555-100	565-100	—	570-006
2005-00	Cylinder Head	-	20mm	4	555-101	565-101	—	—
L4 - 1.8 (1809cc) - CA18DE								
1989-88	Engine Kit	-	-	-	557-100	—	—	—
1989-88	Block	-	30mm	9	555-100	565-100	—	570-006
1989-88	Cylinder Head	-	7/16"	AR	555-002	—	—	—
1989-88	Cylinder Head Pipe	-	1" Pipe	1	090-138	—	—	—
1989-88	Cylinder Head Pipe	-	1/2" Pipe	1	090-092	—	—	—
1989-88	Cylinder Head Pipe	-	3/4" Pipe	1	090-072	—	—	—
L4 - 1.8 (1809cc) - CA18ET								
1986-84	Engine Kit	Turbo	-	-	557-101	—	—	—
1986-84	Block	Turbo	30mm	9	555-100	565-100	—	570-006
1986-84	Block Pipe	Turbo	3/8" Pipe	2	090-140	—	—	—
1986-84	Cylinder Head	Turbo	18.2mm	1	555-107	—	—	—
1986-84	Cylinder Head Pipe	Turbo	1" Pipe	1	090-138	—	—	—
1986-84	Cylinder Head Pipe	Turbo	3/8" Pipe	2	090-130	—	—	—
L4 - 2.0 (1952cc) - L20B								
1979-73	Engine Kit	-	-	-	557-032	567-032	—	—
1979-73	Block	-	40.8mm	7	555-095	565-095	—	570-009
1979-73	Cylinder Head	-	40.8mm	1	555-095	565-095	—	570-009
L4 - 2.0 (1952cc) - Z20E								
1981-80	Engine Kit	EFI	-	-	557-057	567-057	—	—
1981-80	Block	EFI	40.8mm	7	555-095	565-095	—	570-009
1981-80	Cylinder Head	EFI	35mm	1	555-093	565-093	—	570-007
L4 - 2.0 (1952cc) - Z20S								
1981-80	Engine Kit	Carb	-	-	557-032	567-032	—	—
1981-80	Block	Carb	40.8mm	7	555-095	565-095	—	570-009
1981-80	Cylinder Head	Carb	40.8mm	1	555-095	565-095	—	570-009
L4 - 2.0 (1974cc) - CA20E								
1989-84	Engine Kit	EFI	-	-	557-103	—	—	—
1989-84	Block	EFI	12.1mm	1	555-106	—	—	—
1989-84	Block	EFI	30mm	9	555-100	565-100	—	570-006
1989-84	Block Pipe	EFI	3/8" Pipe	2	090-140	—	—	—

Expansion Plug Applications



Expansion Plug Applications

8

Make/ Engine/Years	Location	Description	Size	Qty	Dorman Steel	Dorman Brass	Dorman Copper	Dorman Rubber
NISSAN (continued)								
L4 - 2.0 (1974cc) - CA20E (continued)								
1989-84	Cylinder Head	EFI	18.2mm	1	555-107	—	—	—
1989-84	Cylinder Head Pipe	EFI	1" Pipe	1	090-138	—	—	—
1989-84	Cylinder Head Pipe	EFI	3/8" Pipe	2	090-130	—	—	—
L4 - 2.0 (1974cc) - CA20S								
1983-82	Engine Kit	Carb			557-040	567-040	—	—
1983-82	Block	Carb	30mm	9	555-100	565-100	—	570-006
1983-82	Cylinder Head Pipe	Carb	3/8" pipe	2	090-028	—	—	—
L4 - 2.0 (1998cc) - SR20DE								
2002-91	Engine Kit	-			557-102	567-102	—	—
2002-91	Block	-	30mm	6	555-100	565-100	—	570-006
2002-91	Block Pipe	-	1/4" Pipe	1	090-134	—	—	—
2002-91	Block Pipe	-	3/8" Pipe	6	090-130	—	—	—
2002-91	Block Pipe	-	30mm Pipe	1	090-139	—	—	—
2002-91	Cylinder Head	-	30mm	4	555-100	565-100	—	570-006
L4 - 2.2 (2187cc) - Z22E								
1983-82	Engine Kit	-			557-057	567-057	—	—
1983-82	Block	-	40.8mm	7	555-095	565-095	—	570-009
1983-82	Cylinder Head	-	35mm	1	555-093	565-093	—	570-007
L4 - 2.4 (2389cc) - KA24DE								
2001-91	Block	-	40.8mm	5	555-095	565-095	—	570-009
2001-91	Block Pipe	-	1/4" Pipe	2	090-134	—	—	—
2001-91	Cylinder Head	-	30mm	2	555-100	565-100	—	570-006
L4 - 2.4 (2389cc) - KA24E								
1992-89	Block	-	40.8mm	6	555-095	565-095	—	570-009
1992-89	Cylinder Head	-	35mm	1	555-093	565-093	—	570-007
1992-89	Cylinder Head Pipe	-	1/2" Pipe	4	090-022	—	—	—
L4 - 2.4 (2389cc) - Z24i								
1988-87	Engine Kit	EFI			557-104	567-104	—	—
1988-87	Block	EFI	40.8mm	AR	555-095	565-095	—	570-009
1988-87	Cylinder Head	EFI	35mm	1	555-093	565-093	—	570-007
1988-87	Cylinder Head Pipe	EFI	3/4" Pipe	2	090-072	—	—	—
L6 - 2.4 (2393cc) - L24								
1973-70	Engine Kit	-			557-033	—	—	—
1973-70	Block	-	35mm	7	555-093	565-093	—	570-007
1973-70	Block	-	40.8mm	1	555-095	565-095	—	570-009
1973-70	Block	-	50mm	1	555-094	—	—	570-012
1973-70	Cylinder Head	-	35mm	1	555-093	565-093	—	570-007
L6 - 2.4 (2393cc) - L24E								
1984-77	Engine Kit	-			557-033	—	—	—
1984-77	Block	-	35mm	7	555-093	565-093	—	570-007
1984-77	Block	-	40.8mm	1	555-095	565-095	—	570-009
1984-77	Block	-	50mm	1	555-094	—	—	570-012
1984-77	Cylinder Head	-	35mm	1	555-093	565-093	—	570-007
L6 - 2.6 (2565cc) - L26								
1974	Engine Kit	-			557-033	—	—	—
1974	Block	-	35mm	7	555-093	565-093	—	570-007
1974	Block	-	40.8mm	1	555-095	565-095	—	570-009
1974	Block	-	50mm	1	555-094	—	—	570-012
1974	Cylinder Head	-	35mm	1	555-093	565-093	—	570-007
L6 - 2.8 (2753cc) - L28E								
1983-75	Engine Kit	-			557-033	—	—	—
1983-75	Block	-	35mm	7	555-093	565-093	—	570-007
1983-75	Block	-	40.8mm	1	555-095	565-095	—	570-009
1983-75	Block	-	50mm	1	555-094	—	—	570-012
1983-75	Cylinder Head	-	35mm	1	555-093	565-093	—	570-007
L6 - 2.8 (2753cc) - L28ET								
1983-82	Engine Kit	-			557-033	—	—	—
1983-82	Block	-	35mm	7	555-093	565-093	—	570-007
1983-82	Block	-	40.8mm	1	555-095	565-095	—	570-009
1983-82	Block	-	50mm	1	555-094	—	—	570-012
1983-82	Cylinder Head	-	35mm	1	555-093	565-093	—	570-007
L6 - 2.8 (2793cc) - LD28								
1983-81	Engine Kit	-			557-033	—	—	—
1983-81	Block	-	35mm	9	555-093	565-093	—	570-007
1983-81	Block	-	40.8mm	1	555-095	565-095	—	570-009
1983-81	Block	-	50mm	1	555-094	—	—	570-012
1983-81	Cylinder Head	-	35mm	2	555-093	565-093	—	570-007
1983-81	Cylinder Head	-	7/16"	1	555-002	—	—	—
V6 - 3.0 (2960cc) - VG30								
1989-84	Engine Kit	-			557-105	—	—	—
1989-84	Block	-	30mm	12	555-100	565-100	—	570-006
1989-84	Cylinder Head	-	30mm	1	555-100	565-100	—	570-006
1989-84	Cylinder Head Pipe	-	1" Pipe	1	090-138	—	—	—
1989-84	Cylinder Head Pipe	-	3/8" Pipe	1	090-130	—	—	—
V6 - 3.0 (2960cc) - VG30DE								
1996-90	Block	-	30mm	11	555-100	565-100	—	570-006
1996-90	Cylinder Head	-	20mm	2	555-101	565-101	—	—
1996-90	Cylinder Head Pipe	-	1" Pipe	1	090-138	—	—	—
1996-90	Cylinder Head Pipe	-	1/2" Pipe	1	090-092	—	—	—
V6 - 3.0 (2960cc) - VG30DETT								
1996-90	Block	Turbo	30mm	12	555-100	565-100	—	570-006

Expansion Plug Applications



Make/ Engine/Years	Location	Description	Size	Qty	Dorman Steel	Dorman Brass	Dorman Copper	Dorman Rubber
NISSAN (continued)								
V6 - 3.0 (2960cc) - VG30DETT (continued)								
1996-90	Cylinder Head Pipe	Turbo	1" Pipe	7	090-138	—	—	—
1996-90	Cylinder Head Pipe	Turbo	1/2" Pipe	5	090-022	—	—	—
V6 - 3.0 (2960cc) - VG30E								
1998-95	Engine Kit	-	-	-	557-105	—	—	—
1998-95	Block	-	30mm	12	555-100	565-100	—	570-006
1998-95	Cylinder Head	-	30mm	1	555-100	565-100	—	570-006
1998-95	Cylinder Head Pipe	-	1" Pipe	1	090-138	—	—	—
1998-95	Cylinder Head Pipe	-	3/8" Pipe	1	090-130	—	—	—
1994-92	Engine Kit	-	-	-	557-105	—	—	—
1994-92	Block	-	1/2" SC	2	555-006	—	—	—
1994-92	Block	-	30mm	12	555-100	565-100	—	570-006
1994-92	Cylinder Head	-	30mm	1	555-100	565-100	—	570-006
1994-92	Cylinder Head Pipe	-	1" Pipe	1	090-138	—	—	—
1994-92	Cylinder Head Pipe	-	3/8" Pipe	1	090-130	—	—	—
1991-85	Engine Kit	-	-	-	557-105	—	—	—
1991-85	Block	-	1/2" SC	2	555-006	—	—	—
1991-85	Cylinder Head	-	30mm	12	555-100	565-100	—	570-006
1991-85	Cylinder Head Pipe	-	1" Pipe	1	090-138	—	—	—
1991-85	Cylinder Head Pipe	-	3/8" Pipe	1	090-130	—	—	—
V6 - 3.0 (2960cc) - VG30T								
1989-84	Engine Kit	Turbo	-	-	557-105	—	—	—
1989-84	Block	Turbo	30mm	12	555-100	565-100	—	570-006
1989-84	Cylinder Head	Turbo	30mm	1	555-100	565-100	—	570-006
1989-84	Cylinder Head Pipe	Turbo	1" Pipe	1	090-138	—	—	—
1989-84	Cylinder Head Pipe	Turbo	3/8" Pipe	1	090-130	—	—	—
V6 - 3.0 (2988cc) - VQ30DE								
2001-95	Cylinder Head	-	28mm	2	555-117	—	—	570-005
2001-95	Cylinder Head	-	30mm	2	555-100	565-100	—	570-006
V6 - 3.3 (3300cc) - VG33E								
2002-99	Block	-	30mm	AR	555-100	565-100	—	570-006
2002-99	Cylinder Head	-	30mm	AR	555-100	565-100	—	570-006
V6 - 3.5 (3500cc) - VQ35DE								
2005-02	Cylinder Head	-	28mm	2	555-117	—	—	570-005
2005-02	Cylinder Head	-	30mm	2	555-100	565-100	—	570-006
NISSAN TRUCK								
L4 - 1.6 (1595cc) - L16								
1973-71	Engine Kit	-	-	-	557-032	567-032	—	—
1973-71	Block	-	40.8mm	6	555-095	565-095	—	570-009
1973-71	Cylinder Head	-	40.8mm	1	555-095	565-095	—	570-009
L4 - 1.8 (1770cc) - L18								
1974	Engine Kit	-	-	-	557-032	567-032	—	—
1974	Block	-	40.8mm	7	555-095	565-095	—	570-009
1974	Cylinder Head	-	40.8mm	1	555-095	565-095	—	570-009
L4 - 2.0 (1952cc) - L20B								
1980-75	Engine Kit	-	-	-	557-032	567-032	—	—
1980-75	Block	-	40.8mm	7	555-095	565-095	—	570-009
1980-75	Cylinder Head	-	40.8mm	1	555-095	565-095	—	570-009
L4 - 2.0 (1952cc) - Z20								
1985-83	Engine Kit	Carb	-	-	557-057	567-057	—	—
1985-83	Block	Carb	40.8mm	7	555-095	565-095	—	570-009
1985-83	Cylinder Head	Carb	35mm	1	555-093	565-093	—	570-007
L4 - 2.2 (2164cc) - SD22								
1983-81	Engine Kit	-	-	-	557-043	567-043	—	—
1983-81	Block	-	35mm	7	555-093	565-093	—	570-007
1983-81	Block	-	44.5mm	1	555-096	565-096	—	570-011
1983-81	Cylinder Head	-	35mm	1	555-093	565-093	—	570-007
L4 - 2.2 (2187cc) - Z22								
1983-81	Engine Kit	-	-	-	557-057	567-057	—	—
1983-81	Block	-	40.8mm	7	555-095	565-095	—	570-009
1983-81	Cylinder Head	-	35mm	1	555-093	565-093	—	570-007
L4 - 2.4 (2389cc) - KA24DE								
2004-98	Block	-	40.8mm	5	555-095	565-095	—	570-009
2004-98	Block Pipe	-	1/4" Pipe	2	090-134	—	—	—
2004-98	Cylinder Head	-	30mm	2	555-100	565-100	—	570-006
L4 - 2.4 (2389cc) - KA24E								
1997-90	Block	-	40.8mm	6	555-095	565-095	—	570-009
1997-90	Cylinder Head	-	35mm	1	555-093	565-093	—	570-007
1997-90	Cylinder Head Pipe	-	1/2" Pipe	4	090-022	—	—	—
L4 - 2.4 (2389cc) - Z24								
1985-83	Engine Kit	Carb	-	-	557-104	567-104	—	—
1985-83	Block	Carb	40.8mm	7	555-095	565-095	—	570-009
1985-83	Cylinder Head	Carb	35mm	1	555-093	565-093	—	570-007
1985-83	Cylinder Head Pipe	Carb	3/4" Pipe	2	090-072	—	—	—
L4 - 2.4 (2389cc) - Z24i								
1989-86	Engine Kit	EFI	-	-	557-104	567-104	—	—
1989-86	Block	EFI	40.8mm	AR	555-095	565-095	—	570-009
1989-86	Cylinder Head	EFI	35mm	1	555-093	565-093	—	570-007
1989-86	Cylinder Head Pipe	EFI	3/4" Pipe	2	090-072	—	—	—
L4 - 2.5 (2488cc) - SD25								
1986-83	Block	-	18.2mm	4	555-107	—	—	—
1986-83	Block	-	35mm	8	555-093	565-093	—	570-007

Expansion Plug Applications



Make/ Engine/Years	Location	Description	Size	Qty	Dorman Steel	Dorman Brass	Dorman Copper	Dorman Rubber
NISSAN TRUCK (continued)								
L4 - 2.5 (2488cc) - SD25 (continued)								
1986-83	Block	-	44.5mm	1	555-096	565-096	—	570-011
1986-83	Block Pipe	-	1/2" Pipe	3	090-092	—	—	—
1986-83	Cylinder Head	-	1"	5	555-162	—	—	—
1986-83	Cylinder Head	-	35mm	1	555-093	565-093	—	570-007
V6 - 3.0 (2960cc) - VG30								
1989-86	Engine Kit	-			557-105	—	—	—
1989-86	Block	-	1/2" SC	2	555-006	—	—	—
1989-86	Block	-	30mm	12	555-100	565-100	—	570-006
1989-86	Cylinder Head	-	35mm	1	555-093	565-093	—	570-007
1989-86	Cylinder Head Pipe	-	1" Pipe	1	090-138	—	—	—
1989-86	Cylinder Head Pipe	-	3/8" Pipe	1	090-130	—	—	—
V6 - 3.0 (2960cc) - VG30E								
1995-90	Engine Kit	-			557-105	—	—	—
1995-90	Block	-	1/2" SC	12	555-006	—	—	—
1995-90	Cylinder Head	-	30mm	1	555-100	565-100	—	570-006
1995-90	Cylinder Head Pipe	-	1" Pipe	1	090-138	—	—	—
1995-90	Cylinder Head Pipe	-	3/8" Pipe	1	090-130	—	—	—
V6 - 3.3 (3300cc) - VG33E								
2004-96	Block	-	30mm	AR	555-100	565-100	—	570-006
2004-96	Cylinder Head	-	30mm	AR	555-100	565-100	—	570-006
1998-96	Block	-	1/2" SC	2	555-006	—	—	—
V6 - 3.5 (3500cc) - VQ35DE								
2004-01	Cylinder Head	-	28mm	2	555-117	—	—	570-005
2004-01	Cylinder Head	-	30mm	2	555-100	565-100	—	570-006
OLDSMOBILE								
L4 - 1.8 (112 CID) - O								
1986-82	Engine Kit	-			557-064	567-064	—	—
1986-82	Block	-	1-27/64"	AR	555-169	—	—	—
1986-82	Block	-	34.3mm	4	555-104	565-104	—	570-007
1986-82	Block	-	42.3mm	4	555-110	—	—	570-010
1986-82	Cylinder Head	-	34.3mm	4	555-104	565-104	—	570-007
1986-82	Oil Gallery Pipe	-	1/4" Pipe	AR	090-067	—	—	—
1986-82	Oil Gallery Pipe	-	1/8" Pipe	2	090-065	—	—	—
1986-82	Oil Gallery Pipe	-	3/8" Pipe	1	090-028	—	—	—
L4 - 1.8 (112 CID) - G								
1982	Engine Kit	-			557-064	567-064	—	—
1982	Block	-	34.3mm	4	555-104	565-104	—	570-007
1982	Block	-	42.3mm	4	555-110	—	—	570-010
1982	Cylinder Head	-	34.3mm	4	555-104	565-104	—	570-007
1982	Oil Gallery Pipe	-	1/4" Pipe	AR	090-067	—	—	—
1982	Oil Gallery Pipe	-	1/8" Pipe	2	090-065	—	—	—
1982	Oil Gallery Pipe	-	3/8" Pipe	1	090-028	—	—	—
L4 - 2.0 (122 CID) - 1								
1989-87	Cylinder Head	-	34.3mm	1	555-104	565-104	—	570-007
1988-87	Engine Kit	-			557-064	567-064	—	—
1988-87	Block	-	34.3mm	1	555-104	565-104	—	570-007
1988-87	Block	-	42.3mm	4	555-110	—	—	570-010
1988-87	Oil Gallery Pipe	-	1/4" Pipe	AR	090-067	—	—	—
1988-87	Oil Gallery Pipe	-	1/8" Pipe	2	090-065	—	—	—
1988-87	Oil Gallery Pipe	-	3/8" Pipe	1	090-028	—	—	—
L4 - 2.0 (122 CID) - K								
1988-87	Block	-	1-27/64"	AR	555-169	—	—	—
1988-87	Block	-	34.3mm	4	555-104	565-104	—	570-007
1988-87	Cylinder Head	-	15/16"	2	555-016	565-016	—	570-004
1988-87	Oil Gallery Pipe	-	1/4" Pipe	AR	090-067	—	—	—
1988-87	Oil Gallery Pipe	-	1/8" Pipe	2	090-065	—	—	—
1988-87	Oil Gallery Pipe	-	3/8" Pipe	1	090-028	—	—	—
L4 - 2.0 (122 CID) - P								
1986-83	Engine Kit	-			557-064	567-064	—	—
1986-83	Block	-	34.3mm	1	555-104	565-104	—	570-007
1986-83	Block	-	42.3mm	4	555-110	—	—	570-010
1986-83	Oil Gallery Pipe	-	1/4" Pipe	AR	090-067	—	—	—
1986-83	Oil Gallery Pipe	-	1/8" Pipe	2	090-065	—	—	—
1986-83	Oil Gallery Pipe	-	3/8" Pipe	1	090-028	—	—	—
L4 - 2.2 (134 CID) - 4								
1996-93	Engine Kit	-			557-109	—	—	—
1996-93	Block	-	42.3mm	4	555-110	—	—	570-010
1996-93	Cylinder Head	-	34.3mm	1	555-104	565-104	—	570-007
1996-93	Oil Gallery Pipe	-	1/2" Pipe	2	090-092	—	—	—
1996-93	Oil Gallery Pipe	-	1/4" Pipe	1	090-122	—	—	—
1996-93	Oil Gallery Pipe	-	1/4" Pipe	1	090-026	—	—	—
L4 - 2.3 (138 CID) - D,3								
1995-89	Block Pipe	-	1/4" Pipe	AR	090-067	—	—	—
1995-89	Cylinder Head	-	1"	1	555-017	565-017	—	570-004
1995-89	Cylinder Head	-	20mm	2	555-101	565-101	—	—
1995-89	Oil Gallery Pipe	-	1/4" Pipe	1	090-026	—	—	—
1995-89	Oil Gallery Pipe	-	1/8" Pipe	2	090-065	—	—	—
1995-89	Oil Gallery Pipe	-	3/8" Pipe	AR	—	490-072	—	—
1988	Block Pipe	-	3/8" Pipe	3	090-028	—	—	—
1988	Camshaft	-	2-7/64"	1	555-080	—	—	570-014
1988	Cylinder Head	-	1"	1	555-017	565-017	—	570-004

Expansion Plug Applications



Make/ Engine/Years	Location	Description	Size	Qty	Dorman Steel	Dorman Brass	Dorman Copper	Dorman Rubber
OLDSMOBILE (continued)								
L4 - 2.3 (138 CID) - D,3 (continued)								
1988	Cylinder Head	-	20mm	2	555-101	565-101	—	—
1988	Oil Gallery Pipe	-	1/4" Pipe	3	090-026	—	—	—
1988	Oil Gallery Pipe	-	1/8" Pipe	1	090-046	—	—	—
1987	Block Pipe	-	1/4" Pipe	AR	090-067	—	—	—
1987	Cylinder Head	-	1"	1	555-017	565-017	—	570-004
1987	Cylinder Head	-	20mm	2	555-101	565-101	—	—
1987	Oil Gallery Pipe	-	1/4" Pipe	1	090-026	—	—	—
1987	Oil Gallery Pipe	-	1/8" Pipe	2	090-065	—	—	—
1987	Oil Gallery Pipe	-	3/8" Pipe	AR	—	490-072	—	—
L4 - 2.3 (140 CID)								
1994-89	Cylinder Head	-	1"	1	555-017	565-017	—	570-004
1994-89	Cylinder Head	-	20mm	2	555-101	565-101	—	—
1977-76	Block	-	1-5/8"	1	555-030	565-030	568-010	570-009
1977-76	Block	-	9/16"	1	555-008	565-008	—	—
1977-76	Block (.010 OS)	-	19/32"	AR	555-009	—	—	—
L4 - 2.4 (146 CID) - T								
2001-96	Block Pipe	-	1/4" Pipe	1	090-026	—	—	—
2001-96	Cylinder Head	-	1-1/4" SC	1	555-024	565-024	568-007	570-006
2001-96	Cylinder Head	-	3/4"	2	555-012	565-012	—	570-003
L4 - 2.5 (151 CID)								
1992-78	Engine Kit	-			557-042	567-042	—	—
1992-78	Block-Rear	-	1-61/64"	1	555-041	565-041	—	570-012
1992-78	Block-Side	-	41.5mm	3	555-087	—	—	570-009
1992-78	Camshaft	-	2-7/64"	1	555-080	—	—	570-014
1992-78	Cylinder Head	-	1-7/8"	1	555-038	565-038	—	570-012
1992-78	Cylinder Head	-	21.66mm	4	570-003	—	—	—
1992-78	Cylinder Head	-	41.5mm	1	555-087	—	—	570-009
1992-78	Oil Gallery	-	14.98mm H	1	555-114	—	—	—
1992-78	Oil Gallery	-	19/32"	2	555-009	—	—	—
1992-78	Oil Gallery Pipe	-	3/8" Pipe	1	090-028	—	—	—
L6 - 4.1 (250 CID)								
1976-66	Engine Kit	-			557-005	567-005	—	—
1976-66	Block-Rear	-	2-1/64"	1	555-045	565-045	—	570-014
1976-66	Block-Side	-	1-5/8"	3	555-030	565-030	568-010	570-009
1976-66	Camshaft	-	2-3/32"	1	555-085	—	—	—
1976-66	Camshaft	-	2-3/32" SC	1	555-049	565-049	—	570-014
1976-66	Camshaft	-	2-7/64"	1	555-080	—	—	570-014
1976-66	Cylinder Head	-	15/16"	3	555-016	565-016	—	570-004
1976-66	Oil Gallery	-	19/32"	1	555-009	—	—	—
1976-66	Oil Gallery Pipe	-	3/8" Pipe	1	090-028	—	—	—
V6 - 2.8 (173 CID)								
1989-79	Engine Kit	-			557-048	567-048	—	—
1989-79	Block	-	34.3mm	6	555-104	565-104	—	570-007
1989-79	Block	-	7/8"	1	555-014	565-014	—	570-004
1989-79	Block Pipe	-	1/4" Pipe	2	090-075	—	—	—
1989-79	Cylinder Head	-	1" SC	2	555-018	565-018	—	570-005
1989-79	Cylinder Head Pipe	-	1/4" Pipe	1	090-067	—	—	—
1989-79	Oil Gallery Pipe	-	1/4" Pipe	1	090-067	—	—	—
1989-79	Oil Gallery Pipe	-	1/4" Pipe	AR	090-068	—	—	—
1989-79	Oil Gallery Pipe	-	1/4" Pipe	AR	090-071	—	—	—
1989-79	Oil Gallery Pipe	-	1/8" Pipe	2	090-065	—	—	—
1989-79	Oil Gallery Pipe	-	1/8" Pipe	2	090-070	—	—	—
1989-79	Oil Gallery Pipe	-	3/8" Pipe	1	090-019	—	—	—
1989-79	Oil Gallery Pipe	-	3/8" Pipe	1	090-028	—	—	—
V6 - 3.0 (181 CID)								
1988-85	Block	-	1-7/32"	AR	555-022	—	—	570-006
1988-85	Block-Rear	-	1-1/8"	4	555-019	565-019	—	570-005
1988-85	Block-Side	-	1-1/2" SC	4	555-077	565-077	—	570-008
1988-85	Block-Side	-	1-9/16"	4	555-029	565-029	—	570-009
1988-85	Camshaft	-	1-61/64" SC	1	555-109	—	—	570-012
1988-85	Cylinder Head	-	1-1/8"	4	555-019	565-019	—	570-005
1988-85	Oil Gallery	-	5/8" SC	AR	555-011	565-011	—	—
1988-85	Oil Gallery Pipe	-	1/8" Pipe	AR	090-070	—	—	—
1984-82	Block	-	1-7/32"	AR	555-022	—	—	570-006
1984-82	Block-Rear	-	1-1/8"	4	555-019	565-019	—	570-005
1984-82	Block-Side	-	1-1/2" SC	4	555-077	565-077	—	570-008
1984-82	Block-Side	-	1-9/16"	4	555-029	565-029	—	570-009
1984-82	Camshaft	-	1-59/64" SC	1	555-075	—	—	570-012
1984-82	Cylinder Head	-	1-1/8"	4	555-019	565-019	—	570-005
1984-82	Oil Gallery	-	5/8" SC	AR	555-011	565-011	—	—
1984-82	Oil Gallery Pipe	-	1/8" Pipe	AR	090-070	—	—	—
V6 - 3.1 (189 CID) - D								
1995-90	Block	Silhouette Van	34.3mm	6	555-104	565-104	—	570-007
1995-90	Block Pipe	Silhouette Van	1/4" Pipe	3	090-122	—	—	—
1995-90	Camshaft	Silhouette Van	2-7/64"	1	555-170	—	—	—
1995-90	Oil Gallery Pipe	Silhouette Van	1/8" Pipe	2	090-070	—	—	—
1995-90	Oil Gallery Pipe	Silhouette Van	3/8" Pipe	3	090-019	—	—	—
V6 - 3.1 (189 CID) - M								
1999-93	Block	-	5/8"	1	555-168	—	—	—
1999-93	Block Pipe	-	1/4" Pipe	4	090-067	—	—	—
1999-93	Block Pipe	-	1/8" Pipe	1	090-070	—	—	—

Expansion Plug Applications



Make/ Engine/Years	Location	Description	Size	Qty	Dorman Steel	Dorman Brass	Dorman Copper	Dorman Rubber
OLDSMOBILE (continued)								
V6 - 3.1 (189 CID) - M (continued)								
1999-93	Block Pipe	-	3/8" Pipe	1	090-019	—	—	—
1999-93	Camshaft	-	2-7/64"	1	555-170	—	—	—
1999-93	Cylinder Head	-	1" SC	4	555-018	565-018	—	570-005
1999-93	Cylinder Head Pipe	-	1/4" Pipe	1	090-067	—	—	—
V6 - 3.1 (189 CID) - T								
1993	Block	Cutlass Supreme	34.3mm	6	555-104	565-104	—	570-007
1993	Block Pipe	Cutlass Supreme	1/4" Pipe	2	090-122	—	—	—
1993	Block Pipe	Cutlass Supreme	3/8" Pipe	AR	090-019	—	—	—
1993	Camshaft	Cutlass Supreme	2-7/64"	1	555-170	—	—	—
1993	Cylinder Head	Cutlass Supreme	1" SC	AR	555-018	565-018	—	570-005
1993	Cylinder Head Pipe	Cutlass Supreme	1/4" Pipe	1	090-067	—	—	—
1993	Oil Gallery Pipe	Cutlass Supreme	1/4" Pipe	AR	090-067	—	—	—
1993	Oil Gallery Pipe	Cutlass Supreme	1/8" Pipe	2	090-070	—	—	—
1992-89	Engine Kit	Cutlass Supreme			557-048	567-048	—	—
1992-89	Block	Cutlass Supreme	34.3mm	6	555-104	565-104	—	570-007
1992-89	Block Pipe	Cutlass Supreme	1/4" Pipe	2	090-122	—	—	—
1992-89	Cylinder Head	Cutlass Supreme	1" SC	AR	555-018	565-018	—	570-005
1992-89	Cylinder Head Pipe	Cutlass Supreme	1/4" Pipe	1	090-067	—	—	—
1992-89	Intake Manifold	Cutlass Supreme	7/8"	1	555-014	565-014	—	570-004
1992-89	Oil Gallery Pipe	Cutlass Supreme	1/4" Pipe	AR	090-067	—	—	—
1992-89	Oil Gallery Pipe	Cutlass Supreme	1/4" Pipe	AR	090-071	—	—	—
1992-89	Oil Gallery Pipe	Cutlass Supreme	1/8" Pipe	2	090-070	—	—	—
1992-89	Oil Gallery Pipe	Cutlass Supreme	3/8" Pipe	AR	090-019	—	—	—
V6 - 3.3 (204 CID)								
1993-89	Block-Side	-	1-1/2" SC	6	555-077	565-077	—	570-008
1993-89	Block-Side	-	1-9/16"	4	555-029	565-029	—	570-009
1993-89	Camshaft	-	1-61/64" SC	1	555-109	—	—	570-012
1993-89	Cylinder Head	-	1-1/8"	4	555-019	565-019	—	570-005
1993-89	Cylinder Head	-	1-7/32"	AR	555-022	—	—	570-006
1993-89	Oil Gallery	-	19/32"	1	555-009	—	—	—
1993-89	Oil Gallery Pipe	-	1/4" Pipe	AR	090-026	—	—	—
1993-89	Oil Gallery Pipe	-	1/4" Pipe	AR	090-067	—	—	—
1993-89	Oil Gallery Pipe	-	1/4" Pipe	AR	090-068	—	—	—
1993-89	Oil Gallery Pipe	-	1/4" Pipe	AR	090-071	—	—	—
1993-89	Oil Gallery Pipe	-	1/4" Pipe	AR	—	490-075	—	—
1993-89	Oil Gallery Pipe	-	3/8" Pipe	1	090-028	—	—	—
V6 - 3.4 (207 CID) - E								
2004-96	Block	-	34.3mm	6	555-104	565-104	—	570-007
2004-96	Block Pipe	-	1/4" Pipe	2	090-075	—	—	—
2004-96	Cylinder Head	-	1" SC	4	555-018	565-018	—	570-005
2004-96	Cylinder Head Pipe	-	1/4" Pipe	1	090-067	—	—	—
2004-96	Oil Gallery Pipe	-	1/4" Pipe	AR	090-068	—	—	—
2004-96	Oil Gallery Pipe	-	1/4" Pipe	AR	090-071	—	—	—
2004-96	Oil Gallery Pipe	-	1/4" Pipe	1	090-067	—	—	—
2004-96	Oil Gallery Pipe	-	1/8" Pipe	2	090-070	—	—	—
2004-96	Oil Gallery Pipe	-	1/8" Pipe	2	090-065	—	—	—
2004-96	Oil Gallery Pipe	-	3/8" Pipe	1	090-019	—	—	—
2004-96	Oil Gallery Pipe	-	3/8" Pipe	1	090-028	—	—	—
V6 - 3.4 (207 CID) - X								
1997-91	Engine Kit	Cutlass Supreme			557-107	567-107	—	—
1997-91	Block	Cutlass Supreme	34.3mm	6	555-104	565-104	—	570-007
1997-91	Block Pipe	Cutlass Supreme	1/4" Pipe	2	090-122	—	—	—
1997-91	Camshaft	Cutlass Supreme	2-7/64"	1	555-170	—	—	—
1997-91	Cylinder Head	Cutlass Supreme	34.3mm	2	555-104	565-104	—	570-007
1997-91	Cylinder Head Pipe	Cutlass Supreme	1/4" Pipe	2	090-067	—	—	—
1997-91	Oil Gallery Pipe	Cutlass Supreme	1/4" Pipe	2	090-067	—	—	—
1997-91	Oil Gallery Pipe	Cutlass Supreme	1/8" Pipe	2	090-065	—	—	—
V6 - 3.5 (214 CID) - H								
2002-99	Cylinder Head	Intrigue	1-1/4" SC	2	555-024	565-024	568-007	570-006
2002-01	Cylinder Head	Aurora	1-1/4" SC	2	555-024	565-024	568-007	570-006
V6 - 3.8 (231 CID) - 1								
2000-95	Block	w/Balance Shaft	1" SC	1	555-018	565-018	—	570-005
V6 - 3.8 (231 CID) - 1,3,C,K,L								
2000-88	Engine Kit	w/Balance Shaft			557-121	—	—	—
2000-88	Balance Shaft	w/Balance Shaft	1-61/64" SC	1	555-109	—	—	570-012
2000-88	Balance Shaft (.010 OS)	w/Balance Shaft	1-1/32"	1	555-165	—	—	—
2000-88	Block Pipe	w/Balance Shaft	1/4" Pipe	1	—	490-136	—	—
2000-88	Block Pipe	w/Balance Shaft	1/4" Pipe	2	090-026	—	—	—
2000-88	Block Pipe	w/Balance Shaft	1/8" Pipe	AR	090-070	—	—	—
2000-88	Block-Side	w/Balance Shaft	1-1/2" SC	6	555-077	565-077	—	570-008
2000-88	Block-Side	w/Balance Shaft	1-9/16"	AR	555-029	565-029	—	570-009
2000-88	Camshaft	w/Balance Shaft	1-1/32"	1	555-173	—	—	—
2000-88	Camshaft	w/Balance Shaft	1-61/64" SC	1	555-109	—	—	570-012
2000-88	Camshaft (.010 OS)	w/Balance Shaft	1-1/32"	1	555-165	—	—	—
2000-88	Cylinder Head	w/Balance Shaft	1-1/8"	4	555-019	565-019	—	570-005
2000-88	Cylinder Head	w/Balance Shaft	1-7/32"	AR	555-022	—	—	570-006
2000-88	Oil Gallery	w/Balance Shaft	19/32"	2	555-009	—	—	—
V6 - 3.8 (231 CID) - 2,3,A,C								
1985-75	Engine Kit	For blocks with 1-1/2" Plugs			557-019	567-019	—	—
1985-75	Block Pipe	-	1/4" Pipe	1	—	490-071	—	—
1985-75	Block Pipe	-	1/8" Pipe	AR	090-070	—	—	—
1985-75	Block-Rear	-	1-1/8"	4	555-019	565-019	—	570-005

Expansion Plug Applications



Make/ Engine/Years	Location	Description	Size	Qty	Dorman Steel	Dorman Brass	Dorman Copper	Dorman Rubber
OLDSMOBILE (continued)								
V6 - 3.8 (231 CID) - 2,3,A,C (continued)								
1985-75	Block-Rear	-	1-7/32"	AR	555-022	—	—	570-006
1985-75	Block-Side	-	1-1/2" SC	4	555-077	565-077	—	570-008
1985-75	Block-Side	-	1-9/16"	4	555-029	565-029	—	570-009
1985-75	Camshaft	-	1-59/64" SC	1	555-075	—	—	570-012
1985-75	Cylinder Head	-	1-1/8"	4	555-019	565-019	—	570-005
1985-75	Cylinder Head	-	1-1/8" SC	4	555-020	565-020	—	570-005
1985-75	Cylinder Head	-	1-7/32"	4	555-022	—	—	570-006
1985-75	Oil Gallery	-	1"	AR	555-017	565-017	—	570-004
1985-75	Oil Gallery	-	19/32"	1	555-009	—	—	—
1985-75	Oil Gallery	-	5/8" SC	2	555-011	565-011	—	—
1985-75	Oil Gallery Pipe	-	1/4" Pipe	1	—	490-075	—	—
1985-75	Oil Gallery Pipe	-	1/4" Pipe	2	090-026	—	—	—
1985-75	Oil Gallery Pipe	-	1/4" Pipe	AR	090-068	—	—	—
1985-75	Oil Gallery Pipe	-	3/8" Pipe	1	090-028	—	—	—
V6 - 3.8 (231 CID) - 3,A,B,C								
1988-86	Engine Kit	wo/Balance Shaft; For blocks with 1-1/2" Plugs			557-019	567-019	—	—
1988-86	Block Pipe	wo/Balance Shaft	1/4" Pipe	1	—	490-071	—	—
1988-86	Block Pipe	wo/Balance Shaft	1/8" Pipe	AR	090-070	—	—	—
1988-86	Block-Rear	wo/Balance Shaft	1-1/8"	4	555-019	565-019	—	570-005
1988-86	Block-Rear	wo/Balance Shaft	1-7/32"	AR	555-022	—	—	570-006
1988-86	Block-Side	wo/Balance Shaft	1-1/2" SC	4	555-077	565-077	—	570-008
1988-86	Block-Side	wo/Balance Shaft	1-9/16"	4	555-029	565-029	—	570-009
1988-86	Camshaft	wo/Balance Shaft	1-61/64" SC	1	555-109	—	—	570-012
1988-86	Cylinder Head	wo/Balance Shaft	1-1/8"	4	555-019	565-019	—	570-005
1988-86	Cylinder Head	wo/Balance Shaft	1-1/8" SC	4	555-020	565-020	—	570-005
1988-86	Cylinder Head	wo/Balance Shaft	1-7/32"	4	555-022	—	—	570-006
1988-86	Oil Gallery	wo/Balance Shaft	1"	AR	555-017	565-017	—	570-004
1988-86	Oil Gallery	wo/Balance Shaft	19/32"	1	555-009	—	—	—
1988-86	Oil Gallery	wo/Balance Shaft	5/8" SC	2	555-011	565-011	—	—
1988-86	Oil Gallery Pipe	wo/Balance Shaft	1/4" Pipe	1	—	490-075	—	—
1988-86	Oil Gallery Pipe	wo/Balance Shaft	1/4" Pipe	2	090-026	—	—	—
1988-86	Oil Gallery Pipe	wo/Balance Shaft	1/4" Pipe	AR	090-068	—	—	—
1988-86	Oil Gallery Pipe	wo/Balance Shaft	3/8" Pipe	1	090-028	—	—	—
V6 - 4.1 (252 CID) - 4								
1984-81	Engine Kit	For blocks with 1-1/2" Plugs			557-019	567-019	—	—
1984-81	Block Pipe	-	1/4" Pipe	1	—	490-071	—	—
1984-81	Block Pipe	-	1/8" Pipe	AR	090-070	—	—	—
1984-81	Block-Rear	-	1-1/8"	4	555-019	565-019	—	570-005
1984-81	Block-Rear	-	1-7/32"	4	555-022	—	—	570-006
1984-81	Block-Side	-	1-1/2" SC	4	555-077	565-077	—	570-008
1984-81	Block-Side	-	1-9/16"	4	555-029	565-029	—	570-009
1984-81	Camshaft	-	1-59/64" SC	1	555-075	—	—	570-012
1984-81	Camshaft	-	1-61/64" SC	1	555-109	—	—	570-012
1984-81	Cylinder Head	-	1-1/8"	4	555-019	565-019	—	570-005
1984-81	Cylinder Head	-	1-7/32"	4	555-022	—	—	570-006
1984-81	Oil Gallery	-	1"	AR	555-017	565-017	—	570-004
1984-81	Oil Gallery	-	19/32"	1	555-009	—	—	—
1984-81	Oil Gallery	-	5/8" SC	2	555-011	565-011	—	—
1984-81	Oil Gallery Pipe	-	1/4" Pipe	1	—	490-075	—	—
1984-81	Oil Gallery Pipe	-	1/4" Pipe	2	090-026	—	—	—
1984-81	Oil Gallery Pipe	-	1/4" Pipe	AR	090-068	—	—	—
1984-81	Oil Gallery Pipe	-	3/8" Pipe	1	090-028	—	—	—
V6 - 4.3 (260 CID) - TV								
1985-82	Engine Kit	Diesel			557-025	567-025	—	—
1985-82	Block-Side	Diesel	1-1/2"	6	555-028	565-028	568-009	570-008
1985-82	Block-Side	Diesel	1-1/2" SC	6	555-077	565-077	—	570-008
1985-82	Block-Side	Diesel	1-61/64" SC	6	555-109	—	—	570-012
1985-82	Cylinder Head	Diesel	1-1/4"	4	555-023	565-023	568-007	570-006
1985-82	Oil Gallery	Diesel	29/32" (0.914")	1	555-113	—	—	570-004
1985-82	Oil Gallery	Diesel	29/32" (0.925")	1	555-015	565-015	—	570-004
1985-82	Oil Gallery Pipe	Diesel	3/8" Pipe	1	090-077	—	—	—
V6 - 4.3 (262 CID)								
2001-94	Block	-	41.5mm	8	555-030	565-030	568-010	570-009
2001-94	Block Pipe	-	1/4" Pipe	3	090-067	—	—	—
2001-94	Camshaft	-	2-7/64"	1	555-170	—	—	—
2001-94	Cylinder Head Pipe	-	1/4" Pipe	1	090-122	—	—	—
2001-94	Cylinder Head Pipe	-	3/8" Pipe	AR	090-019	—	—	—
2001-94	Oil Gallery	-	21/32"	3	555-167	—	—	—
2001-94	Oil Gallery-Front	-	15/32"	1	555-090	—	—	—
1993-91	Block	-	41.5mm	8	555-030	565-030	568-010	570-009
1993-91	Block Pipe	-	1/4" Pipe	1	090-122	—	—	—
1993-91	Camshaft	-	2-7/64"	1	555-170	—	—	—
1993-91	Cylinder Head Pipe	-	1/4" Pipe	1	090-122	—	—	—
1993-91	Cylinder Head Pipe	-	3/8" Pipe	AR	090-019	—	—	—
1993-91	Oil Gallery	-	21/32"	3	555-167	—	—	—
1993-91	Oil Gallery-Front	-	15/32"	1	555-172	—	—	—
V8 - 4.0 (244 CID)								
2003-95	Cylinder Head	-	1-1/4" SC	2	555-024	565-024	568-007	570-006
2003-95	Cylinder Head Pipe	-	1/4" Pipe	1	090-026	—	—	—
2003-95	Cylinder Head Pipe	-	1/8" Pipe	2	090-065	—	—	—
2003-95	Cylinder Head Pipe	-	1/8" Pipe	1	090-119	—	—	—

Expansion Plug Applications



Make/ Engine/Years	Location	Description	Size	Qty	Dorman Steel	Dorman Brass	Dorman Copper	Dorman Rubber
OLDSMOBILE (continued)								
V8 - 4.3 (260 CID)								
1982-75	Engine Kit	-			557-025	567-025	—	—
1982-75	Block	-	1-1/2"	6	555-028	565-028	568-009	570-008
1982-75	Block	-	1-1/2" SC	6	555-077	565-077	—	570-008
1982-75	Camshaft	-	2-3/32"	1	555-085	—	—	—
1982-75	Camshaft	-	2-3/32" SC	1	555-049	565-049	—	570-014
1982-75	Camshaft	-	2-7/64"	1	555-080	—	—	570-014
1982-75	Cylinder Head	-	1-1/4"	4	555-023	565-023	568-007	570-006
1982-75	Oil Gallery	-	29/32" (0.914")	1	555-113	—	—	570-004
1982-75	Oil Gallery	-	29/32" (0.925")	1	555-015	565-015	—	570-004
1982-75	Oil Gallery Pipe	-	1/2" Pipe	AR	090-022	—	—	—
1982-75	Oil Gallery Pipe	-	11/16"-16	1	090-069	—	—	—
1982-75	Oil Gallery Pipe	-	3/8" Pipe	AR	—	490-072	—	—
1982-75	Oil Gallery Pipe	-	3/8" Pipe	1	090-077	—	—	—
1982-75	Oil Gallery Pipe	-	3/8" Pipe	2	090-028	—	—	—
V8 - 4.4 (267 CID) - J								
1982	Engine Kit	-			557-001	567-001	—	—
1982	Block	-	1-5/8"	8	555-030	565-030	568-010	570-009
1982	Block-Drain Pipe	-	1/4" Pipe	2	—	490-075	—	—
1982	Camshaft	-	2-3/32"	1	555-085	—	—	—
1982	Camshaft	-	2-3/32" SC	1	555-049	565-049	—	570-014
1982	Camshaft	-	2-7/64"	1	555-080	—	—	570-014
1982	Oil Gallery	-	1/2"	3	555-005	565-005	—	—
1982	Oil Gallery Pipe	-	1/4" Pipe	AR	090-071	—	—	—
1982	Oil Gallery Pipe	-	1/4" Pipe	AR	090-068	—	—	—
1982	Oil Gallery Pipe	-	1/4" Pipe	AR	090-067	—	—	—
1982	Oil Gallery Pipe	-	1/4" Pipe	6	090-026	—	—	—
1982	Oil Gallery Pipe	-	1/8" Pipe	AR	090-070	—	—	—
V8 - 4.9 (301 CID)								
1979	Engine Kit	-			557-016	567-016	—	—
1979	Block	-	1-61/64"	8	555-041	565-041	—	570-012
1979	Camshaft	-	2-3/64" SC	1	555-047	565-047	—	570-014
1979	Cylinder Head	-	1-3/16"	1	555-086	—	—	570-006
1979	Cylinder Head	-	1-3/8"	4	555-025	565-025	568-008	570-007
1979	Oil Gallery	-	15/16"	1	555-016	565-016	—	570-004
1979	Oil Gallery	-	9/16"	2	555-008	565-008	—	—
1979	Oil Gallery Pipe	-	3/8" Pipe	2	090-028	—	—	—
V8 - 5.0 (305 CID)								
1992-77	Engine Kit	-			557-001	567-001	—	—
1992-77	Block	-	1-5/8"	2	555-030	565-030	568-010	570-009
1992-77	Block-Drain Pipe	-	1/4" Pipe	2	—	490-075	—	—
1992-77	Camshaft	-	2-3/32"	1	555-085	—	—	—
1992-77	Camshaft	-	2-3/32" SC	1	555-049	565-049	—	570-014
1992-77	Camshaft	-	2-7/64"	1	555-080	—	—	570-014
1992-77	Oil Gallery	-	1/2"	3	555-005	565-005	—	—
1992-77	Oil Gallery Pipe	-	1/4" Pipe	6	090-026	—	—	—
1992-77	Oil Gallery Pipe	-	1/4" Pipe	AR	090-067	—	—	—
1992-77	Oil Gallery Pipe	-	1/4" Pipe	AR	090-068	—	—	—
1992-77	Oil Gallery Pipe	-	1/4" Pipe	AR	090-071	—	—	—
1992-77	Oil Gallery Pipe	-	1/8" Pipe	AR	090-070	—	—	—
V8 - 5.0 (307 CID)								
1990-80	Engine Kit	-			557-025	567-025	—	—
1990-80	Block	-	1-1/2"	6	555-028	565-028	568-009	570-008
1990-80	Block	-	1-1/2" SC	6	555-077	565-077	—	570-008
1990-80	Camshaft	-	2-3/32"	1	555-085	—	—	—
1990-80	Camshaft	-	2-3/32" SC	1	555-049	565-049	—	570-014
1990-80	Camshaft	-	2-7/64"	1	555-080	—	—	570-014
1990-80	Cylinder Head	-	1-1/4"	4	555-023	565-023	568-007	570-006
1990-80	Oil Gallery	-	29/32" (0.914")	1	555-113	—	—	570-004
1990-80	Oil Gallery	-	29/32" (0.925")	1	555-015	565-015	—	570-004
1990-80	Oil Gallery Pipe	-	1/2" Pipe	AR	090-022	—	—	—
1990-80	Oil Gallery Pipe	-	11/16"-16	1	090-069	—	—	—
1990-80	Oil Gallery Pipe	-	3/8" Pipe	AR	—	490-072	—	—
1990-80	Oil Gallery Pipe	-	3/8" Pipe	1	090-077	—	—	—
1990-80	Oil Gallery Pipe	-	3/8" Pipe	2	090-028	—	—	—
V8 - 5.7 (350 CID)								
1971-68	Engine Kit	-			557-001	567-001	—	—
1971-68	Block	-	1-5/8"	8	555-030	565-030	568-010	570-009
1971-68	Camshaft	-	2-3/32"	1	555-085	—	—	—
1971-68	Camshaft	-	2-3/32" SC	1	555-049	565-049	—	570-014
1971-68	Camshaft	-	2-7/64"	1	555-080	—	—	570-014
1971-68	Oil Gallery	-	1/2"	3	555-005	565-005	—	—
1971-68	Oil Gallery Pipe	-	1/4" Pipe	5	090-026	—	—	—
V8 - 5.7 (350 CID) - 7								
1992	Block	-	1-5/8"	8	555-030	565-030	568-010	570-009
1992	Block	-	15/32"	1	555-172	—	—	—
1992	Camshaft	-	2-7/64"	AR	555-170	—	—	—
1992	Cylinder Head Pipe	-	3/8" Pipe	1	090-019	—	—	—
1992	Oil Gallery	-	1/2"	3	555-005	565-005	—	—
1992	Oil Gallery	-	15/32"	1	555-172	—	—	—
1992	Oil Gallery	-	9/16"	2	555-171	—	—	—
1992	Oil Gallery Pipe	-	1/4" Pipe	2	090-067	—	—	—

Expansion Plug Applications



Make/ Engine/Years	Location	Description	Size	Qty	Dorman Steel	Dorman Brass	Dorman Copper	Dorman Rubber
OLDSMOBILE (continued)								
V8 - 5.7 (350 CID) - 7 (continued)								
1992	Oil Gallery Pipe	-	1/4" Pipe	2	090-122	—	—	—
V8 - 5.7 (350 CID) - G								
1977	Engine Kit	-			557-001	567-001	—	—
1977	Block	-	1-5/8"	8	555-030	565-030	568-010	570-009
1977	Camshaft	-	2-3/32"	1	555-085	—	—	—
1977	Camshaft	-	2-3/32" SC	1	555-049	565-049	—	570-014
1977	Camshaft	-	2-7/64"	1	555-080	—	—	570-014
1977	Oil Gallery	-	1/2"	3	555-005	565-005	—	—
1977	Oil Gallery Pipe	-	1/4" Pipe	5	090-026	—	—	—
V8 - 5.7 (350 CID) - H								
1977-72	Engine Kit	-			557-019	567-019	—	—
1977-72	Block	-	1-1/2"	6	555-028	565-028	568-009	570-008
1977-72	Block	-	1-1/2" SC	6	555-077	565-077	—	570-008
1977-72	Camshaft	-	1-59/64" SC	1	555-075	—	—	570-012
1977-72	Cylinder Head	-	1-1/8"	4	555-019	565-019	—	570-005
1977-72	Cylinder Head	-	1-7/32"	AR	555-022	—	—	570-006
1977-72	Oil Gallery	-	19/32"	2	555-009	—	—	—
1977-72	Oil Gallery	-	5/8" SC	AR	555-011	565-011	—	—
1977-72	Oil Gallery Pipe	-	1/4" Pipe	2	090-026	—	—	—
V8 - 5.7 (350 CID) - J								
1976-75	Engine Kit	-			557-019	567-019	—	—
1976-75	Block	-	1-1/2"	6	555-028	565-028	568-009	570-008
1976-75	Block	-	1-1/2" SC	6	555-077	565-077	—	570-008
1976-75	Camshaft	-	1-59/64" SC	1	555-075	—	—	570-012
1976-75	Cylinder Head	-	1-1/8"	4	555-019	565-019	—	570-005
1976-75	Cylinder Head	-	1-7/32"	AR	555-022	—	—	570-006
1976-75	Oil Gallery	-	19/32"	2	555-009	—	—	—
1976-75	Oil Gallery	-	5/8" SC	AR	555-011	565-011	—	—
1976-75	Oil Gallery Pipe	-	1/4" Pipe	2	090-026	—	—	—
V8 - 5.7 (350 CID) - K								
1975-72	Engine Kit	-			557-001	567-001	—	—
1975-72	Block	-	1-5/8"	8	555-030	565-030	568-010	570-009
1975-72	Camshaft	-	2-3/32"	1	555-085	—	—	—
1975-72	Camshaft	-	2-3/32" SC	1	555-049	565-049	—	570-014
1975-72	Camshaft	-	2-7/64"	1	555-080	—	—	570-014
1975-72	Oil Gallery	-	1/2"	3	555-005	565-005	—	—
1975-72	Oil Gallery Pipe	-	1/4" Pipe	5	090-026	—	—	—
V8 - 5.7 (350 CID) - L								
1979-77	Engine Kit	-			557-001	567-001	—	—
1979-77	Block	-	1-5/8"	8	555-030	565-030	568-010	570-009
1979-77	Camshaft	-	2-3/32"	1	555-085	—	—	—
1979-77	Camshaft	-	2-3/32" SC	1	555-049	565-049	—	570-014
1979-77	Camshaft	-	2-7/64"	1	555-080	—	—	570-014
1979-77	Oil Gallery	-	1/2"	3	555-005	565-005	—	—
1979-77	Oil Gallery Pipe	-	1/4" Pipe	5	090-026	—	—	—
V8 - 5.7 (350 CID) - M								
1974	Engine Kit	-			557-001	567-001	—	—
1974	Block	-	1-5/8"	8	555-030	565-030	568-010	570-009
1974	Camshaft	-	2-3/32"	1	555-085	—	—	—
1974	Camshaft	-	2-3/32" SC	1	555-049	565-049	—	570-014
1974	Camshaft	-	2-7/64"	1	555-080	—	—	570-014
1974	Oil Gallery	-	1/2"	3	555-005	565-005	—	—
1974	Oil Gallery Pipe	-	1/4" Pipe	5	090-026	—	—	—
V8 - 5.7 (350 CID) - N								
1985-78	Engine Kit	Diesel			557-025	567-025	—	—
1985-78	Block	Diesel	1-1/2"	6	555-028	565-028	568-009	570-008
1985-78	Block	Diesel	1-1/2" SC	6	555-077	565-077	—	570-008
1985-78	Camshaft	Diesel	2-3/32"	1	555-085	—	—	—
1985-78	Camshaft	Diesel	2-3/32" SC	1	555-049	565-049	—	570-014
1985-78	Camshaft	Diesel	2-7/64"	1	555-080	—	—	570-014
1985-78	Cylinder Head	Diesel	1-1/4"	4	555-023	565-023	568-007	570-006
1985-78	Oil Gallery	Diesel	29/32" (0.914")	1	555-113	—	—	570-004
1985-78	Oil Gallery	Diesel	29/32" (0.925")	1	555-015	565-015	—	570-004
1985-78	Oil Gallery Pipe	Diesel	1/2" Pipe	AR	090-022	—	—	—
1985-78	Oil Gallery Pipe	Diesel	11/16"-16	1	090-069	—	—	—
1985-78	Oil Gallery Pipe	Diesel	3/8" Pipe	AR	—	490-072	—	—
1985-78	Oil Gallery Pipe	Diesel	3/8" Pipe	1	090-077	—	—	—
1985-78	Oil Gallery Pipe	Diesel	3/8" Pipe	2	090-028	—	—	—
V8 - 5.7 (350 CID) - R								
1980-76	Engine Kit	-			557-025	567-025	—	—
1980-76	Block	-	1-1/2"	6	555-028	565-028	568-009	570-008
1980-76	Block	-	1-1/2" SC	6	555-077	565-077	—	570-008
1980-76	Camshaft	-	2-3/32"	1	555-085	—	—	—
1980-76	Camshaft	-	2-3/32" SC	1	555-049	565-049	—	570-014
1980-76	Camshaft	-	2-7/64"	1	555-080	—	—	570-014
1980-76	Cylinder Head	-	1-1/4"	4	555-023	565-023	568-007	570-006
1980-76	Oil Gallery	-	29/32" (0.914")	1	555-113	—	—	570-004
1980-76	Oil Gallery	-	29/32" (0.925")	1	555-015	565-015	—	570-004
1980-76	Oil Gallery Pipe	-	1/2" Pipe	AR	090-022	—	—	—
1980-76	Oil Gallery Pipe	-	11/16"-16	1	090-069	—	—	—
1980-76	Oil Gallery Pipe	-	3/8" Pipe	1	090-077	—	—	—

Expansion Plug Applications



Make/ Engine/Years	Location	Description	Size	Qty	Dorman Steel	Dorman Brass	Dorman Copper	Dorman Rubber
OLDSMOBILE (continued)								
V8 - 5.7 (350 CID) - R (continued)								
1980-76	Oil Gallery Pipe	-	3/8" Pipe	2	090-028	—	—	—
1980-76	Oil Gallery Pipe	-	3/8" Pipe	AR	—	490-072	—	—
V8 - 6.6 (400 CID)								
1975	Engine Kit	-			557-016	567-016	—	—
1975	Block	-	1-61/64"	8	555-041	565-041	—	570-012
1975	Camshaft	-	2-3/64" SC	1	555-047	565-047	—	570-014
1975	Cylinder Head	-	1-3/16"	1	555-086	—	—	570-006
1975	Cylinder Head	-	1-3/8"	4	555-025	565-025	568-008	570-007
1975	Oil Gallery	-	15/16"	1	555-016	565-016	—	570-004
1975	Oil Gallery	-	9/16"	2	555-008	565-008	—	—
1975	Oil Gallery Pipe	-	3/8" Pipe	2	090-028	—	—	—
V8 - 6.6 (403 CID)								
1979-77	Engine Kit	-			557-025	567-025	—	—
1979-77	Block	-	1-1/2"	6	555-028	565-028	568-009	570-008
1979-77	Block	-	1-1/2" SC	6	555-077	565-077	—	570-008
1979-77	Camshaft	-	2-3/32"	1	555-085	—	—	—
1979-77	Camshaft	-	2-3/32" SC	1	555-049	565-049	—	570-014
1979-77	Camshaft	-	2-7/64"	1	555-080	—	—	570-014
1979-77	Cylinder Head	-	1-1/4"	4	555-023	565-023	568-007	570-006
1979-77	Oil Gallery	-	29/32" (0.914")	1	555-113	—	—	570-004
1979-77	Oil Gallery	-	29/32" (0.925")	1	555-015	565-015	—	570-004
1979-77	Oil Gallery Pipe	-	1/2" Pipe	AR	090-022	—	—	—
1979-77	Oil Gallery Pipe	-	11/16"-16	1	090-069	—	—	—
1979-77	Oil Gallery Pipe	-	3/8" Pipe	AR	—	490-072	—	—
1979-77	Oil Gallery Pipe	-	3/8" Pipe	2	090-028	—	—	—
1979-77	Oil Gallery Pipe	-	3/8" Pipe	1	090-077	—	—	—
V8 - 7.5 (455 CID)								
1976-68	Engine Kit	-			557-025	567-025	—	—
1976-68	Block	-	1-1/2"	6	555-028	565-028	568-009	570-008
1976-68	Block	-	1-1/2" SC	6	555-077	565-077	—	570-008
1976-68	Camshaft	-	2-3/32"	1	555-085	—	—	—
1976-68	Camshaft	-	2-3/32" SC	1	555-049	565-049	—	570-014
1976-68	Camshaft	-	2-7/64"	1	555-080	—	—	570-014
1976-68	Cylinder Head	-	1-1/4"	4	555-023	565-023	568-007	570-006
1976-68	Oil Gallery	-	19/32"	1	555-009	—	—	—
1976-68	Oil Gallery	-	29/32" (0.914")	1	555-113	—	—	570-004
1976-68	Oil Gallery	-	29/32" (0.925")	1	555-015	565-015	—	570-004
1976-68	Oil Gallery Pipe	-	1/2" Pipe	AR	090-022	—	—	—
1976-68	Oil Gallery Pipe	-	11/16"-16	1	090-069	—	—	—
1976-68	Oil Gallery Pipe	-	3/8" Pipe	1	090-077	—	—	—
1976-68	Oil Gallery Pipe	-	3/8" Pipe	2	090-028	—	—	—
1976-68	Oil Gallery Pipe	-	3/8" Pipe	AR	—	490-072	—	—
OPEL								
L4 - 1.8 (1816cc)								
1979-76	Engine Kit	-			557-045	567-045	—	—
1979-76	Block	-	1-1/4" SC	7	555-024	565-024	568-007	570-006
1979-76	Block-Rear	-	1-1/2"	1	555-027	565-027	—	—
1979-76	Block-Side	-	1-3/8"	3	555-025	565-025	568-008	570-007
1979-76	Block-Side	-	35mm	3	555-093	565-093	—	570-007
1979-76	Cylinder Head	-	1-49/64"	1	555-036	565-036	—	570-011
PLYMOUTH								
L4 - 1.4 (1410cc)								
1984-79	Block	Coit, Vista, Champ, Arrow	35mm	8	555-093	565-093	—	570-007
1984-79	Block Pipe	Coit, Vista, Champ, Arrow	1/4" Pipe	1	090-122	—	—	—
1984-79	Block Pipe	Coit, Vista, Champ, Arrow	3/8" Pipe	1	090-130	—	—	—
1984-79	Cylinder Head	Coit, Vista, Champ, Arrow	35mm	1	555-093	565-093	—	570-007
1984-79	Cylinder Head Pipe	Coit, Vista, Champ, Arrow	1/16" Pipe	4	090-073	—	—	—
1984-79	Cylinder Head Pipe	Coit, Vista, Champ, Arrow	1/4" Pipe	2	090-124	—	—	—
1984-79	Cylinder Head Pipe	Coit, Vista, Champ, Arrow	1/8" Pipe	2	090-117	—	—	—
L4 - 1.5 (1468cc)								
1994-85	Engine Kit	Coit, Vista, Champ, Arrow			557-066	567-066	—	—
1994-85	Block	Coit, Vista, Champ, Arrow	35mm	8	555-093	565-093	—	570-007
1994-85	Block Pipe	Coit, Vista, Champ, Arrow	1/4" Pipe	1	090-122	—	—	—
1994-85	Block Pipe	Coit, Vista, Champ, Arrow	3/8" Pipe	1	090-130	—	—	—
1994-85	Cylinder Head	Coit, Vista, Champ, Arrow	35mm	2	555-093	565-093	—	570-007
1994-85	Cylinder Head Pipe	Coit, Vista, Champ, Arrow	1/16" Pipe	4	090-073	—	—	—
1994-85	Cylinder Head Pipe	Coit, Vista, Champ, Arrow	1/4" Pipe	2	090-124	—	—	—
1994-85	Cylinder Head Pipe	Coit, Vista, Champ, Arrow	1/8" Pipe	2	090-117	—	—	—
L4 - 1.5 (1498cc)								
1973-71	Block	Cricket	35mm	7	555-093	565-093	—	570-007
1973-71	Cylinder Head	Cricket	40.8mm	1	555-095	565-095	—	570-009
L4 - 1.6 (1597cc)								
1990-89	Block	Coit (Inc.Turbo)	1-25/32"	1	555-156	—	—	—
1990-89	Block	Coit (Inc.Turbo)	35mm	7	555-093	565-093	—	570-007
1990-89	Block Pipe	Coit (Inc.Turbo)	1/16" Pipe	1	090-120	—	—	—
1990-89	Block Pipe	Coit (Inc.Turbo)	3/8" Pipe	1	090-130	—	—	—
1990-89	Cylinder Head	Coit (Inc.Turbo)	40.8mm	1	555-095	565-095	—	570-009
1990-89	Cylinder Head Pipe	Coit (Inc.Turbo)	1/8" Pipe	1	090-117	—	—	—
1990-89	Cylinder Head Pipe	Coit (Inc.Turbo)	1/8" Pipe	1	090-128	—	—	—
1990-89	Cylinder Head Pipe	Coit (Inc.Turbo)	22mm Pipe	1	090-131	—	—	—
1988-85	Block	Coit (Turbo)	35mm	7	555-093	565-093	—	570-007

Expansion Plug Applications



Make/ Engine/Years	Location	Description	Size	Qty	Dorman Steel	Dorman Brass	Dorman Copper	Dorman Rubber
PLYMOUTH (continued)								
L4 - 1.6 (1597cc) (continued)								
1988-85	Block Pipe	Colt (Turbo)	3/8" Pipe	9	090-130	—	—	—
1988-85	Cylinder Head	Colt (Turbo)	40.8mm	1	555-095	565-095	—	570-009
1988-85	Cylinder Head Pipe	Colt (Turbo)	1/16" Pipe	1	090-073	—	—	—
1988-85	Cylinder Head Pipe	Colt (Turbo)	1/4" Pipe	3	090-124	—	—	—
1984-76	Engine Kit	Arrow, Champ, Colt, Sapporo			557-043	567-043	—	—
1984-76	Block	Arrow, Champ, Colt, Sapporo	1-3/8"	7	555-025	565-025	568-008	570-007
1984-76	Block	Arrow, Champ, Colt, Sapporo	35mm	7	555-093	565-093	—	570-007
1984-76	Oil Gallery	Arrow, Champ, Colt, Sapporo	9/16"	2	555-092	—	—	—
L4 - 1.6 (97 CID)								
1986-83	Block	Horizon	35mm	7	555-093	565-093	—	570-007
1986-83	Block Pipe	Horizon	1/16" Pipe	1	090-120	—	—	—
1986-83	Block Pipe	Horizon	3/8" Pipe	1	090-130	—	—	—
1986-83	Cylinder Head	Horizon	40.8mm	1	555-095	565-095	—	570-009
1986-83	Cylinder Head Pipe	Horizon	1/8" Pipe	1	090-117	—	—	—
1986-83	Cylinder Head Pipe	Horizon	22mm Pipe	1	090-131	—	—	—
L4 - 1.7 (105 CID)								
1983-78	Engine Kit	Horizon			557-039	567-039	—	—
1983-78	Block	Horizon	36.5mm	3	555-103	565-103	—	570-008
1983-78	Cylinder Head	Horizon	1" SC	1	555-091	—	—	570-004
1983-78	Cylinder Head	Horizon	25mm	1	555-097	565-097	—	570-004
1983-78	Cylinder Head	Horizon	61/64"	1	555-125	—	—	570-004
1983-78	Intermediate Shaft	Horizon	36.5mm	1	555-103	565-103	—	570-008
L4 - 1.8 (1754cc)								
1994-93	Block	Laser	35mm	7	555-093	565-093	—	570-007
1994-93	Block Pipe	Laser	1/16" Pipe	1	090-120	—	—	—
1994-93	Block Pipe	Laser	1/8" Pipe	1	090-128	—	—	—
1994-93	Block Pipe	Laser	3/8" Pipe	1	090-130	—	—	—
1994-93	Cylinder Head	Laser	40.8mm	1	555-095	565-095	—	570-009
1994-93	Cylinder Head Pipe	Laser	1/16" Pipe	1	090-073	—	—	—
1994-93	Cylinder Head Pipe	Laser	1/4" Pipe	1	090-124	—	—	—
1992-90	Block	Laser	35mm	7	555-093	565-093	—	570-007
1992-90	Block Pipe	Laser	1/16" Pipe	1	090-120	—	—	—
1992-90	Block Pipe	Laser	1/8" Pipe	1	090-128	—	—	—
1992-90	Block Pipe	Laser	3/8" Pipe	1	090-130	—	—	—
1992-90	Cylinder Head	Laser	35mm	1	555-093	565-093	—	570-007
1992-90	Cylinder Head Pipe	Laser	1/16" Pipe	1	090-073	—	—	—
1992-90	Cylinder Head Pipe	Laser	1/4" Pipe	1	090-124	—	—	—
L4 - 1.8 (1834cc)								
1994-89	Engine Kit	Colt, Vista			557-073	567-073	—	—
1994-89	Block	Colt, Vista	35mm	9	555-093	565-093	—	570-007
1994-89	Block Pipe	Colt, Vista	1/4" Pipe	2	090-122	—	—	—
1994-89	Cylinder Head	Colt, Vista	35mm	1	555-093	565-093	—	570-007
1994-89	Cylinder Head Pipe	Colt, Vista	1/4" Pipe	1	090-124	—	—	—
L4 - 2.0 (122 CID)								
2001-95	Block	Breeze, Neon	1-3/8"	4	555-025	565-025	568-008	570-007
2001-95	Block	Breeze, Neon	39/64"	1	555-067	—	—	—
2001-95	Cylinder Head	Breeze, Neon	1-1/4" SC	2	555-024	565-024	568-007	570-006
2001-95	Cylinder Head	Breeze, Neon	7/16" SC	6	555-003	—	—	—
1994-90	Engine Kit	Laser,wo/Turbo			557-068	—	—	—
1994-90	Block	Laser, w/Turbo	35mm	7	555-093	565-093	—	570-007
1994-90	Block	Laser,wo/Turbo	35mm	9	555-093	565-093	—	570-007
1994-90	Block Pipe	Laser, w/Turbo	1/16" Pipe	2	090-120	—	—	—
1994-90	Block Pipe	Laser, w/Turbo	3/8" Pipe	1	090-130	—	—	—
1994-90	Block Pipe	Laser,wo/Turbo	1/16" Pipe	2	090-120	—	—	—
1994-90	Block Pipe	Laser,wo/Turbo	3/8" Pipe	1	090-130	—	—	—
1994-90	Cylinder Head	Laser, w/Turbo	35mm	1	555-093	565-093	—	570-007
1994-90	Cylinder Head	Laser, w/Turbo	40.8mm	2	555-095	565-095	—	570-009
1994-90	Cylinder Head	Laser,wo/Turbo	35mm	1	555-093	565-093	—	570-007
1994-90	Cylinder Head Pipe	Laser, w/Turbo	1/8" Pipe	9	090-117	—	—	—
1994-90	Cylinder Head Pipe	Laser, w/Turbo	22mm Pipe	3	090-131	—	—	—
1994-90	Cylinder Head Pipe	Laser,wo/Turbo	1/8" Pipe	9	090-117	—	—	—
1994-90	Cylinder Head Pipe	Laser,wo/Turbo	22mm Pipe	3	090-131	—	—	—
L4 - 2.0 (2000cc)								
1991-84	Block	Vista	35mm	9	555-093	565-093	—	570-007
1991-84	Block	Vista	40.8mm	9	555-095	565-095	—	570-009
1991-84	Block Pipe	Vista	1/16" Pipe	2	090-120	—	—	—
1991-84	Block Pipe	Vista	1/8" Pipe	1	090-128	—	—	—
1991-84	Block Pipe	Vista	3/8" Pipe	1	090-130	—	—	—
1991-84	Cylinder Head	Vista	35mm	1	555-093	565-093	—	570-007
1991-84	Cylinder Head	Vista	40.8mm	1	555-095	565-095	—	570-009
1991-84	Cylinder Head Pipe	Vista	1/8" Pipe	9	090-117	—	—	—
1978-76	Engine Kit	Arrow			557-047	—	—	—
1978-76	Block	Arrow	40.8mm	3	555-095	565-095	—	570-009
1978-76	Cylinder Head	Arrow	28mm	4	555-117	—	—	570-005
1978-76	Cylinder Head	Arrow	40.8mm	1	555-095	565-095	—	570-009
1978-76	Cylinder Head	Arrow	50mm	3	555-094	—	—	570-012
L4 - 2.2 (135 CID)								
1994-81	Engine Kit	-			557-056	—	—	—
1994-81	Block	-	1-5/8"	5	555-030	565-030	568-010	570-009
1994-81	Block (.065 OS)	-	1-45/64"	1	555-032	565-032	—	570-010
1994-81	Block-Drain Pipe	-	1/4" Pipe	1	090-026	—	—	—

Expansion Plug Applications



Expansion Plug Applications

8

Make/ Engine/Years	Location	Description	Size	Qty	Dorman Steel	Dorman Brass	Dorman Copper	Dorman Rubber
PLYMOUTH (continued)								
L4 - 2.2 (135 CID) (continued)								
1994-81	Cylinder Head	-	1-1/4" SC	2	555-024	565-024	568-007	570-006
1994-81	Cylinder Head	-	1-5/8"	1	555-030	565-030	568-010	570-009
1994-81	Cylinder Head (.065 OS)	-	45/64"	2	555-082	—	—	—
1994-81	Cylinder Head Pipe	-	3/8" Pipe	AR	090-028	—	—	—
1994-81	Oil Gallery-Block	-	39/64"	2	555-067	—	—	—
1994-81	Oil Gallery-Block (.065 OS)	-	45/64"	2	555-082	—	—	—
1994-81	Oil Gallery-Head	-	39/64"	2	555-067	—	—	—
1994-81	Oil Gallery-Head (.065 OS)	-	45/64"	2	555-082	—	—	—
L4 - 2.4 (148 CID)								
2000-96	Block	-	1-21/64" SC	2	555-072	565-072	—	570-007
2000-96	Block	-	1-41/64"	2	555-149	—	—	—
2000-96	Cylinder Head	-	1-1/4" SC	2	555-024	565-024	568-007	570-006
L4 - 2.4 (2351cc)								
1994-92	Block	Coit, Vista	35mm	7	555-093	565-093	—	570-007
1994-92	Block	Coit, Vista	40.8mm	2	555-095	565-095	—	570-009
1994-92	Block Pipe	Coit, Vista	1/16" Pipe	2	090-120	—	—	—
1994-92	Block Pipe	Coit, Vista	1/2" Pipe	1	090-002	—	—	—
1994-92	Block Pipe	Coit, Vista	3/8" Pipe	1	090-130	—	—	—
1994-92	Cylinder Head	Coit, Vista	35mm	2	555-093	565-093	—	570-007
1994-92	Cylinder Head Pipe	Coit, Vista	1/8" Pipe	9	090-117	—	—	—
L4 - 2.5 (153 CID)								
1995	Engine Kit	-	-	-	557-056	—	—	—
1995	Block	-	1-5/8"	5	555-030	565-030	568-010	570-009
1995	Block (.065 OS)	-	1-45/64"	1	555-032	565-032	—	570-010
1995	Block-Drain Pipe	-	1/4" Pipe	1	090-026	—	—	—
1995	Cylinder Head	-	1-1/4" SC	2	555-024	565-024	568-007	570-006
1995	Cylinder Head (.065 OS)	-	45/64"	2	555-082	—	—	—
1995	Cylinder Head Pipe	-	3/8" Pipe	AR	090-028	—	—	—
1995	Oil Gallery-Block	-	39/64"	2	555-067	—	—	—
1995	Oil Gallery-Block (.065 OS)	-	45/64"	2	555-082	—	—	—
1995	Oil Gallery-Head	-	39/64"	2	555-067	—	—	—
1995	Oil Gallery-Head (.065 OS)	-	45/64"	2	555-082	—	—	—
1994-93	Engine Kit	Acclaim	-	-	557-056	—	—	—
1994-93	Engine Kit	Exc.Acclaim	-	-	557-056	—	—	—
1994-93	Block	Acclaim	1-49/64"	3	555-152	—	—	—
1994-93	Block	Acclaim	1-5/8"	5	555-030	565-030	568-010	570-009
1994-93	Block	Acclaim	2-9/64" SC	1	555-076	—	—	570-016
1994-93	Block	Exc.Acclaim	1-5/8"	5	555-030	565-030	568-010	570-009
1994-93	Block (.065 OS)	Acclaim	1-45/64"	1	555-032	565-032	—	570-010
1994-93	Block (.065 OS)	Exc.Acclaim	1-45/64"	1	555-032	565-032	—	570-010
1994-93	Block-Drain Pipe	Acclaim	1/4" Pipe	1	090-026	—	—	—
1994-93	Block-Drain Pipe	Exc.Acclaim	1/4" Pipe	1	090-026	—	—	—
1994-93	Cylinder Head	Acclaim	1-1/4" SC	2	555-024	565-024	568-007	570-006
1994-93	Cylinder Head	Acclaim	2"	1	555-069	565-069	568-012	570-012
1994-93	Cylinder Head	Acclaim	7/8"	4	555-014	565-014	—	570-004
1994-93	Cylinder Head	Exc.Acclaim	1-1/4" SC	2	555-024	565-024	568-007	570-006
1994-93	Cylinder Head (.065 OS)	Acclaim	45/64"	2	555-082	—	—	—
1994-93	Cylinder Head (.065 OS)	Exc.Acclaim	45/64"	2	555-082	—	—	—
1994-93	Cylinder Head Pipe	Acclaim	3/8" Pipe	AR	090-028	—	—	—
1994-93	Cylinder Head Pipe	Exc.Acclaim	3/8" Pipe	AR	090-028	—	—	—
1994-93	Oil Gallery-Block	Acclaim	39/64"	2	555-067	—	—	—
1994-93	Oil Gallery-Block	Exc.Acclaim	39/64"	2	555-067	—	—	—
1994-93	Oil Gallery-Block (.065 OS)	Acclaim	45/64"	2	555-082	—	—	—
1994-93	Oil Gallery-Block (.065 OS)	Exc.Acclaim	45/64"	2	555-082	—	—	—
1994-93	Oil Gallery-Head	Acclaim	39/64"	2	555-067	—	—	—
1994-93	Oil Gallery-Head	Exc.Acclaim	39/64"	2	555-067	—	—	—
1994-93	Oil Gallery-Head (.065 OS)	Acclaim	45/64"	2	555-082	—	—	—
1994-93	Oil Gallery-Head (.065 OS)	Exc.Acclaim	45/64"	2	555-082	—	—	—
1992-86	Engine Kit	-	-	-	557-056	—	—	—
1992-86	Block	-	1-5/8"	5	555-030	565-030	568-010	570-009
1992-86	Block (.065 OS)	-	1-45/64"	1	555-032	565-032	—	570-010
1992-86	Block-Drain Pipe	-	1/4" Pipe	1	090-026	—	—	—
1992-86	Cylinder Head	-	1-1/4" SC	2	555-024	565-024	568-007	570-006
1992-86	Cylinder Head (.065 OS)	-	45/64"	2	555-082	—	—	—
1992-86	Cylinder Head Pipe	-	3/8" Pipe	AR	090-028	—	—	—
1992-86	Oil Gallery-Block	-	39/64"	2	555-067	—	—	—
1992-86	Oil Gallery-Block (.065 OS)	-	45/64"	2	555-082	—	—	—
1992-86	Oil Gallery-Head	-	39/64"	2	555-067	—	—	—
1992-86	Oil Gallery-Head (.065 OS)	-	45/64"	2	555-082	—	—	—
L4 - 2.6 (156 CID)								
1987	Block	-	27/32"	1	555-189	—	—	—
1987	Block	-	28mm	4	555-117	—	—	570-005
1987	Block	-	40.8mm	3	555-095	565-095	—	570-009
1987	Block	-	50mm	3	555-094	—	—	570-012
1987	Block Pipe	-	1/4" Pipe	1	090-122	—	—	—
1987	Block Pipe	-	1/8" Pipe	1	090-117	—	—	—
1987	Block Pipe	-	3/8" Pipe	1	090-130	—	—	—
1987	Cylinder Head	-	40.8mm	1	555-095	565-095	—	570-009
1987	Cylinder Head Pipe	-	1/16" Pipe	1	090-073	—	—	—
1987	Cylinder Head Pipe	-	1/4" Pipe	1	090-123	—	—	—
1986-78	Engine Kit	-	-	-	557-049	—	—	—

Expansion Plug Applications



Make/ Engine/Years	Location	Description	Size	Qty	Dorman Steel	Dorman Brass	Dorman Copper	Dorman Rubber
PLYMOUTH (continued)								
L4 - 2.6 (156 CID) (continued)								
1986-78	Block	-	27/32"	1	555-189	—	—	—
1986-78	Block	-	28mm	4	555-117	—	—	570-005
1986-78	Block	-	40.8mm	3	555-095	565-095	—	570-009
1986-78	Block	-	50mm	3	555-094	—	—	570-012
1986-78	Block Pipe	-	1/4" Pipe	1	090-075	—	—	—
1986-78	Cylinder Head	-	40.8mm	1	555-095	565-095	—	570-009
1986-78	Cylinder Head Pipe	-	1/16" Pipe	1	090-073	—	—	—
1986-78	Cylinder Head Pipe	-	1/4" Pipe	1	090-075	—	—	—
1986-78	Oil Gallery Pipe	-	1/8" Pipe	1	090-074	—	—	—
1986-78	Oil Gallery Pipe	-	3/8" Pipe	1	090-028	—	—	—
L6 - 3.2 (198 CID)								
1974-70	Engine Kit	-	—	—	557-015	567-015	—	—
1974-70	Block	-	1-41/64"	5	555-068	565-068	—	570-010
1974-70	Block (.065 OS)	-	1-45/64" SC	AR	555-033	565-033	—	570-010
1974-70	Camshaft	-	2-9/64"	1	555-065	—	—	570-016
1974-70	Oil Gallery Pipe	-	3/8" Pipe	2	090-028	—	—	—
1974-70	Rocker Arm Shaft	-	39/64"	4	555-067	—	—	—
L6 - 3.7 (225 CID)								
1983-60	Engine Kit	-	—	—	557-015	567-015	—	—
1983-60	Block	-	1-41/64"	5	555-068	565-068	—	570-010
1983-60	Block (.065 OS)	-	1-45/64" SC	AR	555-033	565-033	—	570-010
1983-60	Camshaft	-	2-9/64"	1	555-065	—	—	570-016
1983-60	Oil Gallery Pipe	-	3/8" Pipe	2	090-028	—	—	—
1983-60	Rocker Arm Shaft	-	39/64"	4	555-067	—	—	—
V6 - 3.0 (181 CID)								
2000-87	Block	-	1" SC	5	555-091	—	—	570-004
2000-87	Block	-	35mm	2	555-093	565-093	—	570-007
2000-87	Block	-	41.5mm	1	555-087	—	—	570-009
2000-87	Block Pipe	-	1/4" Pipe	2	090-075	—	—	—
2000-87	Block Pipe	-	1/8" Pipe	2	090-074	—	—	—
2000-87	Block Pipe	-	3/8" Pipe	1	090-028	—	—	—
2000-87	Cylinder Head	-	35mm	2	555-093	565-093	—	570-007
2000-87	Cylinder Head Pipe	-	1/16" Pipe	2	090-073	—	—	—
2000-87	Cylinder Head Pipe	-	1/4" Pipe	2	090-075	—	—	—
2000-87	Oil Pump Pipe	-	3/8" Pipe	1	090-028	—	—	—
V6 - 3.3 (201 CID)								
2000-94	Block	-	1-41/64"	8	555-149	—	—	—
2000-94	Block (.065 OS)	-	1-11/16"	1	555-151	—	—	—
2000-94	Camshaft	-	2-9/32"	1	555-124	—	—	570-017
2000-94	Cylinder Head	-	1-1/4" SC	4	555-024	565-024	568-007	570-006
2000-94	Oil Gallery-Block	-	39/64"	5	555-067	—	—	—
2000-94	Oil Gallery-Block (OS)	-	5/8"	2	555-137	—	—	—
2000-94	Rocker Arm Shaft	-	39/64"	4	555-067	—	—	—
1993-90	Block	-	1-41/64"	8	555-149	—	—	—
1993-90	Block	-	1-5/8"	8	555-030	565-030	568-010	570-009
1993-90	Block (.065 OS)	-	1-11/16"	1	555-151	—	—	—
1993-90	Camshaft	-	2-9/32"	1	555-124	—	—	570-017
1993-90	Cylinder Head	-	1-1/4" SC	4	555-024	565-024	568-007	570-006
1993-90	Oil Gallery-Block	-	39/64"	5	555-067	—	—	—
1993-90	Oil Gallery-Block (OS)	-	5/8"	2	555-137	—	—	—
1993-90	Rocker Arm Shaft	-	39/64"	4	555-067	—	—	—
V6 - 3.5 (215 CID)								
1997	Engine Kit	-	—	—	557-070	—	—	—
1997	Block	-	1-41/64"	8	555-149	—	—	—
1997	Block	-	39/64"	5	555-067	—	—	—
1997	Block	-	5/8"	8	555-137	—	—	—
1997	Cylinder Head	-	1-1/4" SC	2	555-024	565-024	568-007	570-006
1997	Rocker Arm Shaft	-	7/16" SC	4	555-003	—	—	—
V6 - 3.5 (215 CID) - G								
2001-99	Block	-	1-41/64"	AR	555-149	—	—	—
2001-99	Block (.065 OS)	-	1-11/16"	AR	555-151	—	—	—
2001-99	Cylinder Head	-	1-1/4" SC	4	555-024	565-024	568-007	570-006
2001-99	Oil Gallery-Block	-	39/64"	3	555-067	—	—	—
V6 - 3.8 (230 CID)								
1999-94	Block	-	1-41/64"	8	555-149	—	—	—
1999-94	Block	-	45/64"	1	555-082	—	—	—
1999-94	Block (.065 OS)	-	1-11/16"	1	555-151	—	—	—
1999-94	Camshaft	-	2-9/32"	1	555-124	—	—	570-017
1999-94	Cylinder Head	-	1-1/4" SC	4	555-024	565-024	568-007	570-006
1999-94	Oil Gallery-Block	-	39/64"	5	555-067	—	—	—
1999-94	Oil Gallery-Block (OS)	-	5/8"	2	555-137	—	—	—
1999-94	Rocker Arm Shaft	-	39/64"	4	555-067	—	—	—
1995-94	Block	-	1-41/64"	8	555-149	—	—	—
1995-94	Block (.065 OS)	-	1-11/16"	1	555-151	—	—	—
1995-94	Camshaft	-	2-9/32"	1	555-124	—	—	570-017
1995-94	Cylinder Head	-	1-1/4" SC	4	555-024	565-024	568-007	570-006
1995-94	Oil Gallery-Block	-	39/64"	5	555-067	—	—	—
1995-94	Oil Gallery-Block (OS)	-	5/8"	2	555-137	—	—	—
1995-94	Rocker Arm Shaft	-	39/64"	4	555-067	—	—	—
V8 - 5.2 (318 CID)								
1989-85	Engine Kit	-	—	—	557-014	567-014	—	—

Expansion Plug Applications



Make/ Engine/Years	Location	Description	Size	Qty	Dorman Steel	Dorman Brass	Dorman Copper	Dorman Rubber
PLYMOUTH (continued)								
V8 - 5.2 (318 CID) (continued)								
1989-85	Block	-	1-1/4" SC	1	555-024	565-024	568-007	570-006
1989-85	Block	-	1-45/64"	AR	555-032	565-032	—	570-010
1989-85	Block	-	1-5/8"	9	555-030	565-030	568-010	570-009
1989-85	Block Pipe	-	1/2" Pipe	1	090-022	—	—	—
1989-85	Block-Drain Pipe	-	1/4" Pipe	2	090-026	—	—	—
1989-85	Camshaft	-	1-57/64"	1	555-123	—	—	570-011
1989-85	Camshaft	-	1-7/8"	1	550-027	—	—	570-012
1989-85	Cylinder Head	-	1-1/4" SC	4	555-024	565-024	568-007	570-006
1989-85	Intake Manifold Pipe	-	3/8" Pipe	AR	090-028	—	—	—
1989-85	Oil Gallery Pipe	-	1/2" Pipe	3	090-022	—	—	—
1989-85	Oil Gallery Pipe	-	1/4" Pipe	2	090-026	—	—	—
1989-85	Oil Gallery Pipe	-	3/8" Pipe	6	090-028	—	—	—
1989-85	Oil Pump Pipe	-	3/8" Pipe	1	090-028	—	—	—
1989-85	Rocker Arm Shaft	-	39/64"	4	555-067	—	—	—
1984-83	Engine Kit	-	—	—	557-014	567-014	—	—
1984-83	Block	-	1-1/4" SC	AR	555-024	565-024	568-007	570-006
1984-83	Block	-	1-45/64" SC	AR	555-033	565-033	—	570-010
1984-83	Block	-	1-5/8"	AR	555-030	565-030	568-010	570-009
1984-83	Block Pipe	-	1/2" Pipe	1	090-022	—	—	—
1984-83	Block-Drain Pipe	-	1/4" Pipe	2	090-026	—	—	—
1984-83	Camshaft	-	1-57/64"	1	555-123	—	—	570-011
1984-83	Camshaft	-	1-7/8"	1	550-027	—	—	570-012
1984-83	Cylinder Head	-	1-1/4" SC	AR	555-024	565-024	568-007	570-006
1984-83	Intake Manifold Pipe	-	3/8" Pipe	AR	090-028	—	—	—
1984-83	Oil Gallery Pipe	-	1/2" Pipe	3	090-022	—	—	—
1984-83	Oil Gallery Pipe	-	1/4" Pipe	2	090-026	—	—	—
1984-83	Oil Gallery Pipe	-	3/8" Pipe	6	090-028	—	—	—
1984-83	Oil Pump Pipe	-	3/8" Pipe	1	090-028	—	—	—
1984-83	Rocker Arm Shaft	-	39/64"	4	555-067	—	—	—
1982-80	Engine Kit	-	—	—	557-014	567-014	—	—
1982-80	Block	-	1-41/64"	AR	555-068	565-068	—	570-010
1982-80	Block	-	1-45/64" SC	AR	555-033	565-033	—	570-010
1982-80	Block Pipe	-	1/2" Pipe	1	090-022	—	—	—
1982-80	Block-Drain Pipe	-	1/4" Pipe	2	090-026	—	—	—
1982-80	Camshaft	-	1-57/64"	1	555-123	—	—	570-011
1982-80	Camshaft	-	1-7/8"	1	550-027	—	—	570-012
1982-80	Cylinder Head	-	1-21/64" SC	AR	555-072	565-072	—	570-007
1982-80	Intake Manifold Pipe	-	3/8" Pipe	AR	090-028	—	—	—
1982-80	Oil Gallery Pipe	-	1/2" Pipe	3	090-022	—	—	—
1982-80	Oil Gallery Pipe	-	1/4" Pipe	2	090-026	—	—	—
1982-80	Oil Gallery Pipe	-	3/8" Pipe	6	090-028	—	—	—
1982-80	Oil Pump Pipe	-	3/8" Pipe	1	090-028	—	—	—
1982-80	Rocker Arm Shaft	-	39/64"	4	555-067	—	—	—
1979-75	Engine Kit	-	—	—	557-014	567-014	—	—
1979-75	Block	-	1-21/64" SC	1	555-072	565-072	—	570-007
1979-75	Block	-	1-41/64"	AR	555-068	565-068	—	570-010
1979-75	Block	-	1-45/64" SC	AR	555-033	565-033	—	570-010
1979-75	Block Pipe	-	1/2" Pipe	1	090-022	—	—	—
1979-75	Block-Drain Pipe	-	1/4" Pipe	2	090-026	—	—	—
1979-75	Camshaft	-	1-57/64"	1	555-123	—	—	570-011
1979-75	Camshaft	-	1-7/8"	1	550-027	—	—	570-012
1979-75	Camshaft	-	9/16"	2	555-135	—	—	—
1979-75	Cylinder Head	-	1-21/64" SC	4	555-072	565-072	—	570-007
1979-75	Intake Manifold Pipe	-	3/8" Pipe	AR	090-028	—	—	—
1979-75	Oil Gallery Pipe	-	1/2" Pipe	3	090-022	—	—	—
1979-75	Oil Gallery Pipe	-	1/4" Pipe	2	090-026	—	—	—
1979-75	Oil Gallery Pipe	-	3/8" Pipe	6	090-028	—	—	—
1979-75	Oil Gallery-Block	-	9/16"	2	555-008	565-008	—	—
1979-75	Oil Pump Pipe	-	3/8" Pipe	1	090-028	—	—	—
1979-75	Rocker Arm Shaft	-	39/64"	4	555-067	—	—	—
1974	Engine Kit	-	—	—	557-014	567-014	—	—
1974	Block	-	1-1/4" SC	1	555-024	565-024	568-007	570-006
1974	Block	-	1-41/64"	AR	555-068	565-068	—	570-010
1974	Block	-	1-45/64" SC	AR	555-033	565-033	—	570-010
1974	Block Pipe	-	1/2" Pipe	1	090-022	—	—	—
1974	Block-Drain Pipe	-	1/4" Pipe	2	090-026	—	—	—
1974	Camshaft	-	1-57/64"	1	555-123	—	—	570-011
1974	Camshaft	-	1-7/8"	1	550-027	—	—	570-012
1974	Camshaft	-	9/16"	2	555-135	—	—	—
1974	Cylinder Head	-	1-1/4" SC	4	555-024	565-024	568-007	570-006
1974	Intake Manifold Pipe	-	3/8" Pipe	AR	090-028	—	—	—
1974	Oil Gallery Pipe	-	1/2" Pipe	3	090-022	—	—	—
1974	Oil Gallery Pipe	-	1/4" Pipe	2	090-026	—	—	—
1974	Oil Gallery Pipe	-	3/8" Pipe	6	090-028	—	—	—
1974	Oil Gallery-Block	-	9/16"	2	555-008	565-008	—	—
1974	Oil Pump Pipe	-	3/8" Pipe	1	090-028	—	—	—
1974	Rocker Arm Shaft	-	39/64"	4	555-067	—	—	—
1973	Engine Kit	-	—	—	557-014	567-014	—	—
1973	Block	-	1-41/64"	AR	555-068	565-068	—	570-010
1973	Block Pipe	-	1/2" Pipe	1	090-022	—	—	—
1973	Block-Drain Pipe	-	1/4" Pipe	2	090-026	—	—	—

Expansion Plug Applications



Make/ Engine/Years	Location	Description	Size	Qty	Dorman Steel	Dorman Brass	Dorman Copper	Dorman Rubber
PLYMOUTH (continued)								
V8 - 5.2 (318 CID) (continued)								
1973	Camshaft	-	1-57/64"	1	555-123	—	—	570-011
1973	Camshaft	-	1-7/8"	1	550-027	—	—	570-012
1973	Cylinder Head	-	1-1/4" SC	4	555-024	565-024	568-007	570-006
1973	Intake Manifold Pipe	-	3/8" Pipe	AR	090-028	—	—	—
1973	Oil Gallery Pipe	-	1/2" Pipe	3	090-022	—	—	—
1973	Oil Gallery Pipe	-	1/4" Pipe	2	090-026	—	—	—
1973	Oil Gallery Pipe	-	3/8" Pipe	6	090-028	—	—	—
1973	Oil Gallery-Block	-	9/16"	2	555-008	565-008	—	—
1973	Oil Pump Pipe	-	3/8" Pipe	1	090-028	—	—	—
1973	Rocker Arm Shaft	-	39/64"	4	555-067	—	—	—
1972-71	Engine Kit	-	—	—	557-014	567-014	—	—
1972-71	Block	-	1-1/4" SC	1	555-024	565-024	568-007	570-006
1972-71	Block	-	1-41/64"	AR	555-068	565-068	—	570-010
1972-71	Block	-	1-45/64" SC	AR	555-033	565-033	—	570-010
1972-71	Block Pipe	-	1/2" Pipe	1	090-022	—	—	—
1972-71	Block-Drain Pipe	-	1/4" Pipe	2	090-026	—	—	—
1972-71	Camshaft	-	1-57/64"	1	555-123	—	—	570-011
1972-71	Camshaft	-	1-7/8"	1	550-027	—	—	570-012
1972-71	Cylinder Head	-	1-1/4" SC	4	555-024	565-024	568-007	570-006
1972-71	Intake Manifold Pipe	-	3/8" Pipe	AR	090-028	—	—	—
1972-71	Oil Gallery Pipe	-	1/2" Pipe	3	090-022	—	—	—
1972-71	Oil Gallery Pipe	-	1/4" Pipe	2	090-026	—	—	—
1972-71	Oil Gallery Pipe	-	3/8" Pipe	6	090-028	—	—	—
1972-71	Oil Gallery-Block	-	9/16"	2	555-008	565-008	—	—
1972-71	Oil Pump Pipe	-	3/8" Pipe	1	090-028	—	—	—
1972-71	Rocker Arm Shaft	-	39/64"	4	555-067	—	—	—
1970-67	Engine Kit	-	—	—	557-014	567-014	—	—
1970-67	Block	-	1-1/4" SC	1	555-024	565-024	568-007	570-006
1970-67	Block	-	1-41/64"	AR	555-068	565-068	—	570-010
1970-67	Block	-	1-45/64" SC	AR	555-033	565-033	—	570-010
1970-67	Block Pipe	-	1/2" Pipe	1	090-022	—	—	—
1970-67	Block-Drain Pipe	-	1/4" Pipe	2	090-026	—	—	—
1970-67	Camshaft	-	1-57/64"	1	555-123	—	—	570-011
1970-67	Camshaft	-	1-7/8"	1	550-027	—	—	570-012
1970-67	Cylinder Head	-	1-1/4" SC	4	555-024	565-024	568-007	570-006
1970-67	Intake Manifold Pipe	-	3/8" Pipe	AR	090-028	—	—	—
1970-67	Oil Gallery Pipe	-	1/2" Pipe	3	090-022	—	—	—
1970-67	Oil Gallery Pipe	-	1/4" Pipe	2	090-026	—	—	—
1970-67	Oil Gallery Pipe	-	3/8" Pipe	6	090-028	—	—	—
1970-67	Oil Pump Pipe	-	3/8" Pipe	1	090-028	—	—	—
1970-67	Rocker Arm Shaft	-	39/64"	4	555-067	—	—	—
V8 - 5.6 (340 CID)								
1973	Engine Kit	-	—	—	557-014	567-014	—	—
1973	Block	-	1-21/64" SC	1	555-072	565-072	—	570-007
1973	Block	-	1-41/64"	AR	555-068	565-068	—	570-010
1973	Block	-	1-45/64" SC	AR	555-033	565-033	—	570-010
1973	Block Pipe	-	1/2" Pipe	1	090-022	—	—	—
1973	Block-Drain Pipe	-	1/4" Pipe	2	090-026	—	—	—
1973	Camshaft	-	1-57/64"	1	555-123	—	—	570-011
1973	Camshaft	-	1-7/8"	1	550-027	—	—	570-012
1973	Intake Manifold Pipe	-	3/8" Pipe	AR	090-028	—	—	—
1973	Oil Gallery Pipe	-	1/2" Pipe	3	090-022	—	—	—
1973	Oil Gallery Pipe	-	1/4" Pipe	2	090-026	—	—	—
1973	Oil Gallery Pipe	-	3/8" Pipe	6	090-028	—	—	—
1973	Oil Gallery-Block	-	9/16"	2	555-008	565-008	—	—
1973	Oil Pump Pipe	-	3/8" Pipe	1	090-028	—	—	—
1973	Rocker Arm Shaft	-	39/64"	4	555-067	—	—	—
1972-71	Engine Kit	-	—	—	557-014	567-014	—	—
1972-71	Block	-	1-1/4" SC	1	555-024	565-024	568-007	570-006
1972-71	Block	-	1-41/64"	AR	555-068	565-068	—	570-010
1972-71	Block	-	1-45/64" SC	AR	555-033	565-033	—	570-010
1972-71	Block Pipe	-	1/2" Pipe	1	090-022	—	—	—
1972-71	Block-Drain Pipe	-	1/4" Pipe	2	090-026	—	—	—
1972-71	Camshaft	-	1-57/64"	1	555-123	—	—	570-011
1972-71	Camshaft	-	1-7/8"	1	550-027	—	—	570-012
1972-71	Cylinder Head	-	1-1/4" SC	4	555-024	565-024	568-007	570-006
1972-71	Intake Manifold Pipe	-	3/8" Pipe	AR	090-028	—	—	—
1972-71	Oil Gallery Pipe	-	1/2" Pipe	3	090-022	—	—	—
1972-71	Oil Gallery Pipe	-	1/4" Pipe	2	090-026	—	—	—
1972-71	Oil Gallery Pipe	-	3/8" Pipe	6	090-028	—	—	—
1972-71	Oil Gallery-Block	-	9/16"	2	555-008	565-008	—	—
1972-71	Oil Pump Pipe	-	3/8" Pipe	1	090-028	—	—	—
1972-71	Rocker Arm Shaft	-	39/64"	4	555-067	—	—	—
1970	Engine Kit	-	—	—	557-014	567-014	—	—
1970	Block	-	1-1/4" SC	1	555-024	565-024	568-007	570-006
1970	Block	-	1-41/64"	AR	555-068	565-068	—	570-010
1970	Block	-	1-45/64" SC	AR	555-033	565-033	—	570-010
1970	Block Pipe	-	1/2" Pipe	1	090-022	—	—	—
1970	Block-Drain Pipe	-	1/4" Pipe	2	090-026	—	—	—
1970	Camshaft	-	1-57/64"	1	555-123	—	—	570-011
1970	Camshaft	-	1-7/8"	1	550-027	—	—	570-012

Expansion Plug Applications



Make/ Engine/Years	Location	Description	Size	Qty	Dorman Steel	Dorman Brass	Dorman Copper	Dorman Rubber
PLYMOUTH (continued)								
V8 - 5.6 (340 CID) (continued)								
1970	Cylinder Head	-	1-1/4" SC	4	555-024	565-024	568-007	570-006
1970	Intake Manifold Pipe	-	3/8" Pipe	AR	090-028	—	—	—
1970	Oil Gallery Pipe	-	1/2" Pipe	3	090-022	—	—	—
1970	Oil Gallery Pipe	-	1/4" Pipe	2	090-026	—	—	—
1970	Oil Gallery Pipe	-	3/8" Pipe	6	090-028	—	—	—
1970	Oil Pump Pipe	-	3/8" Pipe	1	090-028	—	—	—
1970	Rocker Arm Shaft	-	39/64"	4	555-067	—	—	—
V8 - 5.9 (360 CID)								
1980	Engine Kit	-			557-014	567-014	—	—
1980	Block	-	1-21/64" SC	1	555-072	565-072	—	570-007
1980	Block	-	1-41/64"	9	555-068	565-068	—	570-010
1980	Block	-	1-45/64" SC	AR	555-033	565-033	—	570-010
1980	Block Pipe	-	1/2" Pipe	1	090-022	—	—	—
1980	Block-Drain Pipe	-	1/4" Pipe	2	090-026	—	—	—
1980	Camshaft	-	1-57/64"	1	555-123	—	—	570-011
1980	Camshaft	-	1-7/8"	1	550-027	—	—	570-012
1980	Cylinder Head	-	1-21/64" SC	4	555-072	565-072	—	570-007
1980	Intake Manifold Pipe	-	3/8" Pipe	AR	090-028	—	—	—
1980	Oil Gallery Pipe	-	1/2" Pipe	3	090-022	—	—	—
1980	Oil Gallery Pipe	-	1/4" Pipe	2	090-026	—	—	—
1980	Oil Gallery Pipe	-	3/8" Pipe	6	090-028	—	—	—
1980	Oil Pump Pipe	-	3/8" Pipe	1	090-028	—	—	—
1980	Rocker Arm Shaft	-	39/64"	4	555-067	—	—	—
1979-75	Engine Kit	-			557-014	567-014	—	—
1979-75	Block	-	1-21/64" SC	1	555-072	565-072	—	570-007
1979-75	Block	-	1-41/64"	AR	555-068	565-068	—	570-010
1979-75	Block	-	1-45/64" SC	AR	555-033	565-033	—	570-010
1979-75	Block Pipe	-	1/2" Pipe	1	090-022	—	—	—
1979-75	Block-Drain Pipe	-	1/4" Pipe	2	090-026	—	—	—
1979-75	Camshaft	-	1-57/64"	1	555-123	—	—	570-011
1979-75	Camshaft	-	1-7/8"	1	550-027	—	—	570-012
1979-75	Camshaft	-	9/16"	2	555-135	—	—	—
1979-75	Cylinder Head	-	1-21/64" SC	4	555-072	565-072	—	570-007
1979-75	Intake Manifold Pipe	-	3/8" Pipe	AR	090-028	—	—	—
1979-75	Oil Gallery Pipe	-	1/2" Pipe	3	090-022	—	—	—
1979-75	Oil Gallery Pipe	-	1/4" Pipe	2	090-026	—	—	—
1979-75	Oil Gallery Pipe	-	3/8" Pipe	6	090-028	—	—	—
1979-75	Oil Gallery-Block	-	9/16"	2	555-008	565-008	—	—
1979-75	Oil Pump Pipe	-	3/8" Pipe	1	090-028	—	—	—
1979-75	Rocker Arm Shaft	-	39/64"	4	555-067	—	—	—
1974-71	Engine Kit	-			557-014	567-014	—	—
1974-71	Block	-	1-1/4" SC	1	555-024	565-024	568-007	570-006
1974-71	Block	-	1-41/64"	AR	555-068	565-068	—	570-010
1974-71	Block	-	1-45/64" SC	AR	555-033	565-033	—	570-010
1974-71	Block Pipe	-	1/2" Pipe	1	090-022	—	—	—
1974-71	Block-Drain Pipe	-	1/4" Pipe	2	090-026	—	—	—
1974-71	Camshaft	-	1-57/64"	1	555-123	—	—	570-011
1974-71	Camshaft	-	1-7/8"	1	550-027	—	—	570-012
1974-71	Camshaft	-	9/16"	2	555-135	—	—	—
1974-71	Cylinder Head	-	1-1/4" SC	4	555-024	565-024	568-007	570-006
1974-71	Intake Manifold Pipe	-	3/8" Pipe	AR	090-028	—	—	—
1974-71	Oil Gallery Pipe	-	1/2" Pipe	3	090-022	—	—	—
1974-71	Oil Gallery Pipe	-	1/4" Pipe	2	090-026	—	—	—
1974-71	Oil Gallery Pipe	-	3/8" Pipe	6	090-028	—	—	—
1974-71	Oil Gallery-Block	-	9/16"	2	555-008	565-008	—	—
1974-71	Oil Pump Pipe	-	3/8" Pipe	1	090-028	—	—	—
1974-71	Rocker Arm Shaft	-	39/64"	4	555-067	—	—	—
V8 - 6.3 (383 CID)								
1971-59	Engine Kit	-			557-015	567-015	—	—
1971-59	Block	-	1-41/64"	6	555-068	565-068	—	570-010
1971-59	Block (.065 OS)	-	1-45/64" SC	AR	555-033	565-033	—	570-010
1971-59	Camshaft	-	2-9/64"	1	555-065	—	—	570-016
1971-59	Cylinder Head	-	1" SC	AR	555-018	565-018	—	570-005
1971-59	Cylinder Head	-	1-1/4" SC	4	555-024	565-024	568-007	570-006
1971-59	Cylinder Head	-	1-21/64" SC	AR	555-072	565-072	—	570-007
1971-59	Oil Gallery Pipe	-	3/8" Pipe	8	090-028	—	—	—
1971-59	Rocker Arm Shaft	-	39/64"	4	555-067	—	—	—
V8 - 6.6 (400 CID)								
1978-73	Engine Kit	-			557-015	567-015	—	—
1978-73	Block	-	1-41/64"	6	555-068	565-068	—	570-010
1978-73	Block (.065 OS)	-	1-45/64" SC	AR	555-033	565-033	—	570-010
1978-73	Camshaft	-	2-9/64"	1	555-065	—	—	570-016
1978-73	Cylinder Head	-	1" SC	AR	555-018	565-018	—	570-005
1978-73	Cylinder Head	-	1-21/64" SC	AR	555-072	565-072	—	570-007
1978-73	Oil Gallery Pipe	-	3/8" Pipe	8	090-028	—	—	—
1978-73	Rocker Arm Shaft	-	39/64"	4	555-067	—	—	—
1972	Engine Kit	-			557-015	567-015	—	—
1972	Block	-	1-41/64"	6	555-068	565-068	—	570-010
1972	Block (.065 OS)	-	1-45/64" SC	AR	555-033	565-033	—	570-010
1972	Camshaft	-	2-9/64"	1	555-065	—	—	570-016
1972	Cylinder Head	-	1" SC	AR	555-018	565-018	—	570-005

Expansion Plug Applications



Make/ Engine/Years	Location	Description	Size	Qty	Dorman Steel	Dorman Brass	Dorman Copper	Dorman Rubber
PLYMOUTH (continued)								
V8 - 6.6 (400 CID) (continued)								
1972	Cylinder Head	-	1-1/4" SC	4	555-024	565-024	568-007	570-006
1972	Cylinder Head	-	1-21/64" SC	AR	555-072	565-072	—	570-007
1972	Oil Gallery Pipe	-	3/8" Pipe	8	090-028	—	—	—
1972	Rocker Arm Shaft	-	39/64"	4	555-067	—	—	—
V8 - 7.0 (426 CID)								
1971-69	Engine Kit	-	-	-	557-015	567-015	—	—
1971-69	Block	-	1-41/64"	6	555-068	565-068	—	570-010
1971-69	Block (.065 OS)	-	1-45/64" SC	AR	555-033	565-033	—	570-010
1971-69	Camshaft	-	2-9/64"	1	555-065	—	—	570-016
1971-69	Cylinder Head	-	1" SC	AR	555-018	565-018	—	570-005
1971-69	Cylinder Head	-	1-1/4" SC	4	555-024	565-024	568-007	570-006
1971-69	Cylinder Head	-	1-21/64" SC	AR	555-072	565-072	—	570-007
1971-69	Oil Gallery Pipe	-	3/8" Pipe	8	090-028	—	—	—
1971-69	Rocker Arm Shaft	-	39/64"	4	555-067	—	—	—
V8 - 7.2 (440 CID)								
1978-69	Engine Kit	-	-	-	557-015	567-015	—	—
1978-69	Block	-	1-41/64"	6	555-068	565-068	—	570-010
1978-69	Block (.065 OS)	-	1-45/64" SC	AR	555-033	565-033	—	570-010
1978-69	Camshaft	-	2-9/64"	1	555-065	—	—	570-016
1978-69	Cylinder Head	-	1" SC	AR	555-018	565-018	—	570-005
1978-69	Cylinder Head	-	1-21/64" SC	AR	555-072	565-072	—	570-007
1978-69	Oil Gallery Pipe	-	3/8" Pipe	8	090-028	—	—	—
1978-69	Rocker Arm Shaft	-	39/64"	4	555-067	—	—	—
PONTIAC								
L4 - 1.6 (98 CID)								
1987-81	Engine Kit	T1000	-	-	557-044	567-044	—	—
1987-81	Block	T1000	34.3mm	7	555-104	565-104	—	570-007
1987-81	Camshaft	T1000	12.7mm	1	555-089	—	—	—
1987-81	Oil Gallery	T1000	14.7mm	1	555-088	—	—	—
L4 - 1.6 (98 CID) - 6								
1993-88	Block	Lemans	1-1/32"	1	555-166	—	—	—
1993-88	Block	Lemans	1-27/64"	AR	555-169	—	—	—
1993-88	Block	Lemans	28mm	1	555-117	—	—	570-005
1993-88	Cylinder Head	Lemans	1-1/32"	1	555-166	—	—	—
1993-88	Cylinder Head	Lemans	18.2mm	1	555-107	—	—	—
1993-88	Cylinder Head	Lemans	28mm	1	555-117	—	—	570-005
L4 - 1.8 (111 CID) - J								
1986-84	Block	Turbo	1-27/64"	AR	555-169	—	—	—
1986-84	Block	Turbo	34.3mm	4	555-104	565-104	—	570-007
L4 - 1.8 (112 CID) - 0								
1986-82	Engine Kit	-	-	-	557-064	567-064	—	—
1986-82	Block	-	1-27/64"	AR	555-169	—	—	—
1986-82	Block	-	34.3mm	4	555-104	565-104	—	570-007
1986-82	Block	-	42.3mm	4	555-110	—	—	570-010
1986-82	Cylinder Head	-	34.3mm	4	555-104	565-104	—	570-007
1986-82	Oil Gallery Pipe	-	1/4" Pipe	AR	090-067	—	—	—
1986-82	Oil Gallery Pipe	-	1/8" Pipe	2	090-065	—	—	—
1986-82	Oil Gallery Pipe	-	3/8" Pipe	1	090-028	—	—	—
L4 - 1.8 (112 CID) - G								
1982	Engine Kit	-	-	-	557-064	567-064	—	—
1982	Block	-	34.3mm	4	555-104	565-104	—	570-007
1982	Block	-	42.3mm	4	555-110	—	—	570-010
1982	Cylinder Head	-	34.3mm	4	555-104	565-104	—	570-007
1982	Oil Gallery Pipe	-	1/4" Pipe	AR	090-067	—	—	—
1982	Oil Gallery Pipe	-	1/8" Pipe	2	090-065	—	—	—
1982	Oil Gallery Pipe	-	3/8" Pipe	1	090-028	—	—	—
L4 - 2.0 (122 CID) - B								
1984-83	Engine Kit	-	-	-	557-064	567-064	—	—
1984-83	Block	-	34.3mm	4	555-104	565-104	—	570-007
1984-83	Block	-	42.3mm	4	555-110	—	—	570-010
1984-83	Cylinder Head	-	34.3mm	1	555-104	565-104	—	570-007
1984-83	Oil Gallery Pipe	-	1/4" Pipe	AR	090-067	—	—	—
1984-83	Oil Gallery Pipe	-	1/8" Pipe	2	090-065	—	—	—
1984-83	Oil Gallery Pipe	-	3/8" Pipe	1	090-028	—	—	—
L4 - 2.0 (122 CID) - H								
1994-92	Block	-	1-27/64"	7	555-169	—	—	—
1994-92	Cylinder Head	-	1-1/32"	1	555-166	—	—	—
L4 - 2.0 (122 CID) - K								
1991-87	Block	-	1-27/64"	AR	555-169	—	—	—
1991-87	Block	-	34.3mm	4	555-104	565-104	—	570-007
1991-87	Cylinder Head	-	15/16"	2	555-016	565-016	—	570-004
1991-87	Oil Gallery Pipe	-	1/4" Pipe	AR	090-067	—	—	—
1991-87	Oil Gallery Pipe	-	1/8" Pipe	2	090-065	—	—	—
1991-87	Oil Gallery Pipe	-	3/8" Pipe	1	090-028	—	—	—
L4 - 2.0 (122 CID) - M								
1990-87	Block	Turbo	1-27/64"	AR	555-169	—	—	—
1990-87	Block	Turbo	34.3mm	4	555-104	565-104	—	570-007
1990-87	Oil Gallery Pipe	Turbo	1/4" Pipe	AR	090-067	—	—	—
1990-87	Oil Gallery Pipe	Turbo	1/8" Pipe	2	090-065	—	—	—
1990-87	Oil Gallery Pipe	Turbo	3/8" Pipe	1	090-028	—	—	—

Expansion Plug Applications



Expansion Plug Applications

88

Make/ Engine/Years	Location	Description	Size	Qty	Dorman Steel	Dorman Brass	Dorman Copper	Dorman Rubber
PONTIAC (continued)								
L4 - 2.0 (122 CID) - P								
1986-83	Engine Kit	-			557-064	567-064	—	—
1986-83	Block	-	34.3mm	1	555-104	565-104	—	570-007
1986-83	Block	-	42.3mm	4	555-110	—	—	570-010
1986-83	Cylinder Head	-	34.3mm	1	555-104	565-104	—	570-007
1986-83	Oil Gallery Pipe	-	1/4" Pipe	AR	090-067	—	—	—
1986-83	Oil Gallery Pipe	-	1/8" Pipe	2	090-065	—	—	—
1986-83	Oil Gallery Pipe	-	3/8" Pipe	1	090-028	—	—	—
L4 - 2.2 (134 CID) - 4								
2002-95	Engine Kit	-			557-109	—	—	—
2002-95	Block	-	42.3mm	4	555-110	—	—	570-010
2002-95	Cylinder Head	-	34.3mm	1	555-104	565-104	—	570-007
2002-95	Oil Gallery Pipe	-	1/2" Pipe	2	090-092	—	—	—
2002-95	Oil Gallery Pipe	-	1/4" Pipe	1	090-122	—	—	—
2002-95	Oil Gallery Pipe	-	1/4" Pipe	1	090-026	—	—	—
L4 - 2.3 (138 CID) - D,3								
1995-89	Block Pipe	-	1/4" Pipe	AR	090-067	—	—	—
1995-89	Cylinder Head	-	1"	1	555-017	565-017	—	570-004
1995-89	Cylinder Head	-	20mm	2	555-101	565-101	—	—
1995-89	Oil Gallery Pipe	-	1/4" Pipe	1	090-026	—	—	—
1995-89	Oil Gallery Pipe	-	1/8" Pipe	2	090-065	—	—	—
1995-89	Oil Gallery Pipe	-	3/8" Pipe	AR	—	490-072	—	—
1988	Block Pipe	-	3/8" Pipe	3	090-028	—	—	—
1988	Camshaft	-	2-7/64"	1	555-080	—	—	570-014
1988	Cylinder Head	-	1"	1	555-017	565-017	—	570-004
1988	Cylinder Head	-	20mm	2	555-101	565-101	—	—
1988	Oil Gallery Pipe	-	1/4" Pipe	3	090-026	—	—	—
1988	Oil Gallery Pipe	-	1/8" Pipe	1	090-046	—	—	—
L4 - 2.3 (140 CID)								
1994-89	Cylinder Head	-	1"	1	555-017	565-017	—	570-004
1994-89	Cylinder Head	-	20mm	2	555-101	565-101	—	—
1977-75	Block	Astre, Sunbird	1-5/8"	1	555-030	565-030	568-010	570-009
1977-75	Block	Astre, Sunbird	9/16"	1	555-008	565-008	—	—
1977-75	Block (.010 OS)	Astre, Sunbird	19/32"	AR	555-009	—	—	—
L4 - 2.4 (146 CID) - T								
2002-96	Block Pipe	-	1/4" Pipe	1	090-026	—	—	—
2002-96	Cylinder Head	-	1-1/4" SC	1	555-024	565-024	568-007	570-006
2002-96	Cylinder Head	-	3/4"	2	555-012	565-012	—	570-003
L4 - 2.5 (151 CID)								
1991-77	Engine Kit	-			557-042	567-042	—	—
1991-77	Block-Rear	-	1-61/64"	1	555-041	565-041	—	570-012
1991-77	Block-Side	-	41.5mm	3	555-087	—	—	570-009
1991-77	Camshaft	-	2-7/64"	1	555-080	—	—	570-014
1991-77	Cylinder Head	-	1-7/8"	1	555-038	565-038	—	570-012
1991-77	Cylinder Head	-	21.66mm	4	570-003	—	—	—
1991-77	Cylinder Head	-	41.5mm	1	555-087	—	—	570-009
1991-77	Oil Gallery	-	14.98mm H	1	555-114	—	—	—
1991-77	Oil Gallery	-	19/32"	2	555-009	—	—	—
1991-77	Oil Gallery Pipe	-	3/8" Pipe	1	090-028	—	—	—
L6 - 4.1 (250 CID)								
1976-68	Engine Kit	-			557-005	567-005	—	—
1976-68	Block-Rear	-	2-1/64"	1	555-045	565-045	—	570-014
1976-68	Block-Side	-	1-5/8"	3	555-030	565-030	568-010	570-009
1976-68	Camshaft	-	2-3/32"	1	555-085	—	—	—
1976-68	Camshaft	-	2-3/32" SC	1	555-049	565-049	—	570-014
1976-68	Camshaft	-	2-7/64"	1	555-080	—	—	570-014
1976-68	Cylinder Head	-	15/16"	3	555-016	565-016	—	570-004
1976-68	Oil Gallery	-	19/32"	1	555-009	—	—	—
1976-68	Oil Gallery Pipe	-	3/8" Pipe	1	090-028	—	—	—
V6 - 2.8 (173 CID)								
1989-79	Engine Kit	-			557-048	567-048	—	—
1989-79	Block	-	34.3mm	6	555-104	565-104	—	570-007
1989-79	Block	-	7/8"	1	555-014	565-014	—	570-004
1989-79	Block Pipe	-	1/4" Pipe	2	090-075	—	—	—
1989-79	Cylinder Head	-	1" SC	2	555-018	565-018	—	570-005
1989-79	Cylinder Head Pipe	-	1/4" Pipe	1	090-067	—	—	—
1989-79	Oil Gallery Pipe	-	1/4" Pipe	1	090-067	—	—	—
1989-79	Oil Gallery Pipe	-	1/4" Pipe	AR	090-068	—	—	—
1989-79	Oil Gallery Pipe	-	1/4" Pipe	AR	090-071	—	—	—
1989-79	Oil Gallery Pipe	-	1/8" Pipe	2	090-065	—	—	—
1989-79	Oil Gallery Pipe	-	1/8" Pipe	2	090-070	—	—	—
1989-79	Oil Gallery Pipe	-	3/8" Pipe	1	090-028	—	—	—
1989-79	Oil Gallery Pipe	-	3/8" Pipe	1	090-019	—	—	—
V6 - 3.0 (181 CID)								
1987-85	Block	-	1-7/32"	AR	555-022	—	—	570-006
1987-85	Block-Rear	-	1-1/8"	4	555-019	565-019	—	570-005
1987-85	Block-Side	-	1-1/2" SC	4	555-077	565-077	—	570-008
1987-85	Block-Side	-	1-9/16"	4	555-029	565-029	—	570-009
1987-85	Camshaft	-	1-61/64" SC	1	555-109	—	—	570-012
1987-85	Cylinder Head	-	1-1/8"	4	555-019	565-019	—	570-005
1987-85	Oil Gallery	-	5/8" SC	AR	555-011	565-011	—	—
1987-85	Oil Gallery Pipe	-	1/8" Pipe	AR	090-070	—	—	—

Expansion Plug Applications



Make/ Engine/Years	Location	Description	Size	Qty	Dorman Steel	Dorman Brass	Dorman Copper	Dorman Rubber
PONTIAC (continued)								
V6 - 3.1 (189 CID) - D								
1995-90	Block	Trans Sport Van	34.3mm	6	555-104	565-104	—	570-007
1995-90	Block Pipe	Trans Sport Van	1/4" Pipe	3	090-122	—	—	—
1995-90	Camshaft	Trans Sport Van	2-7/64"	1	555-170	—	—	—
1995-90	Oil Gallery Pipe	Trans Sport Van	1/8" Pipe	2	090-070	—	—	—
1995-90	Oil Gallery Pipe	Trans Sport Van	3/8" Pipe	3	090-019	—	—	—
V6 - 3.1 (189 CID) - J								
2003-00	Block	-	34.3mm	1	555-104	565-104	—	570-007
2003-00	Cylinder Head	-	1" SC	AR	555-018	565-018	—	570-005
V6 - 3.1 (189 CID) - M								
1999-94	Block	-	5/8"	1	555-168	—	—	—
1999-94	Block Pipe	-	1/4" Pipe	4	090-067	—	—	—
1999-94	Block Pipe	-	1/8" Pipe	1	090-070	—	—	—
1999-94	Block Pipe	-	3/8" Pipe	1	090-019	—	—	—
1999-94	Camshaft	-	2-7/64"	1	555-170	—	—	—
1999-94	Cylinder Head	-	1" SC	4	555-018	565-018	—	570-005
1999-94	Cylinder Head Pipe	-	1/4" Pipe	1	090-067	—	—	—
V6 - 3.1 (189 CID) - T								
1994-93	Block	-	34.3mm	6	555-104	565-104	—	570-007
1994-93	Block	-	5/8"	1	555-168	—	—	—
1994-93	Block Pipe	-	1/4" Pipe	2	090-122	—	—	—
1994-93	Block Pipe	-	3/8" Pipe	1	090-019	—	—	—
1994-93	Camshaft	-	2-7/64"	1	555-170	—	—	—
1994-93	Cylinder Head	-	1" SC	4	555-018	565-018	—	570-005
1994-93	Cylinder Head Pipe	-	1/4" Pipe	1	090-067	—	—	—
1994-93	Oil Gallery Pipe	-	1/4" Pipe	4	090-067	—	—	—
1994-93	Oil Gallery Pipe	-	1/8" Pipe	2	090-070	—	—	—
1992-88	Engine Kit	-	-	-	557-048	567-048	—	—
1992-88	Block	-	34.3mm	6	555-104	565-104	—	570-007
1992-88	Cylinder Head	-	1" SC	AR	555-018	565-018	—	570-005
1992-88	Cylinder Head Pipe	-	1/4" Pipe	1	090-067	—	—	—
1992-88	Intake Manifold	-	7/8"	1	555-014	565-014	—	570-004
1992-88	Oil Gallery Pipe	-	1/4" Pipe	1	090-067	—	—	—
1992-88	Oil Gallery Pipe	-	1/4" Pipe	2	—	490-075	—	—
1992-88	Oil Gallery Pipe	-	1/4" Pipe	AR	090-068	—	—	—
1992-88	Oil Gallery Pipe	-	1/4" Pipe	AR	090-071	—	—	—
1992-88	Oil Gallery Pipe	-	1/8" Pipe	2	090-065	—	—	—
1992-88	Oil Gallery Pipe	-	1/8" Pipe	2	090-070	—	—	—
1992-88	Oil Gallery Pipe	-	3/8" Pipe	1	090-019	—	—	—
1992-88	Oil Gallery Pipe	-	3/8" Pipe	1	090-028	—	—	—
V6 - 3.3 (204 CID)								
1993-92	Block-Side	-	1-1/2" SC	6	555-077	565-077	—	570-008
1993-92	Block-Side	-	1-9/16"	4	555-029	565-029	—	570-009
1993-92	Camshaft	-	1-61/64" SC	1	555-109	—	—	570-012
1993-92	Cylinder Head	-	1-1/8"	4	555-019	565-019	—	570-005
1993-92	Cylinder Head	-	1-7/32"	4	555-022	—	—	570-006
1993-92	Oil Gallery	-	19/32"	1	555-009	—	—	—
1993-92	Oil Gallery Pipe	-	1/4" Pipe	AR	—	490-075	—	—
1993-92	Oil Gallery Pipe	-	1/4" Pipe	AR	090-026	—	—	—
1993-92	Oil Gallery Pipe	-	1/4" Pipe	AR	090-067	—	—	—
1993-92	Oil Gallery Pipe	-	1/4" Pipe	AR	090-068	—	—	—
1993-92	Oil Gallery Pipe	-	3/8" Pipe	1	090-028	—	—	—
V6 - 3.4 (207 CID) - E								
2005-96	Block	-	34.3mm	6	555-104	565-104	—	570-007
2005-96	Block Pipe	-	1/4" Pipe	2	090-075	—	—	—
2005-96	Cylinder Head	-	1" SC	4	555-018	565-018	—	570-005
2005-96	Cylinder Head Pipe	-	1/4" Pipe	1	090-067	—	—	—
2005-96	Oil Gallery Pipe	-	1/4" Pipe	1	090-067	—	—	—
2005-96	Oil Gallery Pipe	-	1/4" Pipe	AR	090-068	—	—	—
2005-96	Oil Gallery Pipe	-	1/4" Pipe	AR	090-071	—	—	—
2005-96	Oil Gallery Pipe	-	1/8" Pipe	2	090-065	—	—	—
2005-96	Oil Gallery Pipe	-	1/8" Pipe	2	090-070	—	—	—
2005-96	Oil Gallery Pipe	-	3/8" Pipe	1	090-019	—	—	—
2005-96	Oil Gallery Pipe	-	3/8" Pipe	1	090-028	—	—	—
V6 - 3.4 (207 CID) - S								
1995-93	Block	Firebird	34.3mm	6	555-104	565-104	—	570-007
1995-93	Block Pipe	Firebird	1/4" Pipe	1	090-122	—	—	—
1995-93	Block Pipe	Firebird	1/4" Pipe	5	090-067	—	—	—
1995-93	Block Pipe	Firebird	1/8" Pipe	1	090-070	—	—	—
1995-93	Block Pipe	Firebird	1/8" Pipe	2	090-065	—	—	—
1995-93	Block Pipe	Firebird	3/8" Pipe	2	090-019	—	—	—
1995-93	Camshaft	Firebird	2-7/64"	1	555-170	—	—	—
V6 - 3.4 (207 CID) - X								
1997-91	Engine Kit	Grand Prix	-	-	557-107	567-107	—	—
1997-91	Block	Grand Prix	34.3mm	6	555-104	565-104	—	570-007
1997-91	Block Pipe	Grand Prix	1/4" Pipe	2	090-122	—	—	—
1997-91	Camshaft	Grand Prix	2-7/64"	1	555-170	—	—	—
1997-91	Cylinder Head	Grand Prix	34.3mm	2	555-104	565-104	—	570-007
1997-91	Cylinder Head Pipe	Grand Prix	1/4" Pipe	2	090-067	—	—	—
1997-91	Oil Gallery Pipe	Grand Prix	1/4" Pipe	2	090-067	—	—	—
1997-91	Oil Gallery Pipe	Grand Prix	1/8" Pipe	2	090-065	—	—	—

Expansion Plug Applications



Make/ Engine/Years	Location	Description	Size	Qty	Dorman Steel	Dorman Brass	Dorman Copper	Dorman Rubber
PONTIAC (continued)								
V6 - 3.5L (211 CID)								
2005	Camshaft	-	2-7/64"	1	555-080	—	—	570-014
2005	Cylinder Head	-	1" SC	4	555-018	565-018	—	570-005
2005	Oil Gallery	-	5/8"	1	555-168	—	—	—
V6 - 3.8 (229 CID)								
1983-80	Engine Kit	-			557-001	567-001	—	—
1983-80	Block	-	1-5/8"	6	555-030	565-030	568-010	570-009
1983-80	Camshaft	-	2-3/32"	1	555-085	—	—	—
1983-80	Camshaft	-	2-7/64"	1	555-080	—	—	570-014
1983-80	Oil Gallery	-	1/2"	3	555-005	565-005	—	—
1983-80	Oil Gallery Front	-	21/32"	1	555-090	—	—	—
1983-80	Oil Gallery Pipe	-	1/4" Pipe	5	090-026	—	—	—
V6 - 3.8 (231 CID) - 1,2,4								
2005-95	Block	w/Balance Shaft	1" SC	1	555-018	565-018	—	570-005
V6 - 3.8 (231 CID) - 1,3,7,C,K,L								
2005-88	Engine Kit	w/Balance Shaft			557-121	—	—	—
2005-88	Balance Shaft	w/Balance Shaft	1-61/64" SC	1	555-109	—	—	570-012
2005-88	Balance Shaft (.010 OS)	w/Balance Shaft	1-1/32"	1	555-165	—	—	—
2005-88	Block Pipe	w/Balance Shaft	1/4" Pipe	1	—	490-136	—	—
2005-88	Block Pipe	w/Balance Shaft	1/4" Pipe	2	090-026	—	—	—
2005-88	Block Pipe	w/Balance Shaft	1/8" Pipe	AR	090-070	—	—	—
2005-88	Block-Side	w/Balance Shaft	1-1/2" SC	6	555-077	565-077	—	570-008
2005-88	Block-Side	w/Balance Shaft	1-9/16"	AR	555-029	565-029	—	570-009
2005-88	Camshaft	w/Balance Shaft	1-1/32"	1	555-173	—	—	—
2005-88	Camshaft	w/Balance Shaft	1-61/64" SC	1	555-109	—	—	570-012
2005-88	Camshaft (.010 OS)	w/Balance Shaft	1-1/32"	1	555-165	—	—	—
2005-88	Cylinder Head	w/Balance Shaft	1-1/8"	4	555-019	565-019	—	570-005
2005-88	Cylinder Head	w/Balance Shaft	1-7/32"	AR	555-022	—	—	570-006
2005-88	Oil Gallery	w/Balance Shaft	19/32"	2	555-009	—	—	—
V6 - 3.8 (231 CID) - 2,3,A,C								
1985-75	Engine Kit	For blocks with 1-1/2" Plugs			557-019	567-019	—	—
1985-75	Block Pipe	-	1/4" Pipe	1	—	490-071	—	—
1985-75	Block Pipe	-	1/8" Pipe	AR	090-070	—	—	—
1985-75	Block-Rear	-	1-1/8"	4	555-019	565-019	—	570-005
1985-75	Block-Rear	-	1-7/32"	AR	555-022	—	—	570-006
1985-75	Block-Side	-	1-1/2" SC	4	555-077	565-077	—	570-008
1985-75	Block-Side	-	1-9/16"	4	555-029	565-029	—	570-009
1985-75	Camshaft	-	1-59/64" SC	1	555-075	—	—	570-012
1985-75	Cylinder Head	-	1-1/8"	4	555-019	565-019	—	570-005
1985-75	Cylinder Head	-	1-1/8" SC	4	555-020	565-020	—	570-005
1985-75	Cylinder Head	-	1-7/32"	4	555-022	—	—	570-006
1985-75	Oil Gallery	-	1" AR	AR	555-017	565-017	—	570-004
1985-75	Oil Gallery	-	19/32"	1	555-009	—	—	—
1985-75	Oil Gallery	-	5/8" SC	2	555-011	565-011	—	—
1985-75	Oil Gallery Pipe	-	1/4" Pipe	AR	090-068	—	—	—
1985-75	Oil Gallery Pipe	-	1/4" Pipe	1	—	490-075	—	—
1985-75	Oil Gallery Pipe	-	1/4" Pipe	2	090-026	—	—	—
1985-75	Oil Gallery Pipe	-	3/8" Pipe	1	090-028	—	—	—
V6 - 3.8 (231 CID) - 3,A,C								
1988-86	Engine Kit	wo/Balance Shaft For blocks with 1-1/2" Plugs			557-019	567-019	—	—
1988-86	Block Pipe	wo/Balance Shaft	1/4" Pipe	1	—	490-071	—	—
1988-86	Block Pipe	wo/Balance Shaft	1/8" Pipe	AR	090-070	—	—	—
1988-86	Block-Rear	wo/Balance Shaft	1-1/8"	4	555-019	565-019	—	570-005
1988-86	Block-Rear	wo/Balance Shaft	1-7/32"	AR	555-022	—	—	570-006
1988-86	Block-Side	wo/Balance Shaft	1-1/2" SC	4	555-077	565-077	—	570-008
1988-86	Block-Side	wo/Balance Shaft	1-9/16"	4	555-029	565-029	—	570-009
1988-86	Camshaft	wo/Balance Shaft	1-61/64" SC	1	555-109	—	—	570-012
1988-86	Cylinder Head	wo/Balance Shaft	1-1/8"	4	555-019	565-019	—	570-005
1988-86	Cylinder Head	wo/Balance Shaft	1-1/8" SC	4	555-020	565-020	—	570-005
1988-86	Cylinder Head	wo/Balance Shaft	1-7/32"	4	555-022	—	—	570-006
1988-86	Oil Gallery	wo/Balance Shaft	1" AR	AR	555-017	565-017	—	570-004
1988-86	Oil Gallery	wo/Balance Shaft	19/32"	1	555-009	—	—	—
1988-86	Oil Gallery	wo/Balance Shaft	5/8" SC	2	555-011	565-011	—	—
1988-86	Oil Gallery Pipe	wo/Balance Shaft	1/4" Pipe	1	—	490-075	—	—
1988-86	Oil Gallery Pipe	wo/Balance Shaft	1/4" Pipe	2	090-026	—	—	—
1988-86	Oil Gallery Pipe	wo/Balance Shaft	1/4" Pipe	AR	090-068	—	—	—
1988-86	Oil Gallery Pipe	wo/Balance Shaft	3/8" Pipe	1	090-028	—	—	—
V6 - 4.1 (252 CID) - 4								
1982	Engine Kit	For blocks with 1-1/2" Plugs			557-019	567-019	—	—
1982	Block Pipe	-	1/4" Pipe	1	—	490-071	—	—
1982	Block Pipe	-	1/8" Pipe	AR	090-070	—	—	—
1982	Block-Rear	-	1-1/8"	4	555-019	565-019	—	570-005
1982	Block-Rear	-	1-7/32"	4	555-022	—	—	570-006
1982	Block-Side	-	1-1/2" SC	4	555-077	565-077	—	570-008
1982	Block-Side	-	1-9/16"	4	555-029	565-029	—	570-009
1982	Camshaft	-	1-59/64" SC	1	555-075	—	—	570-012
1982	Camshaft	-	1-61/64" SC	1	555-109	—	—	570-012
1982	Cylinder Head	-	1-1/8"	4	555-019	565-019	—	570-005
1982	Cylinder Head	-	1-7/32"	4	555-022	—	—	570-006
1982	Oil Gallery	-	1" AR	AR	555-017	565-017	—	570-004
1982	Oil Gallery	-	19/32"	1	555-009	—	—	—
1982	Oil Gallery	-	5/8" SC	2	555-011	565-011	—	—

Expansion Plug Applications



Make/ Engine/Years	Location	Description	Size	Qty	Dorman Steel	Dorman Brass	Dorman Copper	Dorman Rubber
PONTIAC (continued)								
V6 - 4.1 (252 CID) - 4 (continued)								
1982	Oil Gallery	Pipe	1/4"	1	—	490-075	—	—
1982	Oil Gallery	Pipe	1/4"	2	090-026	—	—	—
1982	Oil Gallery	Pipe	1/4"	AR	090-068	—	—	—
1982	Oil Gallery	Pipe	3/8"	1	090-028	—	—	—
V6 - 4.3 (260 CID) - T								
1985-82	Engine Kit	Diesel			557-025	567-025	—	—
1985-82	Block-Side	Diesel	1-1/2"	6	555-028	565-028	568-009	570-008
1985-82	Block-Side	Diesel	1-1/2" SC	6	555-077	565-077	—	570-008
1985-82	Block-Side	Diesel	1-61/64" SC	6	555-109	—	—	570-012
1985-82	Cylinder Head	Diesel	1-1/4"	4	555-023	565-023	568-007	570-006
1985-82	Oil Gallery	Diesel	29/32" (0.914")	1	555-113	—	—	570-004
1985-82	Oil Gallery	Diesel	29/32" (0.925")	1	555-015	565-015	—	570-004
1985-82	Oil Gallery Pipe	Diesel	3/8"	1	090-077	—	—	—
V6 - 4.3 (262 CID)								
1987-85	Block	-	1-5/8"	6	555-030	565-030	568-010	570-009
1987-85	Camshaft	-	2-3/32"	1	555-085	—	—	—
1987-85	Camshaft	-	2-7/64"	1	555-080	—	—	570-014
1987-85	Oil Gallery	-	1/2"	3	555-005	565-005	—	—
1987-85	Oil Gallery Front	-	21/32"	1	555-090	—	—	—
1987-85	Oil Gallery Pipe	-	1/4"	5	090-026	—	—	—
V8 - 4.3 (260 CID)								
1976-75	Engine Kit	-			557-025	567-025	—	—
1976-75	Block	-	1-1/2"	6	555-028	565-028	568-009	570-008
1976-75	Block	-	1-1/2" SC	6	555-077	565-077	—	570-008
1976-75	Camshaft	-	2-3/32"	1	555-085	—	—	—
1976-75	Camshaft	-	2-3/32" SC	1	555-049	565-049	—	570-014
1976-75	Camshaft	-	2-7/64"	1	555-080	—	—	570-014
1976-75	Cylinder Head	-	1-1/4"	4	555-023	565-023	568-007	570-006
1976-75	Oil Gallery	-	29/32" (0.914")	1	555-113	—	—	570-004
1976-75	Oil Gallery	-	29/32" (0.925")	1	555-015	565-015	—	570-004
1976-75	Oil Gallery Pipe	-	1/2" Pipe	AR	090-022	—	—	—
1976-75	Oil Gallery Pipe	-	11/16"-16	1	090-069	—	—	—
1976-75	Oil Gallery Pipe	-	3/8" Pipe	1	090-077	—	—	—
1976-75	Oil Gallery Pipe	-	3/8" Pipe	2	090-028	—	—	—
1976-75	Oil Gallery Pipe	-	3/8" Pipe	AR	—	490-072	—	—
V8 - 4.3 (265 CID) - S								
1981-80	Engine Kit	-			557-001	567-001	—	—
1981-80	Block	-	1-5/8"	8	555-030	565-030	568-010	570-009
1981-80	Block-Drain Pipe	-	1/4" Pipe	2	—	490-075	—	—
1981-80	Camshaft	-	2-3/32"	1	555-085	—	—	—
1981-80	Camshaft	-	2-3/32" SC	1	555-049	565-049	—	570-014
1981-80	Camshaft	-	2-7/64"	1	555-080	—	—	570-014
1981-80	Oil Gallery	-	1/2"	3	555-005	565-005	—	—
1981-80	Oil Gallery Pipe	-	1/4" Pipe	AR	090-067	—	—	—
1981-80	Oil Gallery Pipe	-	1/4" Pipe	AR	090-068	—	—	—
1981-80	Oil Gallery Pipe	-	1/4" Pipe	AR	090-071	—	—	—
1981-80	Oil Gallery Pipe	-	1/4" Pipe	6	090-026	—	—	—
1981-80	Oil Gallery Pipe	-	1/8" Pipe	AR	090-070	—	—	—
V8 - 4.6L (281 CID)								
2005-04	Cylinder Head	-	1-1/4" SC	2	555-024	565-024	568-007	570-006
V8 - 4.9 (301 CID)								
1981-77	Engine Kit	-			557-016	567-016	—	—
1981-77	Block	-	1-61/64"	8	555-041	565-041	—	570-012
1981-77	Camshaft	-	2-3/64" SC	1	555-047	565-047	—	570-014
1981-77	Cylinder Head	-	1-3/16"	1	555-086	—	—	570-006
1981-77	Cylinder Head	-	1-3/8"	4	555-025	565-025	568-008	570-007
1981-77	Oil Gallery	-	15/16"	1	555-016	565-016	—	570-004
1981-77	Oil Gallery	-	9/16"	2	555-008	565-008	—	—
1981-77	Oil Gallery Pipe	-	3/8" Pipe	2	090-028	—	—	—
V8 - 5.0 (305 CID)								
1992-77	Engine Kit	-			557-001	567-001	—	—
1992-77	Block	-	1-5/8"	8	555-030	565-030	568-010	570-009
1992-77	Block-Drain Pipe	-	1/4" Pipe	2	—	490-075	—	—
1992-77	Camshaft	-	2-3/32"	1	555-085	—	—	—
1992-77	Camshaft	-	2-3/32" SC	1	555-049	565-049	—	570-014
1992-77	Camshaft	-	2-7/64"	1	555-080	—	—	570-014
1992-77	Oil Gallery	-	1/2"	3	555-005	565-005	—	—
1992-77	Oil Gallery Pipe	-	1/4" Pipe	AR	090-071	—	—	—
1992-77	Oil Gallery Pipe	-	1/4" Pipe	AR	090-068	—	—	—
1992-77	Oil Gallery Pipe	-	1/4" Pipe	AR	090-067	—	—	—
1992-77	Oil Gallery Pipe	-	1/4" Pipe	6	090-026	—	—	—
1992-77	Oil Gallery Pipe	-	1/8" Pipe	AR	090-070	—	—	—
V8 - 5.0 (307 CID)								
1989-81	Engine Kit	-			557-025	567-025	—	—
1989-81	Block	-	1-1/2"	6	555-028	565-028	568-009	570-008
1989-81	Block	-	1-1/2" SC	6	555-077	565-077	—	570-008
1989-81	Camshaft	-	2-3/32"	1	555-085	—	—	—
1989-81	Camshaft	-	2-3/32" SC	1	555-049	565-049	—	570-014
1989-81	Camshaft	-	2-7/64"	1	555-080	—	—	570-014
1989-81	Cylinder Head	-	1-1/4"	4	555-023	565-023	568-007	570-006
1989-81	Oil Gallery	-	29/32" (0.914")	1	555-113	—	—	570-004

Expansion Plug Applications



Expansion Plug Applications

8

Make/ Engine/Years	Location	Description	Size	Qty	Dorman Steel	Dorman Brass	Dorman Copper	Dorman Rubber
PONTIAC (continued)								
V8 - 5.0 (307 CID) (continued)								
1989-81	Oil Gallery	-	29/32" (0.925")	1	555-015	565-015	—	570-004
1989-81	Oil Gallery Pipe	-	1/2" Pipe	AR	090-022	—	—	—
1989-81	Oil Gallery Pipe	-	11/16"-16	1	090-069	—	—	—
1989-81	Oil Gallery Pipe	-	3/8" Pipe	1	090-077	—	—	—
1989-81	Oil Gallery Pipe	-	3/8" Pipe	2	090-028	—	—	—
1989-81	Oil Gallery Pipe	-	3/8" Pipe	AR	—	490-072	—	—
1972-71	Engine Kit	-	—	—	557-001	567-001	—	—
1972-71	Block	-	1-5/8"	8	555-030	565-030	568-010	570-009
1972-71	Camshaft	-	2-3/32"	1	555-085	—	—	—
1972-71	Camshaft	-	2-3/32" SC	1	555-049	565-049	—	570-014
1972-71	Camshaft	-	2-7/64"	1	555-080	—	—	570-014
1972-71	Oil Gallery	-	1/2"	3	555-005	565-005	—	—
V8 - 5.7 (350 CID)								
1971-68	Engine Kit	-	—	—	557-001	567-001	—	—
1971-68	Block	-	1-5/8"	8	555-030	565-030	568-010	570-009
1971-68	Camshaft	-	2-3/32"	1	555-085	—	—	—
1971-68	Camshaft	-	2-3/32" SC	1	555-049	565-049	—	570-014
1971-68	Camshaft	-	2-7/64"	1	555-080	—	—	570-014
1971-68	Oil Gallery	-	1/2"	3	555-005	565-005	—	—
1971-68	Oil Gallery Pipe	-	1/4" Pipe	5	090-026	—	—	—
V8 - 5.7 (350 CID) - 8								
1992-87	Block	-	1-5/8"	2	555-030	565-030	568-010	570-009
1992-87	Block	-	41.5mm	2	555-087	—	—	570-009
1992-87	Camshaft	-	2-7/64"	1	555-170	—	—	—
1992-87	Oil Gallery	-	1/2"	3	555-005	565-005	—	—
1992-87	Oil Gallery	-	15/32"	1	555-172	—	—	—
1992-87	Oil Gallery	-	9/16"	2	555-171	—	—	—
1992-87	Oil Gallery Pipe	-	1/4" Pipe	5	090-026	—	—	—
V8 - 5.7 (350 CID) - A								
1974	Engine Kit	-	—	—	557-001	567-001	—	—
1974	Block	-	1-5/8"	8	555-030	565-030	568-010	570-009
1974	Camshaft	-	2-3/32"	1	555-085	—	—	—
1974	Camshaft	-	2-3/32" SC	1	555-049	565-049	—	570-014
1974	Camshaft	-	2-7/64"	1	555-080	—	—	570-014
1974	Oil Gallery	-	1/2"	3	555-005	565-005	—	—
1974	Oil Gallery Pipe	-	1/4" Pipe	5	090-026	—	—	—
V8 - 5.7 (350 CID) - B								
1974	Engine Kit	-	—	—	557-001	567-001	—	—
1974	Block	-	1-5/8"	8	555-030	565-030	568-010	570-009
1974	Camshaft	-	2-3/32"	1	555-085	—	—	—
1974	Camshaft	-	2-3/32" SC	1	555-049	565-049	—	570-014
1974	Camshaft	-	2-7/64"	1	555-080	—	—	570-014
1974	Oil Gallery	-	1/2"	3	555-005	565-005	—	—
1974	Oil Gallery Pipe	-	1/4" Pipe	5	090-026	—	—	—
V8 - 5.7 (350 CID) - E								
1975	Engine Kit	-	—	—	557-001	567-001	—	—
1975	Block	-	1-5/8"	8	555-030	565-030	568-010	570-009
1975	Camshaft	-	2-3/32"	1	555-085	—	—	—
1975	Camshaft	-	2-3/32" SC	1	555-049	565-049	—	570-014
1975	Camshaft	-	2-7/64"	1	555-080	—	—	570-014
1975	Oil Gallery	-	1/2"	3	555-005	565-005	—	—
1975	Oil Gallery Pipe	-	1/4" Pipe	5	090-026	—	—	—
V8 - 5.7 (350 CID) - G								
2005-98	Block	-	1" SC	1	555-018	565-018	—	570-005
2005-98	Cylinder Head	-	1-1/4" SC	2	555-024	565-024	568-007	570-006
2005-98	Oil Gallery	-	5/8"	1	555-168	—	—	—
V8 - 5.7 (350 CID) - H								
1976-75	Engine Kit	-	—	—	557-019	567-019	—	—
1976-75	Block	-	1-1/2"	6	555-028	565-028	568-009	570-008
1976-75	Block	-	1-1/2" SC	6	555-077	565-077	—	570-008
1976-75	Camshaft	-	1-59/64" SC	1	555-075	—	—	570-012
1976-75	Cylinder Head	-	1-1/8"	4	555-019	565-019	—	570-005
1976-75	Cylinder Head	-	1-7/32"	AR	555-022	—	—	570-006
1976-75	Oil Gallery	-	19/32"	2	555-009	—	—	—
1976-75	Oil Gallery	-	5/8" SC	AR	555-011	565-011	—	—
1976-75	Oil Gallery Pipe	-	1/4" Pipe	2	090-026	—	—	—
V8 - 5.7 (350 CID) - J								
1976-75	Engine Kit	-	—	—	557-019	567-019	—	—
1976-75	Block	-	1-1/2"	6	555-028	565-028	568-009	570-008
1976-75	Block	-	1-1/2" SC	6	555-077	565-077	—	570-008
1976-75	Camshaft	-	1-59/64" SC	1	555-075	—	—	570-012
1976-75	Cylinder Head	-	1-1/8"	4	555-019	565-019	—	570-005
1976-75	Cylinder Head	-	1-7/32"	AR	555-022	—	—	570-006
1976-75	Oil Gallery	-	19/32"	2	555-009	—	—	—
1976-75	Oil Gallery	-	5/8" SC	AR	555-011	565-011	—	—
1976-75	Oil Gallery Pipe	-	1/4" Pipe	2	090-026	—	—	—
V8 - 5.7 (350 CID) - L								
1979-77	Engine Kit	-	—	—	557-001	567-001	—	—
1979-77	Block	-	1-5/8"	8	555-030	565-030	568-010	570-009
1979-77	Camshaft	-	2-3/32"	1	555-085	—	—	—
1979-77	Camshaft	-	2-3/32" SC	1	555-049	565-049	—	570-014

Expansion Plug Applications



Make/ Engine/Years	Location	Description	Size	Qty	Dorman Steel	Dorman Brass	Dorman Copper	Dorman Rubber
PONTIAC (continued)								
V8 - 5.7 (350 CID) - L (continued)								
1979-77	Camshaft	-	2-7/64"	1	555-080	—	—	570-014
1979-77	Oil Gallery	-	1/2"	3	555-005	565-005	—	—
1979-77	Oil Gallery Pipe	-	1/4" Pipe	5	090-026	—	—	—
V8 - 5.7 (350 CID) - M								
1976-72	Engine Kit	-			557-001	567-001	—	—
1976-72	Block	-	1-5/8"	8	555-030	565-030	568-010	570-009
1976-72	Camshaft	-	2-3/32"	1	555-085	—	—	—
1976-72	Camshaft	-	2-3/32" SC	1	555-049	565-049	—	570-014
1976-72	Camshaft	-	2-7/64"	1	555-080	—	—	570-014
1976-72	Oil Gallery	-	1/2"	3	555-005	565-005	—	—
1976-72	Oil Gallery Pipe	-	1/4" Pipe	5	090-026	—	—	—
V8 - 5.7 (350 CID) - N								
1985-80	Engine Kit	Diesel			557-025	567-025	—	—
1985-80	Block	Diesel	1-1/2"	6	555-028	565-028	568-009	570-008
1985-80	Block	Diesel	1-1/2" SC	6	555-077	565-077	—	570-008
1985-80	Camshaft	Diesel	2-3/32"	1	555-085	—	—	—
1985-80	Camshaft	Diesel	2-3/32" SC	1	555-049	565-049	—	570-014
1985-80	Camshaft	Diesel	2-7/64"	1	555-080	—	—	570-014
1985-80	Cylinder Head	Diesel	1-1/4"	4	555-023	565-023	568-007	570-006
1985-80	Oil Gallery	Diesel	29/32" (0.914")	1	555-113	—	—	570-004
1985-80	Oil Gallery	Diesel	29/32" (0.925")	1	555-015	565-015	—	570-004
1985-80	Oil Gallery Pipe	Diesel	1/2" Pipe	AR	090-022	—	—	—
1985-80	Oil Gallery Pipe	Diesel	11/16"-16	1	090-069	—	—	—
1985-80	Oil Gallery Pipe	Diesel	3/8" Pipe	1	090-077	—	—	—
1985-80	Oil Gallery Pipe	Diesel	3/8" Pipe	2	090-028	—	—	—
1985-80	Oil Gallery Pipe	Diesel	3/8" Pipe	AR	—	490-072	—	—
1974-72	Engine Kit	-			557-001	567-001	—	—
1974-72	Block	-	1-5/8"	8	555-030	565-030	568-010	570-009
1974-72	Camshaft	-	2-3/32"	1	555-085	—	—	—
1974-72	Camshaft	-	2-3/32" SC	1	555-049	565-049	—	570-014
1974-72	Camshaft	-	2-7/64"	1	555-080	—	—	570-014
1974-72	Oil Gallery	-	1/2"	3	555-005	565-005	—	—
1974-72	Oil Gallery Pipe	-	1/4" Pipe	5	090-026	—	—	—
V8 - 5.7 (350 CID) - P								
1997-93	Engine Kit	-			557-108	—	—	—
1997-93	Block	-	1-5/8"	8	555-030	565-030	568-010	570-009
1997-93	Block	-	15/32"	1	555-172	—	—	—
1997-93	Block Pipe	-	1/4" Pipe	1	090-122	—	—	—
1997-93	Camshaft	-	2-7/64"	1	555-170	—	—	—
1997-93	Cylinder Head Pipe	-	1/4" Pipe	2	090-071	—	—	—
1997-93	Cylinder Head Pipe	-	3/8" Pipe	1	090-019	—	—	—
1997-93	Oil Gallery	-	1/2"	3	555-005	565-005	—	—
1997-93	Oil Gallery	-	15/32"	1	555-172	—	—	—
1997-93	Oil Gallery	-	9/16"	2	555-171	—	—	—
1997-93	Oil Gallery Pipe	-	1/8" Pipe	1	090-070	—	—	—
1977-76	Engine Kit	-			557-016	567-016	—	—
1977-76	Block	-	1-61/64"	8	555-041	565-041	—	570-012
1977-76	Camshaft	-	2-3/64" SC	1	555-047	565-047	—	570-014
1977-76	Cylinder Head	-	1-3/16"	1	555-086	—	—	570-006
1977-76	Cylinder Head	-	1-3/8"	4	555-025	565-025	568-008	570-007
1977-76	Oil Gallery	-	15/16"	1	555-016	565-016	—	570-004
1977-76	Oil Gallery	-	9/16"	2	555-008	565-008	—	—
1977-76	Oil Gallery Pipe	-	3/8" Pipe	2	090-028	—	—	—
V8 - 5.7 (350 CID) - R								
1980-77	Engine Kit	-			557-025	567-025	—	—
1980-77	Block	-	1-1/2"	6	555-028	565-028	568-009	570-008
1980-77	Block	-	1-1/2" SC	6	555-077	565-077	—	570-008
1980-77	Camshaft	-	2-3/32"	1	555-085	—	—	—
1980-77	Camshaft	-	2-3/32" SC	1	555-049	565-049	—	570-014
1980-77	Camshaft	-	2-7/64"	1	555-080	—	—	570-014
1980-77	Cylinder Head	-	1-1/4"	4	555-023	565-023	568-007	570-006
1980-77	Oil Gallery	-	29/32" (0.914")	1	555-113	—	—	570-004
1980-77	Oil Gallery	-	29/32" (0.925")	1	555-015	565-015	—	570-004
1980-77	Oil Gallery Pipe	-	1/2" Pipe	AR	090-022	—	—	—
1980-77	Oil Gallery Pipe	-	11/16"-16	1	090-069	—	—	—
1980-77	Oil Gallery Pipe	-	3/8" Pipe	AR	—	490-072	—	—
1980-77	Oil Gallery Pipe	-	3/8" Pipe	1	090-077	—	—	—
1980-77	Oil Gallery Pipe	-	3/8" Pipe	2	090-028	—	—	—
V8 - 5.7 (350 CID) - X								
1980-78	Engine Kit	-			557-019	567-019	—	—
1980-78	Block	-	1-1/2"	6	555-028	565-028	568-009	570-008
1980-78	Block	-	1-1/2" SC	6	555-077	565-077	—	570-008
1980-78	Camshaft	-	1-59/64" SC	1	555-075	—	—	570-012
1980-78	Cylinder Head	-	1-1/8"	4	555-019	565-019	—	570-005
1980-78	Cylinder Head	-	1-7/32"	AR	555-022	—	—	570-006
1980-78	Oil Gallery	-	19/32"	2	555-009	—	—	—
1980-78	Oil Gallery	-	5/8" SC	AR	555-011	565-011	—	—
1980-78	Oil Gallery Pipe	-	1/4" Pipe	2	090-026	—	—	—
V8 - 6.0L (364 CID)								
2005	Block	-	1" SC	1	555-018	565-018	—	570-005
2005	Cylinder Head	-	1-1/4" SC	2	555-024	565-024	568-007	570-006

Expansion Plug Applications



Make/ Engine/Years	Location	Description	Size	Qty	Dorman Steel	Dorman Brass	Dorman Copper	Dorman Rubber
PONTIAC (continued)								
V8 - 6.0L (364 CID) (continued)								
2005	Oil Gallery	-	5/8"	1	555-168	—	—	—
V8 - 6.6 (400 CID)								
1979-67	Engine Kit	-			557-016	567-016	—	—
1979-67	Block	-	1-61/64"	8	555-041	565-041	—	570-012
1979-67	Camshaft	-	2-3/64" SC	1	555-047	565-047	—	570-014
1979-67	Cylinder Head	-	1-3/16"	1	555-086	—	—	570-006
1979-67	Cylinder Head	-	1-3/8"	4	555-025	565-025	568-008	570-007
1979-67	Oil Gallery	-	15/16"	1	555-016	565-016	—	570-004
1979-67	Oil Gallery	-	9/16"	2	555-008	565-008	—	—
1979-67	Oil Gallery Pipe	-	3/8" Pipe	2	090-028	—	—	—
V8 - 6.6 (403 CID)								
1979-77	Engine Kit	-			557-025	567-025	—	—
1979-77	Block	-	1-1/2"	6	555-028	565-028	568-009	570-008
1979-77	Block	-	1-1/2" SC	6	555-077	565-077	—	570-008
1979-77	Camshaft	-	2-3/32"	1	555-085	—	—	—
1979-77	Camshaft	-	2-3/32" SC	1	555-049	565-049	—	570-014
1979-77	Camshaft	-	2-7/64"	1	555-080	—	—	570-014
1979-77	Cylinder Head	-	1-1/4"	4	555-023	565-023	568-007	570-006
1979-77	Oil Gallery	-	29/32" (0.914")	1	555-113	—	—	570-004
1979-77	Oil Gallery	-	29/32" (0.925")	1	555-015	565-015	—	570-004
1979-77	Oil Gallery Pipe	-	1/2" Pipe	AR	090-022	—	—	—
1979-77	Oil Gallery Pipe	-	11/16"-16	1	090-069	—	—	—
1979-77	Oil Gallery Pipe	-	3/8" Pipe	1	090-077	—	—	—
1979-77	Oil Gallery Pipe	-	3/8" Pipe	2	090-028	—	—	—
1979-77	Oil Gallery Pipe	-	3/8" Pipe	AR	—	490-072	—	—
V8 - 7.5 (455 CID)								
1976-70	Engine Kit	-			557-016	567-016	—	—
1976-70	Block	-	1-61/64"	8	555-041	565-041	—	570-012
1976-70	Camshaft	-	2-3/64" SC	1	555-047	565-047	—	570-014
1976-70	Cylinder Head	-	1-3/16"	1	555-086	—	—	570-006
1976-70	Cylinder Head	-	1-3/8"	4	555-025	565-025	568-008	570-007
1976-70	Oil Gallery	-	15/16"	1	555-016	565-016	—	570-004
1976-70	Oil Gallery	-	9/16"	2	555-008	565-008	—	—
1976-70	Oil Gallery Pipe	-	3/8" Pipe	2	090-028	—	—	—
PORSCHE								
H4 - 2.0 (1983cc)								
1982-80	Engine Kit	Inc.Turbo			557-039	567-039	—	—
1982-80	Block	Inc.Turbo	36.5mm	5	555-103	565-103	—	570-008
L4 - 2.5 (2475cc)								
1989-83	Block	Inc.Turbo	1" SC	2	555-091	—	—	570-004
L4 - 2.7 (2688cc)								
1989	Block	-	1" SC	2	555-091	—	—	570-004
L4 - 3.0 (2983cc)								
1994-92	Block	-	1" SC	2	555-091	—	—	570-004
L4 - 3.0 (2999cc)								
1995-81	Block	-	1" SC	2	555-091	—	—	570-004
RENAULT								
L4 - 1.4 (1397cc)								
1983-80	Cylinder Head	-	45mm	2	555-098	565-098	—	570-011
L4 - 1.4 (85 CID)								
1987-83	Cylinder Head	-	45mm	2	555-098	565-098	—	570-011
L4 - 1.6 (1565cc)								
1984-82	Block	-	28mm	1	555-117	—	—	570-005
L4 - 1.6 (1565cc) - R15								
1976-72	Block	-	28mm	AR	555-117	—	—	570-005
1976-72	Block	-	41/64"	AR	555-136	—	—	—
1976-72	Block	-	7/16"	2	555-002	—	—	—
1976-72	Cylinder Head	-	1" SC	AR	555-091	—	—	570-004
L4 - 1.6 (1647cc)								
1983-81	Block	-	28mm	1	555-117	—	—	570-005
L4 - 2.2 (2152cc) - R18								
1986-80	Block	-	11/16"	AR	555-138	—	—	—
1986-80	Block	-	28mm	AR	555-117	—	—	570-005
1986-80	Cylinder Head	-	11/16"	AR	555-138	—	—	—
1986-80	Cylinder Head	-	45mm	2	555-098	565-098	—	570-011
SAAB								
L4 - 2.0 (1985cc)								
1981-73	Engine Kit	99 (Exc.H Type)			557-120	—	—	—
1981-73	Engine Kit	99 (H Type)			557-119	—	—	—
1981-73	Block	99 (Exc.H Type)	1-41/64"	3	555-068	565-068	—	570-010
1981-73	Block	99 (Exc.H Type)	1-5/64"	1	555-187	—	—	—
1981-73	Block	99 (H Type)	1-41/64"	3	555-068	565-068	—	570-010
1981-73	Block Pipe	99 (Exc.H Type)	1/8" Pipe	1	090-046	—	—	—
1981-73	Cylinder Head	99 (Exc.H Type)	1-5/64"	2	555-187	—	—	—
1981-73	Cylinder Head	99 (H Type)	28mm	2	555-117	—	—	570-005
L4 - 2.0 (1985cc) - B201								
1984-81	Engine Kit	900			557-120	—	—	—
1984-81	Block	900	1-41/64"	3	555-068	565-068	—	570-010
1984-81	Cylinder Head	900	28mm	2	555-117	—	—	570-005
1980-79	Engine Kit	900			557-120	—	—	—
1980-79	Block	900	1-41/64"	3	555-068	565-068	—	570-010

Expansion Plug Applications



Make/ Engine/Years	Location	Description	Size	Qty	Dorman Steel	Dorman Brass	Dorman Copper	Dorman Rubber
SAAB (continued)								
L4 - 2.0 (1985cc) - B201 (continued)								
1980-79	Block	900	1-5/64"	1	555-187	—	—	—
1980-79	Block Pipe	900	1/8" Pipe	1	090-046	—	—	—
1980-79	Cylinder Head	900	1-5/64"	2	555-187	—	—	—
L4 - 2.0 (1985cc) - B201L								
1993-85	Engine Kit	900			557-119	—	—	—
1993-85	Block	900	1-41/64"	3	555-068	565-068	—	570-010
1993-85	Cylinder Head	900	28mm	1	555-117	—	—	570-005
L4 - 2.0 (1985cc) - B202								
1993-86	Engine Kit	9000			557-118	—	—	—
1993-86	Block	9000	1-41/64"	2	555-068	565-068	—	570-010
1993-86	Block	9000	28mm	2	555-117	—	—	570-005
1993-86	Cylinder Head	9000	12.1mm	3	555-106	—	—	—
1993-86	Cylinder Head	9000	28mm	2	555-117	—	—	570-005
L4 - 2.0 (1985cc) - B202L								
1989-84	Engine Kit	9000			557-119	—	—	—
1989-84	Block	9000	1-41/64"	3	555-068	565-068	—	570-010
1989-84	Cylinder Head	9000	28mm	2	555-117	—	—	570-005
L4 - 2.0 (1985cc) - B234I								
1998-94	Block	900	1-25/32"	2	555-156	—	—	—
1998-94	Block	900	1-27/64"	7	555-169	—	—	—
1998-94	Block	900	28mm	1	555-117	—	—	570-005
1998-94	Cylinder Head	900	12.1mm	3	555-106	—	—	—
1998-94	Cylinder Head	900	28mm	2	555-117	—	—	570-005
L4 - 2.1 (2119cc)								
1994-91	Block	-	1-25/32"	2	555-156	—	—	—
1994-91	Block	-	1-27/64"	7	555-169	—	—	—
1994-91	Block	-	1-41/64"	2	555-068	565-068	—	570-010
1994-91	Block	-	28mm	1	555-117	—	—	570-005
1994-91	Cylinder Head	-	12.1mm	3	555-106	—	—	—
1994-91	Cylinder Head	-	28mm	2	555-117	—	—	570-005
L4 - 2.3 (2290cc)								
1998-90	Block	-	1-25/32"	2	555-156	—	—	—
1998-90	Block	-	1-27/64"	7	555-169	—	—	—
1998-90	Block	-	28mm	1	555-117	—	—	570-005
1998-90	Cylinder Head	-	12.1mm	3	555-106	—	—	—
1998-90	Cylinder Head	-	28mm	2	555-117	—	—	570-005
V6 - 2.5 (2498cc)								
1997-94	Block Pipe	-	M10x1.5	3	090-143	—	—	—
1997-94	Block Pipe	-	M14x1.5	3	090-144	—	—	—
1997-94	Block Pipe	-	M30x1.5	3	090-145	—	—	—
1997-94	Cylinder Head	-	61/64"	8	555-125	—	—	570-004
1997-94	Cylinder Head Pipe	-	M10x1.5	8	090-143	—	—	—
V6 - 3.0 (2961cc)								
1997-95	Block Pipe	-	M10x1.5	3	090-143	—	—	—
1997-95	Block Pipe	-	M14x1.5	3	090-144	—	—	—
1997-95	Block Pipe	-	M30x1.5	3	090-145	—	—	—
1997-95	Cylinder Head	-	61/64"	8	555-125	—	—	570-004
1997-95	Cylinder Head	-	63/64"	1	555-188	—	—	—
1997-95	Cylinder Head Pipe	-	M10x1.5	8	090-143	—	—	—
1997-95	Cylinder Head Pipe	-	M22x1.5	1	090-142	—	—	—
SATURN								
L4 - 1.9 (116 CID)								
2002-91	Oil Gallery	DOHC	33/64"	7	555-163	—	—	—
2002-91	Oil Gallery	SOHC	33/64"	2	555-163	—	—	—
2000-91	Cylinder Head	SOHC	1-53/64"	1	555-083	—	—	570-011
SUBARU								
H4 - 1.3 (1267cc)								
1972-70	Block Pipe	-	1/4" Pipe	3	090-026	—	—	—
H4 - 1.4 (1361cc)								
1976-73	Block Pipe	-	1/4" Pipe	3	090-026	—	—	—
H4 - 1.6 (1595cc)								
1987-85	Block Pipe	-	1/4" Pipe	3	090-026	—	—	—
1987-85	Cylinder Head	-	49/64"	6	555-139	—	—	—
1984-83	Block Pipe	-	1/4" Pipe	3	090-026	—	—	—
1984-83	Cylinder Head	-	49/64"	3	555-139	—	—	—
1982-76	Block Pipe	-	1/4" Pipe	3	090-026	—	—	—
H4 - 1.8 (1781cc)								
1994-85	Block Pipe	-	1/4" Pipe	3	090-026	—	—	—
1994-85	Cylinder Head	-	49/64"	6	555-139	—	—	—
1984-83	Block Pipe	-	1/4" Pipe	3	090-026	—	—	—
1984-83	Cylinder Head	-	49/64"	3	555-139	—	—	—
1982-80	Block Pipe	-	1/4" Pipe	3	090-026	—	—	—
L3 - 1.2 (1189cc)								
1994-87	Block	Justy	1-33/64"	1	555-147	—	—	—
1994-87	Cylinder Head	Justy	1"	4	555-162	—	—	—
SUZUKI								
L4 - 1.3 (1298cc)								
2001-98	Cylinder Head	Swift	1-1/8"	1	555-143	—	—	—
2001-89	Block Pipe	Swift (SOHC)	1/4" Pipe	2	090-123	—	—	—
2001-89	Block Pipe	Swift (SOHC)	1/8" Pipe	1	090-117	—	—	—
2001-89	Block Pipe	Swift (SOHC)	3/8" Pipe	2	090-130	—	—	—

Expansion Plug Applications



Make/ Engine/Years	Location	Description	Size	Qty	Dorman Steel	Dorman Brass	Dorman Copper	Dorman Rubber
SUZUKI (continued)								
L4 - 1.3 (1298cc) (continued)								
2001-89	Cylinder Head	Swift (SOHC)	51/64"	4	555-182	—	—	—
1997-89	Clutch Shaft	Swift (SOHC)	7/8"	1	555-119	—	—	570-003
1997-89	Cylinder Head	Swift (SOHC)	12.1mm	1	555-106	—	—	—
1995-89	Engine Kit	Samurai			557-110	—	—	—
1995-89	Block Pipe	Samurai	1/4" Pipe	2	090-123	—	—	—
1995-89	Block Pipe	Samurai	1/8" Pipe	1	090-117	—	—	—
1995-89	Block Pipe	Samurai	3/8" Pipe	2	090-130	—	—	—
1995-89	Clutch Shaft	Samurai	7/8"	1	555-119	—	—	570-003
1995-89	Cylinder Head	Samurai	12.1mm	1	555-106	—	—	—
1995-89	Cylinder Head	Samurai	51/64"	4	555-182	—	—	—
1994-89	Block Pipe	Swift (DOHC)	1/4" Pipe	2	090-123	—	—	—
1994-89	Block Pipe	Swift (DOHC)	1/8" Pipe	1	090-117	—	—	—
1994-89	Block Pipe	Swift (DOHC)	3/8" Pipe	2	090-130	—	—	—
1994-89	Clutch Shaft	Swift (DOHC)	7/8"	1	555-119	—	—	570-003
1994-89	Cylinder Head	Swift (DOHC)	1-1/8"	5	555-143	—	—	—
1994-89	Cylinder Head	Swift (DOHC)	1-3/8"	1	555-025	565-025	568-008	570-007
1994-89	Cylinder Head Pipe	Swift (DOHC)	1/8" Pipe	6	090-117	—	—	—
L4 - 1.3 (1325cc)								
1989-86	Engine Kit	Samurai, Sidekick			557-110	—	—	—
1989-86	Block Pipe	Samurai, Sidekick	1/4" Pipe	2	090-123	—	—	—
1989-86	Block Pipe	Samurai, Sidekick	1/8" Pipe	1	090-117	—	—	—
1989-86	Block Pipe	Samurai, Sidekick	3/8" Pipe	2	090-130	—	—	—
1989-86	Clutch Shaft	Samurai, Sidekick	7/8"	1	555-119	—	—	570-003
1989-86	Cylinder Head	Samurai, Sidekick	12.1mm	1	555-106	—	—	—
1989-86	Cylinder Head	Samurai, Sidekick	51/64"	4	555-182	—	—	—
L4 - 1.6 (1590cc)								
2003-99	Block	Vitara	1-1/8"	4	555-143	—	—	—
2003-99	Cylinder Head	Vitara	1-1/8"	1	555-143	—	—	—
2003-99	Cylinder Head	Vitara	51/64"	3	555-182	—	—	—
1999-95	Engine Kit	Esteem			557-065	—	—	—
1999-95	Block	Esteem	1-1/8"	4	555-143	—	—	—
1999-95	Block Pipe	Esteem	1/4" Pipe	2	090-123	—	—	—
1999-95	Block Pipe	Esteem	1/8" Pipe	1	090-117	—	—	—
1999-95	Block Pipe	Esteem	3/8" Pipe	2	090-130	—	—	—
1999-95	Cylinder Head	Esteem	1-1/8"	1	555-143	—	—	—
1999-95	Cylinder Head	Esteem	51/64"	3	555-182	—	—	—
1999-95	Cylinder Head Pipe	Esteem	1/2" Pipe	1	090-135	—	—	—
1998-89	Block	Sidekick (2-Valve)	1-1/8"	4	555-143	—	—	—
1998-89	Block	Sidekick (4-Valve)	1-1/8"	4	555-143	—	—	—
1998-89	Block Pipe	Sidekick (2-Valve)	1/4" Pipe	2	090-123	—	—	—
1998-89	Block Pipe	Sidekick (2-Valve)	1/8" Pipe	1	090-117	—	—	—
1998-89	Block Pipe	Sidekick (2-Valve)	3/8" Pipe	2	090-130	—	—	—
1998-89	Block Pipe	Sidekick (4-Valve)	1/4" Pipe	2	090-123	—	—	—
1998-89	Block Pipe	Sidekick (4-Valve)	1/8" Pipe	1	090-117	—	—	—
1998-89	Block Pipe	Sidekick (4-Valve)	3/8" Pipe	2	090-130	—	—	—
1998-89	Cylinder Head	Sidekick (2-Valve)	12.1mm	1	555-106	—	—	—
1998-89	Cylinder Head	Sidekick (2-Valve)	51/64"	3	555-182	—	—	—
1998-89	Cylinder Head	Sidekick (4-Valve)	1-1/8"	1	555-143	—	—	—
1998-89	Cylinder Head	Sidekick (4-Valve)	51/64"	3	555-182	—	—	—
1998-89	Cylinder Head Pipe	Sidekick (4-Valve)	1/2" Pipe	1	090-135	—	—	—
L4 - 1.8 (1790cc)								
2002-99	Block	Esteem	1-1/8"	1	555-143	—	—	—
L4 - 1.8 (1840cc)								
1998-96	Block	Sidekick	1-1/8"	1	555-143	—	—	—
1998-96	Block Pipe	Sidekick	1/8" Pipe	5	090-117	—	—	—
L4 - 2.0 (2000cc)								
2003-99	Block	Vitara	1-1/8"	4	555-143	—	—	—
2003-02	Block	Aerio, Aerio SX	1-1/8"	4	555-143	—	—	—
V6 - 2.5 (2500cc)								
2005-99	Block	Grand Vitara, XL-7	1-1/8"	7	555-143	—	—	—
V6 - 2.7 (2700cc)								
2005-01	Block	Grand Vitara, XL-7	1-1/8"	7	555-143	—	—	—
SUZUKI TRUCK								
L4 - 1.6 (97 CID)								
1985-83	Block	LJ & SJ Series	51/64"	AR	555-182	—	—	—
1985-83	Cylinder Head	LJ & SJ Series	51/64"	5	555-182	—	—	—
TOYOTA								
L4 - 1.2 (1166cc) - 3KC								
1979-69	Engine Kit	-			557-035	567-035	—	—
1979-69	Block	-	25mm	4	555-097	565-097	—	570-004
1979-69	Block	-	35mm	3	555-093	565-093	—	570-007
1979-69	Block	-	45mm	1	555-098	565-098	—	570-011
1979-69	Block	-	47mm	1	555-099	565-099	—	570-011
1979-69	Block Pipe	-	3/8" Pipe	1	090-028	—	—	—
1979-69	Cylinder Head	-	1-37/64"	1	550-038	—	—	570-009
1979-69	Cylinder Head	-	40.8mm	1	555-095	565-095	—	570-009
1979-69	Cylinder Head Pipe	-	3/8" Pipe	3	090-028	—	—	—
1979-69	Oil Gallery	-	18mm	4	555-102	565-102	—	—
L4 - 1.3 (1290cc) - 4KC								
1984-81	Engine Kit	-			557-035	567-035	—	—
1984-81	Block	-	25mm	4	555-097	565-097	—	570-004

Expansion Plug Applications



Make/ Engine/Years	Location	Description	Size	Qty	Dorman Steel	Dorman Brass	Dorman Copper	Dorman Rubber
TOYOTA (continued)								
L4 - 1.3 (1290cc) - 4KC (continued)								
1984-81	Block	-	35mm	3	555-093	565-093	—	570-007
1984-81	Block	-	45mm	1	555-098	565-098	—	570-011
1984-81	Block	-	47mm	1	555-099	565-099	—	570-011
1984-81	Block Pipe	-	3/8" Pipe	1	090-028	—	—	—
1984-81	Cylinder Head	-	1-37/64"	1	550-038	—	—	570-009
1984-81	Cylinder Head	-	40.8mm	1	555-095	565-095	—	570-009
1984-81	Cylinder Head Pipe	-	3/8" Pipe	3	090-028	—	—	—
1984-81	Oil Gallery	-	18mm	4	555-102	565-102	—	—
L4 - 1.3 (1290cc) - 4KE								
1984-81	Engine Kit	-			557-035	567-035	—	—
1984-81	Block	-	25mm	4	555-097	565-097	—	570-004
1984-81	Block	-	35mm	3	555-093	565-093	—	570-007
1984-81	Block	-	45mm	1	555-098	565-098	—	570-011
1984-81	Block	-	47mm	1	555-099	565-099	—	570-011
1984-81	Block Pipe	-	3/8" Pipe	1	090-028	—	—	—
1984-81	Cylinder Head	-	1-37/64"	1	550-038	—	—	570-009
1984-81	Cylinder Head	-	40.8mm	1	555-095	565-095	—	570-009
1984-81	Cylinder Head Pipe	-	3/8" Pipe	3	090-028	—	—	—
1984-81	Oil Gallery	-	18mm	4	555-102	565-102	—	—
L4 - 1.5 (1452cc) - 1AC								
1980	Engine Kit	-			557-062	567-062	—	—
1980	Block	-	35mm	4	555-093	565-093	—	570-007
1980	Block	-	40.8mm	1	555-095	565-095	—	570-009
1980	Block Pipe	-	3/8" Pipe	2	090-028	—	—	—
1980	Cylinder Head Pipe	-	1/2" Pipe	5	090-022	—	—	—
L4 - 1.5 (1452cc) - 3A								
1986	Engine Kit	-			557-062	567-062	—	—
1986	Block	-	35mm	4	555-093	565-093	—	570-007
1986	Block	-	40.8mm	1	555-095	565-095	—	570-009
1986	Block Pipe	-	3/8" Pipe	2	090-028	—	—	—
1986	Cylinder Head Pipe	-	1/2" Pipe	5	090-022	—	—	—
L4 - 1.5 (1452cc) - 3AC								
1988-81	Engine Kit	-			557-062	567-062	—	—
1988-81	Block	-	35mm	4	555-093	565-093	—	570-007
1988-81	Block	-	40.8mm	1	555-095	565-095	—	570-009
1988-81	Block Pipe	-	3/8" Pipe	2	090-028	—	—	—
1988-81	Cylinder Head Pipe	-	1/2" Pipe	5	090-022	—	—	—
L4 - 1.5 (1456cc) - 3E								
1990-87	Engine Kit	-			557-080	567-080	—	—
1990-87	Block	-	25mm	2	555-097	565-097	—	570-004
1990-87	Block	-	30mm	6	555-100	565-100	—	570-006
1990-87	Block	-	35mm	1	555-093	565-093	—	570-007
1990-87	Cylinder Head	-	40.8mm	1	555-095	565-095	—	570-009
L4 - 1.5 (1456cc) - 3EE								
1994-90	Engine Kit	-			557-080	567-080	—	—
1994-90	Block	-	25mm	2	555-097	565-097	—	570-004
1994-90	Block	-	30mm	6	555-100	565-100	—	570-006
1994-90	Block	-	35mm	1	555-093	565-093	—	570-007
1994-90	Cylinder Head	-	40.8mm	1	555-095	565-095	—	570-009
L4 - 1.5 (1497cc) - 5EFE								
1999-96	Engine Kit	-			557-081	—	—	—
1999-96	Block	-	25mm	2	555-097	565-097	—	570-004
1999-96	Block	-	30mm	6	555-100	565-100	—	570-006
1999-96	Cylinder Head	-	25mm	2	555-097	565-097	—	570-004
1999-96	Cylinder Head	-	28mm	2	555-117	—	—	570-005
1995-92	Engine Kit	-			557-081	—	—	—
1995-92	Block	-	25mm	2	555-097	565-097	—	570-004
1995-92	Block	-	30mm	6	555-100	565-100	—	570-006
1995-92	Block	-	35mm	1	555-093	565-093	—	570-007
1995-92	Cylinder Head	-	25mm	1	555-097	565-097	—	570-004
1995-92	Cylinder Head	-	28mm	2	555-117	—	—	570-005
L4 - 1.6 (1587cc) - 4AC								
1987-83	Engine Kit	-			557-062	567-062	—	—
1987-83	Block	-	35mm	6	555-093	565-093	—	570-007
1987-83	Block	-	40.8mm	1	555-095	565-095	—	570-009
1987-83	Block Pipe	-	3/8" Pipe	2	090-028	—	—	—
L4 - 1.6 (1587cc) - 4AF								
1989-88	Engine Kit	-			557-082	—	—	—
1989-88	Block	-	35mm	6	555-093	565-093	—	570-007
1989-88	Block	-	40.8mm	1	555-095	565-095	—	570-009
1989-88	Block Pipe	-	3/8" Pipe	2	090-028	—	—	—
1989-88	Cylinder Head	-	28mm	3	555-117	—	—	570-005
1989-88	Cylinder Head Pipe	-	3/8" Pipe	1	090-130	—	—	—
L4 - 1.6 (1587cc) - 4AFE								
1997-94	Engine Kit	-			557-082	—	—	—
1997-94	Block	-	35mm	6	555-093	565-093	—	570-007
1997-94	Block	-	40.8mm	1	555-095	565-095	—	570-009
1997-94	Block Pipe	-	3/8" Pipe	2	090-028	—	—	—
1997-94	Cylinder Head	-	25mm	1	555-097	565-097	—	570-004
1997-94	Cylinder Head	-	28mm	3	555-117	—	—	570-005
1997-94	Cylinder Head Pipe	-	3/8" Pipe	1	090-130	—	—	—

Expansion Plug Applications



Make/ Engine/Years	Location	Description	Size	Qty	Dorman Steel	Dorman Brass	Dorman Copper	Dorman Rubber
TOYOTA (continued)								
L4 - 1.6 (1587cc) - 4AFE (continued)								
1993-88	Engine Kit	-			557-082	—	—	—
1993-88	Block	-	35mm	6	555-093	565-093	—	570-007
1993-88	Block	-	40.8mm	1	555-095	565-095	—	570-009
1993-88	Block Pipe	-	3/8" Pipe	2	090-028	—	—	—
1993-88	Cylinder Head	-	28mm	3	555-117	—	—	570-005
1993-88	Cylinder Head Pipe	-	3/8" Pipe	1	090-130	—	—	—
L4 - 1.6 (1587cc) - 4AGE								
1991-89	Engine Kit	-			557-106	567-106	—	—
1991-89	Block	-	35mm	6	555-093	565-093	—	570-007
1991-89	Block	-	40.8mm	1	555-095	565-095	—	570-009
1991-89	Block Pipe	-	3/8" Pipe	2	090-028	—	—	—
L4 - 1.6 (1587cc) - 4AGEC								
1989-85	Engine Kit	-			557-106	567-106	—	—
1989-85	Block	-	35mm	6	555-093	565-093	—	570-007
1989-85	Block	-	40.8mm	1	555-095	565-095	—	570-009
1989-85	Block Pipe	-	3/8" Pipe	2	090-028	—	—	—
L4 - 1.6 (1587cc) - 4AGELC								
1989-85	Engine Kit	-			557-106	567-106	—	—
1989-85	Block	-	35mm	6	555-093	565-093	—	570-007
1989-85	Block	-	40.8mm	1	555-095	565-095	—	570-009
1989-85	Block Pipe	-	3/8" Pipe	2	090-028	—	—	—
L4 - 1.6 (1587cc) - 4AGZE								
1989-88	Engine Kit	-			557-106	567-106	—	—
1989-88	Block	-	35mm	6	555-093	565-093	—	570-007
1989-88	Block	-	40.8mm	1	555-095	565-095	—	570-009
1989-88	Block Pipe	-	3/8" Pipe	2	090-028	—	—	—
L4 - 1.6 (1587cc) - 4ALC								
1988-84	Engine Kit	-			557-062	567-062	—	—
1988-84	Block	-	35mm	6	555-093	565-093	—	570-007
1988-84	Block	-	40.8mm	1	555-095	565-095	—	570-009
1988-84	Block Pipe	-	3/8" Pipe	2	090-028	—	—	—
L4 - 1.6 (1588cc) - 2TC								
1979-71	Engine Kit	-			557-034	—	—	—
1979-71	Block	-	35mm	4	555-093	565-093	—	570-007
1979-71	Block	-	50mm	2	555-094	—	—	570-012
1979-71	Block Pipe	-	3/8" Pipe	2	090-028	—	—	—
1979-71	Oil Gallery	-	18mm	4	555-102	565-102	—	—
L4 - 1.6 (1770cc) - 3TC								
1982-80	Block Pipe	-	3/8" Pipe	2	090-028	—	—	—
L4 - 1.8 (1762cc) - 2ZZGE								
2005-00	Cylinder Head	-	18.2mm	1	555-107	—	—	—
L4 - 1.8 (1762cc) - 7AFE								
1997-93	Block	-	35mm	6	555-093	565-093	—	570-007
1997-93	Block	-	40.8mm	1	555-095	565-095	—	570-009
1997-93	Cylinder Head	-	25mm	1	555-097	565-097	—	570-004
1997-93	Cylinder Head	-	28mm	3	555-117	—	—	570-005
1997-93	Cylinder Head Pipe	-	3/8" Pipe	1	090-130	—	—	—
L4 - 1.8 (1770cc) - 3TC								
1982-80	Engine Kit	-			557-034	—	—	—
1982-80	Block	-	35mm	4	555-093	565-093	—	570-007
1982-80	Block	-	50mm	2	555-094	—	—	570-012
1982-80	Oil Gallery	-	18mm	4	555-102	565-102	—	—
L4 - 1.8 (1839cc) - 1CLC								
1985-84	Engine Kit	-			557-098	—	—	—
1985-84	Block	-	18.2mm	5	555-107	—	—	—
1985-84	Block	-	30mm	4	555-100	565-100	—	570-006
1985-84	Block	-	35mm	6	555-093	565-093	—	570-007
L4 - 1.8 (1839cc) - 1CTLG								
1986-84	Engine Kit	-			557-098	—	—	—
1986-84	Block	-	18.2mm	5	555-107	—	—	—
1986-84	Block	-	30mm	4	555-100	565-100	—	570-006
1986-84	Block	-	35mm	8	555-093	565-093	—	570-007
L4 - 1.9 (1900cc) - 3RC								
1970-68	Engine Kit	-			557-036	—	—	—
1970-68	Block	-	25mm	2	555-097	565-097	—	570-004
1970-68	Block	-	30mm	1	555-100	565-100	—	570-006
1970-68	Block	-	50mm	4	555-094	—	—	570-012
1970-68	Block	-	53/64"	2	550-037	—	—	—
1970-68	Cylinder Head	-	25mm	3	555-097	565-097	—	570-004
1970-68	Cylinder Head	-	50mm	1	555-094	—	—	570-012
L4 - 1.9 (1900cc) - 8R								
1971-68	Engine Kit	-			557-037	567-037	—	—
1971-68	Block	-	40.8mm	5	555-095	565-095	—	570-009
1971-68	Block	-	45mm	1	555-098	565-098	—	570-011
1971-68	Block Pipe	-	3/8" Pipe	2	090-028	—	—	—
1971-68	Cylinder Head	-	20mm	7	555-101	565-101	—	—
1971-68	Cylinder Head	-	35mm	1	555-093	565-093	—	570-007
L4 - 1.9 (1900cc) - 8RC								
1971-68	Engine Kit	-			557-037	567-037	—	—
1971-68	Block	-	40.8mm	5	555-095	565-095	—	570-009
1971-68	Block	-	45mm	1	555-098	565-098	—	570-011

Expansion Plug Applications



Make/ Engine/Years	Location	Description	Size	Qty	Dorman Steel	Dorman Brass	Dorman Copper	Dorman Rubber
TOYOTA (continued)								
L4 - 1.9 (1900cc) - 8RC (continued)								
1971-68	Block Pipe	-	3/8" Pipe	2	090-028	—	—	—
1971-68	Cylinder Head	-	20mm	7	555-101	565-101	—	—
1971-68	Cylinder Head	-	35mm	1	555-093	565-093	—	570-007
L4 - 2.0 (1968cc) - 18RC								
1974-72	Engine Kit	-			557-037	567-037	—	—
1974-72	Block	-	40.8mm	5	555-095	565-095	—	570-009
1974-72	Block	-	45mm	1	555-098	565-098	—	570-011
1974-72	Block Pipe	-	3/8" Pipe	2	090-028	—	—	—
1974-72	Cylinder Head	-	20mm	7	555-101	565-101	—	—
1974-72	Cylinder Head	-	35mm	1	555-093	565-093	—	570-007
L4 - 2.0 (1974cc) - 2CTLC								
1986	Block	-	18.2mm	5	555-107	—	—	—
1986	Block	-	30mm	4	555-100	565-100	—	570-006
1986	Block	-	35mm	8	555-093	565-093	—	570-007
L4 - 2.0 (1995cc) - 2SELC								
1986-83	Engine Kit	-			557-050	567-050	—	—
1986-83	Block	-	35mm	8	555-093	565-093	—	570-007
1986-83	Block	-	40.8mm	1	555-095	565-095	—	570-009
1986-83	Block Pipe	-	1/4" Pipe	1	090-026	—	—	—
1986-83	Block Pipe	-	3/8" Pipe	1	090-028	—	—	—
1986-83	Cylinder Head	-	50mm	1	555-094	—	—	570-012
1986-83	Cylinder Head Pipe	-	1/4" Pipe	2	090-026	—	—	—
1986-83	Cylinder Head Pipe	-	3/8" Pipe	1	090-028	—	—	—
L4 - 2.0 (1998cc) - 3SGELC								
1989-86	Block	-	35mm	8	555-093	565-093	—	570-007
1989-86	Block	-	40.8mm	1	555-095	565-095	—	570-009
1989-86	Block Pipe	-	1/4" Pipe	2	090-124	—	—	—
1989-86	Block Pipe	-	1/8" Pipe	1	090-128	—	—	—
1989-86	Block Pipe	-	3/8" Pipe	1	090-028	—	—	—
1989-86	Cylinder Head	-	18.2mm	3	555-107	—	—	—
1989-86	Cylinder Head	-	30mm	1	555-100	565-100	—	570-006
L4 - 2.0 (1998cc) - 3SGTE								
1995-88	Block	-	35mm	8	555-093	565-093	—	570-007
1995-88	Block	-	40.8mm	1	555-095	565-095	—	570-009
1995-88	Block Pipe	-	3/8" Pipe	2	090-130	—	—	—
1995-88	Block Pipe (To 6/89)	-	1/8" Pipe	1	090-128	—	—	—
1995-88	Cylinder Head	-	18.2mm	2	555-107	—	—	—
1995-88	Cylinder Head (To 6/89)	-	30mm	1	555-100	565-100	—	570-006
L4 - 2.0 (1998cc) - 3YEC								
1985-84	Engine Kit	-			557-105	—	—	—
1985-84	Block	-	18mm	1	555-102	565-102	—	—
1985-84	Block	-	35mm	4	555-093	565-093	—	570-007
1985-84	Block	-	50mm	1	555-094	—	—	570-012
1985-84	Block Pipe	-	3/8" Pipe	1	090-130	—	—	—
1985-84	Cylinder Head Pipe	-	3/8" Pipe	1	090-130	—	—	—
L4 - 2.0 (2000cc) - 3SFE								
2000-86	Block	-	35mm	8	555-093	565-093	—	570-007
2000-86	Block	-	40.8mm	1	555-095	565-095	—	570-009
2000-86	Block Pipe	-	1/4" Pipe	2	090-124	—	—	—
2000-86	Block Pipe	-	1/8" Pipe	1	090-128	—	—	—
2000-86	Block Pipe	-	3/8" Pipe	1	090-028	—	—	—
2000-86	Cylinder Head	-	28mm	2	555-117	—	—	570-005
L4 - 2.2 (2164cc) - 5SFE								
2001-90	Block	-	35mm	8	555-093	565-093	—	570-007
2001-90	Block	-	40.8mm	1	555-095	565-095	—	570-009
2001-90	Block Pipe	-	3/8" Pipe	2	090-028	—	—	—
2001-90	Block Pipe	-	3/8" Pipe	2	090-130	—	—	—
2001-90	Cylinder Head	-	28mm	2	555-117	—	—	570-005
L4 - 2.2 (2164cc) - 5SNFE								
2001-00	Block	-	35mm	8	555-093	565-093	—	570-007
2001-00	Block	-	40.8mm	1	555-095	565-095	—	570-009
L4 - 2.2 (2188cc) - L								
1983-81	Engine Kit	-			557-061	—	—	—
1983-81	Block	-	25mm	2	555-097	565-097	—	570-004
1983-81	Block	-	35mm	4	555-093	565-093	—	570-007
1983-81	Block	-	50mm	1	555-094	—	—	570-012
1983-81	Block Pipe	-	3/8" Pipe	1	090-028	—	—	—
1983-81	Cylinder Head	-	25mm	7	555-097	565-097	—	570-004
1983-81	Cylinder Head	-	50mm	1	555-094	—	—	570-012
1983-81	Cylinder Head	-	7/16"	4	555-002	—	—	—
L4 - 2.2 (2189cc) - 20R								
1980-75	Engine Kit	-			557-032	567-032	—	—
1980-75	Block	-	40.8mm	6	555-095	565-095	—	570-009
1980-75	Block Pipe	-	3/8" Pipe	2	090-028	—	—	—
1980-75	Cylinder Head Pipe	-	1/4" Pipe	1	090-026	—	—	—
L4 - 2.2 (2237cc) - 4YEC								
1989-86	Block	-	18mm	1	555-102	565-102	—	—
1989-86	Block	-	35mm	4	555-093	565-093	—	570-007
1989-86	Block	-	50mm	1	555-094	—	—	570-012
1989-86	Block Pipe	-	3/8" Pipe	1	090-130	—	—	—
1989-86	Cylinder Head Pipe	-	3/8" Pipe	1	090-130	—	—	—

Expansion Plug Applications



Make/ Engine/Years	Location	Description	Size	Qty	Dorman Steel	Dorman Brass	Dorman Copper	Dorman Rubber
TOYOTA (continued)								
L4 - 2.4 (2366cc) - 22R								
1990-81	Engine Kit	-			557-032	567-032	—	—
1990-81	Block	-	40.8mm	6	555-095	565-095	—	570-009
1990-81	Block Pipe	-	3/8" Pipe	2	090-028	—	—	—
1990-81	Cylinder Head Pipe	-	1/4" Pipe	1	090-026	—	—	—
L4 - 2.4 (2366cc) - 22RE								
1995-90	Engine Kit	-			557-032	567-032	—	—
1995-90	Block	-	40.8mm	6	555-095	565-095	—	570-009
1995-90	Block Pipe	-	3/8" Pipe	2	090-028	—	—	—
1995-90	Cylinder Head Pipe	-	1/4" Pipe	1	090-026	—	—	—
L4 - 2.4 (2366cc) - 22REC								
1989-83	Engine Kit	-			557-032	567-032	—	—
1989-83	Block	-	40.8mm	6	555-095	565-095	—	570-009
1989-83	Block Pipe	-	3/8" Pipe	2	090-028	—	—	—
1989-83	Cylinder Head Pipe	-	1/4" Pipe	1	090-026	—	—	—
L4 - 2.4 (2366cc) - 22RTEC								
1988-85	Engine Kit	-			557-032	567-032	—	—
1988-85	Block	-	40.8mm	6	555-095	565-095	—	570-009
1988-85	Block Pipe	-	3/8" Pipe	2	090-028	—	—	—
1988-85	Cylinder Head Pipe	-	1/4" Pipe	1	090-026	—	—	—
L4 - 2.4 (2438cc) - 2RZFE								
2004-95	Block	-	1-25/64"	8	555-179	—	—	—
2004-95	Block	-	30mm	1	555-100	565-100	—	570-006
L4 - 2.4 (2438cc) - 2TZFE								
1996-94	Block	-	1-25/64"	8	555-179	—	—	—
1996-94	Block	-	18mm	1	555-102	565-102	—	—
1996-94	Block	-	30mm	1	555-100	565-100	—	570-006
1993-91	Block	-	18mm	1	555-102	565-102	—	—
1993-91	Block	-	30mm	1	555-100	565-100	—	570-006
1993-91	Block	-	35mm	8	555-093	565-093	—	570-007
1993-91	Block	-	40.8mm	1	555-095	565-095	—	570-009
1993-91	Cylinder Head	-	28mm	3	555-117	—	—	570-005
L4 - 2.4 (2438cc) - 2TZFZE								
1997-94	Block	-	1-25/64"	8	555-179	—	—	—
1997-94	Block	-	18mm	1	555-102	565-102	—	—
1997-94	Block	-	30mm	1	555-100	565-100	—	570-006
L4 - 2.4 (2446cc) - 2L								
1985-84	Engine Kit	-			557-061	—	—	—
1985-84	Block	-	25mm	2	555-097	565-097	—	570-004
1985-84	Block	-	35mm	4	555-093	565-093	—	570-007
1985-84	Block	-	50mm	1	555-094	—	—	570-012
1985-84	Block Pipe	-	3/8" Pipe	1	090-028	—	—	—
1985-84	Cylinder Head	-	25mm	7	555-097	565-097	—	570-004
1985-84	Cylinder Head	-	50mm	1	555-094	—	—	570-012
1985-84	Cylinder Head	-	7/16"	4	555-002	—	—	—
L4 - 2.4 (2446cc) - 2LT								
1985	Engine Kit	-			557-061	—	—	—
1985	Block	-	25mm	2	555-097	565-097	—	570-004
1985	Block	-	35mm	4	555-093	565-093	—	570-007
1985	Block	-	50mm	1	555-094	—	—	570-012
1985	Block Pipe	-	3/8" Pipe	1	090-028	—	—	—
1985	Cylinder Head	-	25mm	7	555-097	565-097	—	570-004
1985	Cylinder Head	-	50mm	1	555-094	—	—	570-012
1985	Cylinder Head	-	7/16"	4	555-002	—	—	—
L4 - 2.7 (2694cc) - 3RZFE								
2004-94	Block	-	1-25/64"	8	555-179	—	—	—
2004-94	Block	-	30mm	1	555-100	565-100	—	570-006
L6 - 2.3 (2253cc) - 2M								
1972-68	Engine Kit	-			557-063	567-063	—	—
1972-68	Block	-	1-3/4"	1	550-025	560-025	568-011	570-010
1972-68	Block	-	35mm	1	555-093	565-093	—	570-007
1972-68	Block	-	40.8mm	7	555-095	565-095	—	570-009
1972-68	Block	-	5/8"	2	555-010	—	—	—
1972-68	Block Pipe	-	3/8" Pipe	2	090-028	—	—	—
L6 - 2.6 (2563cc) - 4M								
1979-73	Engine Kit	-			557-063	567-063	—	—
1979-73	Block	-	1-3/4"	1	550-025	560-025	568-011	570-010
1979-73	Block	-	35mm	1	555-093	565-093	—	570-007
1979-73	Block	-	40.8mm	7	555-095	565-095	—	570-009
1979-73	Block Pipe	-	3/8" Pipe	2	090-028	—	—	—
L6 - 2.6 (2563cc) - 4ME								
1980-79	Engine Kit	-			557-063	567-063	—	—
1980-79	Block	-	1-3/4"	1	550-025	560-025	568-011	570-010
1980-79	Block	-	35mm	1	555-093	565-093	—	570-007
1980-79	Block	-	40.8mm	7	555-095	565-095	—	570-009
1980-79	Block Pipe	-	3/8" Pipe	2	090-028	—	—	—
L6 - 2.8 (2754cc) - 5ME								
1982-81	Engine Kit	-			557-063	567-063	—	—
1982-81	Block	-	1-3/4"	1	550-025	560-025	568-011	570-010
1982-81	Block	-	35mm	1	555-093	565-093	—	570-007
1982-81	Block	-	40.8mm	7	555-095	565-095	—	570-009
1982-81	Block Pipe	-	3/8" Pipe	2	090-028	—	—	—

Expansion Plug Applications



Make/ Engine/Years	Location	Description	Size	Qty	Dorman Steel	Dorman Brass	Dorman Copper	Dorman Rubber
TOYOTA (continued)								
L6 - 2.8 (2754cc) - 5MGE								
1988-82	Engine Kit	-			557-063	567-063	—	—
1988-82	Block	-	1-3/4"	1	550-025	560-025	568-011	570-010
1988-82	Block	-	35mm	1	555-093	565-093	—	570-007
1988-82	Block	-	40.8mm	7	555-095	565-095	—	570-009
1988-82	Block Pipe	-	3/8" Pipe	2	090-028	—	—	—
L6 - 3.0 (2954cc) - 7MGE								
1992-87	Engine Kit	-			557-084	567-084	—	—
1992-87	Block	-	1-3/8"	1	550-019	560-019	568-008	570-007
1992-87	Block	-	30mm	1	555-100	565-100	—	570-006
1992-87	Block	-	40.8mm	7	555-095	565-095	—	570-009
1992-87	Block Pipe	-	1/8" Pipe	2	090-128	—	—	—
1992-87	Block Pipe	-	3/8" Pipe	1	090-140	—	—	—
L6 - 3.0 (2954cc) - 7MGTE								
1992-87	Engine Kit	-			557-084	567-084	—	—
1992-87	Block	-	1-3/8"	1	550-019	560-019	568-008	570-007
1992-87	Block	-	30mm	1	555-100	565-100	—	570-006
1992-87	Block	-	40.8mm	7	555-095	565-095	—	570-009
1992-87	Block Pipe	-	1/8" Pipe	2	090-128	—	—	—
1992-87	Block Pipe	-	3/8" Pipe	1	090-140	—	—	—
L6 - 3.0 (2995cc) - 2JZGE								
2001-94	Block	-	25mm	2	555-097	565-097	—	570-004
2001-94	Block	-	35mm	11	555-093	565-093	—	570-007
2001-94	Cylinder Head	-	20mm	4	555-101	565-101	—	—
L6 - 3.0 (2995cc) - 2JZGTE								
1998-94	Block	-	25mm	2	555-097	565-097	—	570-004
1998-94	Block	-	35mm	11	555-093	565-093	—	570-007
1998-94	Cylinder Head	-	20mm	4	555-101	565-101	—	—
L6 - 3.9 (3378cc) - F								
1974-69	Block	-	1-1/4" SC	1	555-024	565-024	568-007	570-006
1974-69	Block	-	15/16"	2	555-016	565-016	—	570-004
1974-69	Block	-	50mm	5	555-094	—	—	570-012
1974-69	Cylinder Head	-	25mm	6	555-097	565-097	—	570-004
1974-69	Cylinder Head	-	50mm	1	555-094	—	—	570-012
1974-69	Cylinder Head Pipe	-	1/2" Pipe	1	090-022	—	—	—
L6 - 4.0 (3956cc) - 3FE								
1992-88	Block	-	15/16"	2	555-016	565-016	—	570-004
1992-88	Block	-	25mm	4	555-097	565-097	—	570-004
1992-88	Block	-	50mm	5	555-094	—	—	570-012
1992-88	Cylinder Head	-	25mm	6	555-097	565-097	—	570-004
1992-88	Cylinder Head	-	50mm	1	555-094	—	—	570-012
1992-88	Cylinder Head Pipe	-	1/2" Pipe	1	090-022	—	—	—
L6 - 4.2 (4227cc) - 2F								
1987-75	Block	-	15/16"	2	555-016	565-016	—	570-004
1987-75	Block	-	25mm	4	555-097	565-097	—	570-004
1987-75	Block	-	50mm	5	555-094	—	—	570-012
1987-75	Cylinder Head	-	25mm	6	555-097	565-097	—	570-004
1987-75	Cylinder Head	-	50mm	1	555-094	—	—	570-012
1987-75	Cylinder Head Pipe	-	1/2" Pipe	1	090-022	—	—	—
L6 - 4.5 (4477cc) - 1FZFE								
1997-93	Block	-	1-25/64"	9	555-179	—	—	—
1997-93	Block	-	50mm	2	555-094	—	—	570-012
1997-93	Cylinder Head	-	30mm	2	555-100	565-100	—	570-006
V6 - 2.5 (2508cc) - 2VZFE								
1991-88	Engine Kit	-			557-099	567-099	—	—
1991-88	Block	-	35mm	11	555-093	565-093	—	570-007
1991-88	Block Pipe	-	3/8" Pipe	2	090-130	—	—	—
1991-88	Cylinder Head	-	30mm	8	555-100	565-100	—	570-006
V6 - 3.0 (2959cc) - 3VZE								
1995-94	Block	-	1-3/8"	11	555-025	565-025	568-008	570-007
1995-94	Block	-	35mm	11	555-093	565-093	—	570-007
1995-94	Block	-	40.8mm	6	555-095	565-095	—	570-009
1995-94	Block Pipe	-	3/8" Pipe	1	090-130	—	—	—
1995-94	Cylinder Head	-	20mm	2	555-101	565-101	—	—
1995-94	Cylinder Head	-	30mm	4	555-100	565-100	—	570-006
1993-89	Block	-	35mm	11	555-093	565-093	—	570-007
1993-89	Block	-	40.8mm	6	555-095	565-095	—	570-009
1993-89	Block Pipe	-	3/8" Pipe	1	090-130	—	—	—
1993-89	Cylinder Head	-	20mm	2	555-101	565-101	—	—
1993-89	Cylinder Head	-	30mm	4	555-100	565-100	—	570-006
1988	Block	-	20mm	11	555-101	565-101	—	—
1988	Block	-	35mm	11	555-093	565-093	—	570-007
1988	Block Pipe	-	3/8" Pipe	1	090-130	—	—	—
1988	Cylinder Head	-	20mm	2	555-101	565-101	—	—
1988	Cylinder Head	-	30mm	8	555-100	565-100	—	570-006
V6 - 3.0 (2967cc) - 3VZFE								
1993-92	Block	-	35mm	11	555-093	565-093	—	570-007
1993-92	Block Pipe	-	3/8" Pipe	2	090-130	—	—	—
1993-92	Cylinder Head	-	30mm	8	555-100	565-100	—	570-006
V6 - 3.0 (2995cc) - 1MZFE								
2005-94	Cylinder Head	-	30mm	8	555-100	565-100	—	570-006

Expansion Plug Applications



Make/ Engine/Years	Location	Description	Size	Qty	Dorman Steel	Dorman Brass	Dorman Copper	Dorman Rubber
TOYOTA (continued)								
V6 - 3.3 (3300cc) - 3MZFE								
2005-04	Cylinder Head	-	30mm	8	555-100	565-100	—	570-006
V6 - 3.4 (3378cc) - 5VZFE								
2005-95	Block	-	1-3/8"	11	555-025	565-025	568-008	570-007
2005-95	Cylinder Head	-	30mm	8	555-100	565-100	—	570-006
V6 - 4.0 (4000cc) - 1GRFE								
2005-03	Block	-	1-25/64"	2	555-179	—	—	—
2005-03	Block	-	20mm	1	555-101	565-101	—	—
2005-03	Block	-	25mm	1	555-097	565-097	—	570-004
V8 - 4.7 (4663cc) - 2UZFE								
2005-98	Block	-	1-25/64"	8	555-179	—	—	—
2005-98	Cylinder Head	-	30mm	8	555-100	565-100	—	570-006
TRIUMPH								
L4 - 1.5 (1493cc)								
1980-73	Block (front)	-	1"	1	555-017	565-017	—	570-004
1980-73	Block (rear)	-	2" SC	1	555-069	565-069	568-012	570-012
1980-73	Block (side & front)	-	1-3/8"	4	555-025	565-025	568-008	570-007
1980-73	Block (side & rear)	-	1-1/4" SC	3	555-024	565-024	568-007	570-006
1980-73	Cylinder Head	-	1-1/4" SC	1	555-024	565-024	568-007	570-006
L4 - 2.0 (1998cc)								
1981-75	Block (side)	-	1"	1	555-017	565-017	—	570-004
1981-75	Block (side)	-	1-3/8"	1	555-025	565-025	568-008	570-007
L6 - 2.5 (2498cc)								
1976-68	Block (front)	-	1"	1	555-017	565-017	—	570-004
1976-68	Block (rear)	-	1-1/4" SC	3	555-024	565-024	568-007	570-006
1976-68	Block (rear)	-	2" SC	1	555-069	565-069	568-012	570-012
1976-68	Block (side)	-	1-3/8" SC	5	555-025	565-025	568-008	570-007
VOLKSWAGEN								
L4 - 1.5 (1457cc)								
1980-78	Engine Kit	Rabbit, Scirocco			557-039	567-039	—	—
1980-78	Block	Rabbit, Scirocco	36.5mm	4	555-103	565-103	—	570-008
L4 - 1.5 (1471cc)								
1980-79	Engine Kit	Diesel			557-096	—	—	—
1980-79	Block	Diesel	36.5mm	4	555-103	565-103	—	570-008
1980-79	Block	Diesel	9/16"	2	555-092	—	—	—
1975-74	Engine Kit	Diesel			557-039	567-039	—	—
1975-74	Block	Diesel	36.5mm	4	555-103	565-103	—	570-008
L4 - 1.6 (1584cc)								
1980	Engine Kit	Jetta			557-096	—	—	—
1980	Block	Jetta	36.5mm	4	555-103	565-103	—	570-008
1980	Block	Jetta	9/16"	2	555-092	—	—	—
L4 - 1.6 (1588cc)								
1992-82	Engine Kit	-			557-097	—	—	—
1992-82	Block	-	36.5mm	4	555-103	565-103	—	570-008
1992-82	Block	-	9/16"	2	555-092	—	—	—
1992-82	Cylinder Head	-	61/64"	1	555-125	—	—	570-004
1981-76	Engine Kit	-			557-096	—	—	—
1981-76	Block	-	36.5mm	4	555-103	565-103	—	570-008
1981-76	Block	-	9/16"	2	555-092	—	—	—
L4 - 1.7 (1715cc)								
1984-81	Engine Kit	-			557-097	—	—	—
1984-81	Block	-	36.5mm	4	555-103	565-103	—	570-008
1984-81	Block	-	9/16"	2	555-092	—	—	—
1984-81	Cylinder Head	-	61/64"	1	555-125	—	—	570-004
L4 - 1.8 (1780cc)								
1993-91	Engine Kit	Fox			557-097	—	—	—
1993-91	Block	Fox	36.5mm	4	555-103	565-103	—	570-008
1993-91	Block	Fox	9/16"	2	555-092	—	—	—
1993-91	Cylinder Head	Fox	61/64"	1	555-125	—	—	570-004
1990-87	Engine Kit	Fox			557-095	—	—	—
1990-87	Block	Fox	36.5mm	5	555-103	565-103	—	570-008
1990-87	Cylinder Head	Fox	61/64"	1	555-125	—	—	570-004
L4 - 1.8 (1780cc) - 2H,JH								
1993-85	Engine Kit	Cabriolet			557-097	—	—	—
1993-85	Block	Cabriolet	36.5mm	4	555-103	565-103	—	570-008
1993-85	Block	Cabriolet	9/16"	2	555-092	—	—	—
L4 - 1.8 (1780cc) - GX,HT								
1987-85	Engine Kit	Golf, Jetta			557-096	—	—	—
1987-85	Block	Golf, Jetta	36.5mm	4	555-103	565-103	—	570-008
1987-85	Block	Golf, Jetta	9/16"	4	555-092	—	—	—
1987-85	Cylinder Head	Golf, Jetta	61/64"	1	555-125	—	—	570-004
L4 - 1.8 (1780cc) - JN								
1986-85	Engine Kit	Quantum			557-097	—	—	—
1986-85	Block	Quantum	36.5mm	4	555-103	565-103	—	570-008
1986-85	Block	Quantum	9/16"	2	555-092	—	—	—
L4 - 1.8 (1780cc) - PG								
1992-90	Block	Corrado	36.5mm	2	555-103	565-103	—	570-008
1992-90	Cylinder Head	Corrado	1" SC	1	555-091	—	—	570-004
L4 - 1.8 (1780cc) - PL								
1989-87	Block	-	36.5mm	4	555-103	565-103	—	570-008
1989-87	Block	-	9/16"	2	555-092	—	—	—
1989-87	Cylinder Head	-	28mm	1	555-117	—	—	570-005

Expansion Plug Applications



Make/ Engine/Years	Location	Description	Size	Qty	Dorman Steel	Dorman Brass	Dorman Copper	Dorman Rubber
VOLKSWAGEN (continued)								
L4 - 1.8 (1780cc) - RD								
1987-86	Block	Golf, Jetta	36.5mm	4	555-103	565-103	—	570-008
1987-86	Block	Golf, Jetta	9/16"	2	555-092	—	—	—
1987-86	Cylinder Head	Golf, Jetta	1" SC	1	555-091	—	—	570-004
L4 - 1.8 (1788cc) - ACC								
1995-93	Block	Golf, Jetta	36.5mm	5	555-103	565-103	—	570-008
1995-93	Block	Golf, Jetta	9/16"	1	555-092	—	—	—
1995-93	Cylinder Head	Golf, Jetta	61/64"	1	555-125	—	—	570-004
1995-93	Cylinder Head (Oversized)	Golf, Jetta	1" SC	AR	555-091	—	—	570-004
L4 - 1.8 (1800cc)								
1998	Block	Beetle, Passat	36.5mm	4	555-103	565-103	—	570-008
L4 - 1.9 (1896cc) - AAZ								
1996-92	Block	Golf, Jetta, Passat	36.5mm	4	555-103	565-103	—	570-008
1996-92	Block	Golf, Jetta, Passat	9/16"	2	555-092	—	—	—
L4 - 1.9 (1915cc)								
1985-83	Cylinder Head	Vanagon, Transporter	61/64"	2	555-125	—	—	570-004
L4 - 2.0 (1984cc) - 9A								
1994-90	Block	16 Valve	28mm	1	555-117	—	—	570-005
1994-90	Block	16 Valve	36.5mm	5	555-103	565-103	—	570-008
L4 - 2.0 (1984cc) - ABA								
1999-93	Block	-	36.5mm	5	555-103	565-103	—	570-008
1999-93	Block	-	9/16"	2	555-092	—	—	—
1999-93	Cylinder Head	-	61/64"	1	555-125	—	—	570-004
1999-93	Cylinder Head (Oversized)	-	1" SC	AR	555-091	—	—	570-004
L4 - 2.1 (2109cc)								
1992-86	Cylinder Head	Vanagon, Transporter	61/64"	2	555-125	—	—	570-004
L5 - 2.2 (2144cc) - KM,WE								
1984-83	Block	Quantum	1" SC	1	555-091	—	—	570-004
1984-83	Block	Quantum	36.5mm	4	555-103	565-103	—	570-008
1984-83	Block	Quantum	9/16"	2	555-092	—	—	—
1984-83	Cylinder Head	Quantum	61/64"	1	555-125	—	—	570-004
L5 - 2.2 (2226cc) - JT,KX								
1988-85	Engine Kit	Quantum			557-093	—	—	—
1988-85	Block	Quantum	36.5mm	5	555-103	565-103	—	570-008
1988-85	Block	Quantum	5/8"	1	555-168	—	—	—
1988-85	Cylinder Head	Quantum	61/64"	1	555-125	—	—	570-004
L5 - 2.4 (2390cc)								
1995-93	Block	Eurovan, Transporter	2-43/64"	1	555-186	—	—	—
1995-93	Block	Eurovan, Transporter	36.5mm	5	555-103	565-103	—	570-008
1995-93	Block	Eurovan, Transporter	5/8"	1	555-168	—	—	—
1995-93	Block	Eurovan, Transporter	7/8"	1	555-119	—	—	570-003
1995-93	Cylinder Head	Eurovan, Transporter	61/64"	2	555-125	—	—	570-004
L5 - 2.5 (2459cc)								
1996-92	Block	Eurovan, Transporter	2-43/64"	1	555-186	—	—	—
1996-92	Block	Eurovan, Transporter	36.5mm	5	555-103	565-103	—	570-008
1996-92	Block	Eurovan, Transporter	5/8"	1	555-168	—	—	—
1996-92	Block	Eurovan, Transporter	7/8"	1	555-119	—	—	570-003
1996-92	Cylinder Head	Eurovan, Transporter	61/64"	2	555-125	—	—	570-004
V6 - 2.8 (2771cc) - AHA								
1998	Block	Passat	25/64"	2	555-175	—	—	—
1998	Block	Passat	61/64"	1	555-125	—	—	570-004
1998	Cylinder Head	Passat	36.5mm	1	555-103	565-103	—	570-008
V6 - 2.8 (2792cc) - AAA								
1998-92	Block	Corrado, Golf, Jetta, Passat	25/64"	2	555-175	—	—	—
1998-92	Block	Corrado, Golf, Jetta, Passat	61/64"	1	555-125	—	—	570-004
1998-92	Cylinder Head	Corrado, Golf, Jetta, Passat	36.5mm	1	555-103	565-103	—	570-008
VOLVO								
L4 - 2.1 (2127cc) - B21F								
1982-80	Cylinder Head	-	1-1/8"	4	555-019	565-019	—	570-005
1982-80	Cylinder Head	-	53/64"	2	555-118	—	—	570-003
L4 - 2.1 (2127cc) - B21FT								
1985-81	Cylinder Head	Turbo	1-1/8"	4	555-019	565-019	—	570-005
1985-81	Cylinder Head	Turbo	53/64"	2	555-118	—	—	570-003
L4 - 2.3 (2316cc) - B230F								
1993-85	Engine Kit	-			557-078	—	—	—
1993-85	Block	-	1-37/64"	8	550-038	—	—	570-009
1993-85	Block	-	2-3/64"	1	550-045	—	—	—
1993-85	Cylinder Head	-	1-1/16"	AR	555-185	—	—	—
1993-85	Cylinder Head	-	1-1/8"	4	555-019	565-019	—	570-005
1993-85	Cylinder Head	-	53/64"	2	555-118	—	—	570-003
L4 - 2.3 (2316cc) - B230FD								
1995-94	Engine Kit	-			557-078	—	—	—
1995-94	Block	-	1-37/64"	8	555-184	—	—	—
1995-94	Block	-	2-3/64"	1	550-045	—	—	—
1995-94	Cylinder Head	-	1-1/16"	AR	555-185	—	—	—
1995-94	Cylinder Head	-	1-1/8"	4	555-019	565-019	—	570-005
1995-94	Cylinder Head	-	53/64"	2	555-118	—	—	570-003
L4 - 2.3 (2316cc) - B230FT								
1995-85	Engine Kit	Turbo			557-078	—	—	—
1995-85	Block	Turbo	1-37/64"	8	550-038	—	—	570-009
1995-85	Block	Turbo	1-37/64"	8	555-184	—	—	—
1995-85	Block	Turbo	2-3/64"	1	550-045	—	—	—

Expansion Plug Applications



Expansion Plug Applications

8

Make/ Engine/Years	Location	Description	Size	Qty	Dorman Steel	Dorman Brass	Dorman Copper	Dorman Rubber
VOLVO (continued)								
L4 - 2.3 (2316cc) - B230FT (continued)								
1995-85	Cylinder Head	Turbo	1-1/16"	AR	555-185	—	—	—
1995-85	Cylinder Head	Turbo	1-1/8"	4	555-019	565-019	—	570-005
1995-85	Cylinder Head	Turbo	53/64"	2	555-118	—	—	570-003
L4 - 2.3 (2316cc) - B234F								
1993-92	Block	-	1-37/64"	8	555-184	—	—	—
1993-92	Cylinder Head	-	1-1/8"	2	555-019	565-019	—	570-005
L4 - 2.3 (2316cc) - B23F								
1983	Engine Kit	-			557-078	—	—	—
1983	Cylinder Head	-	1-1/16"	AR	555-185	—	—	—
1983	Cylinder Head	-	1-1/8"	4	555-019	565-019	—	570-005
1983	Cylinder Head	-	53/64"	2	555-118	—	—	570-003
L5 - 2.3 (2319cc) - B5234FT								
1998	Engine Kit	Turbo			557-078	—	—	—
1998	Cylinder Head	Turbo	1-1/16"	1	555-185	—	—	—
1998	Cylinder Head	Turbo	1-1/8"	4	555-019	565-019	—	570-005
1998	Cylinder Head	Turbo	53/64"	1	555-118	—	—	570-003
L5 - 2.4 (2442cc) - B5254FS								
1998-93	Engine Kit	-			557-078	—	—	—
1998-93	Cylinder Head	-	1-1/16"	1	555-185	—	—	—
1998-93	Cylinder Head	-	1-1/8"	4	555-019	565-019	—	570-005
1998-93	Cylinder Head	-	53/64"	1	555-118	—	—	570-003
L5 - 2.4 (2442cc) - B5254FT								
1998	Engine Kit	Turbo			557-078	—	—	—
1998	Cylinder Head	Turbo	1-1/16"	1	555-185	—	—	—
1998	Cylinder Head	Turbo	1-1/8"	4	555-019	565-019	—	570-005
1998	Cylinder Head	Turbo	53/64"	1	555-118	—	—	570-003
L5 - 2.4 (2442cc) - B5254T								
1998	Engine Kit	Turbo			557-078	—	—	—
1998	Cylinder Head	Turbo	1-1/16"	1	555-185	—	—	—
1998	Cylinder Head	Turbo	1-1/8"	4	555-019	565-019	—	570-005
1998	Cylinder Head	Turbo	53/64"	1	555-118	—	—	570-003
L6 - 2.4 (2383cc) - D24								
1985-80	Engine Kit	-			557-079	—	—	—
1985-80	Block	-	36.5mm	6	555-103	565-103	—	570-008
1985-80	Block	-	61/64"	1	555-125	—	—	570-004
1985-80	Cylinder Head	-	61/64"	3	555-125	—	—	570-004
L6 - 2.4 (2383cc) - D24T								
1986-83	Engine Kit	Turbo			557-079	—	—	—
1986-83	Block	Turbo	36.5mm	3	555-103	565-103	—	570-008
1986-83	Cylinder Head	Turbo	61/64"	3	555-125	—	—	570-004
L6 - 2.9 (2917cc) - B6304F								
1998-92	Engine Kit	-			557-078	—	—	—
1998-92	Cylinder Head	-	1-1/16"	1	555-185	—	—	—
1998-92	Cylinder Head	-	1-1/8"	4	555-019	565-019	—	570-005
1998-92	Cylinder Head	-	53/64"	1	555-118	—	—	570-003
V6 - 2.8 (2849cc) - B280F								
1990-89	Cylinder Head	-	1-1/16"	6	555-142	—	—	—
1990-89	Cylinder Head	-	1-27/64"	2	555-145	—	—	—
V6 - 2.8 (2849cc) - B28F								
1987-80	Cylinder Head	-	1-1/16"	6	555-142	—	—	—
1987-80	Cylinder Head	-	1-27/64"	2	555-145	—	—	—

Section 10

Wheel Nut Covers Tech Tray	132	Wheel Stud Photo Guide	142-171
Bumper Bolts w/ Nuts	132	Wheel Bolt Photo Guide	172-175
Straight Keys/Keystock	132	Double Ended Wheel Studs	176
Woodruff Keys	133	Wheel Nuts	177-190
Woodruff Key Applications	133-135	Wheel Nut Torque Specifications	190-193
Wheel Stud and Bolt Buyer's Guide	135-138	Wheel Nut Covers	194-196
Wheel Nut Buyer's Guide	138-139	Wheel Nut Cover Specification Chart	
100 Packs of Wheel Nuts	139	by Part Number	196
Drive Flange Wedges	140	GM Brake Codes	196-197
Wheel Nut Cover Buyer's Guide	140	Wheel Hardware Applications	198-281
Heavy Duty Truck Interchange	140	Chrome Wheel Nuts	282
Over Length Studs	140	Chrome Wheel Locks	282
Under Length Studs	140	Chrome Mag Wheel Washers	282
Retro-Fit Nuts	141	Chrome Wheel Nut and Lock Kits	282
Proper Seating of Wheel Studs	141	Boxed Chrome Wheel Nuts	283
Wheel Tightening Sequence	141	Chrome Wheel Hardware Applications ..	283-289

Dot 1 Package Option

Don't Miss the Sale Because You Don't Want To Stock a Whole Box!

Your customers can purchase the exact quantity needed to finish the job!

Dot 1 Package Option allows you to supplement your inventory with single SKUs of Dorman Boxed Wheel Hardware



Chrome Wheel Hardware

Pages 282-289



Chrome Wheel Hardware features updated packaging and new product.



Keep Your Coverage Up-To-Date
Don't Miss the Sale!

Part # 030-611

WHEEL NUT COVERS TECH TRAY

SECTION
10

• 12 SKUs, 36 pieces • Tray measures 13-1/8"W x 2-5/16"H x 9"D

<p>611-605</p> <p>M24-2.0 Buick, Chevrolet, Oldsmobile, Pontiac 2002-82 18mm Black</p>  <p>REORDER QTY: 5 ASSORTMENT QTY: 3</p>	<p>611-606</p> <p>M24-2.0 Buick, Chevrolet, Oldsmobile 1999-89 18mm Grey</p>  <p>REORDER QTY: 5 ASSORTMENT QTY: 3</p>	<p>611-607</p> <p>M27-2.0 Chevrolet/GMC/Cadillac Trucks & SUVs 2002-88 23mm Black</p>  <p>REORDER QTY: 5 ASSORTMENT QTY: 3</p>	<p>611-608</p> <p>M24-2.0 Buick, Chevrolet, Oldsmobile, Pontiac 2000-92 19mm Stainless Steel</p>  <p>REORDER QTY: 5 ASSORTMENT QTY: 3</p>	<p>611-610</p> <p>M24-2.0 Chevrolet Lumina/APV, Oldsmobile Cutlass/Silhouette 1997-88 19mm Grey</p>  <p>REORDER QTY: 5 ASSORTMENT QTY: 3</p>	<p>611-615</p> <p>M24-2.0 Chevrolet/GMC Trucks & SUVs 2002-91 19mm Black</p>  <p>REORDER QTY: 5 ASSORTMENT QTY: 3</p>
<p>611-619</p> <p>M24-2.0 Pontiac Bonneville 1999-95 19mm Black</p>  <p>REORDER QTY: 5 ASSORTMENT QTY: 3</p>	<p>611-620</p> <p>M24-2.0 Buick, Chevrolet, Pontiac 2005-00 19mm Black</p>  <p>REORDER QTY: 5 ASSORTMENT QTY: 3</p>	<p>611-621</p> <p>M24-2.0 Buick, Chevrolet, Pontiac, Saturn 2005-99 19mm Grey</p>  <p>REORDER QTY: 5 ASSORTMENT QTY: 3</p>	<p>611-622</p> <p>M27-2.0 Cadillac Escalade, Chevrolet/GMC Truck 2000-99 22mm Black</p>  <p>REORDER QTY: 5 ASSORTMENT QTY: 3</p>	<p>611-623</p> <p>M27-2.0 Cadillac Escalade, Chevrolet/GMC Truck 2005-99 22mm Black</p>  <p>REORDER QTY: 5 ASSORTMENT QTY: 3</p>	<p>611-624</p> <p>M24-2.0 Buick Century, Regal 2005-97 19mm Grey</p>  <p>REORDER QTY: 5 ASSORTMENT QTY: 3</p>




Bumper Bolts w/Nuts

Thread Size	Under-Head Length	Finish	Standard Pack (Qty.)	Dealer Pak (Qty.)
5/16"-18	3/4"	Stainless Cap	605-023 (25)	853-023 (4)
3/8"-16	1"	Stainless Cap	605-021 (25)	853-021 (4)
3/8"-16	1-1/4"	Stainless Cap	605-022 (25)	853-022 (3)
7/16"-14	1"	Stainless Cap	605-016 (25)	853-016 (3)
7/16"-14	1-1/4"	Stainless Cap	605-005 (25)	853-005 (3)
7/16"-14	1-1/2"	Stainless Cap	605-006 (25)	853-006 (3)
7/16"-14	1-3/4"	Stainless Cap	605-007 (25)	853-007 (3)
7/16"-14	2-1/2"	Stainless Cap	605-026 (25)	

Thread Size	Under-Head Length	Finish	Standard Pack (Qty.)	Dealer Pak (Qty.)
1/2"-13	1-1/4"	Stainless Cap	605-018 (25)	853-018 (3)
1/2"-13	1-1/2"	Stainless Cap	605-019 (25)	853-019 (3)
1/2"-13	1-3/4"	Stainless Cap	605-009 (25)	853-009 (3)
1/2"-13	2-1/4"	Stainless Cap	605-020 (25)	853-020 (3)
M6-1.0	25mm	Zinc & Yellow	605-036 (5)	
M8-1.25	20mm	Stainless Cap	605-024 (5)	853-024 (4)
M8-1.25	30mm	Black Phosphate	605-031 (5)	
M10-1.50	33mm	Zinc & Clear	605-034 (5)	

Straight Keys/Keystock



Fractional Width	Fractional Length	Fractional Height	Decimal Width	Decimal Length	Decimal Height	Part # (Qty.)
1/8"	12"	1/8"	0.125"	12.000"	.125"	600-070 (5)
3/16"	1-23/32"	7/32"	0.188"	1.719"	.219"	600-108 (10)
3/16"	12"	3/16"	0.188"	12.000"	.188"	600-061 (5)
3/16"	3"	3/16"	0.188"	3.000"	.188"	600-059 (10)
3/16"	4"	3/16"	0.188"	4.000"	.188"	600-060 (10)
7/32"	2-3/8"	7/32"	0.219"	2.375"	.219"	600-002 (10)
15/64"	1-3/4"	15/64"	0.237"	1.750"	.237"	600-110 (10)
1/4"	2-1/2"	1/4"	0.250"	2.500"	.250"	600-003 (10)
1/4"	2-5/8"	1/4"	0.250"	2.625"	.250"	600-004 (10)
1/4"	2-5/8"	3/8"	0.250"	2.625"	.375"	600-033 (10)
1/4"	2-3/4"	1/4"	0.250"	2.750"	.250"	600-005 (10)
1/4"	2-55/64"	1/4"	0.250"	2.859"	.250"	600-107 (10)
1/4"	2-7/8"	1/4"	0.250"	2.875"	.250"	600-006 (10)
1/4"	2-7/8"	1/4"	0.250"	2.875"	.250"	600-106 (10)
1/4"	3"	1/4"	0.250"	3.000"	.250"	600-007 (10)
1/4"	3-1/8"	1/4"	0.250"	3.125"	.250"	600-008 (10)
1/4"	12"	1/4"	0.250"	12.000"	.250"	600-062 (5)

Fractional Width	Fractional Length	Fractional Height	Decimal Width	Decimal Length	Decimal Height	Part # (Qty.)
5/16"	2"	1/4"	0.313"	2.000"	.250"	600-011 (10)
5/16"	2-1/2"	5/16"	0.313"	2.500"	.313"	600-021 (10)
5/16"	2-3/4"	3/8"	0.313"	2.750"	.375"	600-038 (10)
5/16"	2-3/4"	7/16"	0.313"	2.750"	.438"	600-044 (10)
5/16"	2-7/8"	1/4"	0.313"	2.875"	.250"	600-014 (10)
5/16"	3-1/8"	5/16"	0.313"	3.125"	.313"	600-026 (10)
5/16"	3-1/4"	1/4"	0.313"	3.250"	.250"	600-016 (10)
5/16"	4"	5/16"	0.313"	4.000"	.313"	600-031 (10)
5/16"	12"	5/16"	0.313"	12.000"	.313"	600-063 (5)
3/8"	3-3/4"	3/8"	0.375"	3.750"	.375"	600-050 (10)
3/8"	12"	3/8"	0.375"	12.000"	.275"	600-067 (5)
7/16"	12"	7/16"	0.438"	12.000"	.438"	600-068 (5)
1/2"	12"	1/2"	0.500"	12.000"	.500"	600-069 (5)
9/16"	12"	9/16"	0.563"	12.000"	.563"	600-064 (5)
5/8"	12"	5/8"	0.625"	12.000"	.625"	600-065 (5)
3/4"	12"	3/4"	0.750"	12.000"	.750"	600-066 (5)

10
Tech Trays

Woodruff Keys



Fractional Width	Fractional Length	Fractional Height	Decimal Width	Decimal Length	Decimal Height	Part # (Qty.)
3/32"	15/32"	3/16"	0.094"	0.475"	0.188"	595-056 (25)
3/32"	39/64"	15/64"	0.094"	0.605"	0.236"	595-058 (25)
1/8"	31/64"	3/16"	0.125"	0.482"	0.189"	595-057 (25)
1/8"	39/64"	15/64"	0.125"	0.602"	0.236"	595-068 (25)
5/32"	33/64"	3/16"	0.157"	0.512"	0.182"	595-082 (25)
5/32"	37/64"	5/32"	0.157"	0.585"	0.149"	595-086 (25)
5/32"	39/64"	15/64"	0.157"	0.607"	0.237"	595-059 (25)
5/32"	23/32"	19/64"	0.157"	0.723"	0.299"	595-060 (25)
5/32"	55/64"	23/64"	0.157"	0.856"	0.365"	595-062 (25)
3/16"	35/64"	13/64"	0.188"	0.542"	0.199"	595-096 (10)
3/16"	19/32"	15/64"	0.188"	0.600"	0.233"	595-087 (25)
3/16"	47/64"	19/64"	0.188"	0.728"	0.301"	595-061 (25)
3/16"	55/64"	23/64"	0.188"	0.855"	0.362"	595-069 (25)
3/16"	63/64"	27/64"	0.188"	0.977"	0.424"	595-063 (25)
3/16"	67/64"	15/64"	0.188"	1.040"	0.233"	595-079 (25)
3/16"	1-11/32"	11/32"	0.188"	1.339"	0.350"	595-095 (10)
3/16"	1-3/8"	25/64"	0.188"	1.377"	0.394"	595-077 (25)
3/16"	1-13/32"	5/16"	0.188"	1.406"	0.314"	595-085 (25)
3/16"	1-3/4"	19/64"	0.188"	1.750"	0.302"	595-080 (25)
3/16"	1-3/4"	23/64"	0.187"	1.750"	0.358"	595-093 (10)

Fractional Width	Fractional Length	Fractional Height	Decimal Width	Decimal Length	Decimal Height	Part # (Qty.)
3/16"	1-13/16"	19/64"	0.188"	1.807"	0.299"	595-078 (25)
3/16"	1-13/16"	5/16"	0.187"	1.807"	0.279"	595-092 (10)
3/16"	1-53/64"	1/4"	0.188"	1.834"	0.247"	595-091 (10)
13/64"	1/4"	1/4"	0.197"	0.609"	0.254"	595-088 (25)
13/64"	45/64"	7/32"	0.197"	0.698"	0.215"	595-090 (10)
13/64"	45/64"	19/64"	0.203"	0.703"	0.296"	595-089 (10)
13/64"	1-31/64"	11/32"	0.197"	1.492"	0.350"	595-083 (10)
15/64"	23/32"	19/64"	0.236"	0.721"	0.291"	595-084 (25)
15/64"	53/64"	21/64"	0.236"	0.833"	0.334"	595-081 (25)
1/4"	23/32"	19/64"	0.250"	0.726"	0.300"	595-072 (25)
1/4"	55/64"	23/64"	0.250"	0.854"	0.361"	595-070 (25)
1/4"	63/64"	27/64"	0.250"	0.978"	0.425"	595-064 (25)
1/4"	1-7/64"	15/32"	0.250"	1.106"	0.471"	595-065 (25)
1/4"	1-45/64"	17/32"	0.250"	1.232"	0.533"	595-071 (25)
5/16"	31/32"	27/64"	0.314"	0.975"	0.424"	595-073 (25)
5/16"	1-7/64"	15/32"	0.314"	1.107"	0.473"	595-074 (25)
5/16"	1-15/64"	17/32"	0.314"	1.232"	0.533"	595-067 (25)
3/8"	63/64"	27/64"	0.375"	0.980"	0.426"	595-075 (25)
3/8"	1-15/64"	17/32"	0.375"	1.233"	0.533"	595-076 (25)
3/8"	3-3/4"	1/4"	0.375"	3.750"	0.250"	595-094 (3)

Woodruff Key Applications

Make/Engine	Years	Dorman Crankshaft Key	Dorman Camshaft Key
AMC/JEEP			
4 cyl. 2.5 (150 AMC Engine)	1984-83	595-061	N/R
4 cyl. 2.5 (151 GM Engine)	1983-80	595-061	595-061
6 cyl. All	1988-67	595-061	N/R
8 cyl. All	1984-73	595-078	595-059
8 cyl. All	1972-67	595-077	595-059
BUICK			
4 cyl. 1.8 (112), 2.0 (121)	1994-82	595-061	N/R
4 cyl. 1.8 (112), 2.0 (121) (5mm x 16mm)	1991-82	595-088	N/R
4 cyl. 2.2 (134)	1994-82	595-061	N/R
4 cyl. 2.3 (138)	1994-88	600-110	-
4 cyl. 2.5 (151)	1994-85	595-061	-
4 cyl. 2.5 (151)	1984-80	595-061	595-061
6 cyl. 2.8 (173)	1994-89	595-085	N/R
6 cyl. 2.8 (173)	1988-80	595-061	N/R
6 cyl. 3.1 (189)	1994-89	595-085	N/R
6 cyl. 3.2 (196), 3.0 (181), 3.8 (231), 4.1 (252)	1992-75	595-077	595-077
6 cyl. 3.3 (200), 3.8 (229), 4.3Z (Chevrolet V-6); 1 Long Key	1988-78	595-077	N/R
6 cyl. 3.3 (200), 3.8 (229), 4.3Z (Chevrolet V-6); 2 Short Keys	1988-78	595-061	N/R
6 cyl. 3.3 (204)	1993-88	595-078	-
6 cyl. 3.8 (230), 4.1 (250)	1975-66	595-061	595-061
8 cyl. 3.7 (225), 5.6 (340), 5.7 (350 H, J, X)	1982-64	595-077	595-077
8 cyl. 4.3-8 (260), 5.0Y (307)	1994-82	600-004	N/R
8 cyl. 4.4 (267), 5.0 (305), 5.7 (350) 1 Long Key	1994-68	595-077	N/R
8 cyl. 4.4 (267), 5.0 (305), 5.7 (350) 2 Short Keys	1994-68	595-061	N/R
8 cyl. 4.9 (301), 6.6 (400)	1982-77	595-077	595-061
8 cyl. 5.0Y (307), 5.7N, R (350), 6.6 (403)	1990-76	600-107	N/R
8 cyl. 6.6 (400), 7.0 (425), 7.0 (430), 7.5 (455)	1978-64	595-077	595-077
CADILLAC			
4 cyl. 1.8 (112), 2.0 (121)	1987-82	595-061	N/R
6 cyl. 2.8 (173)	1988-85	595-061	N/R
6 cyl. 3.8 (231), 4.1-4	1988-80	595-077	N/R
8 cyl. 4.1-8 (252)	1985-83	595-095	-
8 cyl. 4.3-8 (260), 5.0Y (307)	1994-82	600-004	N/R
8 cyl. 5.0 (305)	1994-91	595-061	N/R
8 cyl. 5.0Y (307), 5.7N, R (350)	1990-76	600-107	N/R
8 cyl. 5.7 (350)	1994-90	595-061	N/R
8 cyl. 6.0 (368), 7.0 (425), 7.0 (429), 7.7 (472), 8.2 (500)	1994-46	595-077	595-077
CHEVROLET (INC. TRUCKS)			
4 cyl. 1.4, 1.6 (Chevette)	1988-76	595-081	595-081
4 cyl. 1.8 (112), 2.0 (121)	1994-82	595-061	N/R
4 cyl. 1.8 (112), 2.0 (121) (5mm x 16mm)	1991-82	595-088	N/R
4 cyl. 2.0L (122), 2.3 (140)	1977-71	595-069	595-061
4 cyl. 2.2 (134)	1994-90	595-061	N/R
4 cyl. 2.3 (138)	1994-88	600-110	-
4 cyl. 2.5 (151)	1994-85	595-061	-
4 cyl. 2.5 (151)	1984-80	595-061	595-061
6 cyl. 153, 194, 230, 250, 292; 1 Long Key	1986-55	595-077	N/R
6 cyl. 153, 194, 230, 250, 292; 2 Short Keys	1986-55	595-061	N/R
6 cyl. 2.8 (173)	1994-89	595-085	N/R
6 cyl. 2.8 (173)	1988-80	595-061	N/R
6 cyl. 3.1 (189)	1994-89	595-085	N/R
6 cyl. 3.2 (196), 3.8 (231), 4.1 (250)	1987-78	595-077	595-077

Woodruff Key Applications

Make/Engine	Years	Dorman Crankshaft Key	Dorman Camshaft Key
CHEVROLET (INC. TRUCKS) (continued)			
6 cyl. 3.3 (200), 3.8 (229), 4.3Z (Chevrolet V-6) 1 Long Key	1994-78	595-077	N/R
6 cyl. 3.3 (200), 3.8 (229), 4.3Z (Chevrolet V-6) 1 Short Keys	1994-78	595-061	N/R
6 cyl. 3.4 (207)	1994-91	595-085	N/R
6 cyl. 3.8 (231), 4.1-4 (250)	1994-78	595-077	N/R
8 cyl. 4.3-8 (260), 5.0Y (307)	1994-82	600-004	N/R
8 cyl. 4.9 (301)	1982-80	595-077	595-061
8 cyl. 5.0Y (307), 5.7N, R (350), 6.6 (403)	1990-76	600-107	N/R
8 cyl. 6.2 Diesel	1994-82	595-061	595-061
8 cyl. All Except 301, 307Y, 350N, R, 403 1 Long Key	1994-55	595-077	-
8 cyl. All Except 301, 307Y, 350N, R, 403 2 Short Keys	1994-55	595-061	-
CHRYSLER CORP (INC. DODGE, PLYMOUTH, & TRUCKS)			
4 cyl. 1.6 (1595cc)	1981-77	595-086	595-086
4 cyl. 1.7 (105)	1982-78	595-086	595-086
4 cyl. 2.0 (1997cc)	1981-77	595-086	595-086
4 cyl. 2.2 (135)	1993-81	595-086	595-086
4 cyl. 2.5 (153)	1993-81	595-086	595-086
6 cyl. 2.8 (170), 3.2 (198), 3.7 (225)	1982-60	595-078	N/R
8 cyl. 4.5 (273), 5.2 (318), 5.6 (340), 5.9 (360)	1993-57	595-078	595-061
8 cyl. 6.3 (383), 6.6 (400), 6.7 (413), 7.0 (426), 7.2 (440)	1979-59	595-078	N/R
FORD (INC. LINCOLN, MERCURY & TRUCKS)			
4 cyl. 1.6 (98)	1988-87	595-079	595-088
4 cyl. 1.6 (98)	1985-81	595-079	595-090
4 cyl. 1.6 (98)	1973-71	595-079	-
4 cyl. 1.9 (116)	1994-85	595-079	595-090
4 cyl. 2.3 (140)	1990-80	595-082	-
4 cyl. 2.3 (140)	1980-74	595-082	-
4 cyl. 2.3 (140-HSC), 2.5 (153)	1994-85	595-079	-
6 cyl. 2.3 (144), 2.8 (170), 3.3 (200), 4.1 (250), 4.9 (300)	1988-65	595-080	-
6 cyl. 2.3 (144), 2.8 (170), 3.3 (200), 4.1 (250), 4.9 (300)	1988-65	600-108	-
6 cyl. 2.8 (171)	1988-73	595-084	595-084
6 cyl. 2.9 (177)	1992-86	595-084	595-084
6 cyl. 3.0 (183)	1992-86	595-092	N/R
6 cyl. 3.3 (200), 4.1 (250)	1983-80	600-108	-
6 cyl. 3.3 (200), 4.1 (250)	1980	595-080	-
6 cyl. 3.8 (230)	1992-88	595-085	595-091
6 cyl. 3.8 (230)	1988-82	595-077	N/R
6 cyl. 3.8 (230)	1987-82	595-085	-
6 cyl. 4.0 (244)	1995-90	595-084	-
6 cyl. 4.9 (300)	1992-80	595-080	-
8 cyl. 3.7 (221), 4.2 (255), 4.3 (260), 4.7 (289), 5.0 (302)	1988-62	595-085	-
8 cyl. 4.2 (255), 5.0 (302)	1995-80	595-085	-
8 cyl. 5.4 (330), 5.4 (332), 5.8 (352), 5.9 (360), 5.9 (361)	1978-58	595-085	N/R
8 cyl. 5.8 (351C), 351M, 351W, 6.6 (400)	1988-70	595-080	-
8 cyl. 5.8 (351C), 351M, 351W, 6.6 (400)	1988-70	595-080	600-108
8 cyl. 5.8 (351W)	1991-80	600-108	-
8 cyl. 6.1 (370), 7.0 (429)	1995-80	595-094	-
8 cyl. 6.4 (390), 6.7 (406), 7.0 (427), 7.0M (428)	1978-58	595-085	N/R
8 cyl. 6.6 (401), 7.8 (475), 7.8 (477), 8.8 (534)	1974-70	595-061	N/R
8 cyl. 6.9 (420) Diesel	1987-83	595-065	595-087
8 cyl. 7.0 (429), 430, 460, 462	1988-68	595-070	-
8 cyl. 7.3 (445) Diesel	1991-88	595-065	595-067
8 cyl. 7.5 (460)	1991-88	595-093	-
8 cyl. 7.8 (477), 8.8 (534)	1981-80	595-094	-
8 cyl. 7.8 (477), 8.8 (534)	1981-80	595-061	-
HONDA			
4 cyl. 1488cc, 1597cc, 1751cc	1989-73	600-109	595-082
NISSAN/DATSUN			
4 cyl. A12, A13, A14, A15	1984-71	595-087	-
4 cyl. CA18T	1986-84	595-089	N/R
4 cyl. CA20S, CA20E	1986-82	595-089	N/R
4 cyl. CA20S, CA20E	1986-82	595-088	-
4 cyl. CD17 Diesel	1986-83	595-088	N/R
4 cyl. E15, E16	1986-82	595-088	-
4 cyl. L13, L16, L18, L20B	1984-68	595-088	-
4 cyl. M10	1986-85	595-089	N/R
4 cyl. Z20, Z22, Z24	1986-80	595-088	-
6 cyl. L24, L26, L28	1984-75	595-088	-
6 cyl. VG30, VG30E, VG30T	1986-83	595-088	-
OLDSMOBILE			
4 cyl. 1.8 (112), 2.0 (121)	1994-82	595-061	N/R
4 cyl. 1.8 (112), 2.0 (121) (5mm x 16mm)	1991-82	595-088	N/R
4 cyl. 2.2 (134)	1994-82	595-061	N/R
4 cyl. 2.3 (138)	1994-87	600-110	-
4 cyl. 2.5 (151)	1994-85	595-061	-
4 cyl. 2.5 (151)	1984-80	595-061	595-061
6 cyl. 2.8 (173)	1994-89	595-085	N/R
6 cyl. 2.8 (173)	1988-80	595-061	N/R
6 cyl. 3.1 (189)	1994-89	595-085	N/R
6 cyl. 3.2 (196), 3.0 (181), 3.8 (231), 4.1 (252)	1992-76	595-077	595-077
6 cyl. 3.3 (204)	1994-89	595-078	-
6 cyl. 3.4 (207)	1994-91	595-085	N/R
6 cyl. 3.8 (230), 4.1 (250 CID)	1975-66	595-061	595-061
8 cyl. 4.3 (260), 5.0Y (307), 330, 5.7N, R (350), 400, 403, 425, 455	1988-64	600-107	N/R
8 cyl. 4.3-8 (260), 5.0Y (307)	1994-82	600-004	N/R

Woodruff Key Applications

Make/Engine	Years	Dorman Crankshaft Key	Dorman Camshaft Key
OLDSMOBILE (continued)			
8 cyl. 4.4 (267), 5.0 (305), 5.7 (350) 1 Long Key	1994-77	595-077	N/R
8 cyl. 4.4 (267), 5.0 (305), 5.7 (350) 2 Short Keys	1994-77	595-061	N/R
8 cyl. 4.9 (301)	1982-79	595-077	595-061
PONTIAC			
4 cyl. 1.4, 1.6 (T-1000)	1988-76	595-081	595-081
4 cyl. 1.8 (112), 2.0 (121)	1992-82	595-061	N/R
4 cyl. 1.8 (112), 2.0 (121) (5mm x 16mm)	1991-82	595-088	N/R
4 cyl. 2.2 (134)	1992-82	595-061	N/R
4 cyl. 2.3 (138)	1994-87	600-110	-
4 cyl. 2.5 (151)	1994-85	595-061	-
4 cyl. 2.5 (151)	1988-78	595-061	595-061
6 cyl. 2.8 (173)	1994-89	595-085	N/R
6 cyl. 2.8 (173)	1988-80	595-061	N/R
6 cyl. 3.1 (189)	1994-89	595-085	N/R
6 cyl. 3.2 (196), 3.0 (181), 3.8 (231), 4.1 (252)	1994-75	595-077	595-077
6 cyl. 3.3 (200), 3.8 (229), 4.3Z (Chevrolet V-6) 1 Long Key	1988-82	595-077	N/R
6 cyl. 3.3 (200), 3.8 (229), 4.3Z (Chevrolet V-6) 2 Short Keys	1988-82	595-061	N/R
6 cyl. 3.3 (204)	1994	595-077	-
6 cyl. 3.4 (207)	1994-91	595-085	N/R
6 cyl. 3.8 (230), 4.1 (250 CID)	1975-68	595-061	595-061
8 cyl. 4.3 (260), 5.0Y (307), 5.7N,R (350), 403	1994-78	600-107	N/R
8 cyl. 4.3-8 (260), 5.0Y (307)	1994-82	600-004	N/R
8 cyl. 4.4 (267), 5.0 (305), 5.7 (350) 1 Long Key	1992-76	595-077	N/R
8 cyl. 4.4 (267), 5.0 (305), 5.7 (350) 2 Short Keys	1992-76	595-061	N/R
8 cyl. 4.9 (301), 326, 350P, 389, 400, 421, 428, 455	1982-59	595-077	595-061
8 cyl. 5.7 (350H, 350J, 350X)	1980-76	595-077	595-077
TOYOTA			
4 cyl. 1AC, 3A, 3AC	1986-79	595-089	-
4 cyl. 1CTL, 2CTL	1986-84	595-081	-
4 cyl. 20R, 22R, 22REC	1986-74	595-089	-
4 cyl. 2TC, 3TC	1983-70	595-089	595-089
4 cyl. 3B	1984-80	595-089	595-089
4 cyl. 3RC	1970-64	595-089	595-089
4 cyl. 3YEC, 4YEC	1986-84	595-089	595-089
4 cyl. 4AC, 4ALC, 4AGEC, 4AGELC	1986-82	595-089	-
4 cyl. 8R, 18RC	1974-69	595-089	595-089
4 cyl. B	1980-78	595-089	595-089
4 cyl. KC, 3K, 3KC, 4KE	1984-68	595-089	-
4 cyl. L, 2L, 2LT	1986-79	595-081	-
6 cyl. F, 2F	1984-69	595-089	595-089
VOLKSWAGEN			
4 cyl. Air Cooled, Campmobile, Vanagon	1986-59	595-067	-

Wheel Stud and Bolt Buyer's Guide

Part # (Qty.)	Description	Page #
610-018 (10)	DeSoto 1949-46, Dodge 1955-53, Dodge Truck 1956-35, Plymouth 1955-33	172
610-019 (10)	Buick 1960-40, Dodge 1955-53, Packard 1956-33, Plymouth 1955-53	172
610-024 (10)	Chevrolet 1954-36, Chevrolet/GMC Truck 1962-51, Dodge 1969-62, Plymouth 1969-60	143
610-025 (10)	Buick 1985-61, Cadillac 1976, Chevrolet 1990-36, Chevrolet/GMC Truck 1981-51, Dodge 1962, Oldsmobile 1985-61, Pontiac 1986-67	142
610-032 (10)	AMC 1957-50, Cadillac 1951-38, Chrysler 1964-63, Dodge 1964-63, Ford 1968, Jeep 1973-53, Mercury 1969-68, Oldsmobile 1964-37, Plymouth 1964, Pontiac 1958-37, Rambler 1957-50, Studebaker 1950-47, Willys 1966-37	150
610-034 (10)	International 1980-67	147
610-036 (10)	DeSoto 1961-50, Dodge 1964-56, Dodge Truck 1962-57, Nash 1958-48, Plymouth 1964-61, Studebaker 1966-34	150
610-039 (10)	Chrysler 1968-63, DeSoto 1961-57, Dodge 1970-56, Dodge Truck 1971-61, Oldsmobile 1970-67, Plymouth 1970-56	148
610-041 (10)	Chevrolet 1960-53, Chevrolet/GMC Truck 1970-51	143
610-044 (10)	Ford & GM Truck, w/DRW	176
610-048 (10)	Dodge Truck 1972, GM Truck 1973-46	158
610-049 (10)	GM Truck 1975-73	158
610-050 (10)	Ford Truck 1977-64	159
610-052 (10)	Ford Truck 1977-64	160
610-052 (10)	Dodge Truck 1968, Ford Truck 1977-64	160
610-054 (10)	Ford Truck 1972-55	160
610-070 (10)	Buick 1960-59	172
610-071 (10)	Chevrolet/GMC Truck 1976-67	158
610-072 (10)	Chevrolet/GMC Truck 1967	158
610-073 (10)	Chevrolet/GMC Truck 1970-46	144
610-074 (10)	Chevrolet/GMC Truck 1970-46	144
610-076 (10)	Chevrolet/GMC Truck 1978-67	158
610-077 (10)	Ford Truck 1966-63	157
610-080 (10)	Buick 1967-61	149
610-081 (10)	Buick 1963-61	149
610-083 (10)	Dodge 1972-63, Plymouth 1972-60	143

Part # (Qty.)	Description	Page #
610-085 (10)	Ford 1973-61, Ford Truck 1974-65, Mercury 1973-65	151
610-086 (10)	Dodge Truck 1968-61, Ford Truck 1966-63	157
610-087 (10)	Dodge Truck 1968-61, Ford Truck 1966-63	157
610-088 (10)	GM Truck 1972-56 LH	159
610-089 (10)	GM Truck 1972-56	159
610-090 (10)	International 1973-61, Jeep 1966-61, Pontiac 1963-61	148
610-092 (10)	AMC 1972-58, Pontiac 1970-37	147
610-095 (10)	International 1973-48, Oldsmobile 1970-64	147
610-096 (10)	Dodge 1972-65, Oldsmobile 1972-64, Plymouth 1972-65	142
610-103 (10)	Chrysler 1989-65, Dodge 1989-62, Dodge Truck 1997-61, Jeep 1986-74, Plymouth 1989-62, Plymouth Truck 1985-75	151
610-105 (10)	Buick 1972-67, Oldsmobile 1972-70, Pontiac 1972-69	142
610-106 (10)	Buick 1970-65	147
610-109 (10)	AMC 1988-73, Edsel 1960-58, Ford 1975-49, Ford Truck 1975-53, Jeep 1999-61, Lincoln 1972-68, Mercury 1975-49	148
610-110 (10)	Buick 1970, Ford 1968-65, Ford Truck 1996-68, Mercury 1968-65, Oldsmobile 1970-67	149
610-111 (10)	Chevrolet 1970-67	142
610-114 (10)	Pontiac 1972-64	143
610-118 (10)	Chrysler Imperial 1967-63	156
610-120 (10)	Chrysler 1968-67, Dodge 1968-67, Dodge Truck 1970-63, Plymouth 1968-67	151
610-122 (10)	Chrysler 1969-65, Dodge 1970-65, Dodge Truck 1970-64, Plymouth 1970-65	151
610-126 (10)	Chevrolet/GMC Truck 2002-90, Chrysler 1969-67, Dodge 1968-67, Plymouth 1968-67	148
610-130 (10)	Dodge 1972-65, Plymouth 1972-65	143
610-131 (10)	Dodge 1970-65, Plymouth 1970-65	143
610-132 (10)	Chrysler 1971-65, Dodge 1972-65, Plymouth 1972-65	151
610-134 (10)	Chrysler 1971-65, Dodge 1972-62, Dodge Truck 1970-64, Plymouth 1972-62, Pontiac 1970-64	148
610-136 (10)	Dodge 1969-67, Plymouth 1969-67	150
610-138 (10)	Buick 1990-73, Cadillac 1990-76, Checker 1982-71, Chevrolet 1990-71, Chevrolet/GMC Truck 2002-71, Oldsmobile 1990-64, Pontiac 1989-71	143
610-144 (10)	Chevrolet/GMC Truck 1970-60	144

Wheel Stud and Bolt Buyer's Guide

10

Wheel Stud and Bolt Buyer's Guide

Part # (Qty.)	Description	Page #
610-145 (10)	Daytona Wheel Stud	176
610-146 (10)	Daytona Wheel Stud	176
610-147 (10)	GM Truck 1969-60	159
610-148 (10)	Chrysler 1973, Dodge 1973, Dodge Truck 1997-73, Ford 1973-69, Ford Truck 1979-66, Lincoln 1972-69, Mercury 1973-69, Plymouth 1973, Plymouth Truck 1985-74	147
610-149 (10)	Chrysler 1973-69, Dodge 1972-69, Dodge Truck 1981-71, Ford 1971-68, Mercury 1973-68, Plymouth 1972-69, Plymouth Truck 1981-75	149
610-153 (10)	Chevrolet/GMC Truck 1970-60, Dodge Truck 1981-69, Ford 1970-60, Plymouth Truck 1981-78	148
610-154 (10)	AMC 1975-71, International 1980-74, Pontiac 1970-69	149
610-155 (10)	Pontiac 1970-64	150
610-156 (10)	Pontiac 1969-64	142
610-157 (10)	Overlength Replacement For 610-186	142
610-158 (10)	GM Truck 1972-67	159
610-159 (10)	Buick 1990-71, Cadillac 1996-72, Checker 1982-71, Chevrolet 1990-71, Chevrolet/GMC 2002-71, Oldsmobile 1990-71, Pontiac 1989-71	146
610-162 (10)	Ford 1976-73, Lincoln 1976-73, Mercury 1976-73	147
610-163 (10)	Ford 1975-73, Lincoln 1975-73, Mercury 1975-73	144
610-166 (10)	Ford Pinto 1973-71, Mercury Capri 1972-71	142
610-168 (10)	Dodge 1976-73, Plymouth 1976-73	143
610-169 (10)	Chrysler 1985-75, Dodge 1985-73, Dodge Truck 1981-69, Plymouth 1985-73, Plymouth Truck 1981-78	147
610-170 (10)	AMC 1988-73, Jeep 1987-84	146
610-171 (10)	Ford 1948-36	148
610-172 (10)	AMC 1976-74, Chrysler 1978-74, Dodge 1977-74, Plymouth 1977-74	145
610-173 (10)	Chrysler 1978-74, Dodge 1977-74, Plymouth 1977-74	143
610-174 (10)	Chrysler 1975-74, Dodge Truck 2005-72, Jeep Liberty 2005-03, Plymouth Truck 1974	151
610-175 (10)	Mercury Capri 1974-71	142
610-176 (10)	Dodge Truck 1997-94, Ford 1989-74, Ford Truck 1989-83, Lincoln 1980-75, Mercury 1986-74	144
610-177 (10)	Ford 1975-74, Mercury 1975-74	149
610-178 (10)	Dodge Truck 1974-71	148
610-179 (10)	Chevrolet/GMC Truck 1991-71, Jeep 1991-74	142
610-180 (10)	Chevrolet/GMC Truck 1991-71, Jeep 1988-74	154
610-181 (10)	AM General 1999-92, Chevrolet/GMC Truck 1999-71	153
610-182 (10)	Chevrolet/GMC Truck 1999-71	153
610-183 (10)	Chevrolet/GMC Truck 1971-46	144
610-184 (10)	Chevrolet/GMC Truck 1967-60	144
610-185 (10)	Chevrolet/GMC Truck 1970-60	144
610-186 (10)	Buick 1985-64, Cadillac 1976, Chevrolet 1990-60, Chevrolet/GMC Truck 1991-51, Dodge 1976-61, Holden 1978-72, Jeep 1991-74, Oldsmobile 1985-64, Plymouth 1976-60, Pontiac 1986-64	142
610-187 (10)	GM Truck 1978-73	153
610-188 (10)	Chevrolet/GMC Truck 1981-71	152
610-189 (10)	Chevrolet/GMC Truck 1999-71	153
610-190 (10)	Chevrolet/GMC Truck 1972-71	152
610-191 (10)	Buick 1970-61, Cadillac 1976-55, International 1975-67, Oldsmobile 1964-46, Pontiac 1963-37	147
610-192 (10)	Chevrolet/GMC Truck 1970-46	144
610-193 (10)	Chevrolet/GMC Truck 1974-72	153
610-194 (10)	Chevrolet/GMC Truck 1999-74	153
610-196 (10)	Dodge Truck 1974-73	158
610-198 (10)	Dodge Truck 1997-73, Plymouth Truck 1983-74	158
610-199 (10)	Dodge Truck 1993-73	157
610-201 (10)	Dodge Truck 1972-61	148
610-202 (10)	Dodge Truck 1973-72 LH	158
610-203 (10)	Dodge Truck 1985-63, Ford Truck 1972-67	158
610-204 (10)	Dodge Truck 1973-63	157
610-206 (10)	Dodge Truck 1972	158
610-210 (10)	Dodge Truck 1996-69, Ford Truck 1972-66, Plymouth Truck 1983-74	149
610-213 (10)	Dodge Truck 1996-72, Plymouth Truck 1983-74	157
610-215 (10)	Dodge Truck 1993-73	157
610-216 (10)	Ford Truck 1974-73	154
610-217 (10)	Ford Truck 1989-86	154
610-218 (10)	Dodge Truck 2002-94, Ford Truck 1984-67	154
610-219 (10)	Buick 1970-68, Ford 1969-65, Ford Truck 1996-67, Mercury 1968-65, Olds 1970-67	149
610-220 (10)	Dodge Truck 1974-61, Ford Truck 1976-57, Plymouth Truck 1974	150
610-222 (10)	Ford Truck 1976-67	154
610-223 (10)	Ford Truck 1976-67	154
610-224 (10)	Ford Truck 1976-63	156
610-225 (10)	Ford Truck 1977-73	159
610-226 (10)	Ford Truck 1977-73	159
610-227 (10)	Ford Truck 1972-67	155
610-228 (10)	Ford Truck 1989-67	155

Part # (Qty.)	Description	Page #
610-229 (10)	Ford Truck 1975-63	157
610-231 (10)	Ford Truck 1977-73	159
610-232 (10)	Ford Truck 1977-73	159
610-233 (10)	Ford Truck 1984-67	155
610-234 (10)	Chrysler 1989-75, Dodge 1989-73, Jeep 2005-93, Plymouth 1989-74	147
610-235 (10)	Ford 1983-81, Mercury 1983-81	146
610-236 (10)	AMC 1983-76, Dodge 1981-78, Dodge Truck 2003-78, Jeep 1992-87, Plymouth 1981-77, Plymouth Truck 1985-78	145
610-238 (10)	Chevrolet Chevette 1987-76, Pontiac T1000 1987-81	166
610-239 (10)	Chrysler 1982, Dodge 1983-78, Plymouth 1983-78	167
610-240 (10)	Infiniti 2003-97, Nissan 1986-68, Nissan Truck 2005-77	161
610-242 (10)	Nissan 1982-71	161
610-244 (10)	Daihatsu 1992-90, Lexus 2005-90, Scion 2005-03, Toyota 2005-68, Toyota Truck 2005-69	165
610-245 (10)	Toyota Truck 1980-69	165
610-246 (10)	Volkswagen 1992-80	169
610-247 (10)	Mercedes 1985-73	173
610-248 (10)	Volkswagen 1974-54	174
610-249 (10)	Audi 1981-73, Mercedes 2002-55, Volkswagen 1988-74	173
610-250 (10)	Porsche 1976-70, Volkswagen 1992-60	175
610-251 (10)	Porsche 1992-81	175
610-252 (10)	Ford 1993-76, Lincoln 1992-76, Mercury 1991-76	145
610-253 (10)	Chevrolet 1987-76, Chrysler 2005-82, Dodge 2005-78, Plymouth 2001-78, Pontiac 1987-81	165
610-254 (10)	Buick 2005-79, Cadillac 2005-79, Chevrolet 2005-80, Chevrolet/GMC Truck 2005-82, Holden 1987-79, Honda 1995-94, Isuzu Truck 2000-90, Oldsmobile 2004-79, Pontiac 2005-80, Saturn 2002-91	162
610-255 (10)	AMC 1988-80	150
610-256 (10)	AMC 1988-80, Jeep 1989-84	150
610-257 (10)	Ford Fiesta 1980-78	174
610-258 (10)	Buick 1980-77, Cadillac 1996-67, Jaguar 1998, Oldsmobile 1978-66	143
610-259 (10)	Chevrolet 1982-60	142
610-260 (10)	Ford 1993-76, Ford Truck 2005-75, Lincoln 1992-76, Mercury 1991-76	146
610-261 (10)	Acura 1999-96, BMW 1976-68, Chevrolet/GMC Truck 1981-72, Isuzu Truck 2000-81	166
610-262 (10)	Acura 1999-96, Chevrolet/GMC Truck 1981-76, Honda 2002-64, Isuzu Truck 2002-81, Mitsubishi Truck 2004-83	166
610-263 (10)	Nissan 1986-84	161
610-264 (10)	Toyota Truck 1990-81	166
610-265 (10)	Toyota 1985-79	166
610-266 (10)	Chevrolet 2002-85, Geo 1997-89, Lexus 2005-90, Pontiac 2005-03, Scion 2005-03, Toyota 2005-85, Toyota Truck 2005-73	165
610-267 (10)	Honda Accord 1981-73	160
610-268 (10)	Honda Prelude 1982-79	174
610-269 (10)	Acura 2005-86, Honda 2005-80	162
610-270 (10)	Mercury Capri 1977-76, Mekur 1989-85	163
610-273 (10)	Jeep 1986-77	148
610-274 (10)	Mazda 1985-71	174
610-275 (10)	Chrysler 1989-87, Daihatsu 1992-88, Dodge 1994-71, Dodge Truck 1993-79, Eagle 1995-89, Hyundai 2001-94, Mitsubishi 1999-83, Mitsubishi Truck 1999-83, Plymouth 1994-76, Plymouth Truck 1982-79	166
610-276 (10)	Dodge 1985-79, Dodge Truck 1984-79, Hyundai 2001-87, Mitsubishi 1993-83, Mitsubishi Truck 1986-83, Plymouth 1985-79, Plymouth Truck 1982-79	166
610-277 (10)	Dodge Truck 1993-78, Ford Truck 1989-80, Plymouth Truck 1981-79	149
610-278 (10)	Ford Truck 1997-80	152
610-279 (10)	Ford Truck 1980-73	145
610-280 (10)	Ford Truck 1983-80	146
610-281 (10)	Chevrolet/GMC Truck 2002-77, Dodge Truck 1993-72	158
610-282 (10)	Chevrolet/GMC Truck 1988-77	156
610-283 (10)	Chevrolet/GMC Truck 1991-77	155
610-284 (10)	Chevrolet/GMC Truck 1996-81	153
610-285 (10)	Chrysler 2005-82, Dodge 2005-81, Mazda 2005-93, Plymouth 2001-81	168
610-286 (10)	Dodge Truck 1997-78, Plymouth Truck 1983-78	152
610-287 (10)	Dodge Truck 1999-94, Jeep 2005-02	151
610-289 (10)	Dodge Truck 1990-87	145
610-290 (10)	Ford Truck 2005-73	146
610-291 (10)	Eagle 1989, Renault 1987-83	167
610-292 (10)	Jeep 1988-74	153
610-293 (10)	Ford Truck 1985-80	144
610-294 (10)	Mazda 1989-81, Mercury 1994-87	163
610-295 (10)	Ford 1992-89, Kia 2001-95, Mazda 1992-76, Mazda Truck 1993-74, Mercury 1994-91	162
610-297 (10)*	Ford Truck 1983-80	155
610-298 (10)*	Ford Truck 1989-84	144

Wheel Stud and Bolt Buyer's Guide

Part # (Qty.)	Description	Page #
610-299 (10)	Ford Truck 1983-80	155
610-300 (10)	Ford Truck 2005-67	154
610-301 (10)	Ford Truck 1989-84	153
610-302 (10)	Ford 1994-83, Lincoln 1989-88, Mercury 1994-83	167
610-303 (10)	Ford Truck 2005-85	156
610-305 (10)	Ford Truck 2005-86	155
610-306 (10)	Ford 1994-90, Lincoln 1991-90, Mercury 1994-90	164
610-307 (10)	Chevrolet 1988-85, Geo 1993-89, Isuzu 1993-81, Opel 79-76, Passport 1993-88	162
610-308 (10)	Chevrolet 1988-85, Geo 1994-89	160
610-309 (10)	Mazda Truck 1993-86	163
610-312 (10)	Chrysler 2005-96, Dodge 2005-96, Dodge Truck 1991-87, Honda 2002-94, Isuzu Truck 2004-91, Lexus 1997-96, Mitsubishi Truck 2004-83, Plymouth 2000-96, Toyota Truck 2005-79	165
610-315 (10)	Dodge Truck 1973-71, Volvo 1993-68	150
610-317 (10)	Audi 1987-80, Volkswagen 2002-74	173
610-318 (10)	Audi 2005-78, Porsche 1982-77, Volkswagen 2005-92	175
610-320 (10)	Infiniti 2005-90, Nissan 1998-68, Nissan Truck 2005-72	161
610-321 (10)	Dodge 1992-90, Eagle 1992-88, Renault 1987-83	168
610-322 (10)	Subaru 1994-72	161
610-323 (10)	Overlength Replacement For 610-254	162
610-324 (10)	Buick 1998-88, Chevrolet 2001-90, Oldsmobile 2002-88, Pontiac 2003-88	162
610-325 (10)	Chevrolet/GMC Truck 2002-88	170
610-326 (10)	Chevrolet/GMC Truck 2002-88	170
610-327 (10)	Cadillac 1999, Chevrolet/GMC Truck 2000-88	170
610-328 (10)	Cadillac 1999, Chevrolet/GMC Truck 2000-88	170
610-329 (10)	Cadillac 1997, Chevrolet/GMC Truck 2002-88	170
610-330 (10)	Chevrolet/GMC Truck 2002-88	170
610-331 (10)	Chevrolet/GMC Truck 2002-88	171
610-332 (10)	Chevrolet/GMC Truck 2000-88	171
610-333 (10)	Chevrolet/GMC Truck 2002-88	170
610-334 (10)	Chevrolet 2000-99, Geo 1998-89, Suzuki 2001-89	160
610-335 (10)	Nissan Truck 1989-86	176
610-336 (10)	Chevrolet 2001-99, Chevrolet/GMC Truck 2004-98, Geo 1998-89, Suzuki 2005-89	160
610-337 (10)	Eagle 1989-88, Passport 1991-88, Pontiac 1993-88	174
610-338 (10)	Toyota Truck 1994-87	171
610-339 (10)	Toyota Truck 1994-84	176
610-340 (10)	Ford 2005-89, Hyundai 2005-94, Kia 2005-95, Mazda 2005-88, Mercury 2002-91	163
610-341 (10)	Mazda 1992-86	163
610-342 (10)	Ford 1990-89, Mercury 1990-89	164
610-343 (10)	Ford 1992-89, Mercury 1992-89	168
610-344 (10)	Ford 2000-90, Lincoln 1992-90, Mercury 2000-90	164
610-345 (10)	Dodge Truck 1999-94, Ford 1993-75, Ford Truck 2005-83, Mazda Truck 2005-91, Mercury 2001-74, Saab 1987-71	145
610-346 (10)	Dodge Truck 1999-94, Ford Truck 1997-88	154
610-347 (10)	Ford Truck 1997-88	154
610-348 (10)	Dodge Truck 1993-86	151
610-349 (10)	Trailer, Hex Head Wheel Bolt 1/2"-20" x 3/4"	172
610-350 (10)	Trailer, Hex Head Wheel Bolt, 1/2"-20" x 1"	172
610-351 (10)	Trailer, Hex Head Wheel Bolt, 1/2"-20" x 3/4"	172
610-352 (10)	Trailer, Hex Head Wheel Bolt, 9/16"-18" x 29/32"	172
610-353 (10)	Trailer, Hex Head Wheel Bolt, 9/16"-18" x 1-1/4"	172
610-354 (10)	Trailer, Hex Head Wheel Bolt, 9/16"-18" x 1-1/8"	172
610-355 (10)	Trailer, Hex Head Wheel Bolt, 9/16"-18" x 1-1/2"	172
610-356 (10)	Trailer, Hex Head Wheel Bolt, 5/8"-18" x 13/16"	173
610-357 (10)	Trailer, Hex Head Wheel Bolt, 5/8"-18" x 1-7/16"	173
610-358 (10)	Ford Truck 1997-89	145
610-359 (10)	GM Truck 1995-75	154
610-360 (10)	Acura 2005-87, Honda 2005-92, Isuzu Truck 1999-96	162
610-361 (10)	Chrysler 1991-88, Dodge 1990-88	169
610-362 (10)	Acura 1998-92, Honda 1997-90	162
610-363 (10)	Dodge Truck 1993-75	151
610-364 (10)	Jeep 2001-86	146
610-365 (10)	Ford 1997-83, Ford Truck 1998-95, Lincoln 1998-88, Mercury 1997-83	164
610-366 (10)	Ford 1997-92, Lincoln 1997-91, Mercury 1997-92	145
610-367 (10)	Audi 2003-00, BMW 2005-75, Cadillac 2001-97, Pontiac 1992-91, Saab 2001-94	174
610-368 (10)	Ford 2004-92, Ford Truck 2002-95, Lincoln 2001-91, Mazda Truck 2002-91, Mercury 2001-92	146
610-369 (10)	Chrysler 2005-93, Dodge 2005-93, Plymouth 2001-93	168
610-370 (10)	Chrysler 1992-91, Dodge 1992-91, Plymouth 1992-91	168
610-371 (10)	Chrysler 1995-91, Dodge 1995-91, Plymouth 1995-91	169
610-372 (10)	Volvo 1998-83	168
610-373 (10)	Volvo 1991-83	164
610-374 (10)	Volvo 1998-88	164
610-375 (10)	Nissan 1992-89	161
610-376 (10)	Ford 2005-93, Ford Truck 1998, Lincoln 2000-93, Mercury 2005-93	164

* NEW!

Part # (Qty.)	Description	Page #
610-378 (10)	Infiniti 2005-90, Nissan 2005-90, Nissan Truck 2005-04	161
610-379 (10)	Dodge Truck 2001-94, Ford Truck 2005-95, Mercury 2001-95	147
610-380 (10)	Dodge Truck 1999-94	152
610-381 (10)	Dodge Truck 1999-94	152
610-382 (10)	Dodge Truck 2003-94	155
610-383 (10)	Dodge Truck 2002-94	155
610-384 (10)	Chrysler 2001-93, Dodge 2001-93, Eagle 1997-93, Plymouth 2001-97	168
610-387 (10)	Ford Truck 1998-95	167
610-388 (10)	Ford 1997-93, Lincoln 1998-93, Mercury 1997-93	168
610-389 (10)	Dodge Truck 2005-94	156
610-390 (10)	Ford Truck 2005-97, Lincoln 2000-98	169
610-391 (10)	Ford Truck 1997-83, Mazda Truck 1997-91	144
610-392 (10)	Chevrolet/GMC Truck 1995-77	156
610-393 (10)	Ford Truck 2005-97	169
610-394 (10)	Saab 1987-70	143
610-395 (10)	Dodge 2005-92, Dodge Truck 2005-91, Ford 2004-94	145
610-396 (10)	Nissan 1990-79	161
610-398 (10)	Suzuki 1988-86	160
610-399 (10)	Suzuki 1988-86	160
610-401 (10)	Subaru 2005-92	161
610-402 (10)	Subaru 1991-88	160
610-403 (10)	Infiniti 1995-93, Nissan 1998-87	161
610-404 (10)	Mercury 2002-93, Nissan 1998-93, Nissan Truck 2005-04	161
610-405 (10)	Alfa Romeo 1992-91, Fiat 1983-69, Yugo 1982-86	173
610-406 (10)	Ford 1997-88	173
610-407 (10)	BMW 1976-68, Mitsubishi Truck 1994-92	167
610-408 (10)	Acura 1997-86	162
610-409 (10)	Mazda 1988-86	163
610-410 (10)	Kia 2005-93, Mazda 2001-89	163
610-411 (10)	Saab 1998-86, Volkswagen 1992-86	175
610-412 (10)	Volvo 2005-92	174
610-413 (10)	Acura 1988-86, Sterling 1991-87	163
610-414 (10)	Chrysler 2005-95, Dodge 2005-85, Eagle 1998-89, Hyundai 2005-89, Kia 2005-01, Mitsubishi 2005-85, Mitsubishi Truck 2005-03, Plymouth 1994-89	166
610-415 (10)	Chrysler 1989-88, Dodge 1986, Mitsubishi 1989-85, Plymouth 1986	162
610-416 (10)	Ford 2005-96, Ford Truck 2003-99, Lincoln 1999-95, Mercury 2005-96	167
610-417 (10)	Chrysler 1995-90, Dodge 1995-89, Plymouth 1995-89	164
610-418 (10)	Chevrolet/GMC Truck 2001-96	157
610-419 (10)	Dodge Truck 1999-94	152
610-421 (10)	Dodge Truck 1997	156
610-424 (10)	Ford Truck 2005-98	171
610-425 (10)	Ford Truck 2005-01	169
610-426 (10)	Ford 2005-98, Lincoln 2005-98, Mercury 2005-98	145
610-427 (10)	Ford 2005-00, Lincoln 2002-99, Mercury 2005-00	165
610-428 (10)	Cadillac 2005-00, Chevrolet/GMC Truck 2005-99	169
610-429 (10)	Chevrolet/GMC Truck 1999-97	156
610-431 (10)	Chevrolet/GMC Truck 2005-99	169
610-432 (10)	Cadillac 1999-97	170
610-434 (10)	Cadillac 2005-02, Chevrolet/GMC Truck 2005-99	171
610-435 (10)*	Chevrolet/GMC Truck 2005-01	170
610-436 (10)*	Chevrolet/GMC Truck 2005-01	171
610-437 (10)*	Chevrolet/GMC Truck 2002	170
610-438 (10)*	Chrysler 2004-02, Dodge 2004-02	168
610-439 (10)*	Dodge Truck 2002-01	156
610-440 (10)*	Ford Focus 2005-00	163
610-441 (10)*	Ford Truck 2005-01	147
610-442 (10)*	Ford Truck 2005-01, Lincoln 2005-00	171
610-443 (10)*	Ford Truck 2005-01, Mercury 2005	164
610-444 (10)*	Ford Truck 2005-02, Lincoln 2005-03, Mercury 2005-02	150
610-445 (10)*	Hyundai 2005-01	167
610-446 (10)*	Jeep 2005-02	152
610-449 (10)*	Jeep 2005-03	150
610-450 (10)*	Kia 2002-01	173
610-452 (10)*	Mitsubishi Truck 2004-01	165
610-453 (10)*	Nissan 2001	161
610-455 (10)*	Ford Truck 2005-99	171
610-456 (10)*	Volvo 2002-99	175
610-457 (10)*	Volvo 1993-91	168
610-460 (10)*	Volvo 2003-00	166
610-461 (10)*	Volvo 2005-93	174
610-462 (10)*	Toyota Truck 2005-00	165
610-463 (10)*	Toyota 2005-03	165
610-464 (10)*	Ford 2005-01, Ford Truck 2005-03, Lincoln 2005-02, Mercury 2005-01, Mazda Truck 2005-03	145
610-467 (10)*	2003-2000 Audi A8 & S8	174
610-468 (10)*	Mazda 2005-03	162
610-470 (10)*	Mazda Truck 2005-01	164
610-471 (10)*	Dodge Truck 2005-03	155
610-473 (10)*	Chrysler 2004-02, Dodge 2004-02	167

10

Wheel Stud and Bolt Buyer's Guide

Wheel Stud and Bolt Buyer's Guide

Part # (Qty.)	Description	Page #
610-474 (10)	2003-2001 Chrysler PT Cruiser, 2003-02 Dodge Neon	167
610-475 (10)	2003 Jeep Wrangler, Grand Cherokee, Liberty	146
610-476 (10)*	Chrysler 2005-01, Dodge 2005-01	167
610-477 (10)*	Isuzu Truck 2004-02	166
610-479 (10)*	Ford Truck 2002, Mercury 2002	145
610-480 (10)*	Ford Truck 2005-03, Mercury 2005-03; Dodge Truck 2005-03	146

* NEW!

Part # (Qty.)	Description	Page #
610-482 (10)*	Ford 2005-01, Ford Truck 2003-99, Lincoln 2002-01, Mercury 2005-01	165
610-483 (10)*	Ford Truck 2005-01	169
610-484 (10)*	Ford 2003-02, Lincoln 2003-00	163
610-485 (10)*	Ford Truck 2005-99	171
610-486 (10)*	Chevrolet/GMC Truck 2005-02, Oldsmobile 2004-02	162
610-487 (10)*	Chevrolet/GMC Truck 2002	156

Wheel Nut Buyer's Guide

Part # (Qty.)	Description	Page #
611-001 (10)	Standard Mag Wheel Washer 11/16" I.D.	283
611-002 (10)	Mag Wheel Nut 1/2"-20 - short	283
611-014 (25)	Buick 1985-61; Cadillac 1976; Chevrolet 1990-36; Chevrolet/GMC Truck 1991-51; Dodge 1976-61; Holden 1978-72; Jeep 1988-74; Mercury 1977-71; Nissan Truck 67-65, Oldsmobile 1985-61; Plymouth 1976-60; Pontiac 1986-64	177
611-015 (25)	Buick 63-61, Dodge 1970-62, Oldsmobile 63-61, Plymouth 1970-60	177
611-016 (25)	AMC 66-50, Buick 1990-61, Cadillac 1992-38, Checker 1982-68, Chevrolet 1990-71, Chevrolet/GMC Truck 2002-46, Dodge Truck 68-63, Edsel 60-58, Ford 2005-36, Ford Truck 2005-53, IHC 1980-48, Jeep 1986-53, Lincoln 2005-65, Mercury 2005-46, Oldsmobile 1990-37, Pontiac 1989-37	178
611-026 (25)	Chrysler 1970-63, DeSoto 61-50, Dodge 1970-56, Dodge Truck 1971-57, Nash 58-48, Plymouth 1970-56, Studebaker 58-34	178
611-027 (25)	AMC 1988-67, Chevrolet/GMC Truck 1971-46, Chrysler 1989-63, DeSoto 61-50, Dodge 1989-56, Dodge Truck 2003-57, Ford Truck 1997-83, Nash 1958-48, Plymouth 1989-56, Plymouth Truck 1985-74, Saab 1987-70, Studebaker 66-34, Volvo 1993-68	178
611-028 (10)	Dodge Truck 1968, Ford Truck 1977-64	182
611-031 (25)	AMC 1957-50, Buick 1963-61, Cadillac 1959-52, Checker 1969-68, Dodge Truck 1974-69, International 1973-48, Jeep 1966-53, Oldsmobile 1963-46, Pontiac 1963-37, Rambler 1957-50, Willys 1961-37	178
611-032 (10)	Ford Truck 1977-64	181
611-033 (10)	Ford Truck 1977-64	182
611-034 (10)	Ford Truck 1977-64	183
611-035 (10)	Ford Truck 1977-64	183
611-039 (10)	Double Ball Faced Nut	180
611-043 (10)	Flanged Wheel Nut	181
611-044 (10)	Ford Truck 1965-48	181
611-045 (10)	Ford Truck 1965-48 LH	181
611-047 (10)	Chrysler 1967-63	179
611-048 (10)	Flat Faced Rim Nut	180
611-049 (10)	Flat Faced Rim Nut	181
611-050 (10)	Chrysler 1967-63 LH	179
611-051 (10)	Ford Truck 1976-63	181
611-052 (10)	AM General 1995-92, Chevrolet/GMC Truck 1999-71, Ford Truck 2005-92, Jeep 1988-74	179
611-053 (10)	Chevrolet/GMC Truck 1999-71	180
611-054 (10)	AM General 1999-96	179
611-055 (10)	Chevrolet/GMC Truck 2002-77, Dodge Truck 1997-61, Plymouth Truck 1983-74	180
611-056 (10)	Dodge Truck 1973-61	181
611-057 (10)	Dodge Truck 1994-72	181
611-058 (10)	Ford Truck 1984-67	180
611-059 (10)	Ford Truck 1984-67	180
611-060 (10)	Ford Truck 1966-63	181
611-061 (10)	Ford Truck 1991-69	180
611-062 (10)	BMW 1976-68, Buick 1999-79, Cadillac 1993-79, Chevrolet 1996-76, Chevrolet/GMC Truck 2002-80, Chrysler 2005-82, Dodge 2005-78, Eagle 1997-89, Ford 1998-84, Ford Truck 2003-95, Geo 1993-89, Isuzu 1993-81, Lincoln 1989-88, Mercury 1998-76, Oldsmobile 1976-80, Plymouth 2000-78, Pontiac 1993-80, Volvo 1998-83	184
611-063 (10)	BMW 1976-68, Buick 2005-88, Cadillac 2005-79, Chevrolet 2005-84, Chevrolet Truck 2005-02, Chrysler 2005-83, Dodge 2005-78, Eagle 1992-88, Ford 2005-83, Ford Truck 2005-95, Lincoln 2002-88, Mercury 2005-83, Oldsmobile 2004-85, Plymouth 2001-78, Pontiac 2005-87	184
611-064 (10)	Chevrolet 2001-99, Geo 1998-90, Nissan 1973-71, Nissan Truck 1973-72, Subaru 2005-75, Suzuki 1995	183
611-065 (10)	Infiniti 2005-90, Mercury 2002-93, Nissan 2005-68, Nissan Truck 2005-72	183

Part # (Qty.)	Description	Page #
611-066 (10)	Chevrolet 2002-85, Chrysler 2005-95, Dodge 2005-71, Dodge Truck 1991-79, Eagle 1996-89, Geo 1997-89, Mitsubishi 2005-83, Mitsubishi Truck 1996-83, Plymouth 1994-76, Scion 2005-03, Toyota 2005-68, Toyota Truck 2005-69	186
611-067 (10)	Porsche 1980-70, Volkswagen 1992-80	189
611-070 (10)	Buick 1985-67, Chevrolet 1981-71, Chevrolet/GMC Truck 1991-71, Oldsmobile 1985-67, Pontiac 1986-64	177
611-071 (10)	Chevrolet/GMC Truck 1991-85, Ford 2005-72, Ford Truck 1996-67, Lincoln 1992-80, Mercury 2005-73	179
611-072 (10)	Chevrolet/GMC Truck 1979-72, Ford 2003-89, Hyundai 2005-94, Kia 2005-93, Mazda 2005-81, Mazda Truck 1984-72, Mercury 1997-87	187
611-073 (10)	Buick 1990-64, Chevrolet 1976-71, Chevrolet/GMC Truck 1995-71, Oldsmobile 1985-71, Pontiac 1986-64	178
611-074 (10)	Acura 1999-96, Alfa Romeo 1994-81, BMW 1976-68, Chevrolet 1988-85, Chrysler 2005-82, Dodge 2005-81, Eagle 1997-88, Geo 1989, Honda 2002-94, Isuzu 1989-81, Isuzu Truck 2002-81, Plymouth 2001-78	185
611-075 (10)	Acura 2005-85, Honda 2005-82	184
611-076 (10)	Geo 1994-89, Honda 1981-73, Subaru 2005-72, Suzuki 2000-86	183
611-077 (10)	Ford 2003-89, Mercury 2003-87	187
611-078 (10)	Dodge 1986-71, Dodge Truck 1993-85, Mazda 1978-76, Mazda Truck 1984-74, Mitsubishi 1989-83, Mitsubishi Truck 1996-83, Plymouth 1986-76, Toyota 1978-68	188
611-079 (5)	Inner Nut For HD Truck W/Aluminum Wheels	182
611-080 (5)	Inner Nut For HD Truck W/Aluminum Wheels LH	182
611-081 (10)	Ford Truck 1983-67	180
611-084 (10)	Buick 2005-79, Cadillac 1988-82, Chevrolet 2005-76, Chevrolet/GMC Truck 1990-82, Oldsmobile 1998-79, Pontiac 2005-80	186
611-085 (10)	Buick 1999-79, Cadillac 1993-79, Chevrolet 1996-80, Chevrolet/GMC Truck 1987-82, Oldsmobile 1996-79, Pontiac 1997-80	184
611-086 (10)	Buick 1985-77, Chevrolet 1990-77, Oldsmobile 1985-73, Pontiac 1986-77	177
611-087 (10)	Buick 1990-82, Chevrolet 1987-76, Oldsmobile 1988-82, Pontiac 1990-80, Renault 1987-83	185
611-088 (10)	Buick 1990-71, Cadillac 1992-81, Oldsmobile 1990-77, Pontiac 1989-77	178
611-089 (10)	Buick 1996-80, Chevrolet 1990-82, Chevrolet/GMC Truck 1987-82, Oldsmobile 1994-88, Pontiac 1989-80	185
611-090 (10)	Buick 1986, Chevrolet 1991-82, Chevrolet/GMC Truck 1987-82, Dodge 1989-85, Oldsmobile 1990-82, Plymouth 1989-88, Pontiac 1988-87	185
611-091 (10)	AMC 1983-77, Chrysler 1989-71, Dodge 1989-71, Dodge Truck 1998-72, Plymouth 1989-71, Plymouth Truck 1985-74	177
611-092 (10)	Ford Truck 1991-84	180
611-093 (10)	Buick 1990-80, Cadillac 1996-93, Chevrolet/GMC Truck 2002-85, Ford 2005-77, Ford Truck 2005-80, Lincoln 1992-75, Mercury 2005-78, Oldsmobile 1990	178
611-094 (10)	AMC 1983-77, Chrysler 1975, Dodge 1980-74, Ford Truck 2005-83, Mazda Truck 2005-91, Mercury 2005-03, Plymouth 1980-74	178
611-096 (10)	Chevrolet 1988-85, Geo 1994-89	183
611-097 (10)	Chrome Acorn Nut 7/16"-20, 13/16" Hex, 60 Degree Seat	283
611-098 (10)	Jeep 1986-77	283
611-099 (10)	Chrome Acorn Nut M12-1.25	283
611-100 (10)	Ford 2003-91, Mazda 2003-93, Mercury 1999-91	283
611-101 (10)	Mag Wheel Nut 7/16"-20 - Short	177
611-102 (10)	Mag Wheel Nut 1/2"-20 - Short	283
611-103 (10)	Mag Wheel Nut M12-1.25 - Short	283
611-104 (10)	Mag Wheel Nut M12-1.5 - Long	283
611-105 (10)	Mag Wheel Nut 7/16"-20 - Long	283
611-106 (10)	Mag Wheel Nut 1/2"-20 - Long	283
611-107 (10)	Mag Wheel Nut M12-1.25 - Long	283

Wheel Nut Buyer's Guide

Part # (Qty.)	Description	Page #
611-108 (10)	Mag Wheel Nut M12-1.5 - Long	283
611-109 (10)	Buick 2005-88, Cadillac 2000-98, Chevrolet 2005-87, Chevrolet/GMC Truck 2005-87, Chrysler 2002-96, Dodge 2005-00, Isuzu Truck 2000-96, Oldsmobile 2001-82, Plymouth 2001-00, Pontiac 2005-84, Saturn 2002-91	184
611-110 (10)	Cadillac 2005-97, Chevrolet/GMC Truck 2005-88	189
611-111 (10)	Chevrolet/GMC Truck 1990-88	189
611-112 (10)	Chevrolet/GMC Truck 1988-82	184
611-113 (10)	Infiniti 1996-90, Nissan 1994-85	183
611-114 (10)	Infiniti 2005-91, Nissan 2005-78, Nissan Truck 2005-80	183
611-115 (10)	Cadillac 2005-99, Chevrolet/GMC Truck 2005-88	189
611-116 (10)	Chevrolet 1988-85, Daihatsu 1992-88, Geo 1992-89, Toyota 1989-84, Toyota Truck 1995-82	187
611-117 (10)	Chrysler 2005-95, Dodge 2005-97, Eagle 1998-89, Lexus 2001-98, Mitsubishi 2005-85, Mitsubishi Truck 2000-92, Plymouth 1994-90, Toyota 2005-83	188
611-118 (10)	Toyota Truck 1994-87	190
611-119 (10)	Nissan 1988-84, Nissan Truck 1989-86	184
611-120 (10)	Mercury Capri 1977-76	184
611-121 (10)	Dodge Truck 1996-69, Plymouth Truck 1983-74	178
611-122 (10)	AMC 1988-68, Chrysler 1970-67, Dodge 1976-67, Dodge Truck 2005-78, Jeep 2002-71, Plymouth 1976-67, Plymouth Truck 1985-78, Volvo 1993-75	177
611-123 (10)	Chevrolet/GMC Truck 1995-85	179
611-124 (10)	Ford 1983-81, Mercury 1983-81	179
611-125 (10)	HD Truck w/Budd Wheels	180
611-126 (10)	HD Truck w/Budd Wheels LH	180
611-127 (10)	Ford Truck 2005-92	179
611-128 (10)	Dodge Truck 1993-72 LH	181
611-129 (10)	Chevrolet/GMC Truck 1991-88	190
611-132 (10)	Lexus 1996-92, Toyota 1993-78, Toyota Truck 1995-89	189
611-133 (10)	Chevrolet 2002-98, Daihatsu 1992-90, Geo 1997-93, Mitsubishi 2004-97, Toyota 2005-75, Toyota Truck 2005-79	187
611-134 (10)	Chrysler 1989-87, Dodge 1986-85, Mitsubishi 1989-83, Plymouth 1986-85, Toyota Truck 1995-84	188
611-135 (10)	Geo 1993-90, Isuzu 1993-81, Isuzu Truck 1994-90, Passport 1993-88	185
611-136 (10)	Ford 2005-83, Ford Truck 2005-98, Lincoln 2002-93, Mercury 2005-83	186
611-137 (10)	Chevrolet/GMC Truck 1981-80, Honda 1999-94, Isuzu Truck 2001-84	186
611-138 (10)	Acura 2005-86, Honda 2005-82, Isuzu Truck 1999-96	186
611-139 (10)	Buick 1987-79, Chevrolet 1983-82, Oldsmobile 1991-80, Pontiac 1987-80	185
611-140 (10)	Hyundai 1995-91	187
611-141 (10)	Chrysler 2000-95, Dodge 2000-79, Dodge Truck 1993-79, Eagle 1996-89, Hyundai 2005-87, Kia 2005-93, Mazda 2005-81, Mazda Truck 1993-86, Mitsubishi 2005-83, Mitsubishi Truck 2005-83, Plymouth 1994-79, Plymouth Truck 1982-79	187
611-142 (10)	Dodge 1986-85, Eagle 1994-90, Ford 1992-89, Hyundai 1999-87, Mazda 1987-83, Mazda Truck 1993-86, Mercury 1989-87, Mitsubishi 1994-83, Plymouth 1994-85, Toyota 1989-80, Toyota Truck 2005-81	187
611-143 (10)	Ford 2004-77, Ford Truck 1994-80, Lincoln 1992-80, Mercury 1988-77	179
611-144 (10)	Acura 1997-86, Honda 2005-86	184
611-145 (10)	Chevrolet/GMC Truck 1991-71, Jeep 1991-74	177
611-146 (10)	H.D. Truck, Kubota	190
611-147 (10)	H.D. Truck, Kubota	189
611-148 (10)	Dodge 1992-90, Eagle 1992-88, Renault 1987-83	186
611-149 (10)	Chevrolet/GMC Truck 2002-90	189
611-150 (10)	Buick 2005-95, Cadillac 2004-01, Chevrolet 2005-91, Oldsmobile 2004-92, Pontiac 2005-92, Saturn 2004-02	185

Part # (Qty.)	Description	Page #
611-151 (10)	Buick 1998-93, Chevrolet 1999-92, Oldsmobile 1998-94, Pontiac 1999-92	186
611-152 (10)	Chevrolet/GMC 1991-88	190
611-159 (10)	Chevrolet/GMC Truck 2000-85	178
611-160 (10)	Special 7/16"-20 Nut w/Ext. Threads	177
611-161 (10)	Special 9/16"-18 Nut w/Ext. Threads	180
611-162 (10)	Dodge Truck 2005-94	180
611-163 (10)	Dodge 2000-92, Dodge Truck 2005-86, Ford Truck 2001-83, Jaguar 1985-71, Mercury 2001-95	178
611-164 (5)	Alcoa, Budd used w/Steel Wheel Inner and Alum Wheel Outer	182
611-165 (5)	Alcoa, Budd used w/Steel Wheel Inner and Alum Wheel Outer LH	182
611-166 (10)	Nissan 1990-79, Nissan Truck 2005-86	183
611-167 (10)	Lexus 2005-93, Toyota 2005-83, Toyota Truck 2005-86	189
611-168 (10)	Chevrolet 2002-85, Geo 1997-93, Lexus 2003-90, Scion 2005-03, Toyota 2005-89	188
611-169 (10)	Lexus 1997-96, Toyota 1989-86, Toyota Truck 2001-84	188
611-171 (10)	Ford Truck 2005-95, Mazda Truck 1997-95, Mercury 2001-95	177
611-172 (10)	Ford Truck 2005-97, Lincoln 2000-98	189
611-173 (10)	Toyota 1989-75, Toyota Truck 1988-82	188
611-175 (10)	Dodge Truck 1996-94	177
611-176 (10)	Buick 1986, Chevrolet 1988-82	186
611-178 (10)	Chevrolet/GMC Truck 2002-96, Ford 2004-94	179
611-179 (10)	Open Nut 7/16"-20 with 60 Degree Seat	177
611-181 (10)	Chrysler 2005-98, Dodge 2005-98	186
611-194 (10)	Ford 2003-91, Mercury 1999-91	188
611-195 (10)	Ford 2003-91, Mercury 1999-91	187
611-196 (10)	Ford Truck 2005-99, Lincoln 2002-00	190
611-197 (10)	Ford 2005-98, Mercury 2005-98	179
611-199 (10)	Ford 2005-98, Lincoln 2005-03, Mazda Truck 2005-98, Mercury 2005-98	177
611-201 (10)*	Acura 2005-99, Honda 2005-98	185
611-202 (10)*	Chevrolet/GMC Truck 2005-01	190
611-203 (10)*	Dodge 1996-91, Mitsubishi 1998-94	188
611-204 (10)*	Dodge Truck 2005-02	179
611-205 (10)*	Ford 2003-91, Mercury 2002-91	282
611-206 (10)*	Ford Truck 2005-00	190
611-207 (10)*	Ford Truck 2005-01, Mazda Truck 2005-01, Mercury 2005	185
611-208 (10)*	Hyundai 1998-92	188
611-209 (10)*	Kia 2005-93	187
611-210 (10)*	Nissan 2005-01	183
611-211 (10)*	Scion 2005-03, Toyota 2005-00	186
611-212 (10)*	Toyota 2005-97	186
611-213 (10)*	Volvo 1998-92	185
611-214 (10)*	Toyota 2005-91	189
611-215 (10)*	Toyota 2003-98, Toyota Truck 2005-00	187
611-216 (10)*	Mazda Truck 2005-01	186
611-217 (10)*	Mazda 1997-93	188
611-218 (10)*	Volvo 2003-00	188
611-219 (10)*	Toyota Truck 2005-00	187
611-220 (10)*	Chrysler 2005-02, Dodge 2005-02, Mitsubishi 2005-99, Mitsubishi Truck 2005-01	188
611-221 (10)*	Isuzu Truck 2004-02	185
611-222 (10)*	Ford 2005-02, Mercury 2005-02	178
611-223 (10)*	Ford Truck 2005-01, Lincoln 2005-03	190
611-224 (10)*	Ford 2005-00, Ford Truck 2003-99, Mercury 2005-00	184
611-225 (10)*	Mercury 2002-99	187
611-226 (10)*	Ford 2003-02, Lincoln 2003-00	184
611-227 (10)*	Ford 2005-00	184
611-228 (10)*	Ford Truck 2000-97	189
611-229 (10)*	Lincoln 2003-00	185
611-230 (10)*	Ford Truck 2005-00, Lincoln 2002-00	190
611-231 (10)*	Chevrolet/GMC Truck 2004-03	183

* NEW!

10
100 Packs of Wheel Nuts

100 Packs of Wheel Nuts

For the higher volume user, 100 piece value packs are the convenient and economical way to purchase the fastest moving wheel nuts and wheel nut washers. Instead of ordering 10 boxes of 10 pieces, 100 piece packages can be ordered under separate part numbers at a discounted price.

100 Pack #	Standard Pack #	Thread Size	Hex Size	Type
611-814	611-014	7/16"-20	3/4"	Open Nut
611-816	611-016	1/2"-20	13/16"	Cone (60°)
611-827	611-027	1/2"-20	3/4"	Cone (60°)
611-852	611-052	9/16"-18	3/4"	Cone (90°)
611-853	611-053	9/16"-18	1"	Cone (90°)
611-862	611-062	M12-1.50	19mm (3/4")	Cone (60°)
611-863	611-063	M12-1.50	19mm (3/4")	"P-Nut" (60° Cone)

100 Pack #	Standard Pack #	Thread Size	Hex Size	Type
611-865	611-065	M12-1.25	21mm (13/16")	Cone (60°)
611-866	611-066	M12-1.50	21mm (13/16")	Cone (60°)
611-872	611-072	M12-1.50	21mm (13/16")	Cone (60°)
611-874	611-074	M12-1.50	19mm (3/4")	SS Capped "P-Nut" (60°)
611-884	611-084	M12-1.50	19mm (3/4")	SS Capped Cone (60°)
611-920	611-120	M12-1.50	19mm (3/4")	Chrome Acorn Nut (60°)

Wheel Nut Cover Buyer's Guide

Part # (Qty.)	Description	Page #
611-601 (5)	Ford 1983-81, Mercury 1983-81	194
611-602 (5)	Chrysler 1995-90, Dodge 1995-78, Plymouth 1995-78	194
611-603 (5)	Ford 1989-83, Mercury 1987-83	194
611-604 (5)	Ford 1990-84, Mercury 1987-84	194
611-605 (5)	Buick 1996-88, Chevrolet 1999-87, Chevrolet/GMC Truck 2005-91, Oldsmobile 1997-91, Pontiac 2002-82	194
611-606 (5)	Buick 1999-91, Chevrolet 1999-89, Oldsmobile 1998-93	194
611-607 (5)	Cadillac 1999, Chevrolet/GMC Truck 2005-88	194
611-608 (5)	Buick 1996, Chevrolet 2000-95, Oldsmobile 1996-94, Pontiac 1994-92	194
611-609 (5)	Chevrolet 1993-90, Oldsmobile 1991, Pontiac 1996-88	194
611-610 (5)	Chevrolet 1994-90, Oldsmobile 1997-88	194
611-611 (5)	Chevrolet/GMC Truck 2002-96	194
611-612 (5)	Chevrolet 1998-95, Pontiac 2005-93	194
611-613 (5)	Chevrolet/GMC Truck 1991-90	195

Part # (Qty.)	Description	Page #
611-614 (5)	Chevrolet/GMC Truck 1991-90	195
611-615 (5)	Chevrolet/GMC Truck 2005-91, Oldsmobile 2001-96	195
611-616 (5)	Chevrolet/GMC Truck 2002-91	195
611-617 (5)	Buick 2005-97, Chevrolet 2002-93, Saturn 2002-91	195
611-618 (5)	Chevrolet 2002-93, Pontiac 1998-96, Saturn 2002-91	195
611-619 (5)	Pontiac 1999-91	195
611-620 (5)	Buick 2005-00, Chevrolet 2002, Chevrolet/GMC Truck 2005-04, Pontiac 2005-00	195
611-621 (5)	Buick 2005-99, Chevrolet 2005-97, Pontiac 2001, Saturn 2004-00	195
611-622 (5)	Cadillac 2000, Chevrolet/GMC Truck 2000-99	195
611-623 (5)	Cadillac 2005-02, Chevrolet/GMC Truck 2005-99	195
611-624 (5)	Buick 2005-97	195
611-625 (10)*	Volkswagen 2002-95	196

* NEW!

Drive Flange Wedges

I.D.	O.D.	Height	Standard Pak #	Dealer Pak #
7/16"	3/4"	5/16"	685-053	849-243
1/2"	13/16"	3/8"	685-054	849-254
5/8"	1"	7/16"	685-055	849-255
9/16"	7/8"	3/8"	685-056	849-256

Note: See Section 17 for Double Ended Studs and Section 5 for Lock Washers and Hex Nuts.



849-243



849-254



849-255



849-256

10

Wheel Nut Cover Buyer's Guide

Heavy Duty Truck Interchange

Manufacturer	OEM #	Dorman #
ACCURIDE	NTL-27	611-033
	NTR-27	611-032
ALCOA	5735-L	611-165
	5735-R	611-164
	5988-L	611-080
	5988-R	611-079
	7896-L	611-165
	7896-R	611-164
BUDD	10708	611-032
	10709	611-033
	22621	611-164
	22622	611-165
	3203401	611-164
	3203402	611-165
	35336	611-164
	35337	611-165
	37888	611-028
	37891	611-034
	37892	611-035
	88013	611-164
	88014	611-165
	B59191	610-050
B61968	610-089	
B61969	610-088	
DAYTON	D5148	610-145
	D5715	610-146
	D5716	611-049
	D6654	610-145

Manufacturer	OEM #	Dorman #
EUCLID	E-4955	610-145
	E-4956A	610-146
	E-4961A	611-039
	E-4962	611-048
	E-4963	611-049
	E-4965-R	610-050
	E-4967-L	610-088
	E-4967-R	610-089
	E-4988-L	610-053
	E-4988-R	610-052
	E-5007	611-046
	E-5548-L	611-080
	E-5548-R	611-079
	E-5549-L	611-033
	E-5549-R	611-032
	E-5552-L	611-035
	E-5552-R	611-034
	E-5561-R	610-044
	E-5652-R	611-028
	E-5718-R	610-054
	E-5734	611-043
	E-5892	611-054
	E-5988-L	611-080
	E-5988-R	611-079
	E-7895-L	611-033
	E-7895-R	611-032
E-7896L	611-165	
E-7896R	611-164	
E-7897-L	611-165	
E-7897-R	611-164	

Manufacturer	OEM #	Dorman #
KUBOTA	01-35340-11390	611-147
	33251-49170	611-146
	35340-11390	611-147
MOTOR WHEEL	84525	611-032
	84526	611-033
NWRA	1199-G-969	611-165
	X-1407	611-165
	X-1408	611-164
	X-1828	611-032
	X-1829	611-033
	X-1835	611-164
	X-1836	611-165
	X-2122	611-164
	X-2123	611-165
	X-2138	611-079
X-2139	611-080	
ROCKWELL	1199-F-968	611-164
	1199-J-114	611-032
	1199-K-115	611-033
VOLVO/WHITE	1068941	611-028
	3081597	611-034
	5075996	610-355
WEBB	107080	611-032
	107091	611-033

Over Length Studs

These studs are offered to answer the question of "Do you have something longer than stock?" They range from 3/8" or 10mm to 1/2" or 13mm longer than stock bolts. Find the application and then check this list for availability. The actual length can be checked in the dimensional charts.

Dorman #	Over Length	Dorman #	Over Length	Dorman #	Over Length	Dorman #	Over Length	Dorman #	Over Length	Dorman #	Over Length
610-186	610-157	610-244	610-312	610-263	610-403	610-269	610-408	610-334	610-402	610-362	610-408
610-194	610-359	610-254	610-323	610-266	610-312	610-307	610-323	610-336	610-402	610-366	610-403
610-240	610-403	610-259	610-157	610-267	610-402	610-320	610-403	610-360	610-402		

Under Length Studs

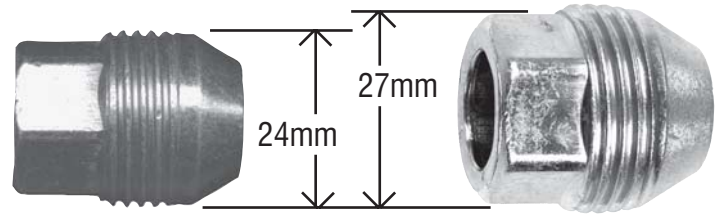
Dorman #	Under Length
610-254	610-324

This under length stud was created to eliminate the need to disassemble the hub from the steering knuckle when trying to replace the original length stud on the GM W body. They are the 98-88 Chevrolet Lumina, 97-88 Oldsmobile Cutlass Supreme, 96-88 Pontiac Grand Prix and the 97-88 1/2 Buick Regal.

Retro-Fit Nuts

At Dorman, we have taken the opportunity to create a nut that you can use when retro-fitting newer factory wheels that came off of vehicles having Metric threads, onto older vehicles having inch threads. We took the Metric style nut and created a nut having the same outside shape but with inch size threads. Just be sure that the number of bolts and the bolt circle are the same. This way you can still use the wheel nut covers that came with the late model wheels.


Thread Size	Part #	Use in place of
1/2"-20	611-159	M12-1.50 with 24mm outside thread
7/16"-20	611-160	M12-1.50 with 24mm outside thread
9/16"-18	611-161	M14-1.50 with 27mm outside thread
1/2"-20	611-178	M14-1.50 with 27mm outside thread
7/16"-20	611-179	M14-1.50 with 27mm outside thread




Proper Seating Of Wheel Studs

Always use the stud and nut length specified by the wheel manufacturer. Properly seat wheel studs by using a hydraulic press. Improperly seated wheel studs can lead to fatigue causing the stud to crack.

- To ensure proper nut torque, use a calibrated torque wrench or calibrated air driven torque wrench. When replacing a broken stud, always check and/or replace the remaining studs. Treat a broken stud as a warning sign. The same problem may be in the other studs but have not yet failed.
- When replacing a left-hand threaded stud with a right-hand threaded stud, replace all studs and nuts on the vehicle with right-hand threads.



Improperly Seated Wheel Stud



Properly Seated Wheel Stud

10

Wheel Tightening Sequence

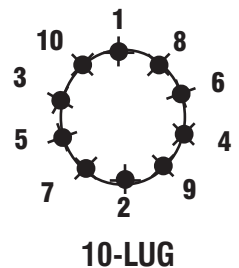
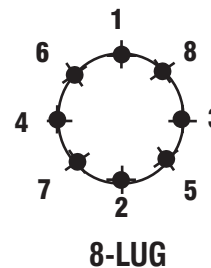
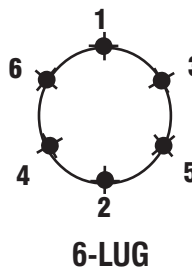
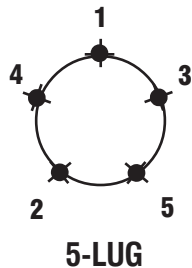
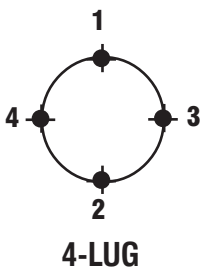
Wheel Tightening Sequence:

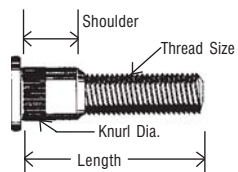
Wheel fasteners should be tightened to their final torque in small increments as follows:

1. Hand tighten each fastener.
2. Then tighten each fastener to 20-25% of its final torque.
3. Tighten each fastener another 20-25% of its final torque.
4. Repeat step 3 until the final torque is reached.

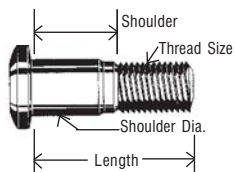
Follow manufacturer's recommended torque sequence or pattern to spread clamping load evenly.

Retorque the wheel fasteners after the first 100 miles.

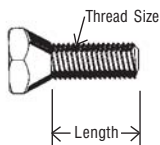




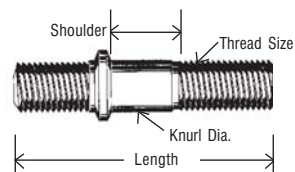
SERRATED BOLTS



SHOULDER BOLTS



WHEEL BOLT



DOUBLE ENDED STUDS

Wheel Stud Photo Guide

7/16"-20



610-111

Thread	Knurl Dia	Length	Shoulder
7/16"-20	.470"	1-3/4"	3/4"



610-186

Thread	Knurl Dia	Length	Shoulder
7/16"-20	.472"	1-1/2"	11/32"



610-259

Thread	Knurl Dia	Length	Shoulder
7/16"-20	.475"	1-3/4"	27/64"



610-157

Thread	Knurl Dia	Length	Shoulder
7/16"-20	.475"	2-1/8"	3/16"



610-175

Thread	Knurl Dia	Length	Shoulder
7/16"-20	.512"	1-3/16"	13/32"



610-166

Thread	Knurl Dia	Length	Shoulder
7/16"-20	.512"	1-13/32"	9/16"



610-096

Thread	Knurl Dia	Length	Shoulder
7/16"-20	.555"	1-7/16"	17/32"



610-156

Thread	Knurl Dia	Length	Shoulder
7/16"-20	.557"	1-23/32"	3/8"



610-105

Thread	Knurl Dia	Length	Shoulder
7/16"-20	.558"	1-17/32"	21/32"



610-025

Thread	Knurl Dia	Length	Shoulder
7/16"-20	.564"	1-5/16"	3/8"

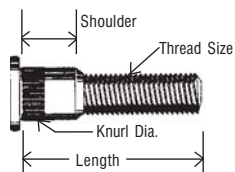


610-179

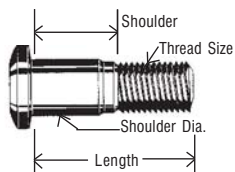
Thread	Knurl Dia	Length	Shoulder
7/16"-20	.565"	1-3/4"	7/8"

10

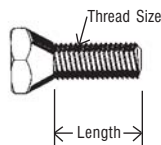
Wheel Studs



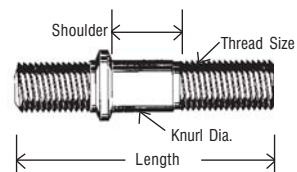
SERRATED BOLTS



SHOULDER BOLTS



WHEEL BOLT



DOUBLE ENDED STUDS



610-130

Thread	Knurl Dia	Length	Shoulder
7/16"-20	.565"	2"	1-1/16"



610-131

Thread	Knurl Dia	Length	Shoulder
7/16"-20L	.565"	2"	1-1/16"




610-024

Thread	Knurl Dia	Length	Shoulder
7/16"-20	.570"	1-3/8"	7/16"



610-168

Thread	Knurl Dia	Length	Shoulder
7/16"-20	.570"	1-5/8"	5/8"



610-083

Thread	Knurl Dia	Length	Shoulder
7/16"-20	.572"	1-1/4"	17/32"



610-041

Thread	Knurl Dia	Length	Shoulder
7/16"-20	.575"	1-3/8"	5/16"



610-114

Thread	Knurl Dia	Length	Shoulder
7/16"-20	.582"	1-21/32"	13/32"

1/2"-20



610-173

Thread	Knurl Dia.	Length	Shoulder
1/2"-20	.532"	1-25/32"	25/32"



610-138

Thread	Knurl Dia.	Length	Shoulder
1/2"-20	.535"	1-17/32"	5/16"



610-258

Thread	Knurl Dia.	Length	Shoulder
1/2"-20	.536"	1-23/32"	1/4"



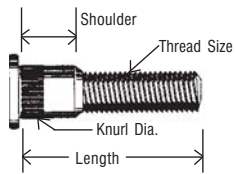
610-394

Thread	Knurl Dia.	Length	Shoulder
1/2"-20	.543"	1-29/32"	21/32"

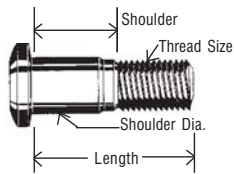
All photos approximate actual size.

10

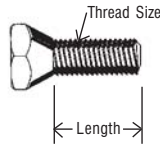
Wheel Studs



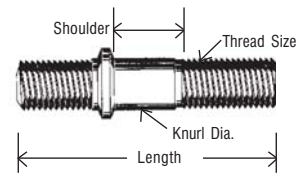
SERRATED BOLTS



SHOULDER BOLTS



WHEEL BOLT



DOUBLE ENDED STUDS

1/2"-20 (continued)



610-163

Thread	Knurl Dia.	Length	Shoulder
1/2"-20	.545"	1-3/4"	7/16"



610-298

Thread	Knurl Dia.	Length	Shoulder
1/2"-20	.547"	2"	11/16"



610-293

Thread	Knurl Dia.	Length	Shoulder
1/2"-20	.558"	1-9/16"	5/16"



610-185

Thread	Knurl Dia.	Length	Shoulder
1/2"-20	.560"	1-7/16"	17/32"



610-183

Thread	Knurl Dia.	Length	Shoulder
1/2"-20	.560"	1-11/16"	19/32"



610-074

Thread	Knurl Dia.	Length	Shoulder
1/2"-20	.560"	1-3/4"	3/4"



610-176

Thread	Knurl Dia.	Length	Shoulder
1/2"-20	.560"	2"	23/32"



610-192

Thread	Knurl Dia.	Length	Shoulder
1/2"-20	.560"	2-1/32"	11/16"



610-073

Thread	Knurl Dia.	Length	Shoulder
1/2"-20	.560"	2-3/8"	15/16"



610-144

Thread	Knurl Dia.	Length	Shoulder
1/2"-20	.561"	2-7/8"	5/16"



610-184

Thread	Knurl Dia.	Length	Shoulder
1/2"-20	.565"	1-9/32"	11/32"

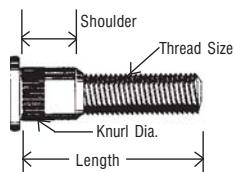


610-391

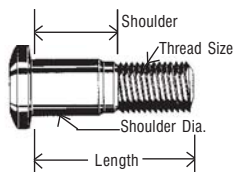
Thread	Knurl Dia.	Length	Shoulder
1/2"-20	.565"	2-3/32"	45/64"

10

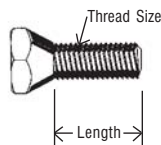
Wheel Studs



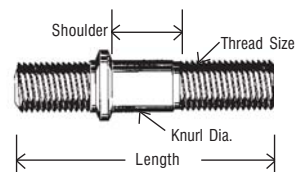
SERRATED BOLTS



SHOULDER BOLTS



WHEEL BOLT



DOUBLE ENDED STUDS

1/2"-20 (continued)



610-172

Thread	Knurl Dia.	Length	Shoulder
1/2"-20	.567"	1-25/32"	25/32"



610-236

Thread	Knurl Dia.	Length	Shoulder
1/2"-20	.568"	1-11/16"	5/8"



610-345

Thread	Knurl Dia.	Length	Shoulder
1/2"-20	.570"	1-7/8"	19/32"



610-395

Thread	Knurl Dia.	Length	Shoulder
1/2"-20	.582"	2"	47/64"



610-426

Thread	Knurl Dia.	Length	Shoulder
1/2"-20	.582"	2-7/32"	11/16"



610-289

Thread	Knurl Dia.	Length	Shoulder
1/2"-20	.583"	1-29/32"	5/8"



610-366

Thread	Knurl Dia.	Length	Shoulder
1/2"-20	.585"	2"	3/4"



610-252

Thread	Knurl Dia.	Length	Shoulder
1/2"-20	.589"	1-15/16"	5/8"



610-279

Thread	Knurl Dia.	Length	Shoulder
1/2"-20	.608"	2-1/4"	15/16"



610-479

Thread	Knurl Dia.	Length	Shoulder
1/2"-20	.610"	2-3/32"	31/64"



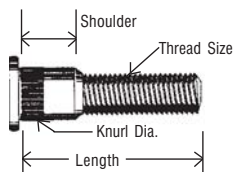
610-464

Thread	Knurl Dia.	Length	Shoulder
1/2"-20	.611"	2-3/32"	17/32"

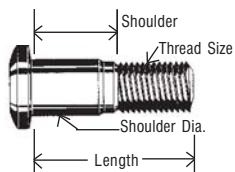
10

Wheel Studs

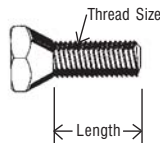
All photos approximate actual size.



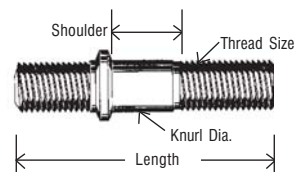
SERRATED BOLTS



SHOULDER BOLTS



WHEEL BOLT



DOUBLE ENDED STUDS

1/2"-20 (continued)



610-358

Thread	Knurl Dia.	Length	Shoulder
1/2"-20	.612"	2"	21/32"



610-280

Thread	Knurl Dia.	Length	Shoulder
1/2"-20	.615"	1-7/8"	11/32"



610-475

NEW!

Thread	Knurl Dia.	Length	Shoulder
1/2"-20	.615"	1-29/32"	9/16"



610-368

Thread	Knurl Dia.	Length	Shoulder
1/2"-20	.615"	1-31/32"	17/32"



610-364

Thread	Knurl Dia.	Length	Shoulder
1/2"-20	.618"	1-15/32"	31/64"



610-260

Thread	Knurl Dia.	Length	Shoulder
1/2"-20	.618"	1-13/16"	3/8"



610-480

NEW!

Thread	Knurl Dia.	Length	Shoulder
1/2"-20	.619"	2-1/4"	21/32"



610-235

Thread	Knurl Dia.	Length	Shoulder
1/2"-20	.619"	1-21/32"	7/16"



610-290

Thread	Knurl Dia.	Length	Shoulder
1/2"-20	.619"	2-3/16"	19/32"



610-170

Thread	Knurl Dia.	Length	Shoulder
1/2"-20	.620"	1-3/8"	13/32"

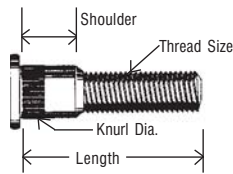


610-159

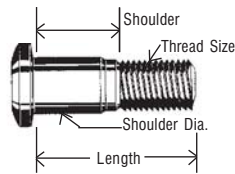
Thread	Knurl Dia.	Length	Shoulder
1/2"-20	.620"	1-5/8"	19/32"

10

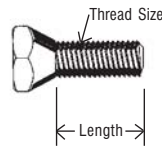
Wheel Studs



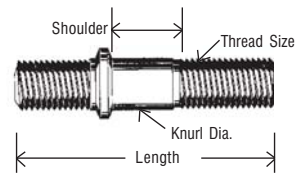
SERRATED BOLTS



SHOULDER BOLTS



WHEEL BOLT



DOUBLE ENDED STUDS

1/2"-20 (continued)



610-169

Thread	Knurl Dia.	Length	Shoulder
1/2"-20	.620"	1-5/8"	11/16"



610-106

Thread	Knurl Dia.	Length	Shoulder
1/2"-20	.620"	1-13/16"	13/16"



610-379

Thread	Knurl Dia.	Length	Shoulder
1/2"-20	.620"	1-15/16"	19/32"



610-162

Thread	Knurl Dia.	Length	Shoulder
1/2"-20	.620"	2-1/16"	3/4"



610-191

Thread	Knurl Dia.	Length	Shoulder
1/2"-20	.621"	1-1/2"	5/16"



610-234

Thread	Knurl Dia.	Length	Shoulder
1/2"-20	.621"	1-5/8"	17/32"




610-034

Thread	Knurl Dia.	Length	Shoulder
1/2"-20	.622"	1-17/32"	5/16"




610-148

Thread	Knurl Dia.	Length	Shoulder
1/2"-20	.622"	1-13/16"	3/4"



610-095

Thread	Knurl Dia.	Length	Shoulder
1/2"-20	.623"	1-13/32"	9/16"



610-441

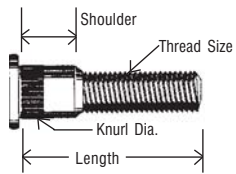
Thread	Knurl Dia.	Length	Shoulder
1/2"-20	.623"	2-3/16"	15/32"



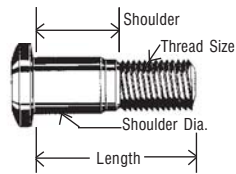
610-092

Thread	Knurl Dia.	Length	Shoulder
1/2"-20	.624"	1-5/16"	5/16"

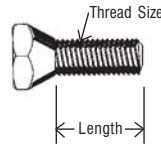
All photos approximate actual size.



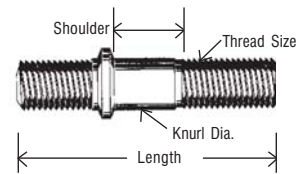
SERRATED BOLTS



SHOULDER BOLTS



WHEEL BOLT



DOUBLE ENDED STUDS

1/2"-20 (continued)



610-090

Thread	Knurl Dia.	Length	Shoulder
1/2"-20	.624"	1-5/16"	15/32"



610-134

Thread	Knurl Dia.	Length	Shoulder
1/2"-20	.625"	1-1/16"	21/32"



610-126

Thread	Knurl Dia.	Length	Shoulder
1/2"-20	.625"	1-1/2"	3/8"



610-171

Thread	Knurl Dia.	Length	Shoulder
1/2"-20	.625"	1-1/2"	9/16"



610-201

Thread	Knurl Dia.	Length	Shoulder
1/2"-20L	.625"	1-1/2"	5/8"




610-178

Thread	Knurl Dia.	Length	Shoulder
1/2"-20	.625"	1-1/2"	5/8"



610-109

Thread	Knurl Dia.	Length	Shoulder
1/2"-20	.625"	1-5/8"	15/32"



610-273

Thread	Knurl Dia.	Length	Shoulder
1/2"-20	.625"	1-5/8"	21/32"



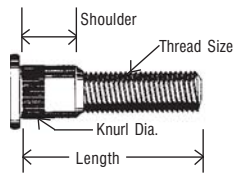
610-039

Thread	Knurl Dia.	Length	Shoulder
1/2"-20	.625"	1-5/8"	23/32"

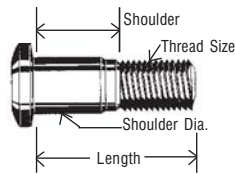


610-153

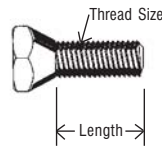
Thread	Knurl Dia.	Length	Shoulder
1/2"-20	.625"	1-11/16"	5/8"



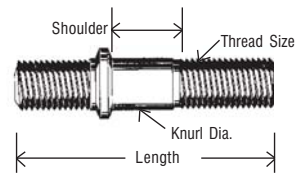
SERRATED BOLTS



SHOULDER BOLTS



WHEEL BOLT



DOUBLE ENDED STUDS

1/2"-20 (continued)



610-177

Thread	Knurl Dia.	Length	Shoulder
1/2"-20	.625"	1-3/4"	5/8"



610-154

Thread	Knurl Dia.	Length	Shoulder
1/2"-20	.625"	1-25/32"	3/4"



610-210

Thread	Knurl Dia.	Length	Shoulder
1/2"-20	.625"	1-25/32"	3/4"



610-219

Thread	Knurl Dia.	Length	Shoulder
1/2"-20	.625"	2"	29/32"



610-080

Thread	Knurl Dia.	Length	Shoulder
1/2"-20	.625"	1-15/16"	5/16"



610-081

Thread	Knurl Dia.	Length	Shoulder
1/2"-20L	.625"	1-15/16"	5/16"



610-149

Thread	Knurl Dia.	Length	Shoulder
1/2"-20	.625"	1-15/16"	1"



610-110

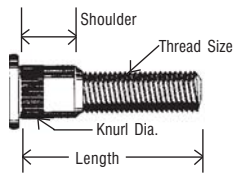
Thread	Knurl Dia.	Length	Shoulder
1/2"-20	.625"	2"	29/32"



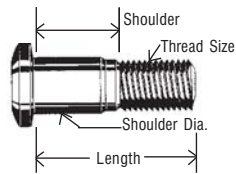
610-277

Thread	Knurl Dia.	Length	Shoulder
1/2"-20	.625"	2-1/4"	15/16"

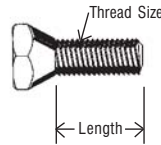
All photos approximate actual size.



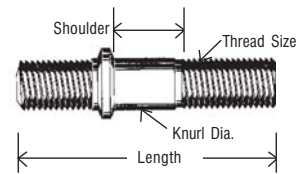
SERRATED BOLTS



SHOULDER BOLTS



WHEEL BOLT



DOUBLE ENDED STUDS

1/2"-20 (continued)



610-449 *NEW!*

Thread	Knurl Dia.	Length	Shoulder
1/2"-20	.627"	1-15/16"	11/16"



610-220

Thread	Knurl Dia.	Length	Shoulder
1/2"-20	.628"	1-1/2"	5/8"



610-444 *NEW!*

Thread	Knurl Dia.	Length	Shoulder
1/2"-20	.628"	2-1/16"	7/16"



610-032

Thread	Knurl Dia.	Length	Shoulder
1/2"-20	.630"	1-3/8"	17/32"




610-155

Thread	Knurl Dia.	Length	Shoulder
1/2"-20	.630"	1-21/32"	1/2"



610-256

Thread	Knurl Dia.	Length	Shoulder
1/2"-20	.630"	1-3/4"	3/4"



610-136

Thread	Knurl Dia.	Length	Shoulder
1/2"-20	.637"	1-3/4"	7/8"



610-315

Thread	Knurl Dia.	Length	Shoulder
1/2"-20	.640"	1-5/8"	5/8"



610-255

Thread	Knurl Dia.	Length	Shoulder
1/2"-20	.640"	1-3/4"	9/16"

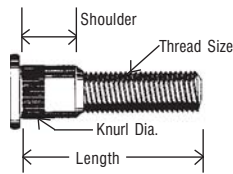


610-036

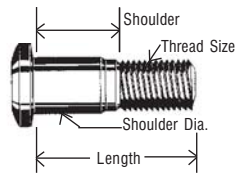
Thread	Knurl Dia.	Length	Shoulder
1/2"-20	.645"	1-7/16"	15/32"

10

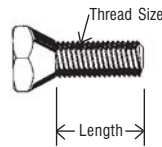
Wheel Studs



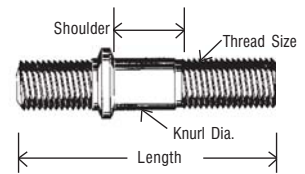
SERRATED BOLTS



SHOULDER BOLTS



WHEEL BOLT



DOUBLE ENDED STUDS

1/2"-20 (continued)



610-120

Thread	Knurl Dia.	Length	Shoulder
1/2"-20	.650"	1-1/2"	1/2"



610-122

Thread	Knurl Dia.	Length	Shoulder
1/2"-20	.650"	1-9/16"	5/8"



610-132

Thread	Knurl Dia.	Length	Shoulder
1/2"-20	.650"	1-5/8"	11/16"



610-363

Thread	Knurl Dia.	Length	Shoulder
1/2"-20	.651"	2-11/32"	15/16"



610-085

Thread	Knurl Dia.	Length	Shoulder
1/2"-20	.655"	1-9/16"	5/16"



610-348

Thread	Knurl Dia.	Length	Shoulder
1/2"-20	.658"	2-1/8"	13/16"



610-287

Thread	Knurl Dia.	Length	Shoulder
1/2"-20	.667"	1-29/32"	25/32"



610-174

Thread	Knurl Dia.	Length	Shoulder
1/2"-20	.668"	1-3/4"	9/16"



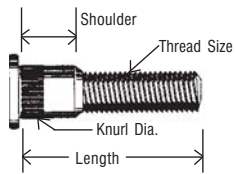
610-103

Thread	Knurl Dia.	Length	Shoulder
1/2"-20	.673"	1-19/32"	9/16"

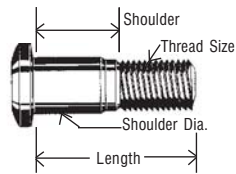
10

Wheel Studs

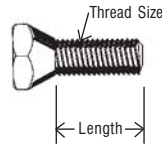
All photos approximate actual size.



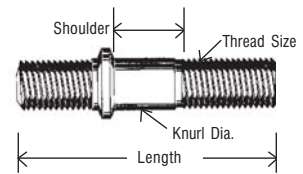
SERRATED BOLTS



SHOULDER BOLTS



WHEEL BOLT



DOUBLE ENDED STUDS

1/2"-20 (continued)



610-446 *NEW!*

Thread	Knurl Dia.	Length	Shoulder
1/2"-20	.684"	1-15/16"	9/16"



610-286

Thread	Knurl Dia.	Length	Shoulder
1/2"-20	.723"	2-3/16"	1-3/16"

9/16"-18



610-381

Thread	Knurl Dia.	Length	Shoulder
9/16"-18	.618"	2-1/2"	3/4"



610-380

Thread	Knurl Dia.	Length	Shoulder
9/16"-18	.619"	2-5/16"	3/4"



610-419

Thread	Knurl Dia.	Length	Shoulder
9/16"-18	.619"	2.580"	1"



610-190

Thread	Knurl Dia.	Length	Shoulder
9/16"-18	.620"	2-1/2"	1-1/4"



610-278

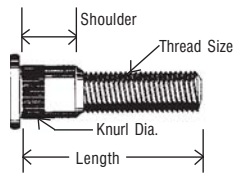
Thread	Knurl Dia.	Length	Shoulder
9/16"-18	.620"	2-5/8"	1"



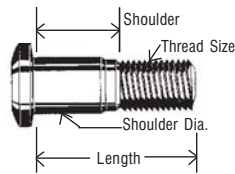
610-188

Thread	Knurl Dia.	Length	Shoulder
9/16"-18	.620"	2-3/4"	1-1/2"

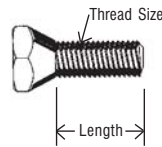
10
Wheel Studs



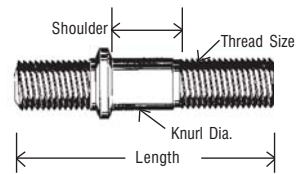
SERRATED BOLTS



SHOULDER BOLTS



WHEEL BOLT



DOUBLE ENDED STUDS

9/16"-18 (continued)



610-301

Thread	Knurl Dia.	Length	Shoulder
9/16"-18	.622"	3-1/4"	1-1/8"



610-187

Thread	Knurl Dia.	Length	Shoulder
9/16"-18	.620"	3-5/32"	1-23/32"



610-181

Thread	Knurl Dia.	Length	Shoulder
9/16"-18	.623"	1-7/8"	21/32"



610-193

Thread	Knurl Dia.	Length	Shoulder
9/16"-18	.620"	3-15/32"	1-1/16"



610-284

Thread	Knurl Dia.	Length	Shoulder
9/16"-18	.623"	1-29/32"	17/32"



610-194

Thread	Knurl Dia.	Length	Shoulder
9/16"-18	.621"	3-17/32"	1-5/16"



610-292

Thread	Knurl Dia.	Length	Shoulder
9/16"-18	.623"	2-1/16"	3/4"



610-189

Thread	Knurl Dia.	Length	Shoulder
9/16"-18	.622"	3"	1-1/16"

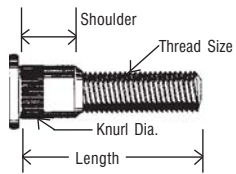


610-182

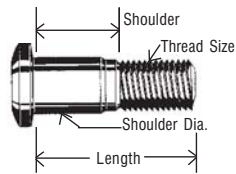
Thread	Knurl Dia.	Length	Shoulder
9/16"-18	.623"	2-5/32"	1/2"

10
Wheel Studs

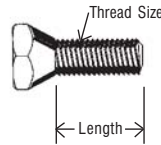
All photos approximate actual size.



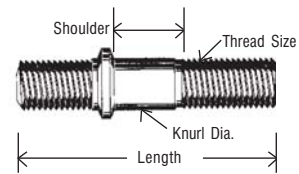
SERRATED BOLTS



SHOULDER BOLTS



WHEEL BOLT



DOUBLE ENDED STUDS

9/16"-18 (continued)



610-300

Thread	Knurl Dia.	Length	Shoulder
9/16"-18	.623"	2-7/16"	5/8"



610-347

Thread	Knurl Dia.	Length	Shoulder
9/16"-18	.625"	2-29/32"	23/32"



610-359

Thread	Knurl Dia.	Length	Shoulder
9/16"-18	.625"	4-1/32"	1-15/32"



610-222

Thread	Knurl Dia.	Length	Shoulder
9/16"-18	.624"	1-13/16"	9/16"



610-217

Thread	Knurl Dia.	Length	Shoulder
9/16"-18	.627"	2-1/8"	11/16"



610-218

Thread	Knurl Dia.	Length	Shoulder
9/16"-18	.625"	2"	5/8"



610-223

Thread	Knurl Dia.	Length	Shoulder
9/16"-18	.628"	2-1/32"	15/16"



610-180

Thread	Knurl Dia.	Length	Shoulder
9/16"-18	.625"	2-1/8"	29/32"



610-216

Thread	Knurl Dia.	Length	Shoulder
9/16"-18	.628"	2-17/32"	1-1/8"

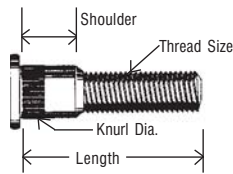


610-346

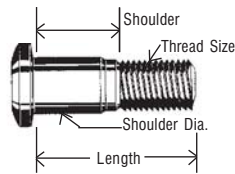
Thread	Knurl Dia.	Length	Shoulder
9/16"-18	.625"	2-9/16"	11/16"

10

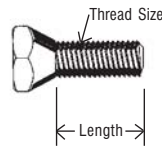
Wheel Studs



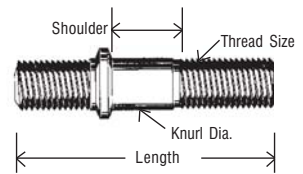
SERRATED BOLTS



SHOULDER BOLTS



WHEEL BOLT



DOUBLE ENDED STUDS

9/16"-18 (continued)



610-227

Thread	Knurl Dia.	Length	Shoulder
9/16"-18	.630"	2-13/32"	7/8"



610-228

Thread	Knurl Dia.	Length	Shoulder
9/16"-18	.630"	2-25/32"	1-1/8"



610-233

Thread	Knurl Dia.	Length	Shoulder
9/16"-18L	.630"	2-25/32"	1-1/8"



610-297 *NEW!*

Thread	Knurl Dia.	Length	Shoulder
9/16"-18	.640"	2-11/16"	5/16"



610-299

Thread	Knurl Dia.	Length	Shoulder
9/16"-18L	.640"	2-5/8"	5/16"



610-305

Thread	Knurl Dia.	Length	Shoulder
9/16"-18	.643"	2-1/8"	9/16"



610-383

Thread	Knurl Dia.	Length	Shoulder
9/16"-18	.643"	3-5/32"	1"



610-471 *NEW!*

Thread	Knurl Dia.	Length	Shoulder
9/16"-18	.645"	2-1/2"	15/32"



610-382

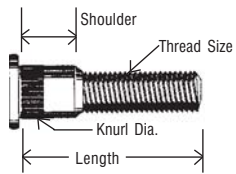
Thread	Knurl Dia.	Length	Shoulder
9/16"-18	.648"	2-13/32"	23/32"



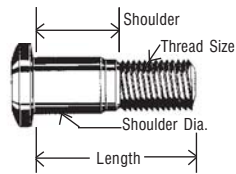
610-283

Thread	Knurl Dia.	Length	Shoulder
9/16"-18	.650"	2-17/32"	15/16"

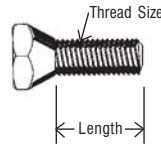
All photos approximate actual size.



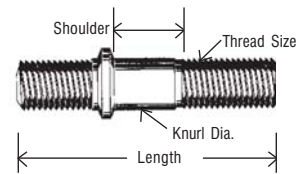
SERRATED BOLTS



SHOULDER BOLTS



WHEEL BOLT



DOUBLE ENDED STUDS

9/16"-18 (continued)

5/8"-18



610-282

Thread	Knurl Dia.	Length	Shoulder
9/16"-18	.655"	2-3/32"	27/32"



610-429

Thread	Knurl Dia.	Length	Shoulder
5/8"-18	.642"	4-3/32"	1-1/4"



610-439

Thread	Knurl Dia.	Length	Shoulder
9/16"-18	.658"	2-7/16"	7/16"

NEW!



610-487

NEW!

Thread	Knurl Dia.	Length	Shoulder
5/8"-18	.648"	3-53/64"	1-1/4"



610-389

Thread	Knurl Dia.	Length	Shoulder
9/16"-18	.666"	2-5/16"	13/16"



610-421

Thread	Knurl Dia.	Length	Shoulder
5/8"-18	.650"	2"	27/32"



610-303

Thread	Knurl Dia.	Length	Shoulder
9/16"-18	.677"	3-9/32"	15/16"



610-392

Thread	Knurl Dia.	Length	Shoulder
5/8"-18	.650"	3-1/16"	1-7/16"



610-118

Thread	Knurl Dia.	Length	Shoulder
9/16"-18	.685"	1-9/16"	9/16"

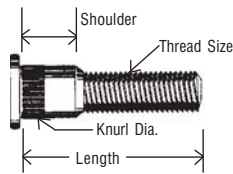


610-224

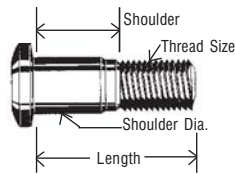
Thread	Knurl Dia.	Length	Shoulder
5/8"-18	.653"	1-3/4"	5/8"

10

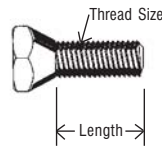
Wheel Studs



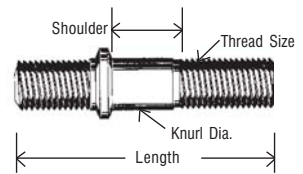
SERRATED BOLTS



SHOULDER BOLTS



WHEEL BOLT



DOUBLE ENDED STUDS

5/8"-18 (continued)



610-199

Thread	Knurl Dia.	Length	Shoulder
5/8"-18	.655"	2-13/32"	13/16"



610-215

Thread	Knurl Dia.	Length	Shoulder
5/8"-18	.655"	2-29/32"	15/16"



Clip Head

610-077

Thread	Knurl Dia.	Length	Shoulder
5/8"-18	.657"	2-1/8"	13/16"



610-418

Thread	Knurl Dia.	Length	Shoulder
5/8"-18	.657"	3-13/16"	17/32"



610-213

Thread	Knurl Dia.	Length	Shoulder
5/8"-18	.660"	2-1/32"	29/32"



Clip Head

610-086

Thread	Knurl Dia.	Length	Shoulder
5/8"-18	.660"	2-7/16"	23/32"



Clip Head

610-087

Thread	Knurl Dia.	Length	Shoulder
5/8"-18L	.660"	2-7/16"	23/32"



610-229

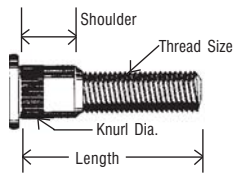
Thread	Knurl Dia.	Length	Shoulder
5/8"-18	.660"	2-1/2"	15/16"



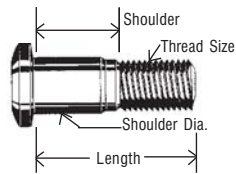
610-204

Thread	Knurl Dia.	Length	Shoulder
5/8"-18L	.660"	2-1/2"	1"

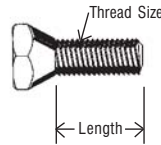
All photos approximate actual size.



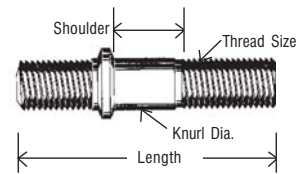
SERRATED BOLTS



SHOULDER BOLTS



WHEEL BOLT




DOUBLE ENDED STUDS

5/8"-18 (continued)



610-203

Thread	Knurl Dia.	Length	Shoulder
5/8"-18	.660"	2-17/32"	15/16"



610-196

Thread	Knurl Dia.	Length	Shoulder
5/8"-18	.660"	2-5/8"	27/32"



610-071

Thread	Knurl Dia.	Length	Shoulder
5/8"-18	.680"	2-7/8"	1"



610-206

Thread	Knurl Dia.	Length	Shoulder
5/8"-18	.682"	2-1/8"	23/32"



610-048

Thread	Knurl Dia.	Length	Shoulder
5/8"-18	.685"	2"	9/16"



610-076

Thread	Knurl Dia.	Length	Shoulder
5/8"-18	.688"	1-11/16"	9/16"



610-072

Thread	Knurl Dia.	Length	Shoulder
5/8"-18	.688"	2-5/8"	25/32"



610-049

Thread	Knurl Dia.	Length	Shoulder
5/8"-18	.688"	3"	25/32"



610-281

Thread	Knurl Dia.	Length	Shoulder
5/8"-18	.715"	2-7/32"	19/32"



610-198

Thread	Knurl Dia.	Length	Shoulder
5/8"-18	.722"	2-9/32"	1-3/16"

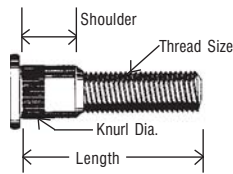


610-202

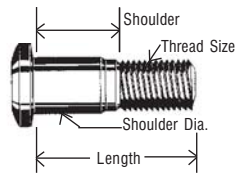
Thread	Knurl Dia.	Length	Shoulder
5/8"-18L	.730"	1-7/8"	25/32"

10

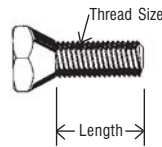
Wheel Studs



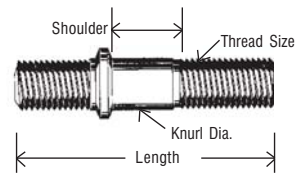
SERRATED BOLTS



SHOULDER BOLTS



WHEEL BOLT



DOUBLE ENDED STUDS

1 1/16"-16



610-147

Thread	Knurl Dia.	Length	Shoulder
11/16"-16	.757"	2-5/8"	1-3/8"



610-158

Thread	Knurl Dia.	Length	Shoulder
11/16"-16	.764"	3-1/4"	1-1/8"

3/4"-16



610-231

Thread	Knurl Dia.	Length	Shoulder
3/4"-16	.815"	2-5/8"	1-3/8"



610-232

Thread	Knurl Dia.	Length	Shoulder
3/4"-16L	.815"	2-5/8"	1-3/8"




610-089

Thread	Knurl Dia.	Length	Shoulder
3/4"-16	.815"	2-7/8"	1-17/32"



610-088

Thread	Knurl Dia.	Length	Shoulder
3/4"-16L	.815"	2-7/8"	1-17/32"



610-050

Thread	Knurl Dia.	Length	Shoulder
3/4"-16	.818"	2-3/8"	1-5/32"



610-225

Thread	Knurl Dia.	Length	Shoulder
3/4"-16	.823"	2-3/4"	1-3/8"



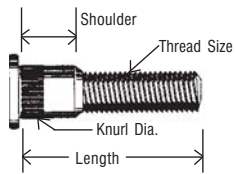
610-226

Thread	Knurl Dia.	Length	Shoulder
3/4"-16L	.823"	2-3/4"	1-3/8"

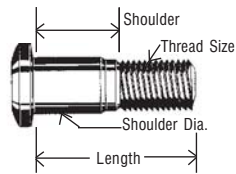
10

Wheel Studs

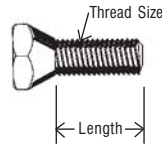
All photos approximate actual size.



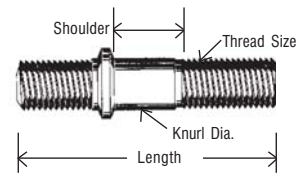
SERRATED BOLTS



SHOULDER BOLTS



WHEEL BOLT



DOUBLE ENDED STUDS

3/4"-16 (continued)

Clip Head



610-052

Thread	Knurl Dia.	Length	Shoulder
3/4"-16	.877"	2-1/4"	1-1/8"

Clip Head



610-053

Thread	Knurl Dia.	Length	Shoulder
3/4"-16L	.877"	2-1/4"	1-1/8"



610-054

Thread	Knurl Dia.	Length	Shoulder
3/4"-16	1.010"	2-3/8"	7/8"

M10-1.25



610-308

Thread	Knurl Dia.	Length	Shoulder
M10-1.25	10.24mm	29mm	9mm

M12-1.25

Clip Head



610-399

Thread	Knurl Dia.	Length	Shoulder
M12-1.25	12.04mm	38mm	16.5mm

Clip Head



610-398

Thread	Knurl Dia.	Length	Shoulder
M12-1.25	12.09mm	34mm	10mm



610-267

Thread	Knurl Dia.	Length	Shoulder
M12-1.25	12.40mm	33mm	8.5mm



610-334

Thread	Knurl Dia.	Length	Shoulder
M12-1.25	12.45mm	33.5mm	9.5mm



610-336

Thread	Knurl Dia.	Length	Shoulder
M12-1.25	12.45mm	37.5mm	14mm

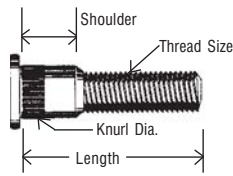


610-402

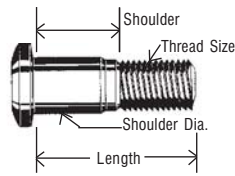
Thread	Knurl Dia.	Length	Shoulder
M12-1.25	12.45mm	43mm	14.5mm

10
Wheel Studs

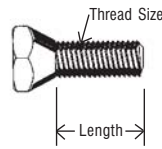
All photos approximate actual size.



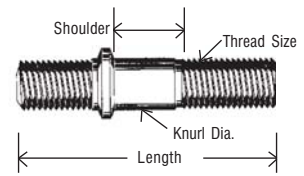
SERRATED BOLTS



SHOULDER BOLTS



WHEEL BOLT



DOUBLE ENDED STUDS

M12-1.25 (continued)

Clip Head



610-242

Thread	Knurl Dia.	Length	Shoulder
M12-1.25	12.56mm	37.5mm	11.5mm



610-263

Thread	Knurl Dia.	Length	Shoulder
M12-1.25	12.83mm	32.5mm	7mm



610-320

Thread	Knurl Dia.	Length	Shoulder
M12-1.25	12.83mm	41.5mm	14mm



610-396

Thread	Knurl Dia.	Length	Shoulder
M12-1.25	12.90mm	35mm	9.5mm



610-403

Thread	Knurl Dia.	Length	Shoulder
M12-1.25	12.90mm	45.5mm	15mm



610-240

Thread	Knurl Dia.	Length	Shoulder
M12-1.25	13.00mm	32mm	10mm



610-375

Thread	Knurl Dia.	Length	Shoulder
M12-1.25	14.25mm	41.5mm	14mm



610-322

Thread	Knurl Dia.	Length	Shoulder
M12-1.25	14.27mm	30.5mm	6mm



610-404

Thread	Knurl Dia.	Length	Shoulder
M12-1.25	14.28mm	46mm	13.5mm



610-378

Thread	Knurl Dia.	Length	Shoulder
M12-1.25	14.35mm	42mm	13.5mm



610-401

Thread	Knurl Dia.	Length	Shoulder
M12-1.25	14.43mm	41.5mm	14.5mm

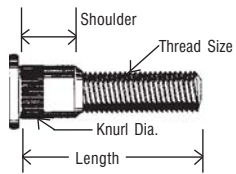


610-453

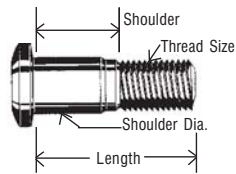
NEW!

Thread	Knurl Dia.	Length	Shoulder
M12-1.25	14.61mm	39.2mm	16.7mm

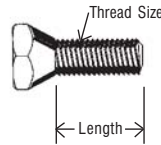
All photos approximate actual size.



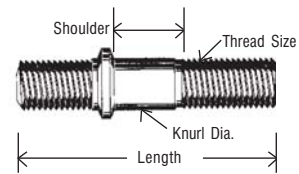
SERRATED BOLTS



SHOULDER BOLTS



WHEEL BOLT



DOUBLE ENDED STUDS

M12-1.5

Clip Head



610-415

Thread	Knurl Dia.	Length	Shoulder
M12-1.5	11.99mm	50.5mm	13.5mm



610-269

Thread	Knurl Dia.	Length	Shoulder
M12-1.5	12.22mm	36mm	9mm



610-362

Thread	Knurl Dia.	Length	Shoulder
M12-1.5	12.30mm	34mm	9mm



610-408

Thread	Knurl Dia.	Length	Shoulder
M12-1.5	12.34mm	48mm	13.5mm



610-360

Thread	Knurl Dia.	Length	Shoulder
M12-1.5	12.37mm	42mm	11mm



610-307

Thread	Knurl Dia.	Length	Shoulder
M12-1.5	12.50mm	39.5mm	11.5mm



610-324

Thread	Knurl Dia.	Length	Shoulder
M12-1.5	12.70mm	34.5mm	9mm



610-254

Thread	Knurl Dia.	Length	Shoulder
M12-1.5	12.73mm	41.5mm	8mm



610-486

NEW!

Thread	Knurl Dia.	Length	Shoulder
M12-1.5	12.73mm	51mm	9.4mm



610-468

NEW!

Thread	Knurl Dia.	Length	Shoulder
M12-1.5	12.80mm	43.8mm	14.7mm



610-323

Thread	Knurl Dia.	Length	Shoulder
M12-1.5	12.80mm	54mm	8mm

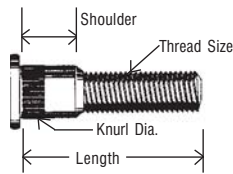


610-295

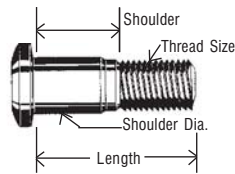
Thread	Knurl Dia.	Length	Shoulder
M12-1.5	12.90mm	37.5mm	13mm

10

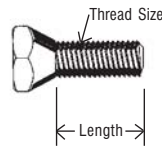
Wheel Studs



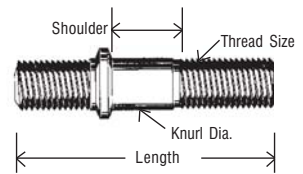
SERRATED BOLTS



SHOULDER BOLTS



WHEEL BOLT



DOUBLE ENDED STUDS

M12-1.5 (continued)



610-410

Thread	Knurl Dia.	Length	Shoulder
M12-1.5	12.90mm	46mm	23mm



610-409

Thread	Knurl Dia.	Length	Shoulder
M12-1.5	12.90mm	56mm	29mm



610-294

Thread	Knurl Dia.	Length	Shoulder
M12-1.5	12.95mm	36mm	8mm



610-270

Thread	Knurl Dia.	Length	Shoulder
M12-1.5	13.03mm	36.5mm	10.5mm



610-309

Thread	Knurl Dia.	Length	Shoulder
M12-1.5	13.06mm	42.5mm	18mm



610-340

Thread	Knurl Dia.	Length	Shoulder
M12-1.5	13.08mm	42mm	12.5mm



610-341

Thread	Knurl Dia.	Length	Shoulder
M12-1.5	13.08mm	52mm	25.5mm



610-413

Thread	Knurl Dia.	Length	Shoulder
M12-1.5	13.16mm	43mm	11mm



610-440 *NEW!*

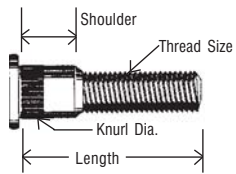
Thread	Knurl Dia.	Length	Shoulder
M12-1.5	13.2mm	36.5mm	12.7mm



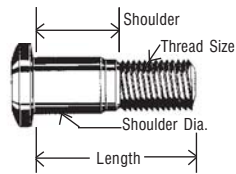
610-484 *NEW!*

Thread	Knurl Dia.	Length	Shoulder
M12-1.5	13.25mm	51.6mm	15.8mm

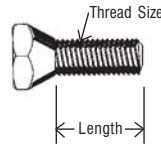
All photos approximate actual size.



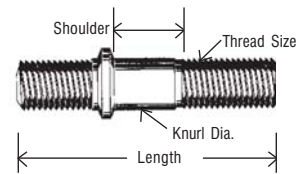
SERRATED BOLTS



SHOULDER BOLTS



WHEEL BOLT



DOUBLE ENDED STUDS

M12-1.5 (continued)



610-470

NEW!

Thread	Knurl Dia.	Length	Shoulder
M12-1.5	13.31mm	51.5mm	15.5mm



610-365

Thread	Knurl Dia.	Length	Shoulder
M12-1.5	13.41mm	51.5mm	13.5mm



610-306

Thread	Knurl Dia.	Length	Shoulder
M12-1.5	13.46mm	48mm	14mm



610-374

Thread	Knurl Dia.	Length	Shoulder
M12-1.5	13.50mm	47mm	10mm



610-417

Thread	Knurl Dia.	Length	Shoulder
M12-1.5	13.51mm	41mm	13mm



610-373

Thread	Knurl Dia.	Length	Shoulder
M12-1.5	13.55mm	43.5mm	15.5mm



610-443

NEW!

Thread	Knurl Dia.	Length	Shoulder
M12-1.5	13.56mm	50.8mm	13.5mm



610-344

Thread	Knurl Dia.	Length	Shoulder
M12-1.5	13.59mm	46mm	11mm



Clip Head

610-342

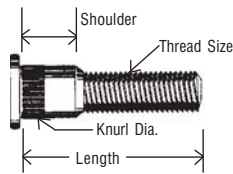
Thread	Knurl Dia.	Length	Shoulder
M12-1.5	13.59mm	46.5mm	14mm



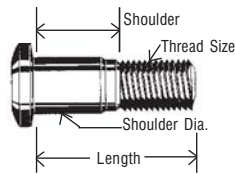
Clip Head

610-376

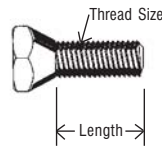
Thread	Knurl Dia.	Length	Shoulder
M12-1.5	13.82mm	49mm	14mm



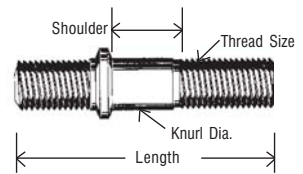
SERRATED BOLTS



SHOULDER BOLTS



WHEEL BOLT



DOUBLE ENDED STUDS

M12-1.5 (continued)



610-482 *NEW!*

Thread	Knurl Dia.	Length	Shoulder
M12-1.5	13.89mm	48.7mm	13.9mm



610-427

Thread	Knurl Dia.	Length	Shoulder
M12-1.5	13.95mm	55.3mm	13.7mm



610-452 *NEW!*

Thread	Knurl Dia.	Length	Shoulder
M12-1.5	14.00mm	43.8mm	17.2mm



610-253

Thread	Knurl Dia.	Length	Shoulder
M12-1.5	14.10mm	38.5mm	11.5mm



610-245

Thread	Knurl Dia.	Length	Shoulder
M12-1.5	14.15mm	38.5mm	9mm



610-312

Thread	Knurl Dia.	Length	Shoulder
M12-1.5	14.17mm	44.5mm	12.5mm



610-266

Thread	Knurl Dia.	Length	Shoulder
M12-1.5	14.20mm	40mm	8mm



610-462 *NEW!*

Thread	Knurl Dia.	Length	Shoulder
M12-1.5	14.20mm	44.1mm	17mm



610-463 *NEW!*

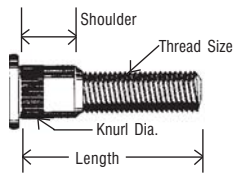
Thread	Knurl Dia.	Length	Shoulder
M12-1.5	14.20mm	55mm	26.6mm



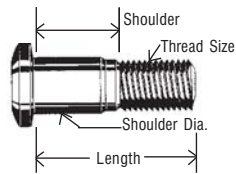
610-244

Thread	Knurl Dia.	Length	Shoulder
M12-1.5	14.22mm	37mm	8mm

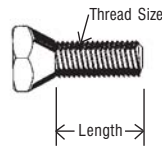
All photos approximate actual size.



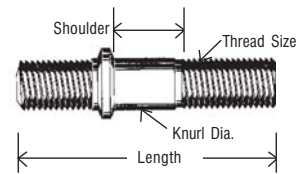
SERRATED BOLTS



SHOULDER BOLTS



WHEEL BOLT



DOUBLE ENDED STUDS

M12-1.5 (continued)



610-238

Thread	Knurl Dia.	Length	Shoulder
M12-1.5	14.22mm	37.5mm	11mm



610-276

Thread	Knurl Dia.	Length	Shoulder
M12-1.5	14.30mm	35.5mm	6.5mm



610-275

Thread	Knurl Dia.	Length	Shoulder
M12-1.5	14.30mm	41.5mm	6.5mm



610-477

NEW!

Thread	Knurl Dia.	Length	Shoulder
M12-1.5	14.30mm	43mm	12mm



610-265

Thread	Knurl Dia.	Length	Shoulder
M12-1.5	14.32mm	44.5mm	10mm



610-264

Thread	Knurl Dia.	Length	Shoulder
M12-1.5	14.33mm	52.5mm	25mm



610-460

NEW!

Thread	Knurl Dia.	Length	Shoulder
M12-1.5	14.34mm	46mm	15mm



610-262

Thread	Knurl Dia.	Length	Shoulder
M12-1.5	14.35mm	37.5mm	7mm



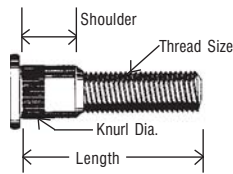
610-261

Thread	Knurl Dia.	Length	Shoulder
M12-1.5	14.35mm	42.5mm	8mm

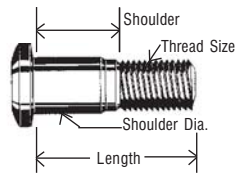


610-414

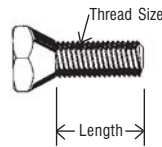
Thread	Knurl Dia.	Length	Shoulder
M12-1.5	14.38mm	45mm	10.5mm



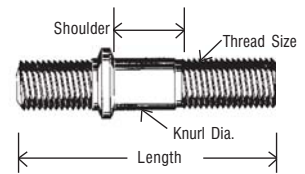
SERRATED BOLTS



SHOULDER BOLTS



WHEEL BOLT



DOUBLE ENDED STUDS

M12-1.5 (continued)



610-291

Thread	Knurl Dia.	Length	Shoulder
M12-1.5	14.40mm	39mm	12.5mm



610-407

Thread	Knurl Dia.	Length	Shoulder
M12-1.5	14.40mm	47mm	20.5mm



610-302

Thread	Knurl Dia.	Length	Shoulder
M12-1.5	14.45mm	42mm	11.5mm



610-445 *NEW!*

Thread	Knurl Dia.	Length	Shoulder
M12-1.5	14.48mm	49.2mm	7mm



610-387

Thread	Knurl Dia.	Length	Shoulder
M12-1.5	14.55mm	49mm	11.5mm

All photos approximate actual size.

Clip Head



610-476 *NEW!*

Thread	Knurl Dia.	Length	Shoulder
M12-1.5	14.60mm	44.5mm	13.4mm



610-473 *NEW!*

Thread	Knurl Dia.	Length	Shoulder
M12-1.5	14.73mm	45.5mm	18.5mm

Clip Head



610-474 *NEW!*

Thread	Knurl Dia.	Length	Shoulder
M12-1.5	14.77mm	43.8mm	13.3mm

Clip Head



610-239

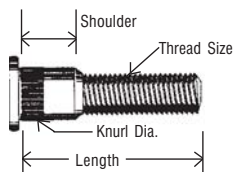
Thread	Knurl Dia.	Length	Shoulder
M12-1.5	14.83mm	40mm	7mm



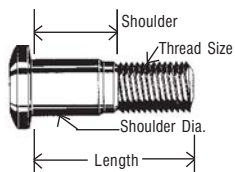
610-416

Thread	Knurl Dia.	Length	Shoulder
M12-1.5	14.86mm	52.2mm	14.5mm

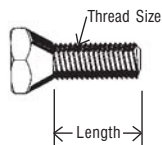
10
Wheel Studs



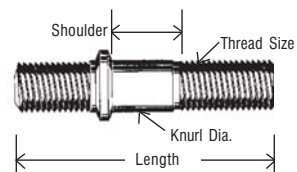
SERRATED BOLTS



SHOULDER BOLTS



WHEEL BOLT



DOUBLE ENDED STUDS

M12-1.5 (continued)



610-321

Thread	Knurl Dia.	Length	Shoulder
M12-1.5	14.91mm	38.5mm	16mm



610-370

Thread	Knurl Dia.	Length	Shoulder
M12-1.5	15.80mm	44mm	16.5mm



610-285

Thread	Knurl Dia.	Length	Shoulder
M12-1.5	14.94mm	41mm	13.5mm



610-384

Thread	Knurl Dia.	Length	Shoulder
M12-1.5	15.87mm	44.5mm	13mm



610-369

Thread	Knurl Dia.	Length	Shoulder
M12-1.5	14.99mm	46mm	19mm



610-457

NEW!

Thread	Knurl Dia.	Length	Shoulder
M12-1.5	16.10mm	41.3mm	13mm



610-388

Thread	Knurl Dia.	Length	Shoulder
M12-1.5	15.42mm	51mm	15.5mm



610-372

Thread	Knurl Dia.	Length	Shoulder
M12-1.5	16.18mm	44mm	17mm



610-343

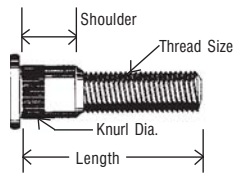
Thread	Knurl Dia.	Length	Shoulder
M12-1.5	15.55mm	46.5mm	17.5mm



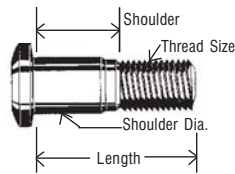
610-438

NEW!

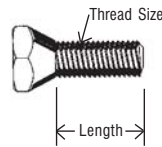
Thread	Knurl Dia.	Length	Shoulder
M12-1.5	16.24mm	44.5mm	12.7mm



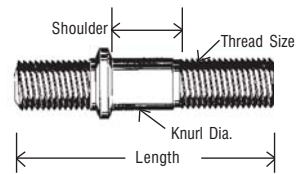
SERRATED BOLTS



SHOULDER BOLTS



WHEEL BOLT



DOUBLE ENDED STUDS

M12-1.5 (continued)



610-361

Thread	Knurl Dia.	Length	Shoulder
M12-1.5	16.50mm	41mm	12.5mm



610-390

Thread	Knurl Dia.	Length	Shoulder
M12-1.75	14.75mm	51mm	10mm

M14-1.5



610-371

Thread	Knurl Dia.	Length	Shoulder
M12-1.5	17.00mm	44mm	15mm



610-246

Thread	Knurl Dia.	Length	Shoulder
M14-1.5	14.94mm	35.5mm	10.5mm

M12-1.75



610-393

Thread	Knurl Dia.	Length	Shoulder
M12-1.75	14.63mm	54.5mm	18mm



610-431

Thread	Knurl Dia.	Length	Shoulder
M14-1.5	15.67mm	80.3mm	35mm



610-483

NEW!

Thread	Knurl Dia.	Length	Shoulder
M12-1.75	14.68mm	51.6mm	10mm



610-433

Thread	Knurl Dia.	Length	Shoulder
M14-1.5	15.70mm	58mm	13.8mm



610-425

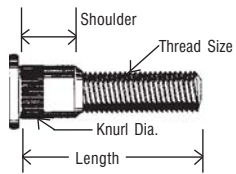
Thread	Knurl Dia.	Length	Shoulder
M12-1.75	14.70mm	51mm	10mm



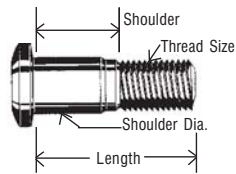
610-428

Thread	Knurl Dia.	Length	Shoulder
M14-1.5	15.70mm	65.4mm	16.2mm

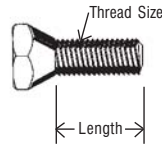
All photos approximate actual size.



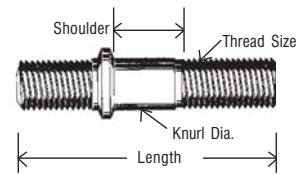
SERRATED BOLTS



SHOULDER BOLTS



WHEEL BOLT



DOUBLE ENDED STUDS

M14-1.5 (continued)



610-432

Thread	Knurl Dia.	Length	Shoulder
M14-1.5	15.72mm	52.7mm	13.5mm



610-333

Thread	Knurl Dia.	Length	Shoulder
M14-1.5	15.88mm	90.5mm	32.5mm



610-328

Thread	Knurl Dia.	Length	Shoulder
M14-1.5	15.88mm	43mm	6mm



610-435 *NEW!*

Thread	Knurl Dia.	Length	Shoulder
M14-1.5	15.96mm	58mm	16mm



610-329

Thread	Knurl Dia.	Length	Shoulder
M14-1.5	15.88mm	43mm	16.5mm



610-437 *NEW!*

Thread	Knurl Dia.	Length	Shoulder
M14-1.5	15.96mm	76.2mm	25.4mm



610-325

Thread	Knurl Dia.	Length	Shoulder
M14-1.5	15.88mm	49mm	14mm




610-330

Thread	Knurl Dia.	Length	Shoulder
M14-1.5	15.93mm	46mm	13.5mm



610-326

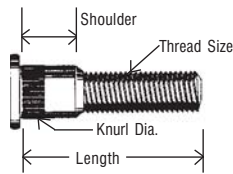
Thread	Knurl Dia.	Length	Shoulder
M14-1.5	15.88mm	76mm	26.5mm



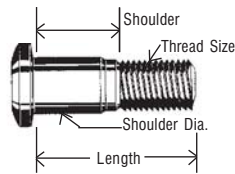
610-327

Thread	Knurl Dia.	Length	Shoulder
M14-1.5	16.00mm	45.5mm	8.5mm

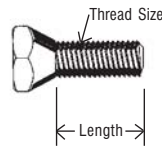
10
Wheel Studs



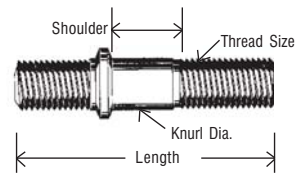
SERRATED BOLTS



SHOULDER BOLTS



WHEEL BOLT



DOUBLE ENDED STUDS

M14-1.5 (continued)



610-331

Thread	Knurl Dia.	Length	Shoulder
M14-1.5	16.00mm	53.5mm	13.5mm



610-332

Thread	Knurl Dia.	Length	Shoulder
M14-1.5	16.00mm	54.5mm	17.5mm



610-434

Thread	Knurl Dia.	Length	Shoulder
M14-1.5	16.01mm	58mm	17.5mm



610-436 *NEW!*

Thread	Knurl Dia.	Length	Shoulder
M14-1.5	16.06mm	103.96mm	59.16mm



610-338

Thread	Knurl Dia.	Length	Shoulder
M14-1.5	16.51mm	37.5mm	9.5mm

M14-2.0



610-442 *NEW!*

Thread	Knurl Dia.	Length	Shoulder
M14-2.0	15.49mm	57.9mm	11.9mm



610-424

Thread	Knurl Dia.	Length	Shoulder
M14-2.0	15.78mm	73.3mm	14.3mm



610-485 *NEW!*

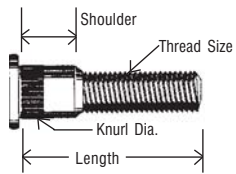
Thread	Knurl Dia.	Length	Shoulder
M14-2.0	15.85mm	77.9mm	16.6mm



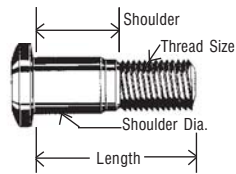
610-455 *NEW!*

Thread	Knurl Dia.	Length	Shoulder
M14-2.0	16.00mm	66.8mm	15.7mm

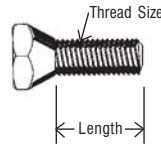
All photos approximate actual size.



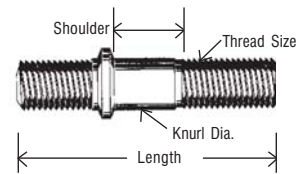
SERRATED BOLTS



SHOULDER BOLTS



WHEEL BOLT



DOUBLE ENDED STUDS

Wheel Bolt Photo Guide

- If a wheel bolt cannot be hand threaded all the way to the hub, the bolt has stretched or is damaged and must be replaced

1/2"-20



610-349

Thread	Hex Size	Thread Length	Seat
1/2"-20	3/4"	3/4"	90°



610-018

Thread	Hex Size	Thread Length	Seat
1/2"-20	3/4"	1"	60°



610-350

Thread	Hex Size	Thread Length	Seat
1/2"-20	3/4"	1"	90°



610-351

Thread	Hex Size	Thread Length	Seat
1/2"-20	3/4"	1-3/4"	90°

9/16"-18



610-352

Thread	Hex Size	Thread Length	Seat
9/16"-18	3/4"	29/32"	60°

9/16"-18 (continued)



610-019

Thread	Hex Size	Thread Length	Seat
9/16"-18	3/4"	1"	60°



610-070

Thread	Hex Size	Thread Length	Seat
9/16"-18	3/4"	1-1/8"	60°



610-354

Thread	Hex Size	Thread Length	Seat
9/16"-18	7/8"	1-1/8"	90°



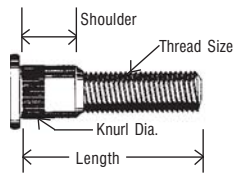
610-353

Thread	Hex Size	Thread Length	Seat
9/16"-18	7/8"	1-1/4"	90°

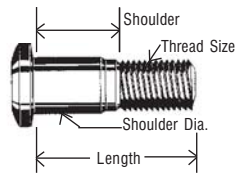


610-355

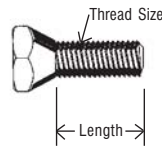
Thread	Hex Size	Thread Length	Seat
9/16"-18	7/8"	1-1/2"	90°



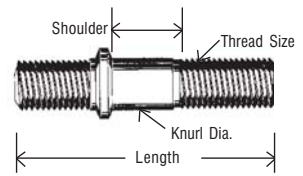
SERRATED BOLTS



SHOULDER BOLTS



WHEEL BOLT




DOUBLE ENDED STUDS

5/8"-18



610-356

Thread	Hex Size	Thread Length	Seat
5/8"-18	7/8"	13/16"	90°



610-357

Thread	Hex Size	Thread Length	Seat
5/8"-18	7/8"	1-7/16"	90°

M12-1.25



610-405

Thread	Hex Size	Thread Length	Seat
M12-1.25	19mm	48.5mm	60°

M12-1.5



610-450

NEW!

Thread	Hex Size	Thread Length	Seat
M12-1.5	14mm	23mm	60°



610-406

Thread	Hex Size	Thread Length	Seat
M12-1.5	14mm	21mm	60°



610-249

Thread	Hex Size	Thread Length	Seat
M12-1.5	17mm	19mm	Ball



610-317

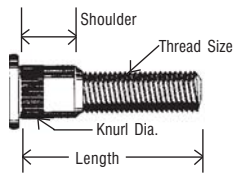
Thread	Hex Size	Thread Length	Seat
M12-1.5	17mm	22mm	Ball



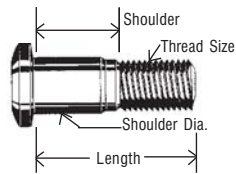
610-247

Thread	Hex Size	Thread Length	Seat
M12-1.5	17mm	29mm	12mm Radius

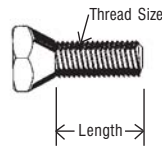
All photos approximate actual size.



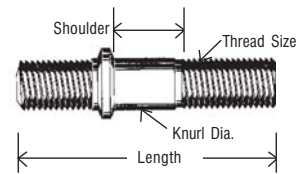
SERRATED BOLTS



SHOULDER BOLTS




WHEEL BOLT




DOUBLE ENDED STUDS

M12-1.5 (continued)



610-367


Thread	Hex Size	Thread Length	Seat
M12-1.5	17mm	29.5mm	60°



610-274

Thread	Hex Size	Thread Length	Seat
M12-1.5	21mm	21mm	60°

M12-1.75



610-248

Thread	Hex Size	Thread Length	Seat
M12-1.5	19mm	14mm	Ball



610-412

Thread	Hex Size	Thread Length	Seat
M12-1.75	19mm	28mm	60°



610-337

Thread	Hex Size	Thread Length	Seat
M12-1.5	19mm	24mm	60°



610-461

NEW!

Thread	Hex Size	Thread Length	Seat
M12-1.75	19mm	29.6mm	60°

M14-1.5



610-268

Thread	Hex Size	Thread Length	Seat
M12-1.5	19mm	25mm	Ball



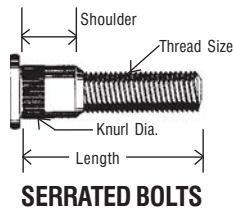
610-467

NEW!

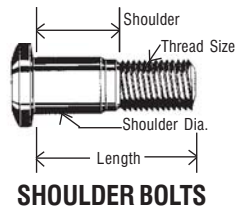
Thread	Hex Size	Thread Length	Seat
M14-1.5	17mm	22.3mm	Ball

10

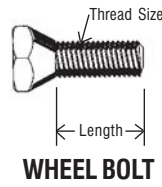
Wheel Bolts



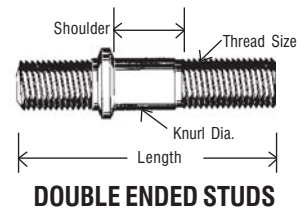
SERRATED BOLTS



SHOULDER BOLTS



WHEEL BOLT



DOUBLE ENDED STUDS

M14-1.5 (continued)



610-318

Thread	Hex Size	Thread Length	Seat
M14-1.5	17mm	26mm	Ball



610-411

Thread	Hex Size	Thread Length	Seat
M14-1.5	19mm	27mm	60°



610-250

Thread	Hex Size	Thread Length	Seat
M14-1.5	19mm	20mm	Ball



610-456

NEW!

Thread	Hex Size	Thread Length	Seat
M14-1.5	19mm	31.8mm	60°



610-251

Thread	Hex Size	Thread Length	Seat
M14-1.5	19mm	26mm	14mm Radius

DON'T FORGET

To complete the job, your customer may need:

- torque wrench
- universal lug wrench
- lug nut adapters
- dust caps & shields
- double ended wheel nut socket
- wheel center caps
- lock nuts
- torque sticks
- air inflators
- airchuck



Wheel Bolt Installation Tips

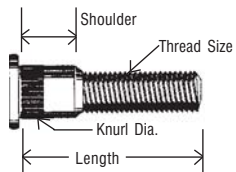
- When inserting a new wheel bolt, be sure the bolt is pressed firmly against the hub.
- A small wheel stud press will allow you to press in the stud without removing the hub.
- Install the wheel bolt dry. Do not use thread locker or lubricant unless specified by OE manufacturer.

Determining Serrated Bolt Hole Size:

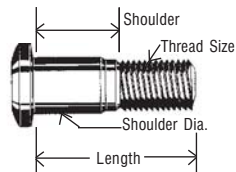
- If installing a wheel stud in a custom flange or axle, the drilled hole must be sized for the wheel stud.
- The hole should be .017" to .027" (.43mm to .69mm), smaller than the size of the knurl.
- Do not install wheel bolts by pulling them in with the nut.
- It is difficult to fully seat the wheel bolt without exceeding the OE manufacturer's torque specification and damaging bolt.

Need a larger or shorter wheel stud? See page 140 for over and under length studs.

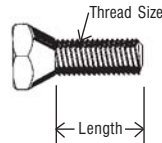
All photos approximate actual size.



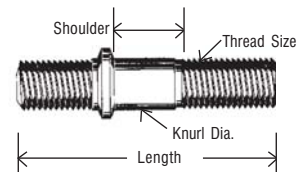
SERRATED BOLTS



SHOULDER BOLTS



WHEEL BOLT



DOUBLE ENDED STUDS

Double Ended Wheel Studs



610-145

Thread Size	Knurl Diameter	Length	Shoulder
5/8"-11	Non-Serrated	2-5/8"	5/16"



610-146

Thread Size	Knurl Diameter	Length	Shoulder
3/4"-10	Non-Serrated	3"	1/4"



610-044

Thread Size	Knurl Diameter	Length	Shoulder
3/4"-16	Non-Serrated	4"	1-5/32"



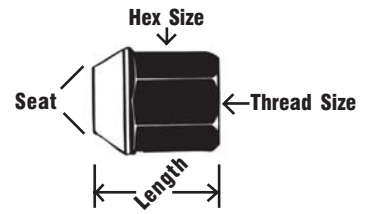
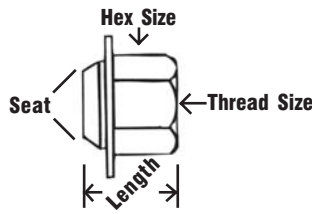
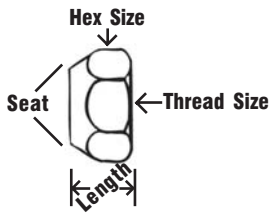
610-339

Thread Size	Knurl Diameter	Length	Shoulder
M14-1.50	16.51mm	69mm	11.5mm



610-335

Thread Size	Knurl Diameter	Length	Shoulder
M16-1.50	17.65mm	77mm	17mm



Wheel Nuts

7/16"-20



611-014

Zinc

Thread	Hex Size	Length	Seat
7/16"-20	3/4"	9/16"	60°



611-015

Zinc

Thread	Hex Size	Length	Seat
7/16"-20L	3/4"	9/16"	60°



611-086

Zinc

Thread	Hex Size	Length	Seat
7/16"-20	3/4"	7/8"	60°



611-070

Stainless

Thread	Hex Size	Length	Seat
7/16"-20	3/4"	1-1/8"	60°



611-145


Stainless

Thread	Hex Size	Length	Seat
7/16"-20	3/4"	1-19/32"	60°



611-160 Retrofit Nut

Thread	Hex Size	Length	Seat
7/16"-20	3/4"	1-1/4"	60°



611-101 Chrome

Thread	Hex Size	Length	Seat
7/16"-20	13/16"	1-15/32"	.68" dia. x .334" long



611-179 Retrofit Nut

Thread	Hex Size	Length	Seat
7/16"-20	7/8"	1-1/8"	60°

1/2"-20



611-175 Yellow Zinc

Thread	Hex Size	Length	Seat
1/2"-20	3/4"	1"	60°



611-091 Stainless

Thread	Hex Size	Length	Seat
1/2"-20	3/4"	1-1/16"	60°



611-171 Yellow Zinc

Thread	Hex Size	Length	Seat
1/2"-20	3/4"	1-1/4"	60°



611-199 Yellow Zinc

Thread	Hex Size	Length	Seat
1/2"-20	3/4"	1-1/4"	60°



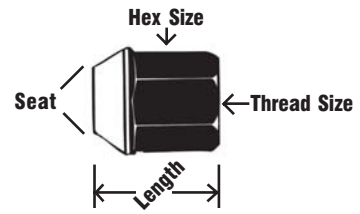
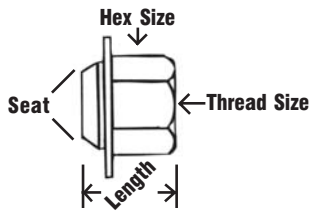
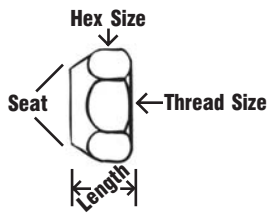
611-122 Stainless

Thread	Hex Size	Length	Seat
1/2"-20	3/4"	1-5/16"	60°

All photos approximate actual size.

10

Wheel Nuts



1/2"-20 (continued)



611-027 Zinc

Thread	Hex Size	Length	Seat
1/2"-20	3/4"	9/16"	60°

611-827 is a 100 pack of 611-027.



611-094 Stainless

Thread	Hex Size	Length	Seat
1/2"-20	3/4"	1-5/8"	60°



611-088 Zinc

Thread	Hex Size	Length	Seat
1/2"-20	13/16"	7/8"	60°

10

Wheel Nuts



611-026 Zinc

Thread	Hex Size	Length	Seat
1/2"-20L	3/4"	9/16"	60°



611-016 Zinc

Thread	Hex Size	Length	Seat
1/2"-20	13/16"	5/8"	60°

611-816 is a 100 pack of 611-016.



611-093 Zinc

Thread	Hex Size	Length	Seat
1/2"-20	13/16"	15/16"	60°



611-163 Zinc

Thread	Hex Size	Length	Seat
1/2"-20	3/4"	29/32"	60°



611-031 Zinc

Thread	Hex Size	Length	Seat
1/2"-20L	13/16"	5/8"	60°



611-222 Yellow Zinc

Thread	Hex Size	Length	Seat
1/2"-20	13/16"	1"	60°



611-159 Retrofit Nut

Thread	Hex Size	Length	Seat
1/2"-20	3/4"	1-1/16"	60°



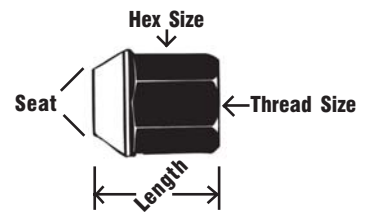
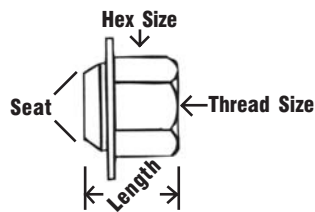
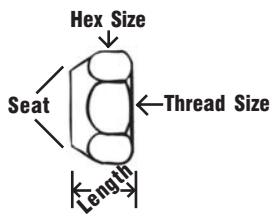
611-121 Zinc

Thread	Hex Size	Length	Seat
1/2"-20	13/16"	5/8"	90°



611-073 Stainless

Thread	Hex Size	Length	Seat
1/2"-20	13/16"	1-1/8"	60°



1/2"-20 (continued)



611-178 Open Nut

Thread	Hex Size	Length	Seat
1/2"-20	13/16"	1-1/8"	60°



611-124 Stainless

Thread	Hex Size	Length	Seat
1/2"-20	13/16"	1-9/32"	60°



611-047 Zinc

Thread	Hex Size	Length	Seat
9/16"-18	7/8"	5/8"	60°



611-197 Yellow Zinc

Thread	Hex Size	Length	Seat
1/2"-20	13/16"	1-5/32"	60°



611-143 Stainless

Thread	Hex Size	Length	Seat
1/2"-20	13/16"	2-1/32"	60°



611-050 Zinc

Thread	Hex Size	Length	Seat
9/16"-18L	7/8"	5/8"	60°



611-123 Black

Thread	Hex Size	Length	Seat
1/2"-20	13/16"	1-1/4"	60°



611-204 Stainless

Thread	Hex Size	Length	Seat
9/16"-18	13/16"	1-1/2"	60°



611-052 Zinc

Thread	Hex Size	Length	Seat
9/16"-18	7/8"	3/4"	60°

611-852 is a 100 pack of 611-052.



611-071 Stainless

Thread	Hex Size	Length	Seat
1/2"-20	13/16"	1-15/32"	60°



611-054 Zinc

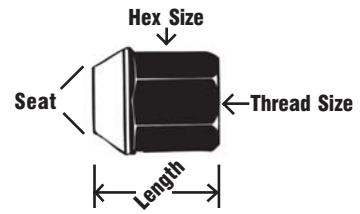
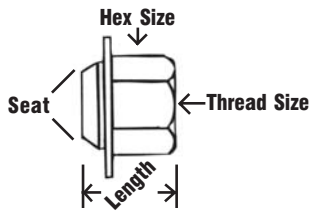
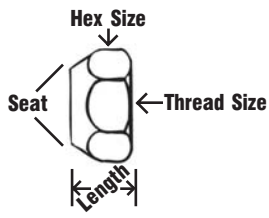
Thread	Hex Size	Length	Seat
9/16"-18	7/8"	5/8"	1.28" dia. flange



611-127 Black Oxide

Thread	Hex Size	Length	Seat
9/16"-18	7/8"	1-1/16"	1.6" dia. flange

All photos approximate actual size.



9/16"-18 (continued)



611-161 Retrofit Nut

Thread	Hex Size	Length	Seat
9/16"-18	7/8"	1-1/8"	60°



611-126 Zinc

Thread	Hex Size	Length	Seat
9/16"-18L	1"	11/16"	90°



611-092 Black Oil Quench

Thread	Hex Size	Length	Seat
9/16"-18	1-1/16"	1"	1.6" dia. flange

10

Wheel Nuts



611-162 Yellow Zinc

Thread	Hex Size	Length	Seat
9/16"-18	15/16"	1-1/32"	60°

611-058 Zinc


Thread	Hex Size	Length	Seat
9/16"-18	1-1/16"	21/32"	90°



611-059 Zinc

Thread	Hex Size	Length	Seat
9/16"-18L	1-1/16"	21/32"	90°

5/8"-11



611-048 Zinc

Thread	Hex Size	Length	Seat
5/8"-11	1-1/16"	5/8"	Flat Face



611-053 Zinc

Thread	Hex Size	Length	Seat
9/16"-18	1"	21/32"	90°

611-853 is a 100 pack of 611-053.



611-061 Zinc

Thread	Hex Size	Length	Seat
9/16"-18	1-1/16"	31/32"	60°



611-039 Zinc

Thread	Hex Size	Length	Seat
5/8"-11	1-1/16"	21/32"	60°

5/8"-18



611-125 Zinc

Thread	Hex Size	Length	Seat
9/16"-18	1"	11/16"	90°



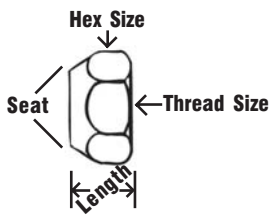
611-081 Zinc

Thread	Hex Size	Length	Seat
9/16"-18L	1-1/16"	31/32"	60°




611-055 Zinc

Thread	Hex Size	Length	Seat
5/8"-18	1"	21/32"	90°



5/8"-18 (continued)



611-056 Zinc

Thread	Hex Size	Length	Seat
5/8"-18L	1"	21/32"	90°



611-044 Zinc

Thread	Hex Size	Length	Seat
5/8"-18	1-1/16"	21/32"	90°




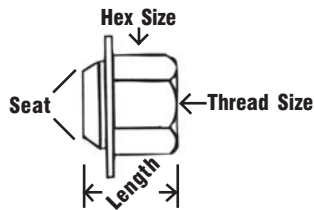
611-045 Zinc

Thread	Hex Size	Length	Seat
5/8"-18L	1-1/16"	21/32"	90°



611-051 Zinc

Thread	Hex Size	Length	Seat
5/8"-18	1-1/16"	29/32"	90°



611-060 Zinc

Thread	Hex Size	Length	Seat
5/8"-18L	1-1/16"	29/32"	90°



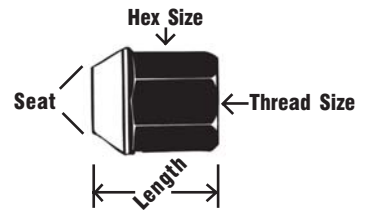
611-057 Zinc

Thread	Hex Size	Length	Seat
5/8"-18	1-1/8"	1-1/16"	1.62" dia. flange



611-128 Zinc

Thread	Hex Size	Length	Seat
5/8"-18L	1-1/8"	1-1/16"	1.62" dia. flange




11/16"-16



611-043 Zinc

Thread	Hex Size	Length	Seat
11/16"-16	1-1/8"	1-1/16"	1.62" dia. flange


3/4"-10



611-049 Zinc

Thread	Hex Size	Length	Seat
3/4"-10	1-1/4"	3/4"	Flat Face

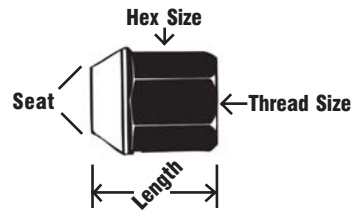
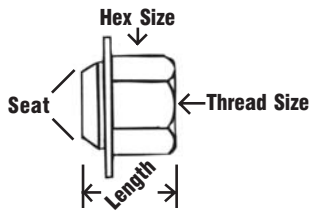
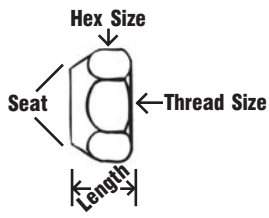
3/4"-16



611-032 Zinc

Thread	Hex Size	Length	Seat
3/4"-16	13/16" sqr.	2-1/4"	7/8" radius

All photos approximate actual size.



3/4"-16 (continued)



611-033 Zinc

Thread	Hex Size	Length	Seat
3/4"-16L	13/16" sqr.	2-1/4"	7/8" radius



611-079 Zinc

Thread	Hex Size	Length	Seat
3/4"-16	13/16" sqr.	3"	Special

**10
Wheel Nuts**



611-164 Zinc

Thread	Hex Size	Length	Seat
3/4"-16	13/16" sqr.	3"	Special




611-080 Zinc

Thread	Hex Size	Length	Seat
3/4"-16L	13/16" sqr.	3"	Special



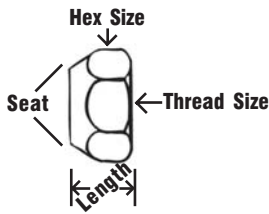
611-165 Zinc

Thread	Hex Size	Length	Seat
3/4"-16L	13/16" sqr.	3"	Special

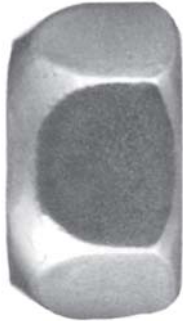


611-028 Zinc

Thread	Hex Size	Length	Seat
3/4"-16	1-1/2"	7/8"	1" radius




1-1/8"-16



611-034 Zinc

Thread	Hex Size	Length	Seat
1-1/8"-16	1-1/2"	7/8"	3/4" radius



611-035 Zinc

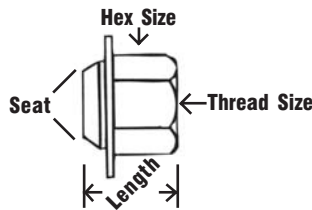
Thread	Hex Size	Length	Seat
1-1/8"-16L	1-1/2"	7/8"	3/4" radius

M10-1.25




611-096 Chrome

Thread	Hex Size	Length	Seat
M10-1.25	17mm	21mm	60°



M12-1.25



611-064 Chrome

Thread	Hex Size	Length	Seat
M12-1.25	19mm	16mm	60°



611-076 Chrome

Thread	Hex Size	Length	Seat
M12-1.25	19mm	24mm	60°



NEW!

611-231 Zinc


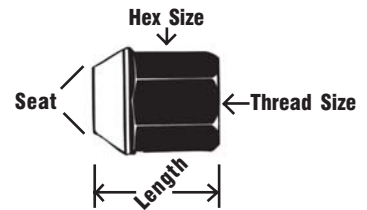
Thread	Hex Size	Length	Seat
M12-1.25	19mm	26mm	60°



NEW!

611-210 Stainless

Thread	Hex Size	Length	Seat
M12-1.25	21mm	29mm	60°



611-065 Zinc

Thread	Hex Size	Length	Seat
M12-1.25	21mm	16mm	60°

611-865 is a 100 pack of 611-065.




611-113 Chrome

Thread	Hex Size	Length	Seat
M12-1.25	21mm	16mm	60°



611-166 Black

Thread	Hex Size	Length	Seat
M12-1.25	21mm	27.5mm	60°

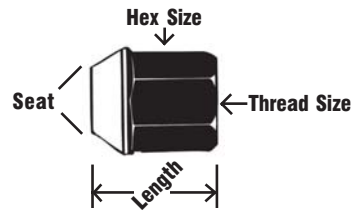
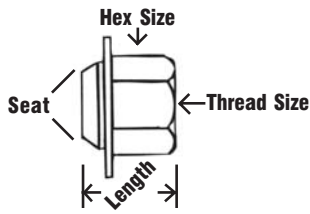
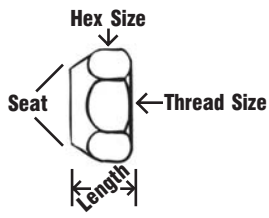


611-114 Chrome


Thread	Hex Size	Length	Seat
M12-1.25	21mm	29mm	60°

10
Wheel Nuts

All photos approximate actual size.



M12-1.25 (continued)



NEW!

611-119 Zinc

Thread	Hex Size	Length	Seat
M12-1.25	21mm	32mm	18.4mm dia. x 10mm lg.

611-120 Chrome


Thread	Hex Size	Length	Seat
M12-1.5	19mm	22mm	60°

611-224 Yellow Zinc

Thread	Hex Size	Length	Seat
M12-1.5	19mm	26mm	60°

10 Wheel Nuts

M12-1.5



NEW!

611-062 Zinc

Thread	Hex Size	Length	Seat
M12-1.5	19mm	14mm	60°

611-862 is 100 pack of 611-062.

611-085 Zinc

Thread	Hex Size	Length	Seat
M12-1.5	19mm	22mm	60°

611-226 Silver Zinc

Thread	Hex Size	Length	Seat
M12-1.5	19mm	26.5mm	30mm dia. x 7mm Flange

611-144 Chrome

Thread	Hex Size	Length	Seat
M12-1.5	19mm	19.5mm	12mm radius



611-063 Yellow Zinc

Thread	Hex Size	Length	Seat
M12-1.5	19mm	23mm	60°

611-863 is 100 pack of 611-063.

611-109 Yellow Zinc

Thread	Hex Size	Length	Seat
M12-1.5	19mm	27.5mm	60°

611-112 Chrome

Thread	Hex Size	Length	Seat
M12-1.5	19mm	20.5mm	60°



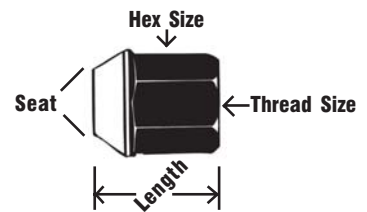
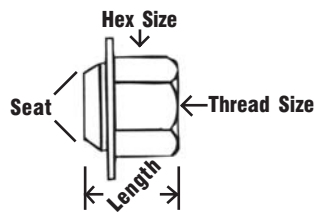
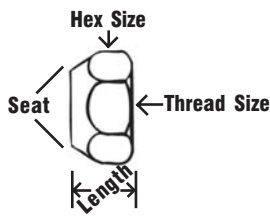
NEW!

611-075 Chrome

Thread	Hex Size	Length	Seat
M12-1.5	19mm	24.5mm	60°

611-227 Yellow Zinc

Thread	Hex Size	Length	Seat
M12-1.5	19mm	28mm	60°



M12-1.5 (continued)



NEW!

611-221 Chrome

Thread	Hex Size	Length	Seat
M12-1.5	19mm	31mm	60°



NEW!

611-201 Chrome

Thread	Hex Size	Length	Seat
M12-1.50	19mm	29.5mm	12.7mm rad.



611-089 Stainless


Thread	Hex Size	Length	Seat
M12-1.5	19mm	32mm	60°



NEW!

611-229 Stainless

Thread	Hex Size	Length	Seat
M12-1.5	19mm	37.5mm	18.4mm dia. x 7.16mm



611-074 Stainless

Thread	Hex Size	Length	Seat
M12-1.5	19mm	31mm	60°

611-874 is a 100 pack of 611-074.



611-139 Stainless

Thread	Hex Size	Length	Seat
M12-1.5	19mm	33mm	60°



NEW!


611-207 Yellow Zinc

Thread	Hex Size	Length	Seat
M12-1.5	19mm	28.5mm	60°



611-135 Black

Thread	Hex Size	Length	Seat
M12-1.5	19mm	30.5mm	60°



NEW!

611-213 Chrome

Thread	Hex Size	Length	Seat
M12-1.5	19mm	32.5mm	60°



611-087 Stainless

Thread	Hex Size	Length	Seat
M12-1.5	19mm	29.5mm	60°



611-150 Yellow Zinc

Thread	Hex Size	Length	Seat
M12-1.5	19mm	31mm	60°

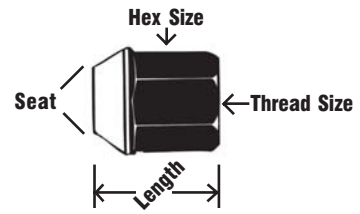
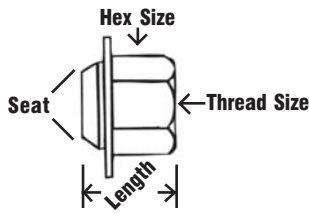
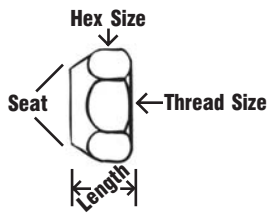


611-090 Black

Thread	Hex Size	Length	Seat
M12-1.5	19mm	32.5mm	60°

Retrofit nuts are available on page 141.

All photos approximate actual size.



M12-1.5 (continued)



611-151 Zinc

Thread	Hex Size	Length	Seat
M12-1.5	19mm	34mm	60°



611-136 Stainless

Thread	Hex Size	Length	Seat
M12-1.5	19mm	37mm	60°



611-181 Chrome

Thread	Hex Size	Length	Seat
M12-1.5	19mm	43mm	60°

10

Wheel Nuts



611-138 Chrome

Thread	Hex Size	Length	Seat
M12-1.5	19mm	35mm	11.91mm rad.



NEW!

611-216 Chrome

Thread	Hex Size	Length	Seat
M12-1.50	19mm	39mm	60°



NEW!

611-211 Stainless

Thread	Hex Size	Length	Seat
M12-1.5	21mm	36.5mm	60°



611-176 Black

Thread	Hex Size	Length	Seat
M12-1.5	19mm	36mm	60°



611-148 Chrome

Thread	Hex Size	Length	Seat
M12-1.5	19mm	40mm	60°



NEW!

611-212 Stainless

Thread	Hex Size	Length	Seat
M12-1.5	21mm	46.5mm	60°



611-084 Stainless

Thread	Hex Size	Length	Seat
M12-1.5	19mm	36mm	60°

611-884 is a 100 pack of 611-084.



611-137 Chrome

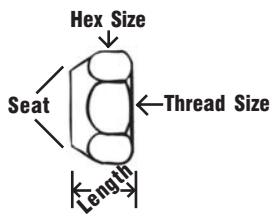
Thread	Hex Size	Length	Seat
M12-1.5	19mm	40mm	18mm dia. x 15mm lg.



611-066 Zinc

Thread	Hex Size	Length	Seat
M12-1.5	21mm	16mm	60°

611-866 is a 100 pack of 611-066.



M12-1.5 (continued)



611-072 Zinc

Thread	Hex Size	Length	Seat
M12-1.5	21mm	18mm	60°

611-872 is a 100 pack of 611-072.



NEW!

611-225 Black

Thread	Hex Size	Length	Seat
M12-1.5	21mm	25mm	60°



611-141 Chrome

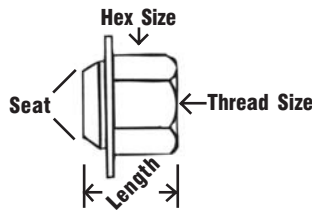
Thread	Hex Size	Length	Seat
M12-1.5	21mm	26mm	60°



NEW!

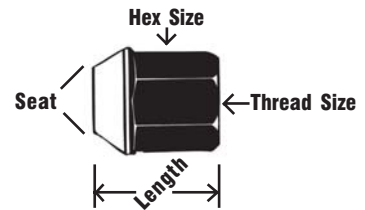
611-219 Yellow Zinc

Thread	Hex Size	Length	Seat
M12-1.50	27mm	27mm	18.42mm dia. x 6.81 lg.



611-077 Chrome

Thread	Hex Size	Length	Seat
M12-1.5	21mm	27mm	60°



611-140 Chrome

Thread	Hex Size	Length	Seat
M12-1.5	21mm	29.5mm	60°



611-142 Black

Thread	Hex Size	Length	Seat
M12-1.5	21mm	27mm	60°



611-133 Chrome

Thread	Hex Size	Length	Seat
M12-1.5	21mm	30mm	60°



NEW!

611-215 Chrome

Thread	Hex Size	Length	Seat
M12-1.50	21mm	28.5mm	60°



611-116 Black

Thread	Hex Size	Length	Seat
M12-1.5	21mm	30mm	60°



611-195 Chrome

Thread	Hex Size	Length	Seat
M12-1.5	21mm	29mm	60°

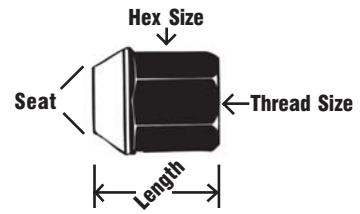
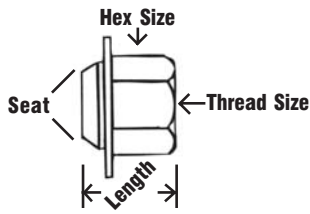
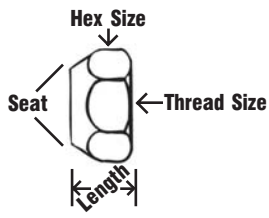


NEW!


611-209 Chrome

Thread	Hex Size	Length	Seat
M12-1.5	21mm	30mm	60°

All photos approximate actual size.



M12-1.5 (continued)



611-117 Chrome

Thread	Hex Size	Length	Seat
M12-1.5	21mm	32mm	N/A



611-078 Chrome

Thread	Hex Size	Length	Seat
M12-1.5	21mm	33.5mm	60°



611-220 Chrome

Thread	Hex Size	Length	Seat
M12-1.5	21mm	37.5mm	18.50mm dia. x 13.4 lg.

10

Wheel Nuts



611-203 Chrome

Thread	Hex Size	Length	Seat
M12-1.5	21mm	32mm	60°



611-217 Chrome

Thread	Hex Size	Length	Seat
M12-1.5	21mm	35.5mm	60°



611-208 Chrome

Thread	Hex Size	Length	Seat
M12-1.5	21mm	38.5mm	60°



611-168 Zinc

Thread	Hex Size	Length	Seat
M12-1.5	21mm	32.5mm	18.5 dia. x 12.0 lg.



611-218 Chrome

Thread	Hex Size	Length	Seat
M12-1.5	21mm	36.5mm	60°



611-169 Black

Thread	Hex Size	Length	Seat
M12-1.5	21mm	38.5mm	18.5 dia. x 12.0 lg.



611-134 Black

Thread	Hex Size	Length	Seat
M12-1.5	21mm	33mm	60°



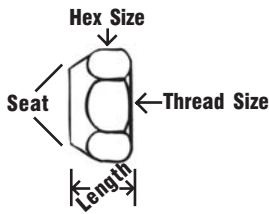
611-194 Chrome

Thread	Hex Size	Length	Seat
M12-1.5	21mm	37mm	60°



611-173 Chrome

Thread	Hex Size	Length	Seat
M12-1.5	21mm	40.5mm	18.5mm dia. x 10mm lg.



M12-1.5 (continued)



611-214 Chrome

Thread	Hex Size	Length	Seat
M12-1.5	21mm	42mm	18.43mm dia. x 12.31 lg.



611-167 Chrome

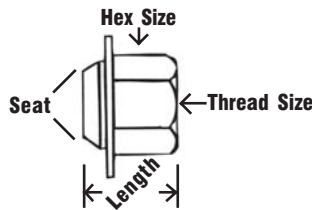
Thread	Hex Size	Length	Seat
M12-1.5	21mm	47mm	18.5 dia. x 12.0 lg.



611-132 Chrome

Thread	Hex Size	Length	Seat
M12-1.5	21mm	57.5mm	18.3mm dia. x 11mm lg.

Retrofit nuts are available on page 141.



M12-1.75



611-172 Zinc

Thread	Hex Size	Length	Seat
M12-1.75	19mm	22.5mm	27.8mm dia. flg.



611-228 Chrome


Thread	Hex Size	Length	Seat
M12-1.75	19mm	39mm	Flange

M14-1.5



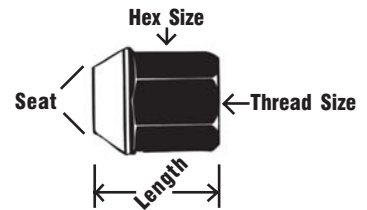
611-067 Black Zinc

Thread	Hex Size	Length	Seat
M14-1.5	19mm	20.5mm	14mm radius



611-147 Zinc

Thread	Hex Size	Length	Seat
M14-1.5	22mm	15.5mm	90°



611-110 Yellow Zinc

Thread	Hex Size	Length	Seat
M14-1.5	22mm	20.5mm	60°



611-149 Yellow Zinc

Thread	Hex Size	Length	Seat
M14-1.5	22mm	25.5mm	90°



611-115 Yellow Zinc

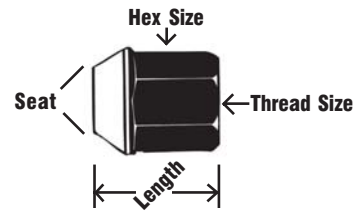
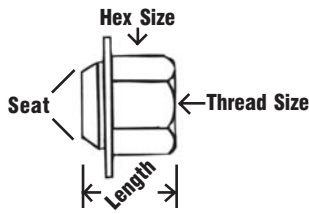
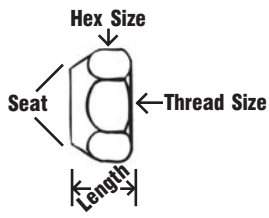
Thread	Hex Size	Length	Seat
M14-1.5	22mm	28.5mm	60°



611-111 Black

Thread	Hex Size	Length	Seat
M14-1.5	22mm	30mm	90°

All photos approximate actual size.




M14-1.5 (continued)



611-152 Black

Thread	Hex Size	Length	Seat
M14-1.5	22mm	30.5mm	60°



611-118 Chrome

Thread	Hex Size	Length	Seat
M14-1.5	23mm	30mm	60°



NEW!

611-223 Silver Zinc

Thread	Hex Size	Length	Seat
M14-2.0	21mm	30.56mm	60°

M14-2.0



NEW!

611-202 Black

Thread	Hex Size	Length	Seat
M14-1.5	22mm	34mm	Flange



NEW!

611-206 Bright zinc

Thread	Hex Size	Length	Seat
M14-2.0	20mm	50mm	Flange



NEW!

611-230 Chrome

Thread	Hex Size	Length	Seat
M14-2.0	21mm	44.98mm	Flush

M16-1.50



611-129 Black


Thread	Hex Size	Length	Seat
M14-1.5	22mm	39mm	60°



Black Oil Quench

611-196

Thread	Hex Size	Length	Seat
M14-2.0	21mm	22.6mm	29.8mm Flange



611-146 Yellow Zinc

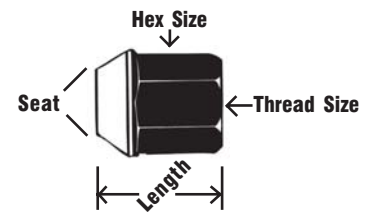
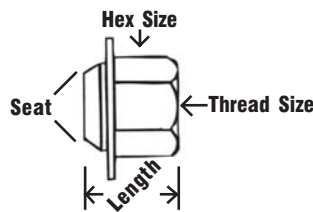
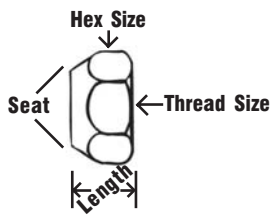
Thread	Hex Size	Length	Seat
M16-1.5	24mm	20mm	90°

Wheel Nut Torque Specifications

The information in this chart is for reference only and based on Original Equipment Manufacturer factory installed wheels and hardware. It is subject to specification changes from the Original Equipment Manufacturer and is not guaranteed. Consult shop manuals for repair procedures specific to your applications. If Original Equipment Manufacturer factory wheels have been replaced please consult replacement wheel manufacturer for torque specifications.

Make/Model	Description	Years	Torque
ACURA			
All Models	-	2003-90	80
ACURA TRUCK			
MDX	-	2003-01	80
SLX	-	1999-96	87
AUDI			
80, 90 Series	-	1995-88	81
100, 200 Series	-	1994-89	81
5000 Series	-	1988	81
A4, A6, A8 Series	-	2003-95	89

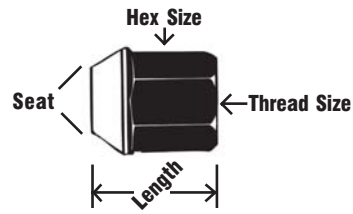
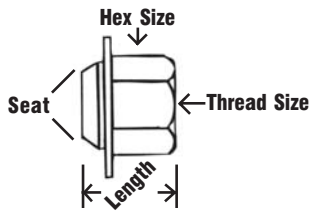
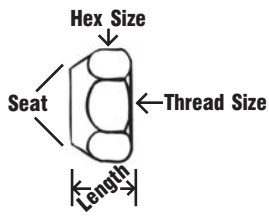
Make/Model	Description	Years	Torque
AUDI (continued)			
Allroad Quattro	-	2003-01	89
Cabriolet	-	1998-94	81
Coupe Quattro	-	1991-90	81
S4, S6, S8	-	2003-00	89
S4, S6, S8	-	1997-92	81
TT, TT Quattro	-	2003-00	89
V8 Quattro	-	1994-90	81
BMW			
318, 320, 323, 325, 328, 330 Series	-	2003-80	88



Wheel Nut Torque Specifications

Make/Model	Description	Years	Torque
BMW (continued)			
524, 525, 528, 530, 533, 535, 540 Series	-	2003-80	88
633, 635 Series	-	1989-80	88
733, 735 Series	-	1992-80	88
740 Series	-	2001-94	88
745 Series	-	2003-02	103
750 Series	-	2001-88	88
760 Series	-	2003	103
840, 850 Series	-	1997-91	88
Alpina Roadster	-	2003	88
L, M, Z, Series	-	2003-86	88
Mini Cooper	-	2003-02	88
X5	-	2003-00	103
BUICK			
All Models	-	2003-76	100
CADILLAC			
Allante	-	1993-87	100
Catera	-	2001-97	80
Comm Chassis, Limo	-	2001-97	140
Comm Chassis, Limo	-	1996-76	100
CTS	-	2003-02	100
DeVille, Concours, Eldorado, Seville	-	2003-77	100
Escalade	-	2003-99	140
Fleetwood, Brougham	-	1999-77	100
CHEVROLET			
Beretta, Corsica	-	1996-87	100
Camaro	-	2002-89	100
Caprice, Impala	-	2003-91	100
Caprice, Impala	Sedan	1990-77	80
Caprice, Impala	Wagon	1990-77	100
Cavalier, Celebrity	-	2003-82	100
Corvette	-	2003-84	100
Lumina, Malibu	-	2003-90	100
Metro	-	1999	45
Monte Carlo	-	2002-97	76
CHEVROLET/GMC TRUCK			
Astro, Safari Van	-	2003-85	100
Avalanche, Denali	-	2003-01	140
Blazer, Jimmy, Tahoe, Yukon	-	2003-96	140
Blazer, Jimmy, Tahoe, Yukon	-	1995-92	120
Blazer, Jimmy, Tahoe, Yukon	-	1991-89	100
C, K Series Pickup	-	2000-96	140
C, K Series Pickup	DRW, HD, 5/8"	2000-96	175
C, K Series Pickup	DRW	1995-88	140
C, K Series Pickup	SRW	1995-88	120
Envoy, Trailblazer	-	2003-02	100
Express, Savana	-	2003-96	140
G Series Van	-	1999-96	140
G Series Van	1 Ton, DRW	1995-88	140
G Series Van	1 Ton, SRW	1995-88	120
G Series Van	1/2 & 3/4 Ton	1995-88	100
Lumina, Venture Van	-	2003-90	100
R, V Series Pickup	1 Ton, DRW	1991-89	125
R, V Series Pickup	1 Ton, SRW	1991-89	120
R, V Series Pickup	1/2 Ton	1991-89	100
R, V Series Pickup	3/4 Ton	1991-89	120
S Pickup, Blazer, Jimmy, Sonoma	-	2003-99	100
S Pickup, Blazer, Jimmy, Sonoma	-	1998-93	95
S Pickup, Blazer, Jimmy, Sonoma	-	1992-82	80
Silverado, Sierra	Exc. HD DRW 5/8"	2003-99	140
Silverado, Sierra	HD DRW 5/8"	2003-99	175
Suburban	-	2003-96	140
Suburban	-	1995-92	120
Suburban	1/2 Ton	1991-89	100
Suburban	3/4 Ton	1991-89	120
Tracker	-	2003-00	69
Tracker	-	1999-89	60
CHRYSLER			
300M, Concorde, LHS	-	2003-99	85-115
300M, Concorde, LHS	-	1998-93	95
Cirrus	-	2000-95	85-115
Fifth Avenue	-	1989-83	85
Imperial	-	1993-90	95
LeBaron, Town & Country	-	1988-84	95
LeBaron, Town & Country	-	1983-82	80
New Yorker	-	1996-83	95
New Yorker	-	1982-76	85

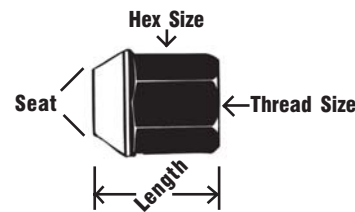
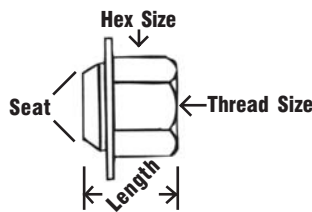
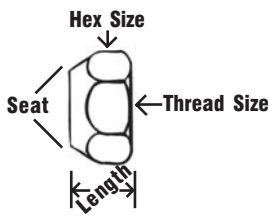
Make/Model	Description	Years	Torque
CHRYSLER (continued)			
Prowler	-	2002	100
PT Cruiser	-	2003-01	85-115
Sebring	Convertible & Sedan	2003-99	85-115
Sebring	Coupe	2003-99	65-80
Sebring	Convertible	1998-96	95
Sebring	Coupe & Sedan	1998-96	85-100
Town & Country Van, Voyager	-	2003-00	85-115
Town & Country Van, Voyager	-	1999	100
Town & Country Van, Voyager	-	1998-90	95
DAEWOO			
Lanos, Nubira	-	2002-99	88
Leganza	-	2002-99	81
DODGE			
Avenger	-	2000-99	65-80
Avenger	-	1998-95	85-100
Caravan, Grand Caravan	-	2003-00	85-115
Caravan, Grand Caravan	-	1999	100
Caravan, Grand Caravan	-	1998-85	95
Colt	-	1994-76	65-80
Daytona, Dynasty	-	1993-84	95
Intrepid	-	2003-99	85-115
Intrepid	-	1998-93	95
Neon	-	2003-00	85-115
Neon	-	1999	100
Neon	-	1990-84	95
Omni	-	1990-84	95
Shadow, Spirit	-	1994-87	95
Stealth	-	1996-91	85-100
Stratus	Coupe	2003-00	65-80
Stratus	Sedan	2003-00	85-115
Stratus	-	1999	100
Stratus	-	1998-95	95
Viper	-	2003-93	80-100
DODGE TRUCK			
B100, B150, B1500 Van	-	2003-02	80-110
B100, B150, B1500 Van	-	2001-98	85-115
B100, B150, B1500 Van	-	1997-95	80-110
B100, B150, B1500 Van	-	1994-72	105
B200, B250, B2500 Van	9/16" Studs	2003-99	120-150
B200, B250, B2500 Van	-	1998-95	85-115
B200, B250, B2500 Van	5/8" Studs	1994	175-225
B200, B250, B2500 Van	Exc. 5/8" Studs	1994	85-115
B200, B250, B2500 Van	-	1993-72	105
B300, B350, B3500 Van	9/16" Studs	2003-99	120-150
B300, B350, B3500 Van	5/8" Studs	1998-94	175-225
B300, B350, B3500 Van	Exc. 5/8" Studs	1998-94	85-115
B300, B350, B3500 Van	1/2" Studs	1993-79	105
B300, B350, B3500 Van	5/8" Flanged Studs	1993-79	300-350
B300, B350, B3500 Van	5/8" Non-Flanged Studs	1993-79	200
D, W100-150 Pickup	-	1993-72	105
D, W200-250 Pickup	-	1993-72	105
D, W300-350 Pickup	1/2" Studs	1993-79	105
D, W300-350 Pickup	5/8" Flanged Studs	1993-79	300-350
D, W300-350 Pickup	5/8" Non-Flanged Studs	1993-79	200
Dakota, Durango	-	2003-94	85-115
Dakota, Durango	-	1993-87	85
Ram 1500 Pickup	-	2003-02	135
Ram 1500 Pickup	-	2001-94	80-110
Ram 2500 Pickup	-	2003-02	135
Ram 2500 Pickup	-	2001-94	120-150
Ram 3500 Pickup	-	2003-02	145
Ram 3500 Pickup	-	2001-94	130-160
Ram 50 Pickup	-	1993-87	87-101
Ramcharger	-	1993-79	105
EAGLE			
Medallion	-	1988	67
Premier	w/Aluminum Wheels	1992-89	80-100
Premier	w/Aluminum Wheels	1992-89	54-72
Summit	-	1996-89	65-80
Talon	-	1998-90	85-100
Vision	-	1997-93	95
FORD			
Aspire, Festiva, Probe	-	1997-88	65-87
Contour, Focus	-	2003-99	94
Contour, Focus	-	1998	85
Contour, Focus	-	1997-95	62



Wheel Nut Torque Specifications

Make/Model	Description	Years	Torque
FORD (continued)			
Crown Victoria, Country Squire, LTD	-	2003-84	85-105
Escort, EXP, ZX2	w/Aluminum Wheels	2003-02	74-100
Escort, EXP, ZX2	wo/Aluminum Wheels	2003-00	66-86.7
Escort, EXP, ZX2	-	1999-91	65-87
Escort, EXP, ZX2	-	1990-84	85-105
Mustang	-	2003-00	95
Mustang	-	1999-84	85-105
Taurus, Tempo	-	2003-00	95
Taurus, Tempo	-	1999-84	85-105
Thunderbird	-	2003-02	100
Thunderbird	-	1997-84	85-105
FORD TRUCK			
Aerostar, Bronco II, Explorer	-	2003-86	100
Bronco	-	1996-87	100
E Super Duty Van	10 Lug, 9/16"	2003-02	165
E150 Van	-	2003-75	100
E250 Van	8 Lug, 9/16"	2003-88	140
E350 Van	8 Lug, 9/16"	2003-88	140
Escape	-	2003-01	98
Excursion	-	2003-01	160
Excursion	-	2000	148
Expedition	-	2003-01	150
Expedition	19mm Hex	2000	100
Expedition	21mm Hex	2000	150
Expedition	-	1999-97	100
F Super Duty Pickup	10 Lug, 9/16"	2003-99	165
F Super Duty Pickup	10 Lug, 9/16"	1998-96	140
F150 Pickup	-	2003-01	150
F150 Pickup	19mm Hex	2000	100
F150 Pickup	21mm Hex	2000	150
F150 Pickup	-	1999-88	100
F250, F350 Pickup	8 Lug, 9/16"	2003-01	160
F250, F350 Pickup	8 Lug, 9/16"	2000-99	148
F250, F350 Pickup	8 Lug, 9/16"	1998-88	140
Ranger, Windstar	-	2003-87	100
GEO			
Metro	-	1998-91	45
Metro	-	1990-89	43
Storm	-	1993-90	86.5
HONDA			
All Models	-	2003-84	80
HONDA TRUCK			
CRV, Odyssey	-	2003-95	80
Element, Passport, Pilot	-	2003-94	87
HUMMER			
H1, H2	-	2003	140
HYUNDAI			
All Models	-	2003-90	65-80
INFINITI			
FX35, FX45	-	2003	72-87
G20	-	2002-99	87-108
G20	-	1996-91	72-87
G35	-	2003	72-87
I30, I35	-	2003-96	72-87
J30, M30	-	1997-90	72-87
M45	-	2003	72-87
Q45	-	2003-90	72-87
QX4	-	2003-97	87-108
ISUZU			
Amigo, Pickup	w/Aluminum Wheels	1995-92	80-94
Amigo, Pickup	wo/Aluminum Wheels	1995-92	58-87
Amigo, Pickup	w/Aluminum Wheels	1991	86.8
Amigo, Pickup	wo/Aluminum Wheels	1991	72.3
Amigo, Pickup	w/Aluminum Wheels	1990	80-94
Amigo, Pickup	wo/Aluminum Wheels	1990	58-87
Ascender	-	2003	80
Axiom, Oasis	-	2003-96	97
Hombre	-	2000-96	95
Rodeo	w/Aluminum Wheels	2003-91	87
Rodeo	wo/Aluminum Wheels	2003-91	65
Trooper, Vehicross	-	2002-93	87
Trooper, Vehicross	-	1992-84	58-87
JEEP			
Grand Cherokee, Grand Wagoneer	-	2003-94	85-115
Grand Cherokee, Grand Wagoneer	-	1993	80-110
Liberty, Wrangler	-	2003-94	85-115
Liberty, Wrangler	-	1993-90	80

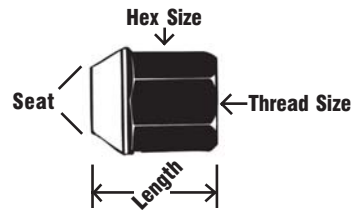
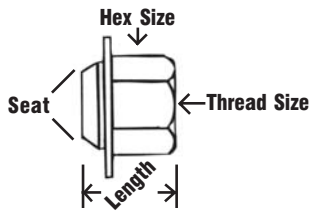
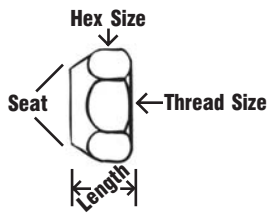
Make/Model	Description	Years	Torque
KIA			
Optima	-	2003-01	66-81
Rio, Sephia, Spectra, Sportage	-	2003-93	65-87
Sedona	-	2003-02	65-79
Sorento	-	2003	66-86
LAND ROVER			
Defender	-	1997-93	90-95
Discovery	-	2003-99	100-105
Discovery	-	1998-94	90-95
Freelander	-	2003-02	80-85
Range Rover	-	2003	103
Range Rover	-	2002-95	80-85
Range Rover	-	1994-87	90-95
LEXUS			
All Models	-	2003-90	76
LEXUS TRUCK			
GX470	-	2003	83
LX450	-	1997-96	76
LX470	-	2003-98	97
RX300	-	2003-99	76
LINCOLN			
Aviator	-	2003	100
Blackwood	-	2002	135-165
Continental	-	2003-00	95
Continental	-	1999-84	85-105
LS	-	2003-00	100
Mark Series, Town Car	-	1998-84	85-105
Navigator	-	2003-01	150
Navigator	19mm Hex	2000	100
Navigator	21mm Hex	2000	150
Navigator	-	1999-98	100
MAZDA			
6, 323, 626, 929	-	2003-88	65-87
B2200, B2600	w/Chrm Steel Whls	1993-86	87-108
B2200, B2600	wo/Chrm Steel Whls	1993-86	65-87
B2300, B3000, B4000	w/Chrm Steel Whls	2003-94	87-108
B2300, B3000, B4000	wo/Chrm Steel Whls	2003-94	100
B2500	-	2001-98	100
Miata	-	2003-90	65-87
Millenia	-	2002-95	65-94
MPV	-	2003-02	79-108
MPV	-	2001-96	66-86
MX-3, MX-6	-	1997-88	65-87
Navajo	-	1994-91	100
Protege, Protege 5	-	2003-90	65-87
RX-7	-	1995-88	65-87
Tribute	-	2003-01	83-114
MERCEDES-BENZ			
C, CLK, E, G, SL, SLK Class	-	2003-94	81
CL, M, S Class	-	2003-94	110
MERCURY			
Capri	-	1994-91	67-88
Colony Park, Grand Marquis, Marquis	-	2003-84	85-105
Cougar	-	2002-99	94
Cougar	-	1997-84	85-105
Lynx	-	1987-84	85-105
Marauder	-	2003	95
Mountaineer	-	2003-97	100
Mystique	-	2000-99	94
Mystique	-	1998	85
Mystique	-	1997-95	62
Sable, Topaz	-	2003-00	95
Sable, Topaz	-	1999-84	85-105
Tracer	-	1999-87	65-87
Villager	-	2002-93	80
MITSUBISHI			
3000GT	-	1999-91	87-101
Diamante	-	2003-92	65-80
Eclipse	-	2003-99	65-80
Eclipse	-	1998-90	87-101
Expo, Expo LRV	-	1995-92	65-80
Galant	-	2003-87	65-80
Lancer	-	2003-02	65-80
Mirage	-	2002-85	65-80
Montero, Montero Sport	-	2003-00	73-87
Montero, Montero Sport	-	1999	87-101
Montero, Montero Sport	-	1998-97	98-112
Montero, Montero Sport	-	1996-94	72-87



Wheel Nut Torque Specifications

Make/Model	Description	Years	Torque
MINI			
MITSUBISHI (continued)			
Montero, Montero Sport	-	1993	87-101
Montero, Montero Sport	-	1992-82	72-87
Outlander	-	2003	65-80
Pickup	-	1996-92	87-101
Pickup	-	1991-89	72-87
Precis	w/Aluminum Wheels	1994-87	57-72
Precis	wo/Aluminum Wheels	1994-87	51-58
Sigma	-	1990-89	65-80
Van, Wagon	-	1990-89	87-101
NISSAN			
200SX, 240SX	-	1998-89	72-87
200SX, 240SX	-	1988-85	87-108
300ZX	-	1996-84	72-87
350Z	-	2003	72-87
Altima, Altra EV, Axxess	-	2003-90	72-87
Frontier	-	2003-98	87-108
Maxima	-	2003-87	87
Murano	-	2003	72-87
NX	-	1993-91	72-87
Pathfinder	-	2003-87	87-108
Pickup	DRW	1997-87	166-203
Pickup	SRW	1997-87	87-108
Pulsar	-	1990-87	72-87
Quest	-	2002-93	72-87
Sentra, Stanza	-	2003-87	72-87
Van	-	1988-87	72-87
Xterra	-	2003-00	80
OLDSMOBILE			
All Models	-	2003-77	100
PLYMOUTH			
Acclaim, Sundance	-	1995-87	95
Breeze, Neon	-	2001-00	85-115
Breeze, Neon	-	1999	100
Breeze, Neon	-	1998-95	95
Colt	-	1994-83	65-80
Horizon	-	1990-84	95
Laser	-	1994-90	85-100
Prowler	-	2001-00	100
Vista	w/Aluminum Wheels	1994-84	65-80
Vista	wo/Aluminum Wheels	1994-84	50-57
Voyager, Grand Voyager	-	2000	85-115
Voyager, Grand Voyager	-	1999	100
Voyager, Grand Voyager	-	1998-84	95
PONTIAC			
6000, J2000, Sunbird, Sunfire	-	2003-82	100
Aztek	-	2003-01	100
Bonneville	-	2003-87	100
Firebird	-	2002-89	100
Grand Am	-	2003-85	100
Grand Prix	-	2003-89	100
LeMans	-	1993-89	65
Montana, Trans Sport	-	2003-90	100
Vibe	-	2003	76
SAAB			
9-3	-	2003-99	80
9-5	-	2003-99	80
900	w/Alloy Wheels	1998	85
900	wo/Alloy Wheels	1998	73
900	w/Alloy Wheels	1997-95	78-96
900	wo/Alloy Wheels	1997-95	67-81
900	-	1994	77-96
900	-	1993-88	80-90
9000	-	1998	88
9000	-	1997-94	77-92
9000	-	1993-88	80-90
SATURN			
Ion	-	2003	100
L, LS, LW Series	-	2003	100
L, LS, LW Series	-	2002-00	92
SC, SL, SW Series	-	2002-91	100
Vue	-	2003-02	100
SUBARU			
Baja	-	2003	65
DL, GL	-	1989-80	58-75

Make/Model	Description	Years	Torque
SUBARU (continued)			
Forester	-	2003-98	58-72
Impreza	Exc. WRX	2003	58-72
Impreza	WRX	2003	65.7
Impreza	-	2002-93	58-72
Justy	-	1994-87	58-72
Legacy	-	2003-90	58-72
Loyale	-	1994-90	58-72
Outback	-	2003-94	58-72
SVX	-	1997-92	72-87
SUZUKI			
Aerio	-	2003	62.6
Aerio	-	2002	61.5
Esteem	-	2002-95	61.5
Grand Vitara, Vitara	-	2003	73.7
Grand Vitara, Vitara	-	2002-01	72.5
Grand Vitara, Vitara	-	2000-99	69
Samurai	-	1994-91	58-79.5
Samurai	-	1990-85	37-57
Sidekick	-	1998-96	69
Sidekick	-	1995-89	58-79.5
Swift	-	2001-00	47.5
Swift	-	1999-95	36.5-57.5
Swift	-	1994-89	36.5-50.5
X-90	-	1998-96	69
TOYOTA			
Avalon	-	2003-95	76
Camry	-	2003-99	77
Camry	-	1998-86	76
Celica	-	2003-86	76
Corolla	-	2003-86	76
Cressida	-	1992-86	76
Echo	-	2003-00	76
Highlander	-	2003-01	76
Land Cruiser	-	2003-99	97
Matrix	-	2003	77
MR2	-	1995-86	76
MR2 Spyder	-	2003-00	76
Paseo	-	1999-92	76
Previa	-	1997-91	76
Prius	-	2003-01	76
Sienna	-	2003-98	76
Solara	-	2003-99	76
Supra	-	1998-86	76
Tercel	-	1998-86	76
Van, Van Wagon	-	1989-86	76
VOLKSWAGEN			
Beetle	-	2003-98	89
Cabrio	-	2002-99	89
Cabrio	-	1998-95	81
Cabrioleto	-	1995-88	81
Corrado	-	1995-90	81
Eurovan	-	1998-92	81
Fox	-	1993-88	81
Golf	-	2003-99	89
Golf	-	1998-88	81
Jetta	-	2003-99	89
Jetta	-	1998-88	81
Passat	-	2003-98	89
Passat	-	1997-88	81
Quantum	-	1988	81
Scirocco	-	1989-88	81
Transporter	-	1994-88	81
Vanagon	-	1991-88	81
VOLVO			
740, 760, 780 Series	-	1998-83	63
850, 940, 960 Series	-	1998-91	63
C70	-	2003-98	81
S40, V40	-	2003-00	81
S60, S80	-	2003-99	103
S70	-	2002-98	81
S90, V90	-	1998	63
V70	-	2003-01	103
V70	-	2000-98	81
XC70	-	2003	103



Wheel Nut Covers



611-601 **Black**

Thread	Hex Size	Length
Push on	3/4"	1-1/8"



611-602 **Black**

Thread	Hex Size	Length
Push on	3/4"	23/32"



611-603 **Black**

Thread	Hex Size	Length
Push on	3/4"	1-1/8"



611-604 **Black**

Thread	Hex Size	Length
Push on	3/4"	1-13/32"



611-605 **Black**

Thread	Hex Size	Length
M24-2.0	19mm	29mm



611-606 **Gray**

Thread	Hex Size	Length
M24-2.0	19mm	29mm



611-607 **Black**

Thread	Hex Size	Length
M27-2.0	22mm	39.4mm



611-608 **Chrome**

Thread	Hex Size	Length
M24-2.0	19mm	45mm



611-609 **Black**

Thread	Hex Size	Length
M24-2.0	19mm	44mm



611-610 **Gray**

Thread	Hex Size	Length
M24-2.0	19mm	44mm



611-611 **Black**

Thread	Hex Size	Length
M27-2.0	21mm	40mm

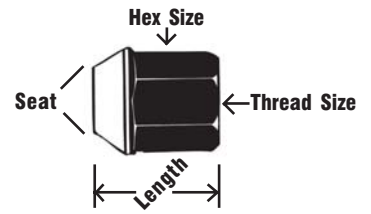
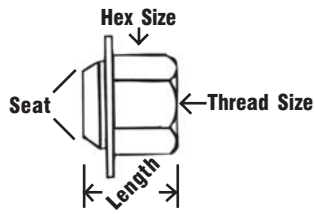
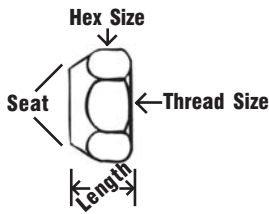


611-612 **Black**

Thread	Hex Size	Length
M24-2.0	19mm	40.5mm

10

Wheel Nut Covers



Wheel Nut Covers



611-613 **Black**
 Thread Hex Size Length
 M27-2.0 22mm 39.5mm



611-614 **Black**
 Thread Hex Size Length
 M27-2.0 22mm 29mm



611-615 **Black**
 Thread Hex Size Length
 M24-2.0 19mm 32.5mm



611-616 **Black**
 Thread Hex Size Length
 M24-2.0 19mm 58.5mm



611-617 **Black**
 Thread Hex Size Length
 M24-2.0 19mm 35.5mm



611-618 **Black**
 Thread Hex Size Length
 M24-2.0 19mm 31.5mm



611-619 **Black**
 Thread Hex Size Length
 M24-2.0 19mm 37.5mm



611-620 **Black**
 Thread Hex Size Length
 M24-2.0 19mm 32.5mm



611-621 **Gray**
 Thread Hex Size Length
 M24-2.0 19mm 32.5mm



611-622 **Black**
 Thread Hex Size Length
 M27-2.0 22mm 45mm



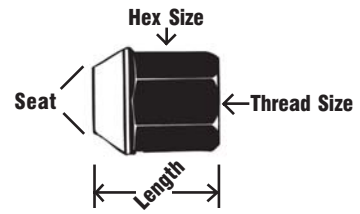
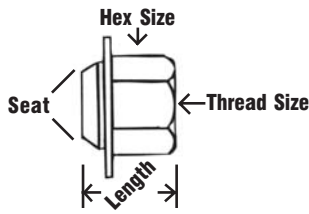
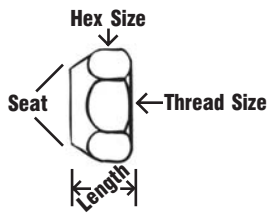
611-623 **Black**
 Thread Hex Size Length
 M27-2.0 22mm 35.5mm



611-624 **Grey**
 Thread Hex Size Length
 M24-2.0 19mm 31.5mm

All photos approximate actual size.

10
 Wheel Nut Covers



Wheel Nut Covers (continued)

Wheel Nut Cover Specification Chart by Part Number



611-625 Black

Thread	Hex Size	Length
Push on	22mm	31.51mm

Part Number	Thread	Hex Size	Length	Finish
611-601	Push on	3/4"	1-1/8"	Black
611-602	Push on	3/4"	23/32"	Black
611-603	Push on	3/4"	1-1/8"	Black
611-604	Push on	3/4"	1-13/32"	Black
611-605	M24-2.0	19mm	29mm	Black
611-606	M24-2.0	19mm	29mm	Gray
611-607	M27-2.0	22mm	39.4mm	Black
611-608	M24-2.0	19mm	45mm	Chrome
611-609	M24-2.0	19mm	44mm	Black
611-610	M24-2.0	19mm	44mm	Gray
611-611	M27-2.0	21mm	40mm	Black
611-612	M24-2.0	19mm	40.5mm	Black
611-613	M27-2.0	22mm	39.5mm	Black
611-614	M27-2.0	22mm	29mm	Black
611-615	M24-2.0	19mm	32.5mm	Black
611-616	M24-2.0	19mm	58.5mm	Black
611-617	M24-2.0	19mm	35.5mm	Black
611-618	M24-2.0	19mm	31.5mm	Black
611-619	M24-2.0	19mm	34.5mm	Black
611-620	M24-2.0	19mm	32.5mm	Black
611-621	M24-2.0	19mm	32.5mm	Gray
611-622	M27-2.0	22mm	45mm	Black
611-623	M27-2.0	22mm	35.5mm	Black
611-624	M24-2.0	19mm	31.5mm	Grey
611-625*	Push-On	22mm	31.51mm	Black

* NEW!

10

Wheel Nut Covers

GM Brake Codes

GM BRAKE SYSTEM IDENTIFICATION GUIDE

On some General Motors cars and trucks, the brake system option code must be determined in order to identify the proper part number required.

This Brake System Option Code can be found on the "Service Parts Identification" sticker located in the following places:

- Passengers Cars—inside trunk on spare tire cover or inside the console glove compartment.
- Light Trucks—inside glove compartment.
- Vans—underneath hood or glove compartment.

Example:

Service Parts Identification													DO NOT REMOVE		
1G1AW1422F61ABC95															
AB3	A01	A52	B3W	B9K	C60	D14	D35	D71	E5Z	E7Z	E9Z	FA7	FA8	F17	
GB2	GB3	G92	JA2	K64	LR8	MD9	MX1	NA5	NK5	OKL	QFF	TR9	T63	UL5	
U25	U26	U27	U28	U29	VK3	V73	YT9	1AY	6JX	62D	62I	62L	62U	629	
7JW	SNU	9NU													

Bold : Brake System Option Code

The charts below will also assist you in determining the brake system option code:
1983-82 GM A-Body Brake Systems

- On some GM vehicles the gross vehicle weight can be used to better determine the type of brake system the vehicle is equipped with.
- Vehicle gross weight is on certification label on inside of driver's door.

GVW	BRAKE SYSTEM
Under 1670 KG	JA-6 Extra Light, Manual Brakes
1670 KG to 1784 KG	JA-1 Light Duty w/power brakes
1784 KG to 1815 KG	JA-8 Medium Duty w/power brakes
1815 KG to 2000 KG	JA-2 Heavy Duty w/power brakes
	JA-3 Wagon w/power brakes

GM Brake Codes (continued)




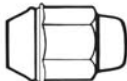

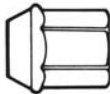

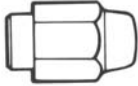

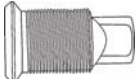

GENERAL MOTORS 1996-75 Car & Light Truck Brake Systems

Engine	Line	Option No.	Front Rotor	Rear Drum/Rotor	Power Booster
Gas	Pass. Car	J41	N/A	8.86" x 1.77"	N/A
Gas	Pass. Car	J55	N/A	11" x 2.00"	N/A
Gas	Pass. Car A-Body	JA1	9.86"	8.86" x 1.77"	8.75" Tandem Diaphragm
Gas	Pass. Car A-Body	JA2	10.41"	8.86" x 1.77"	8.75" Tandem Diaphragm
Gas	Pass. Car A-Body	JA3	10.41"	8.86" x 1.77"	8.75" Tandem Diaphragm
Gas	Pass. Car A-Body	JA8	10.41"	8.86" x 1.77"	8.75" Tandem Diaphragm
Gas	Light Truck	JB1	11.86" x 1.28"	11" x 2.00"	NONE
Gas	Light Truck	JB3	11.86" x 1.28"	11" x 2.00"	11" Single Diaphragm
Gas	Light Truck	JB5	11.86" x 1.28"	11.25" x 2.75"	11" Tandem Diaphragm
Gas	Light Truck	JB6	12.5" x 1.28"	11.25" x 2.75"	11" Tandem Diaphragm
Gas	Light Truck	JB7	12.5" x 1.28"	13" x 2.5"	11" Tandem Diaphragm
Gas & Diesel	Light Truck	JB8	12.5" x 1.53"	13" x 3.5"	Hydro-Boost
Gas	Light Truck	JB9	14.25" x 1.53"	15" x 4.00"	Hydro-Boost
Diesel	Light Truck	JD3	11.86" x 1.28"	11" x 2.00"	Hydro-Boost
Diesel	Light Truck	JD5	11.86" x 1.28"	11.15" x 2.75"	Hydro-Boost
Diesel	Light Truck	JD6	12.5" x 1.28"	11.15" x 2.75"	Hydro-Boost
Diesel	Light Truck	JD7	12.5" x 1.28"	13" x 2.5"	Hydro-Boost
Gas	Light Truck	JF9	14.25" x 1.53"	13.75" x 1.53"	Hydro-Boost
Gas	Light Truck S-Series	JM3	N/A	N/A	11" Tandem Diaphragm
Gas	Pass. Car	JM4	N/A	8.86"x1.77"	11" Tandem Diaphragm
Gas	Light Truck S-Series	JM5	N/A	N/A	9" Tandem Diaphragm
Gas	Light Truck S-Series	JM7	N/A	N/A	11" Tandem Diaphragm

Wheel Stud and Nut Applications

STYLES:

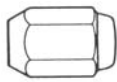
Footnote Example – 611-138^{0c} Dc= Style (D=Dometop Capped Nut) plus Finish (c=Chrome)

A = Acorn 	B = Bulge 	C = Cover 	D = Dometop Capped Nut 
E = External Thread 	F = Flattop Capped Nut 	H = Flanged Flat Face 	M = Mag 
S = Standard 	T = Truck Inner Nut 	W = Wheel Cover Retaining Nut 	FINISHES: b = Black c = Chrome g = Gray s = Stainless

All photos approximate actual size.

Wheel Stud & Nut Applications

STYLES:



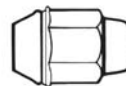
A = Acorn



B = Bulge



C = Cover



D = Dometop Capped Nut



E = External Thread

FINISHES:

b = Black
c = Chrome
g = Gray
s = Stainless

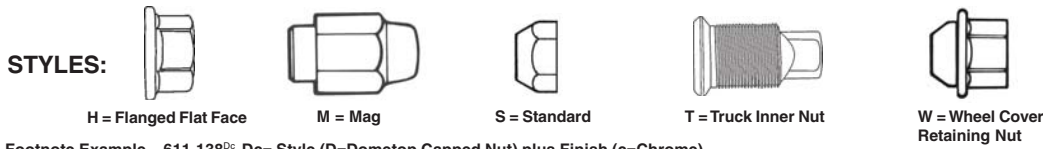
Footnote Example – 611-138^{Dc}: Dc= Style (D=Dometop Capped Nut) plus Finish (c=Chrome)

Make/Model/ Years	Application	Front Bolt	Rear Bolt	Standard Nut	Optional & Cap Nuts	Nut Covers
ACURA						
CL						
2003	-	-	610-269	611-201 ^{Ac}	611-138 ^{Dc}	-
2002-01	-	-	610-269	611-201 ^{Ac}	-	-
1999-98	-	610-360	610-269	611-075 ^{Ac}	-	-
1997	-	610-362	610-269	611-144 ^{Bc}	-	-
INTEGRA						
2001-99	-	610-269	610-269	611-075 ^{Ac}	-	-
1998-97	-	610-269	610-269	611-075 ^{Ac}	611-138 ^{Dc}	-
1996	-	610-269	610-269	611-144 ^{Bc}	611-138 ^{Dc}	-
1995-92	-	610-269	610-269	611-075 ^{Ac}	611-138 ^{Dc}	-
1991-90	-	610-269	610-269	611-144 ^{Bc}	611-138 ^{Dc}	-
1989-86	-	610-269	610-408	611-144 ^{Bc}	611-138 ^{Dc}	-
LEGEND						
1995-89	-	610-360	610-360	611-144 ^{Bc}	611-075 ^{Ac}	-
1988-87	Coupe	610-360	610-360	611-144 ^{Bc}	-	-
1988-87	Sedan	610-360	610-413	611-144 ^{Bc}	-	-
1986	-	610-360	610-413	611-144 ^{Bc}	-	-
MDX						
2006-01	-	610-360	610-360	611-201 ^{Ac}	-	-
NSX						
2005-97	-	610-360	610-360	611-075 ^{Ac}	611-138 ^{Dc}	-
1996-91	-	610-360	610-360	-	-	-
RL						
2006-96	-	610-360	610-360	611-075 ^{Ac}	611-138 ^{Dc}	-
RSX						
2006-02	-	610-360	610-269	611-075 ^{Ac}	-	-
SLX						
1999-96	-	610-262	610-261	611-074 ^{Dc}	-	-
TL						
2006-04	-	-	610-269	611-138 ^{Dc}	-	-
2003-99	-	610-360	610-269	611-201 ^{Ac}	-	-
1998	5-Cyl Eng	610-362	610-269	611-075 ^{Ac}	611-138 ^{Dc}	-
1998	6-Cyl Eng	610-360	610-269	611-075 ^{Ac}	611-138 ^{Dc}	-
1997-96	5-Cyl Eng	610-362	610-269	611-075 ^{Ac}	611-138 ^{Dc}	-
1997-96	6-Cyl Eng	610-360	610-408	611-075 ^{Ac}	611-138 ^{Dc}	-
1995	-	610-362	610-269	611-075 ^{Ac}	611-138 ^{Dc}	-
TSX						
2006-04	-	610-269	610-269	-	-	-
VIGOR						
1994-92	-	610-362	610-269	611-144 ^{Bc}	-	-
ALFA ROMEO						
164						
1992-91	w/Steel Wheels	610-405	610-405	N/R	-	-
GTV-6						
1986-81	-	-	-	611-074 ^{Dc}	-	-
MILANO						
1989-87	w/Aluminum Wheels	-	-	611-074 ^{Dc}	-	-
SPIDER						
1994-86	w/Aluminum Wheels, Exc.Veloce Series	-	-	611-074 ^{Dc}	-	-
1985-82	w/Aluminum Wheels	-	-	611-074 ^{Dc}	-	-
AM GENERAL						
HUMMER						
1999-96	-	610-181	610-181	611-054 ^H	-	-
1995-92	-	610-181	610-181	611-052 ^S	-	-
AMERICAN MOTORS						
AMBASSADOR						
1974	Rear, 1-5/8" OE Stud	-	610-170	611-027 ^S	611-122 ^{Dc}	-
1974	Rear, 1-7/8" OE Stud	-	610-109	611-027 ^S	611-122 ^{Dc}	-
1974	w/Front Disc Brakes, Bendix	610-172	-	611-027 ^S	611-122 ^{Dc}	-
1974	w/Front Disc Brakes, K-H	610-154	-	611-027 ^S	611-122 ^{Dc}	-
1974	w/Front Drum, 1-5/8" OE Stud	610-170	-	611-027 ^S	611-122 ^{Dc}	-
1974	w/Front Drum, 1-7/8" OE Stud	610-109	-	611-027 ^S	611-122 ^{Dc}	-
1973	Rear, 1-5/8" OE Stud	-	610-170	611-027 ^S	611-122 ^{Dc}	-
1973	Rear, 1-7/8" OE Stud	-	610-109	611-027 ^S	611-122 ^{Dc}	-
1973	w/Front Disc Brakes	610-154	-	611-027 ^S	611-122 ^{Dc}	-
1973	w/Front Drum, 1-5/8" OE Stud	610-170	-	611-027 ^S	611-122 ^{Dc}	-
1973	w/Front Drum, 1-7/8" OE Stud	610-109	-	611-027 ^S	611-122 ^{Dc}	-

10

Wheel Stud and Nut Applications

Wheel Stud and Nut Applications



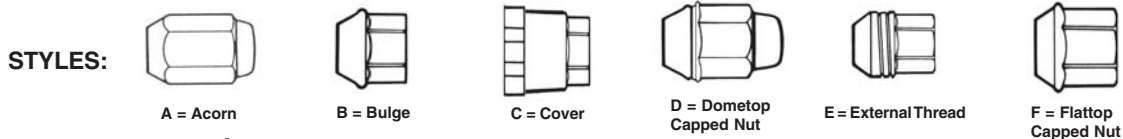
FINISHES:
 b = Black
 c = Chrome
 g = Gray
 s = Stainless

Footnote Example – 611-138^{b,c} Dc= Style (D=Dometop Capped Nut) plus Finish (c=Chrome)

Make/Model/ Years	Application	Front Bolt	Rear Bolt	Standard Nut	Optional & Cap Nuts			Nut Covers
AMERICAN MOTORS (continued)								
AMBASSADOR (continued)								
1972-71	w/Front Disc Brakes	610-154	610-092	611-027 ^s	-	-	-	-
1972-71	w/Front Drum	610-092	610-092	611-027 ^s	-	-	-	-
1970-67	w/Front Disc Brakes	-	610-092	611-027 ^s	-	-	-	-
1970-67	w/Front Drum	610-092	610-092	611-027 ^s	-	-	-	-
1966-58	-	610-092	610-092	611-016 ^s	-	-	-	-
1957-50	LH	-	-	611-031 ^s	-	-	-	-
1957-50	RH	610-032	610-032	611-016 ^s	-	-	-	-
AMERICAN								
1968-67	w/Front Disc Brakes	-	610-092	611-027 ^s	-	-	-	-
1968-67	w/Front Drum	610-092	610-092	611-027 ^s	-	-	-	-
1966-60	-	610-092	610-092	611-016 ^s	-	-	-	-
AMX								
1980-78	1-5/8" OE Rear Stud	610-236	610-170	611-027 ^s	611-091 ^{Fc}	611-094 ^{Dc}	611-122 ^{Dc}	-
1980-78	1-7/8" OE Rear Stud	610-236	610-109	611-027 ^s	611-091 ^{Fc}	611-094 ^{Dc}	611-122 ^{Dc}	-
1974-73	Rear, 1-5/8" OE Stud	-	610-170	611-027 ^s	611-122 ^{Dc}	-	-	-
1974-73	Rear, 1-7/8" OE Stud	-	610-109	611-027 ^s	611-122 ^{Dc}	-	-	-
1974-73	w/Front Disc Brakes	610-154	-	611-027 ^s	611-122 ^{Dc}	-	-	-
1974-73	w/Front Drum, 1-5/8" OE Stud	610-170	-	611-027 ^s	611-122 ^{Dc}	-	-	-
1974-73	w/Front Drum, 1-7/8" OE Stud	610-109	-	611-027 ^s	611-122 ^{Dc}	-	-	-
1972-71	w/Front Disc Brakes	610-154	610-092	611-027 ^s	611-122 ^{Dc}	-	-	-
1972-71	w/Front Drum	610-092	610-092	611-027 ^s	611-122 ^{Dc}	-	-	-
1970-68	w/Front Disc Brakes	-	610-092	611-027 ^s	611-122 ^{Dc}	-	-	-
1970-68	w/Front Drum	610-092	610-092	611-027 ^s	611-122 ^{Dc}	-	-	-
CLASSIC								
1966-61	-	-	-	611-016 ^s	-	-	-	-
CONCORD								
1983-78	1-5/8" OE Rear Stud	610-236	610-170	611-027 ^s	611-091 ^{Fc}	611-094 ^{Dc}	611-122 ^{Dc}	-
1983-78	1-7/8" OE Rear Stud	610-236	610-109	611-027 ^s	611-091 ^{Fc}	611-094 ^{Dc}	611-122 ^{Dc}	-
CUSTOM, DELUXE/SUPER SIX								
1962-61	-	-	-	611-016 ^s	-	-	-	-
EAGLE								
1988-84	Front, Hub w/Non-Replaceable Bearings	610-255	-	611-027 ^s	611-122 ^{Dc}	-	-	-
1988-84	Front, Hub w/Replaceable Bearings	610-256	-	611-027 ^s	611-122 ^{Dc}	-	-	-
1988-84	Rear, 1-5/8" OE Stud	-	610-170	611-027 ^s	611-122 ^{Dc}	-	-	-
1988-84	Rear, 1-7/8" OE Stud	-	610-109	611-027 ^s	611-122 ^{Dc}	-	-	-
1983-80	Hub, w/Non-Replaceable Bearings	610-255	610-109	611-027 ^s	611-091 ^{Fc}	611-094 ^{Dc}	611-122 ^{Dc}	-
1983-80	Hub, w/Replaceable Bearings	610-256	610-109	611-027 ^s	611-091 ^{Fc}	611-094 ^{Dc}	611-122 ^{Dc}	-
GREMLIN								
1978-77	Rear, 1-5/8" OE Stud	610-236	610-170	611-027 ^s	611-091 ^{Fc}	611-094 ^{Dc}	611-122 ^{Dc}	-
1978-77	Rear, 1-7/8" OE Stud	610-236	610-109	611-027 ^s	611-091 ^{Fc}	611-094 ^{Dc}	611-122 ^{Dc}	-
1976	Rear, 1-5/8" OE Stud	-	610-170	611-027 ^s	611-122 ^{Dc}	-	-	-
1976	Rear, 1-7/8" OE Stud	-	610-109	611-027 ^s	611-122 ^{Dc}	-	-	-
1976	w/Front Disc Brakes, 1-3/4" OE Stud	610-236	-	611-027 ^s	611-122 ^{Dc}	-	-	-
1976	w/Front Disc Brakes, 1-7/8" OE Stud	610-172	-	611-027 ^s	611-122 ^{Dc}	-	-	-
1976	w/Front Drum, 1-5/8" OE Stud	610-170	-	611-027 ^s	611-122 ^{Dc}	-	-	-
1976	w/Front Drum, 1-7/8" OE Stud	610-109	-	611-027 ^s	611-122 ^{Dc}	-	-	-
1975	Rear, 1-5/8" OE Stud	-	610-170	611-027 ^s	611-122 ^{Dc}	-	-	-
1975	Rear, 1-7/8" OE Stud	-	610-109	611-027 ^s	611-122 ^{Dc}	-	-	-
1975	w/Front Disc Brakes, Bendix	610-172	-	611-027 ^s	611-122 ^{Dc}	-	-	-
1975	w/Front Disc Brakes, K-H	610-154	-	611-027 ^s	611-122 ^{Dc}	-	-	-
1975	w/Front Drum, 1-5/8" OE Stud	610-170	-	611-027 ^s	611-122 ^{Dc}	-	-	-
1975	w/Front Drum, 1-7/8" OE Stud	610-109	-	611-027 ^s	611-122 ^{Dc}	-	-	-
1974-73	Rear, 1-5/8" OE Stud	-	610-170	611-027 ^s	611-122 ^{Dc}	-	-	-
1974-73	Rear, 1-7/8" OE Stud	-	610-109	611-027 ^s	611-122 ^{Dc}	-	-	-
1974-73	w/Front Disc Brakes	610-154	-	611-027 ^s	611-122 ^{Dc}	-	-	-
1974-73	w/Front Drum, 1-5/8" OE Stud	610-170	-	611-027 ^s	611-122 ^{Dc}	-	-	-
1974-73	w/Front Drum, 1-7/8" OE Stud	610-109	-	611-027 ^s	611-122 ^{Dc}	-	-	-
1972-71	w/Front Disc Brakes	610-154	610-092	611-027 ^s	611-122 ^{Dc}	-	-	-
1972-71	w/Front Drum	610-092	610-092	611-027 ^s	611-122 ^{Dc}	-	-	-
1970	w/Front Disc Brakes	-	610-092	611-027 ^s	611-122 ^{Dc}	-	-	-
1970	w/Front Drum	610-092	610-092	611-027 ^s	611-122 ^{Dc}	-	-	-
HORNET								
1977	1-5/8" OE Rear Stud	610-236	610-170	611-027 ^s	611-091 ^{Fc}	611-094 ^{Dc}	611-122 ^{Dc}	-
1977	1-7/8" OE Rear Stud	610-236	610-109	611-027 ^s	611-091 ^{Fc}	611-094 ^{Dc}	611-122 ^{Dc}	-
1976	Rear, 1-5/8" OE Stud	-	610-170	611-027 ^s	611-122 ^{Dc}	-	-	-
1976	Rear, 1-7/8" OE Stud	-	610-109	611-027 ^s	611-122 ^{Dc}	-	-	-

Dot 1 The Dot 1 package option allows you to sell in single piece quantity. See page 131 for details.

Wheel Stud and Nut Applications



FINISHES:
 b = Black
 c = Chrome
 g = Gray
 s = Stainless

Footnote Example – 611-138^{b,c} Dc= Style (D=Dometop Capped Nut) plus Finish (c=Chrome)

Make/Model/ Years	Application	Front Bolt	Rear Bolt	Standard Nut	Optional & Cap Nuts			Nut Covers
AMERICAN MOTORS (continued)								
HORNET (continued)								
1976	w/Front Disc Brakes, 1-3/4" OE Stud	610-236	-	611-027 ^s	611-122 ^{Dc}	-	-	-
1976	w/Front Disc Brakes, 1-7/8" OE Stud	610-172	-	611-027 ^s	611-122 ^{Dc}	-	-	-
1976	w/Front Drum, 1-5/8" OE Stud	610-170	-	611-027 ^s	611-122 ^{Dc}	-	-	-
1976	w/Front Drum, 1-7/8" OE Stud	610-109	-	611-027 ^s	611-122 ^{Dc}	-	-	-
1975	Rear, 1-5/8" OE Stud	-	610-170	611-027 ^s	611-122 ^{Dc}	-	-	-
1975	Rear, 1-7/8" OE Stud	-	610-109	611-027 ^s	611-122 ^{Dc}	-	-	-
1975	w/Front Disc Brakes, Bendix	610-172	-	611-027 ^s	611-122 ^{Dc}	-	-	-
1975	w/Front Disc Brakes, K-H	610-154	-	611-027 ^s	611-122 ^{Dc}	-	-	-
1975	w/Front Drum, 1-5/8" OE Stud	610-170	-	611-027 ^s	611-122 ^{Dc}	-	-	-
1975	w/Front Drum, 1-7/8" OE Stud	610-109	-	611-027 ^s	611-122 ^{Dc}	-	-	-
1974-73	Rear, 1-5/8" OE Stud	-	610-170	611-027 ^s	611-122 ^{Dc}	-	-	-
1974-73	Rear, 1-7/8" OE Stud	-	610-109	611-027 ^s	611-122 ^{Dc}	-	-	-
1974-73	w/Front Disc Brakes	610-154	-	611-027 ^s	611-122 ^{Dc}	-	-	-
1974-73	w/Front Drum, 1-5/8" OE Stud	610-170	-	611-027 ^s	611-122 ^{Dc}	-	-	-
1974-73	w/Front Drum, 1-7/8" OE Stud	610-109	-	611-027 ^s	611-122 ^{Dc}	-	-	-
1972-71	w/Front Disc Brakes	610-154	610-092	611-027 ^s	611-122 ^{Dc}	-	-	-
1972-71	w/Front Drum	610-092	610-092	611-027 ^s	611-122 ^{Dc}	-	-	-
1970	w/Front Disc Brakes	-	610-092	611-027 ^s	611-122 ^{Dc}	-	-	-
1970	w/Front Drum	610-092	610-092	611-027 ^s	611-122 ^{Dc}	-	-	-
JAVELIN								
1974-73	Rear, 1-5/8" OE Stud	-	610-170	611-027 ^s	611-122 ^{Dc}	-	-	-
1974-73	Rear, 1-7/8" OE Stud	-	610-109	611-027 ^s	611-122 ^{Dc}	-	-	-
1974-73	w/Front Disc Brakes	610-154	-	611-027 ^s	611-122 ^{Dc}	-	-	-
1974-73	w/Front Drum, 1-5/8" OE Stud	610-170	-	611-027 ^s	611-122 ^{Dc}	-	-	-
1974-73	w/Front Drum, 1-7/8" OE Stud	610-109	-	611-027 ^s	611-122 ^{Dc}	-	-	-
1972-71	w/Front Disc Brakes	610-154	610-092	611-027 ^s	611-122 ^{Dc}	-	-	-
1972-71	w/Front Drum	610-092	610-092	611-027 ^s	611-122 ^{Dc}	-	-	-
1970-68	w/Front Disc Brakes	-	610-092	611-027 ^s	611-122 ^{Dc}	-	-	-
1970-68	w/Front Drum	610-092	610-092	611-027 ^s	611-122 ^{Dc}	-	-	-
MARLIN								
1967	w/Front Disc Brakes	-	610-092	611-027 ^s	-	-	-	-
1967	w/Front Drum	610-092	610-092	611-027 ^s	-	-	-	-
1966-65	-	610-092	610-092	611-016 ^s	-	-	-	-
MATADOR								
1978-77	1-5/8" OE Rear Stud	610-236	610-170	611-027 ^s	611-091 ^{Fc}	611-094 ^{Dc}	611-122 ^{Dc}	-
1978-77	1-7/8" OE Rear Stud	610-236	610-109	611-027 ^s	611-091 ^{Fc}	611-094 ^{Dc}	611-122 ^{Dc}	-
1976	Front, 1-3/4" OE Stud	610-236	-	611-027 ^s	611-122 ^{Dc}	-	-	-
1976	Front, 1-7/8" OE Stud	610-172	-	611-027 ^s	611-122 ^{Dc}	-	-	-
1976	Rear, 1-5/8" OE Stud	-	610-170	611-027 ^s	611-122 ^{Dc}	-	-	-
1976	Rear, 1-7/8" OE Stud	-	610-109	611-027 ^s	611-122 ^{Dc}	-	-	-
1975	Front, Bendix	610-172	-	611-027 ^s	611-122 ^{Dc}	-	-	-
1975	Front, K-H	610-154	-	611-027 ^s	611-122 ^{Dc}	-	-	-
1975	Rear, 1-5/8" OE Stud	-	610-170	611-027 ^s	611-122 ^{Dc}	-	-	-
1975	Rear, 1-7/8" OE Stud	-	610-109	611-027 ^s	611-122 ^{Dc}	-	-	-
1974	Rear, 1-5/8" OE Stud	-	610-170	611-027 ^s	611-122 ^{Dc}	-	-	-
1974	Rear, 1-7/8" OE Stud	-	610-109	611-027 ^s	611-122 ^{Dc}	-	-	-
1974	w/Front Disc Brakes, Bendix	610-172	-	611-027 ^s	611-122 ^{Dc}	-	-	-
1974	w/Front Disc Brakes, K-H	610-154	-	611-027 ^s	611-122 ^{Dc}	-	-	-
1974	w/Front Drum, 1-5/8" OE Stud	610-170	-	611-027 ^s	611-122 ^{Dc}	-	-	-
1974	w/Front Drum, 1-7/8" OE Stud	610-109	-	611-027 ^s	611-122 ^{Dc}	-	-	-
1973	Rear, 1-5/8" OE Stud	-	610-170	611-027 ^s	611-122 ^{Dc}	-	-	-
1973	Rear, 1-7/8" OE Stud	-	610-109	611-027 ^s	611-122 ^{Dc}	-	-	-
1973	w/Front Disc Brakes	610-154	-	611-027 ^s	611-122 ^{Dc}	-	-	-
1973	w/Front Drum, 1-5/8" OE Stud	610-170	-	611-027 ^s	611-122 ^{Dc}	-	-	-
1973	w/Front Drum, 1-7/8" OE Stud	610-109	-	611-027 ^s	611-122 ^{Dc}	-	-	-
1972-71	w/Front Disc Brakes	610-154	610-092	611-027 ^s	-	-	-	-
1972-71	w/Front Drum	610-092	610-092	611-027 ^s	-	-	-	-
PACER								
1980-77	1-5/8" OE Rear Stud	610-236	610-170	611-027 ^s	611-091 ^{Fc}	611-094 ^{Dc}	611-122 ^{Dc}	-
1980-77	1-7/8" OE Rear Stud	610-236	610-109	611-027 ^s	611-091 ^{Fc}	611-094 ^{Dc}	611-122 ^{Dc}	-
1976	Rear, 1-5/8" OE Stud	-	610-170	611-027 ^s	611-122 ^{Dc}	-	-	-
1976	Rear, 1-7/8" OE Stud	-	610-109	611-027 ^s	611-122 ^{Dc}	-	-	-
1976	w/Front Disc Brakes, 1-3/4" OE Stud	610-236	-	611-027 ^s	611-122 ^{Dc}	-	-	-
1976	w/Front Disc Brakes, 1-7/8" OE Stud	610-172	-	611-027 ^s	611-122 ^{Dc}	-	-	-
1975	Rear, 1-5/8" OE Stud	-	610-170	611-027 ^s	611-122 ^{Dc}	-	-	-
1975	Rear, 1-7/8" OE Stud	-	610-109	611-027 ^s	611-122 ^{Dc}	-	-	-

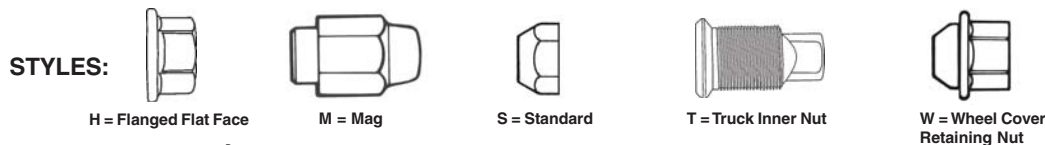
10

Wheel Stud and Nut Applications

Dot
1

The Dot 1 package option allows you to sell in single piece quantity. See page 131 for details.

Wheel Stud and Nut Applications



FINISHES:
 b = Black
 c = Chrome
 g = Gray
 s = Stainless

Footnote Example – 611-138^{bc} Dc= Style (D=Dometop Capped Nut) plus Finish (c=Chrome)

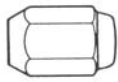
Make/Model/ Years	Application	Front Bolt	Rear Bolt	Standard Nut	Optional & Cap Nuts			Nut Covers
AMERICAN MOTORS (continued)								
PACER (continued)								
1975	w/Front Disc Brakes, Bendix	610-172	-	611-027 ^s	611-122 ^{Dc}	-	-	-
1975	w/Front Disc Brakes, K-H	610-154	-	611-027 ^s	611-122 ^{Dc}	-	-	-
RAMBLER, ROGUE, STATESMAN								
1969-67	w/Front Disc Brakes	-	610-092	611-027 ^s	-	-	-	-
1969-67	w/Front Drum	610-092	610-092	611-027 ^s	-	-	-	-
1960-58	-	-	-	611-016 ^s	-	-	-	-
1957-50	LH	-	-	611-031 ^s	-	-	-	-
1957-50	RH	610-032	610-032	611-016 ^s	-	-	-	-
REBEL								
1970-67	w/Front Disc Brakes	-	610-092	611-027 ^s	-	-	-	-
1970-67	w/Front Drum	610-092	610-092	611-027 ^s	-	-	-	-
1961-58	-	-	-	611-016 ^s	-	-	-	-
1957	LH	-	-	611-031 ^s	-	-	-	-
1957	RH	-	-	611-016 ^s	-	-	-	-
SPIRIT								
1983-79	1-5/8" OE Rear Stud	610-236	610-170	611-027 ^s	611-091 ^{Fc}	611-094 ^{Dc}	611-122 ^{Dc}	-
1983-79	1-7/8" OE Rear Stud	610-236	610-109	611-027 ^s	611-091 ^{Fc}	611-094 ^{Dc}	611-122 ^{Dc}	-
AUDI								
100, 100 QUATTRO								
1994-89	-	610-318	610-318	N/R	-	-	-	-
200, 200 QUATTRO								
1991-89	-	610-318	610-318	N/R	-	-	-	-
4000, 4000S								
1987-85	w/Aluminum Wheels	610-318	610-318	N/R	-	-	-	-
1987-85	w/Steel Wheels	610-317	610-317	N/R	-	-	-	-
1984-82	-	610-317	610-317	N/R	-	-	-	-
1981-80	w/Aluminum Wheels	610-317	610-317	N/R	-	-	-	-
1981-80	w/Steel Wheels	610-249	610-249	N/R	-	-	-	-
4000CS QUATTRO, 4000S QUATTRO								
1987-84	-	610-318	610-318	N/R	-	-	-	-
5000 SERIES								
1988-78	-	610-318	610-318	N/R	-	-	-	-
80, 80 QUATTRO								
1992-88	-	610-318	610-318	N/R	-	-	-	-
90, 90 QUATTRO								
1995-88	-	610-318	610-318	N/R	-	-	-	-
A4, A4 QUATTRO								
2006-96	-	610-318	610-318	N/R	-	-	-	-
A6, A6 QUATTRO								
2006-95	-	610-318	610-318	N/R	-	-	-	-
A8, A8 QUATTRO								
2003-00	w/Alloy Wheels	610-367	610-367	N/R	-	-	-	-
2003-00	w/Steel Wheels	610-318	610-318	N/R	-	-	-	-
1999-97	-	610-318	610-318	N/R	-	-	-	-
ALLROAD QUATTRO								
2005-01	-	610-318	610-318	N/R	-	-	-	-
CABRIOLET								
1998-94	-	610-318	610-318	N/R	-	-	-	-
COUPE, COUPE QUATTRO								
1991-85	-	610-318	610-318	N/R	-	-	-	-
1984-81	-	610-317	610-317	N/R	-	-	-	-
FOX								
1979-73	-	610-249	610-249	N/R	-	-	-	-
QUATTRO								
1985-83	-	610-318	610-318	N/R	-	-	-	-
S4								
2006-92	-	610-318	610-318	N/R	-	-	-	-
S6								
2004-95	-	610-318	610-318	N/R	-	-	-	-
S8								
2003-01	w/Alloy Wheels	610-367	610-367	N/R	-	-	-	-
2003-01	w/Steel Wheels	610-318	610-318	N/R	-	-	-	-
TT, TT QUATTRO								
2005-00	-	610-318	610-318	N/R	-	-	-	-
V8 QUATTRO								
1994-90	-	610-318	610-318	N/R	-	-	-	-

Dot 1 The Dot 1 package option allows you to sell in single piece quantity. See page 131 for details.

10
Wheel Stud and Nut Applications

Wheel Stud and Nut Applications

STYLES:



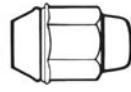
A = Acorn



B = Bulge



C = Cover



D = Dometop Capped Nut



E = External Thread



F = Flattop Capped Nut

FINISHES:

b = Black
c = Chrome
g = Gray
s = Stainless

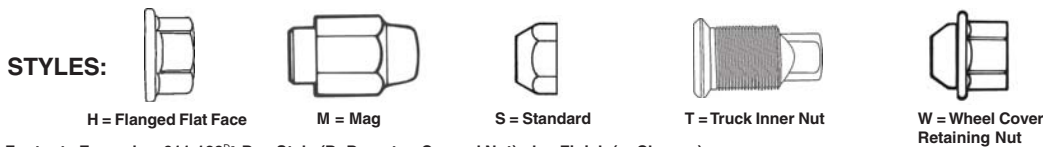
Footnote Example – 611-138^{b,c} Dc= Style (D=Dometop Capped Nut) plus Finish (c=Chrome)

Make/Model/ Years	Application	Front Bolt	Rear Bolt	Standard Nut	Optional & Cap Nuts	Nut Covers
BMW						
1600, 1600Ti						
1971-68			610-261	611-062 ^s	-	-
2002, 2002Ti, 2002Tii						
1976-68			610-261	611-062 ^s	611-074 ^{bc}	-
2500						
1971-68			610-407	611-062 ^s	611-074 ^{bc}	-
2800, 2800CS						
1974-68			610-261	611-063 ^b	-	-
3.0CS, 3.0CSi, 3.0CSL, 3.0S, 3.0Si						
1976-71			610-407	611-063 ^b	611-074 ^{bc}	-
318i, 318 iC, 318iS, 318Ti						
1999-84		610-367	610-367	N/R	-	-
320i						
1983-77		610-367	610-367	N/R	-	-
323Ci, 323i, 323iC, 323iS						
2000-98		610-367	610-367	N/R	-	-
325Ci, 325i, 325Xi						
2006-01		610-367	610-367	N/R	-	-
325e, 325i, 325iC, 325iS, 325iX						
1995-84		610-367	610-367	N/R	-	-
328Ci, 328i, 328iC, 328iS						
2000-96		610-367	610-367	N/R	-	-
330Ci, 330i, 330Xi						
2006-01		610-367	610-367	N/R	-	-
524TD						
1986-85		610-367	610-367	N/R	-	-
525i, 525iT						
1995-89		610-367	610-367	N/R	-	-
525i, 530i						
2005-01		610-367	610-367	N/R	-	-
528e						
1988-82		610-367	610-367	N/R	-	-
528i, 528iT						
2000-97		610-367	610-367	N/R	-	-
1981-79		610-367	610-367	N/R	-	-
530i, 530iT						
1995-94		610-367	610-367	N/R	-	-
1978-77		610-367	610-367	N/R	-	-
1976	w/Aluminum Wheels	610-367	610-367	N/R	-	-
1976	w/Steel Wheels, From 2/1/76	610-367	610-367	N/R	-	-
1976	w/Steel Wheels, To 1/31/76	-	610-261	611-062 ^s	-	-
1975	w/Aluminum Wheels	610-367	610-367	N/R	-	-
1975	w/Steel Wheels	-	610-261	611-062 ^s	-	-
533i						
1984-83		610-367	610-367	N/R	-	-
535i, 535iS						
1993-85		610-367	610-367	N/R	-	-
540i, 540iT						
2003-94		610-367	610-367	N/R	-	-
545i						
2005-04		610-367	610-367	N/R	-	-
630CSi, 633CSi, 635CSi						
1989-77		610-367	610-367	N/R	-	-
645Ci						
2005-04		610-367	610-367	N/R	-	-
733i, 735i, 735iL						
1992-78		610-367	610-367	N/R	-	-
740i, 740iL, 750iL						
2001-88		610-367	610-367	N/R	-	-
840Ci, 850Ci, 850CSi, 850i, 850iCi						
1997-91		610-367	610-367	N/R	-	-
M3, Z3						
2005-88		610-367	610-367	N/R	-	-
M5						
2003-00		610-367	610-367	N/R	-	-
Z4						
2005-03		610-367	610-367	N/R	-	-

10

Wheel Stud and Nut Applications

Wheel Stud and Nut Applications



FINISHES:
 b = Black
 c = Chrome
 g = Gray
 s = Stainless

Footnote Example – 611-138^{bc} Dc= Style (D=Dometop Capped Nut) plus Finish (c=Chrome)

Make/Model/ Years	Application	Front Bolt	Rear Bolt	Standard Nut	Optional & Cap Nuts			Nut Covers
BMW								
Z8								
2003-01	-	610-367	610-367	N/R	-	-	-	-
BUICK								
APOLLO								
1975-73	-	610-025	610-186	611-014 ^s	611-070 ^{Dc}	-	-	-
BUICK MODELS (Before 1959)								
1958-40	-	610-019	610-019	N/R	-	-	-	-
CENTURION								
1973-71	-	610-159	610-138	611-016 ^s	611-073 ^{Fs}	-	-	-
CENTURY								
2005-99	w/Aluminum Wheels	610-254	610-254	611-150 ^E	611-063 ^B	-	-	611-624 ^G
2005-99	w/Steel Wheels	610-254	610-254	611-150 ^E	611-063 ^B	-	-	611-617 ^G
1998	For Replacement wo/Hub Removal	610-324	-	611-150 ^E	-	-	-	611-617 ^G
1998	w/Aluminum Wheels	610-254	610-254	611-150 ^E	611-063 ^B	-	-	611-624 ^G
1998	w/Steel Wheels	610-254	610-254	611-150 ^E	-	-	-	611-617 ^G
1997	w/ABS	610-254	610-254	611-150 ^E	611-063 ^B	-	-	611-617 ^G
1997	wo/ABS	610-254	610-254	611-150 ^E	611-063 ^B	-	-	611-617 ^G
1997	wo/ABS, For Replacement wo/Hub Removal	610-324	-	611-150 ^E	611-063 ^B	-	-	611-617 ^G
1996-92	-	610-254	610-254	611-062 ^s	611-084 ^{Dc}	611-085 ^W	-	-
1991-89	-	610-254	610-254	611-062 ^s	611-085 ^W	611-089 ^{Fs}	-	-
1988	-	610-254	610-254	611-062 ^s	611-085 ^W	611-089 ^{Fs}	611-109 ^E	-
1987-83	-	610-254	610-254	611-062 ^s	611-085 ^W	611-089 ^{Fs}	-	-
1982	-	610-254	610-254	611-062 ^s	611-085 ^W	611-139 ^{Dc}	-	-
1981-80	-	610-025	610-186	611-014 ^s	611-070 ^{Dc}	611-086 ^W	-	-
1979-73	-	610-025	610-186	611-014 ^s	611-070 ^{Dc}	-	-	-
ELECTRA, ELECTRA 225								
1990-85	-	610-254	610-254	611-062 ^s	611-084 ^{Dc}	611-085 ^W	-	-
1984-80	-	610-159	610-138	611-016 ^s	611-073 ^{Fs}	611-085 ^W	611-088 ^W	-
1979-71	-	610-159	610-138	611-016 ^s	611-073 ^{Fs}	-	-	-
1970	w/Front Disc Brakes	610-219	610-191	611-016 ^s	611-073 ^{Fs}	-	-	-
1970	w/Front Drum	610-107	610-191	611-016 ^s	611-073 ^{Fs}	-	-	-
1969-68	w/Front Disc Brakes	-	610-191	611-016 ^s	611-073 ^{Fs}	-	-	-
1969-68	w/Front Drum	610-107	610-191	611-016 ^s	611-073 ^{Fs}	-	-	-
1967	w/Front Disc Brakes	-	610-191	611-016 ^s	611-073 ^{Fs}	-	-	-
1967	w/Front Drum	610-080	610-191	611-016 ^s	611-073 ^{Fs}	-	-	-
1966-64	-	610-080	610-191	611-016 ^s	611-073 ^{Fs}	-	-	-
1963-61	LH	610-081	-	611-031 ^s	-	-	-	-
1963-61	RH	610-080	610-191	611-016 ^s	-	-	-	-
1960-59	-	610-070	610-019	N/R	-	-	-	-
ESTATE WAGON								
1990-80	-	610-159	610-138	611-016 ^s	611-073 ^{Fs}	611-088 ^W	611-093 ^B	-
1979-71	-	610-159	610-138	611-016 ^s	611-073 ^{Fs}	-	-	-
1970	w/Front Disc Brakes	610-219	610-191	611-016 ^s	611-073 ^{Fs}	-	-	-
1970	w/Front Drum	610-107	610-191	611-016 ^s	611-073 ^{Fs}	-	-	-
GRAN SPORT, GS								
1972-71	w/Front Disc Brakes	610-105	610-186	611-014 ^s	611-070 ^{Dc}	-	-	-
1972-71	w/Front Drum	610-025	610-186	611-014 ^s	611-070 ^{Dc}	-	-	-
1970	w/Front Disc Brakes, 1-Pc. Hub & Rotor	610-105	610-186	611-014 ^s	611-070 ^{Dc}	-	-	-
1970	w/Front Disc Brakes, 2-Pc. Hub & Rotor	610-186	610-186	611-014 ^s	611-070 ^{Dc}	-	-	-
1970	w/Front Drum, w/350 Eng	610-025	610-186	611-014 ^s	611-070 ^{Dc}	-	-	-
1970	w/Front Drum, w/455 Eng	610-105	610-186	611-014 ^s	611-070 ^{Dc}	-	-	-
1969-68	w/Front Disc Brakes	610-025	610-186	611-014 ^s	611-070 ^{Dc}	-	-	-
1969-68	w/Front Drum, w/350 Eng	610-025	610-186	611-014 ^s	611-070 ^{Dc}	-	-	-
1969-68	w/Front Drum, w/400 Eng	610-105	610-186	611-014 ^s	611-070 ^{Dc}	-	-	-
1967	w/Front Disc Brakes	610-025	610-186	611-014 ^s	-	-	-	-
1967	w/Front Drum	610-105	610-186	611-014 ^s	-	-	-	-
1966-65	-	610-025	610-186	611-014 ^s	-	-	-	-
INVICTA								
1963-61	LH	610-081	-	611-031 ^s	-	-	-	-
1963-61	RH	610-080	610-191	611-016 ^s	-	-	-	-
1960-59	-	610-070	610-019	N/R	-	-	-	-
LESABRE, LUCERNE								
2006-00	w/Aluminum Wheels	610-254	610-254	611-063 ^B	611-150 ^E	-	-	611-621 ^G
2006-00	w/Steel Wheels	610-254	610-254	611-063 ^B	611-150 ^E	-	-	611-620 ^G
1999-90	-	610-254	610-254	611-062 ^s	611-063 ^B	611-085 ^W	611-109 ^E	611-606 ^G
1989-86	-	610-254	610-254	611-062 ^s	611-084 ^{Dc}	611-085 ^W	-	-

Dot 1 The Dot 1 package option allows you to sell in single piece quantity. See page 131 for details.

Wheel Stud and Nut Applications

STYLES:



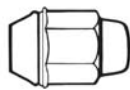
A = Acorn



B = Bulge



C = Cover



D = Dometop Capped Nut



E = External Thread



F = Flattop Capped Nut

FINISHES:

b = Black
c = Chrome
g = Gray
s = Stainless

Footnote Example – 611-138^{b,c} Dc= Style (D=Dometop Capped Nut) plus Finish (c=Chrome)

Make/Model/ Years	Application	Front Bolt	Rear Bolt	Standard Nut	Optional & Cap Nuts			Nut Covers
BUICK (continued)								
LESABRE (continued)								
1985-81	w/11" Rear Drum	610-159	610-138	611-016 ^s	611-073 ^{fs}	611-088 ^w	-	-
1985-81	w/9.5" Rear Drum	610-025	610-186	611-014 ^s	611-070 ^{dc}	611-086 ^w	-	-
1980-77	w/11" Rear Drum	610-159	610-138	611-016 ^s	611-073 ^{fs}	611-088 ^w	-	-
1980-77	w/9.5" Rear Drum	610-025	610-186	611-014 ^s	611-070 ^{dc}	611-086 ^w	-	-
1980-77	w/Rear Disc Brakes	610-159	610-258	611-016 ^s	611-073 ^{fs}	-	-	-
1976-71	-	610-159	610-138	611-016 ^s	611-073 ^{fs}	-	-	-
1970	w/Front Disc Brakes	610-219	610-191	611-016 ^s	611-073 ^{fs}	-	-	-
1970	w/Front Drum	610-106	610-191	611-016 ^s	611-073 ^{fs}	-	-	-
1969-65	-	610-106	610-191	611-016 ^s	611-073 ^{fs}	-	-	-
1964	-	610-080	610-191	611-016 ^s	-	-	-	-
1963-61	LH	610-081	-	611-031 ^s	-	-	-	-
1963-61	RH	610-080	610-191	611-016 ^s	-	-	-	-
1960-59	-	610-070	610-019	N/R	-	-	-	-
PARK AVENUE								
2005-99	w/Aluminum Wheels	610-254	610-254	611-063 ^b	611-150 ^e	-	-	611-621 ^{cy}
2005-99	w/Chrome Wheels	610-254	610-254	611-063 ^b	611-150 ^e	-	-	-
1998-97	-	610-254	610-254	611-063 ^b	611-109 ^e	-	-	611-606 ^{cy}
1996-91	-	610-254	610-254	611-063 ^b	611-085 ^w	611-089 ^{fs}	611-109 ^e	611-606 ^{cy}
RAINIER								
2006-04	-	610-486	610-486	611-063 ^b	-	-	-	-
REATTA								
1991-88	-	610-254	610-254	611-063 ^b	611-085 ^w	-	-	-
REGAL								
2004-99	w/Aluminum Wheels	610-254	610-254	611-063 ^b	611-150 ^e	-	-	611-624 ^{cy}
2004-99	w/Steel Wheels	610-254	610-254	611-063 ^b	611-150 ^e	-	-	611-617 ^{cy}
1998	For Replacement wo/Hub Removal	610-324	-	-	-	-	-	-
1998	w/Aluminum Wheels	610-254	610-254	611-063 ^b	611-150 ^e	-	-	611-624 ^{cy}
1998	w/Steel Wheels	610-254	610-254	611-063 ^b	611-150 ^e	-	-	611-617 ^{cy}
1997	w/ABS, w/Aluminum Wheels	610-254	610-254	611-063 ^b	611-150 ^e	-	-	611-624 ^{cy}
1997	w/ABS, w/Steel Wheels	610-254	610-254	611-063 ^b	611-150 ^e	-	-	611-617 ^{cy}
1997	wo/ABS, For Replacement wo/Hub Removal	610-324	-	-	-	-	-	-
1997	wo/ABS, w/Aluminum Wheels	610-254	610-254	611-063 ^b	611-150 ^e	-	-	611-624 ^{cy}
1997	wo/ABS, w/Steel Wheels	610-254	610-254	611-063 ^b	611-150 ^e	-	-	611-617 ^{cy}
1996	-	610-254	610-254	611-063 ^b	611-150 ^e	-	-	611-605 ^{cb}
1996	For Replacement wo/Hub Removal	610-324	-	-	-	-	-	611-608 ^{cb}
1995	-	610-254	610-254	611-063 ^b	611-085 ^w	611-150 ^e	-	611-605 ^{cb}
1995	For Replacement wo/Hub Removal	610-324	-	-	-	-	-	-
1994-92	-	610-254	610-254	611-063 ^b	611-085 ^w	-	-	611-605 ^{cb}
1994-92	For Replacement wo/Hub Removal	610-324	-	-	-	-	-	-
1991-88	-	610-254	610-254	611-062 ^s	611-063 ^b	611-085 ^w	611-089 ^{fs}	611-109 ^e
1991-88	For Replacement wo/Hub Removal	610-324	-	-	-	-	-	-
1987-85	-	610-254	610-254	611-062 ^s	611-085 ^w	611-087 ^{dc}	611-089 ^{fs}	611-139 ^{dc}
1984-82	-	610-254	610-254	611-062 ^s	611-084 ^{dc}	611-085 ^w	611-089 ^{fs}	611-139 ^{dc}
1981-80	-	610-025	610-186	611-014 ^s	611-070 ^{dc}	611-086 ^w	-	-
1979-73	-	610-025	610-186	611-014 ^s	611-070 ^{dc}	-	-	-
RENDEZVOUS								
2006-02	-	610-254	610-254	611-150 ^e	611-063 ^b	611-084 ^{dc}	-	-
RIVIERA								
1999-95	-	610-254	610-254	611-063 ^b	-	-	-	-
1993	-	610-254	610-254	611-063 ^b	611-084 ^{dc}	611-085 ^w	-	-
1992	-	610-254	610-254	611-084 ^{dc}	611-085 ^w	-	-	-
1991-87	-	610-254	610-254	611-062 ^s	611-084 ^{dc}	611-085 ^w	-	-
1986	-	610-254	610-254	611-062 ^s	611-084 ^{dc}	611-085 ^w	611-090 ^{fb}	611-176 ^{db}
1985-79	-	610-254	610-254	611-062 ^s	611-084 ^{dc}	611-085 ^w	611-139 ^{dc}	-
1978-77	w/Rear Disc Brakes	610-159	610-258	611-016 ^s	611-073 ^{fs}	-	-	-
1978-77	w/Rear Drum Brakes	610-159	610-138	611-016 ^s	611-073 ^{fs}	-	-	-
1976-71	-	610-159	610-138	611-016 ^s	611-073 ^{fs}	-	-	-
1970	w/Front Disc Brakes	610-219	610-191	611-016 ^s	611-073 ^{fs}	-	-	-
1970	w/Front Drum	610-107	610-191	611-016 ^s	611-073 ^{fs}	-	-	-
1969-68	w/Front Disc Brakes	-	610-191	611-016 ^s	611-073 ^{fs}	-	-	-
1969-68	w/Front Drum	610-107	610-191	611-016 ^s	611-073 ^{fs}	-	-	-
1967	w/Front Disc Brakes	-	610-191	611-016 ^s	611-073 ^{fs}	-	-	-
1967	w/Front Drum	610-080	610-191	611-016 ^s	611-073 ^{fs}	-	-	-
1966-64	-	610-080	610-191	611-016 ^s	611-073 ^{fs}	-	-	-
1963	LH	610-081	-	611-031 ^s	-	-	-	-
1963	RH	610-080	610-191	611-016 ^s	-	-	-	-

10

Wheel Stud and Nut Applications

Wheel Stud and Nut Applications



FINISHES:
 b = Black
 c = Chrome
 g = Gray
 s = Stainless

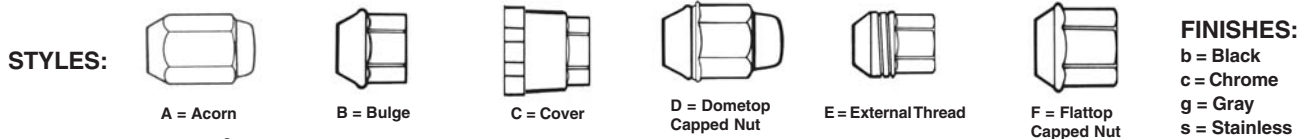
Footnote Example – 611-138^{b,c} Dc= Style (D=Dometop Capped Nut) plus Finish (c=Chrome)

Make/Model/ Years	Application	Front Bolt	Rear Bolt	Standard Nut	Optional & Cap Nuts			Nut Covers
BUICK (continued)								
ROADMASTER								
1996-91	-	610-254	610-254	611-062 ^s	611-063 ^b	611-085 ^w	-	-
SKYHAWK								
1989-82	-	610-254	610-254	611-062 ^s	611-084 ^{dc}	611-085 ^w	611-087 ^{dc}	611-089 ^{fs}
1980-75	-	610-025	610-186	611-014 ^s	611-070 ^{dc}	-	-	-
SKYLARK, SPECIAL								
1998	-	610-254	610-254	611-062 ^s	611-084 ^{dc}	611-151 ^e	-	-
1997-93	-	610-254	610-254	611-062 ^s	611-063 ^b	611-084 ^{dc}	611-151 ^e	-
1992	-	610-254	610-254	611-062 ^s	611-063 ^b	-	-	-
1991	-	610-254	610-254	611-062 ^s	611-084 ^{dc}	611-085 ^w	611-089 ^{fs}	-
1990	-	610-254	610-254	611-062 ^s	611-084 ^{dc}	611-085 ^w	611-087 ^{dc}	611-089 ^{fs}
1989-87	-	610-254	610-254	611-062 ^s	611-085 ^w	611-087 ^{dc}	611-089 ^{fs}	-
1986-80	-	610-254	610-254	611-062 ^s	611-084 ^{dc}	611-085 ^w	611-089 ^{fs}	611-139 ^{dc}
1979-75	-	610-025	610-186	611-014 ^s	611-070 ^{dc}	-	-	-
1972-71	w/Front Disc Brakes	610-105	610-186	611-014 ^s	611-070 ^{dc}	-	-	-
1972-71	w/Front Drum	610-025	610-186	611-014 ^s	611-070 ^{dc}	-	-	-
1970	w/Front Disc Brakes, 1-Piece Hub & Rotor	610-105	610-186	611-014 ^s	611-070 ^{dc}	-	-	-
1970	w/Front Disc Brakes, 2-Piece Hub & Rotor	610-186	610-186	611-014 ^s	611-070 ^{dc}	-	-	-
1970	w/Front Drum	610-025	610-186	611-014 ^s	611-070 ^{dc}	-	-	-
1969	-	610-025	610-186	611-014 ^s	611-070 ^{dc}	-	-	-
1968-64	-	610-025	610-186	611-014 ^s	-	-	-	-
1963-61	LH	610-084	610-082	611-015 ^s	-	-	-	-
1963-61	RH	610-025	610-025	611-014 ^s	-	-	-	-
SOMERSET								
1987	-	610-254	610-254	611-062 ^s	611-085 ^w	611-087 ^{dc}	611-089 ^{fs}	-
1986-85	-	610-254	610-254	611-062 ^s	611-085 ^w	611-089 ^{fs}	-	-
SPORTWAGON								
1972-71	w/Front Disc Brakes	610-105	610-186	611-014 ^s	611-070 ^{dc}	-	-	-
1972-71	w/Front Drum	610-025	610-186	611-014 ^s	611-070 ^{dc}	-	-	-
1970	w/Front Disc Brakes, 1-Piece Hub & Rotor	610-105	610-186	611-014 ^s	611-070 ^{dc}	-	-	-
1970	w/Front Disc Brakes, 2-Piece Hub & Rotor	610-186	610-186	611-014 ^s	611-070 ^{dc}	-	-	-
1970	w/Front Drum	610-025	610-186	611-014 ^s	611-070 ^{dc}	-	-	-
1969-67	w/Front Disc Brakes	610-105	610-186	611-014 ^s	611-070 ^{dc}	-	-	-
1969-67	w/Front Drum	610-025	610-186	611-014 ^s	611-070 ^{dc}	-	-	-
1966-64	-	610-025	610-186	611-014 ^s	-	-	-	-
TERRAZA, LACROSSE, ALLURE								
2006	w/Steel Wheels	610-254	610-254	611-109 ^e	-	-	-	-
WILDCAT								
1970-68	w/Front Disc Brakes	610-219	610-191	611-016 ^s	611-073 ^{fs}	-	-	-
1970-68	w/Front Drum	610-107	610-191	611-016 ^s	611-073 ^{fs}	-	-	-
1967-64	-	610-080	610-191	611-016 ^s	611-073 ^{fs}	-	-	-
1963	LH	610-081	-	611-031 ^s	-	-	-	-
1963	RH	610-080	610-191	611-016 ^s	-	-	-	-
CADILLAC								
ALLANTE								
1993-87	-	610-254	610-254	611-063 ^b	-	-	-	-
CADILLAC MODELS (Before 1960)								
1959-56	LH, Commercial Chassis	-	-	611-031 ^s	-	-	-	-
1959-56	LH, Exc. Commercial Chassis	-	610-035	611-031 ^s	-	-	-	-
1959-56	RH, Commercial Chassis	610-191	-	611-016 ^s	-	-	-	-
1959-56	RH, Exc. Commercial Chassis	610-191	610-191	611-016 ^s	-	-	-	-
1955	LH	610-035	610-035	611-031 ^s	-	-	-	-
1955	RH	610-191	610-191	611-016 ^s	-	-	-	-
1954-52	LH	-	-	611-031 ^s	-	-	-	-
1954-52	RH	-	-	611-016 ^s	-	-	-	-
1951-38	-	610-032	610-032	611-016 ^s	-	-	-	-
CALAIS								
1976-72	-	610-159	610-191	611-016 ^s	-	-	-	-
1971-68	-	-	610-191	611-016 ^s	-	-	-	-
1967-65	-	610-191	610-191	611-016 ^s	-	-	-	-
CATERA								
2001-97	-	610-367	610-367	N/R	-	-	-	-

Dot 1 The Dot 1 package option allows you to sell in single piece quantity. See page 131 for details.

10
Wheel Stud and Nut Applications

Wheel Stud and Nut Applications



Footnote Example – 611-138^{b,c} Dc= Style (D=Dometop Capped Nut) plus Finish (c=Chrome)

Make/Model/ Years	Application	Front Bolt	Rear Bolt	Standard Nut	Optional & Cap Nuts	Nut Covers
CADILLAC (continued)						
CIMARRON						
1988-82	-	610-254	610-254	611-084 ^{Dc}	611-085 ^W	-
CTS						
2006-03	-	610-254	610-254	-	-	-
DEVILLE, CONCOURS, DTS						
2005-00	-	610-254	610-254	611-063 ^B	-	-
1999	5-Bolt Pattern	610-254	610-254	611-063 ^B	-	-
1999	6-Bolt Pattern	610-432	610-432	611-110 ^B	-	-
1998	5-Bolt Pattern	610-254	610-254	611-063 ^B	-	-
1998	6-Bolt Pattern	610-432	610-432	611-110 ^B	-	-
1997	5-Bolt Pattern	610-254	610-254	611-063 ^B	-	-
1997	6-Bolt Pattern, M14-1.5 Rear Stud	610-432	610-432	611-110 ^B	-	-
1997	6-Bolt Pattern, M14-1.75 Rear Stud	610-432	610-329	611-110 ^B	-	-
1996-94	-	610-254	610-254	611-063 ^B	-	-
1993-86	-	610-254	610-254	611-062 ^S	611-063 ^B 611-085 ^W	-
1985	-	610-254	610-254	611-062 ^S	611-063 ^B 611-084 ^{Dc}	-
1984-81	-	610-159	610-138	611-016 ^S	611-088 ^W	-
1980-76	w/Rear Disc Brakes	610-159	610-258	611-016 ^S	-	-
1980-76	w/Rear Drum Brakes	610-159	610-138	611-016 ^S	-	-
1975-72	-	610-159	610-191	611-016 ^S	-	-
1971-68	-	-	610-191	611-016 ^S	-	-
1967	-	610-191	610-191	611-016 ^S	-	-
1966-60	Commercial Chassis	610-191	-	611-016 ^S	-	-
1966-60	Exc. Commercial Chassis	610-191	610-191	611-016 ^S	-	-
ELDORADO						
2002-92	-	610-254	610-254	611-063 ^B	-	-
1991-79	-	610-254	610-254	611-062 ^S	611-063 ^B 611-085 ^W	-
1978-67	-	610-258	610-258	611-016 ^S	-	-
1966-60	-	610-191	610-191	611-016 ^S	-	-
ESCALADE						
2006-02	w/Aluminum Wheels	610-428	610-434	611-110 ^B	-	611-623 ^{Cb}
2006-02	wo/Aluminum Wheels	610-428	610-434	611-115 ^F	-	-
2000	w/Aluminum Wheels	-	610-428	611-110 ^B	-	-
2000	wo/Aluminum Wheels	-	610-428	611-115 ^F	-	611-622 ^{Cb}
1999	-	610-327	610-328	611-110 ^B	611-115 ^F	611-607 ^{Cb}
FLEETWOOD (FWD)						
1993-92	-	610-254	610-254	611-063 ^B	611-085 ^W	-
1991-86	-	610-254	610-254	611-062 ^S	611-063 ^B 611-085 ^W	-
1985	-	610-254	610-254	611-062 ^S	611-084 ^{Dc}	-
FLEETWOOD (RWD)						
1996-95	w/ABS	610-254	610-254	611-063 ^B	-	-
1996-95	wo/ABS	610-159	610-258	611-093 ^B	-	-
1994-93	w/11 x 2" Rear Drum	610-254	610-254	611-063 ^B	-	-
1994-93	w/11.15" x 2.75" Rear Drum	610-159	610-258	611-093 ^B	-	-
1992-91	w/11 x 2" Rear Drum	610-254	610-254	611-062 ^S	611-063 ^B 611-085 ^W	-
1992-91	w/11.15" x 2.75" Rear Drum	610-159	610-258	611-016 ^S	611-088 ^W	-
1990-81	-	610-159	610-138	611-016 ^S	611-088 ^W	-
1980-77	w/Rear Disc Brakes	610-159	610-258	611-016 ^S	-	-
1980-77	w/Rear Drum Brakes	610-159	610-138	611-016 ^S	-	-
1976-73	Commercial Chassis	610-159	-	611-016 ^S	-	-
1976	Commercial Chassis	610-159	-	611-016 ^S	-	-
1976	Exc. Commercial Chassis	610-159	610-138	611-016 ^S	-	-
1975-73	Exc. Commercial Chassis	610-159	610-191	611-016 ^S	-	-
1972	Commercial Chassis	-	-	611-016 ^S	-	-
1972	Exc. Commercial Chassis	610-159	610-191	611-016 ^S	-	-
1971-68	Commercial Chassis	-	-	611-016 ^S	-	-
1971-68	Exc. Commercial Chassis	-	610-191	611-016 ^S	-	-
1967-65	Commercial Chassis	610-191	-	611-016 ^S	-	-
1967-65	Exc. Commercial Chassis	610-191	610-191	611-016 ^S	-	-
SERIES 60/75 FLEETWOOD, SERIES 62						
1964-60	Commercial Chassis	610-191	-	611-016 ^S	-	-
1964-60	Exc. Commercial Chassis	610-191	610-191	611-016 ^S	-	-
SEVILLE						
2004-01	-	610-254	610-254	611-150 ^F	-	-
2000-98	-	610-254	610-254	611-063 ^B	611-109 ^F	-
1997-92	-	610-254	610-254	611-063 ^B	-	-
1991-80	-	610-254	610-254	611-062 ^S	611-063 ^B 611-085 ^W	-

10

Wheel Stud and Nut Applications

Wheel Stud and Nut Applications



FINISHES:
 b = Black
 c = Chrome
 g = Gray
 s = Stainless

Footnote Example – 611-138^{bc} Dc= Style (D=Dometop Capped Nut) plus Finish (c=Chrome)

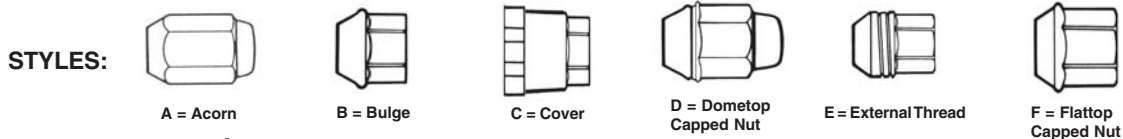
Make/Model/ Years	Application	Front Bolt	Rear Bolt	Standard Nut	Optional & Cap Nuts			Nut Covers
CADILLAC (continued)								
SEVILLE (continued)								
1979-77	-	610-159	610-258	611-016 ^s	-	-	-	-
1976	-	610-025	610-186	611-014 ^s	-	-	-	-
SRX								
2006-04	-	610-254	610-254	-	-	-	-	-
STS								
2006	-	610-254	610-254	-	-	-	-	-
XLR								
2006-04	-	610-254	610-254	-	-	-	-	-
CHECKER								
MARATHON								
1982-71	-	610-159	610-138	611-016 ^s	-	-	-	-
1970	-	-	-	611-016 ^s	-	-	-	-
1969-68	LH	-	-	611-031 ^s	-	-	-	-
1969-68	RH	-	-	611-016 ^s	-	-	-	-
CHEVROLET								
BEL AIR, BISCAYNE, BROOKWOOD								
1975-71	-	610-159	610-138	611-016 ^s	611-073 ^{Fs}	-	-	-
1970-67	w/Front Disc Brakes	610-111	610-186	611-014 ^s	-	-	-	-
1970-67	w/Front Drum	610-186	610-186	611-014 ^s	-	-	-	-
1966-61	-	610-186	610-186	611-014 ^s	-	-	-	-
1960	.472" Front Knurl Dia	610-186	610-186	611-014 ^s	-	-	-	-
1960	.564" Front Knurl Dia	610-025	610-186	611-014 ^s	-	-	-	-
BERETTA								
1996-94	-	610-254	610-254	611-084 ^{Dc}	611-109 ^E	611-151 ^E	-	611-606 ^{Gt}
1993-92	w/Aluminum Wheels	610-254	610-254	611-063 ^B	611-084 ^{Dc}	611-109 ^E	-	611-605 ^{Db}
1993-92	w/Steel Wheels	610-254	610-254	611-084 ^{Dc}	611-151 ^E	-	-	611-606 ^{Gt}
1993-92	w/Steel Wheels, Canada	610-254	610-254	611-084 ^{Dc}	611-151 ^E	-	-	611-609 ^{Db}
1991-89	w/Aluminum Wheels	610-254	610-254	611-063 ^B	611-084 ^{Dc}	611-109 ^E	-	611-605 ^{Db}
1991-89	w/Steel Wheels	610-254	610-254	611-062 ^S	611-063 ^B	611-109 ^E	-	611-606 ^{Gt}
1988-87	w/Aluminum Wheels	610-254	610-254	611-063 ^B	611-090 ^{Fb}	611-109 ^E	611-176 ^{Db}	611-605 ^{Db}
1988-87	w/Steel Wheels	610-254	610-254	611-062 ^S	611-063 ^B	611-090 ^{Fb}	611-176 ^{Db}	-
CAMARO								
2002-97	w/Aluminum Wheels	610-254	610-254	611-150 ^E	-	-	-	611-621 ^{Gt}
2002-97	w/Chrome Wheels	610-254	610-254	611-150 ^E	-	-	-	611-618 ^{Db}
2002-97	w/Steel Wheels	610-254	610-254	611-150 ^E	-	-	-	611-617 ^{Gt}
1996-93	-	610-254	610-254	611-063 ^B	611-150 ^E	-	-	611-617 ^{Gt}
1992-89	-	610-254	610-254	611-063 ^B	611-109 ^E	-	-	611-605 ^{Db}
1988	-	610-254	610-254	611-090 ^{Fb}	611-109 ^E	611-176 ^{Db}	-	611-605 ^{Db}
1987-82	-	610-254	610-254	611-062 ^S	611-084 ^{Dc}	611-090 ^{Fb}	611-176 ^{Db}	-
1981-76	-	610-025	610-186	611-014 ^s	611-070 ^{Dc}	-	-	-
1975-70	-	610-025	610-186	611-014 ^s	-	-	-	-
1969	w/4-Wheel Disc Brakes	610-259	610-259	611-014 ^s	-	-	-	-
1969	wo/4-Wheel Disc Brakes	610-186	610-186	611-014 ^s	-	-	-	-
1968-67	-	610-186	610-186	611-014 ^s	-	-	-	-
CAPRICE								
1996-91	-	610-254	610-254	611-062 ^S	611-063 ^B	611-084 ^{Dc}	611-085 ^W	-
1990-77	w/11" Rear Drum	610-159	610-138	611-016 ^s	611-088 ^W	-	-	-
1990-77	w/9.5" Rear Drum	610-025	610-186	611-014 ^s	611-086 ^W	-	-	-
1976-71	-	610-159	610-138	611-016 ^s	611-084 ^{Dc}	611-151 ^E	-	-
1970-67	w/Front Disc Brakes	610-111	610-186	611-014 ^s	-	-	-	-
1970-67	w/Front Drum	610-186	610-186	611-014 ^s	-	-	-	-
1966	-	610-186	610-186	611-014 ^s	-	-	-	-
CAVALIER								
2005-00	-	610-254	610-254	611-084 ^{Dc}	611-150 ^E	-	-	-
1999-96	-	610-254	610-254	611-063 ^B	611-084 ^{Dc}	611-109 ^E	611-151 ^E	611-605 ^{Db}
1995	w/Black Nut Cover	610-254	610-254	611-063 ^B	611-084 ^{Dc}	611-151 ^E	-	611-605 ^{Db}
1995	w/Gray Nut Cover	610-254	610-254	611-063 ^B	611-084 ^{Dc}	611-151 ^E	-	611-606 ^{Gt}
1994-92	-	610-254	610-254	611-063 ^B	611-151 ^E	-	-	611-606 ^{Gt}
1991-88	-	610-254	610-254	611-063 ^B	611-084 ^{Dc}	611-090 ^{Fb}	-	-
1987-85	-	610-254	610-254	611-062 ^S	611-087 ^{Dc}	611-090 ^{Fb}	-	-
1984-82	-	610-254	610-254	611-062 ^S	611-084 ^{Dc}	611-087 ^{Dc}	-	-
CELEBRITY								
1990	-	610-254	610-254	611-062 ^S	611-089 ^W	611-090 ^{Fb}	611-109 ^E	-
1989-88	-	610-254	610-254	611-062 ^S	611-085 ^W	611-089 ^{Fs}	611-090 ^{Fb}	611-109 ^E
1987	w/Aluminum or Styled Wheels	610-254	610-254	611-062 ^S	611-087 ^{Dc}	611-089 ^{Fs}	611-090 ^{Fb}	611-109 ^E
1987	wo/Aluminum or Styled Wheels	610-254	610-254	611-062 ^S	611-085 ^W	611-090 ^{Fb}	-	-

Dot 1 The Dot 1 package option allows you to sell in single piece quantity. See page 131 for details.

10

Wheel Stud and Nut Applications

Wheel Stud and Nut Applications



FINISHES:
 b = Black
 c = Chrome
 g = Gray
 s = Stainless

Footnote Example – 611-138^{b,c} Dc= Style (D=Dometop Capped Nut) plus Finish (c=Chrome)

Make/Model/ Years	Application	Front Bolt	Rear Bolt	Standard Nut	Optional & Cap Nuts			Nut Covers
CHEVROLET (continued)								
CHEVELLE (continued)								
1986-84	-	610-254	610-254	611-062 ^s	611-085 ^w	611-089 ^{fs}	611-090 ^{fb}	-
1983-82	-	610-254	610-254	611-062 ^s	611-085 ^w	611-087 ^{dc}	-	-
1973	-	610-025	610-186	611-014 ^s	-	-	-	-
1972	-	610-186	610-186	611-014 ^s	-	-	-	-
1971	w/Front Disc Brakes	610-025	610-186	611-014 ^s	-	-	-	-
1971	w/Front Drum	610-186	610-186	611-014 ^s	-	-	-	-
1970-67	w/Front Disc Brakes	-	610-186	611-014 ^s	-	-	-	-
1970-67	w/Front Drum	610-186	610-186	611-014 ^s	-	-	-	-
1966-64	-	610-186	610-186	611-014 ^s	-	-	-	-
CHEVETTE								
1987-76	-	610-253	610-238	611-062 ^s	611-084 ^{dc}	611-087 ^{dc}	-	-
CHEVROLET MODELS (Before 1960); EXCEPT CORVETTE								
1959-55	-	610-025	610-041	611-014 ^s	-	-	-	-
1954-38	-	610-024	610-025	611-014 ^s	-	-	-	-
CHEVY II								
1969-62	-	610-186	610-186	611-014 ^s	-	-	-	-
CITATION								
1985	-	610-254	610-254	611-062 ^s	611-089 ^w	611-090 ^{fb}	-	-
1984	-	610-254	610-254	611-062 ^s	611-085 ^w	611-089 ^{fs}	-	-
1983-82	-	610-254	610-254	611-062 ^s	611-085 ^w	611-087 ^{dc}	611-089 ^{fs}	611-139 ^{dc}
1981-80	-	610-254	610-254	611-062 ^s	611-084 ^{dc}	-	-	-
COBALT, HHR								
2006-05	w/Steel Wheels	610-254	610-254	611-109 ^f	-	-	-	-
CORSICA								
1996-94	-	610-254	610-254	611-084 ^{dc}	611-109 ^e	611-151 ^e	-	611-606 ^{cy}
1993-92	w/Aluminum Wheels	610-254	610-254	611-063 ^b	611-084 ^{dc}	611-109 ^e	-	611-605 ^{cb}
1993-92	w/Steel Wheels	610-254	610-254	611-084 ^{dc}	611-151 ^e	-	-	611-606 ^{cy}
1993-92	w/Steel Wheels, Canada	610-254	610-254	611-084 ^{dc}	611-151 ^e	-	-	611-609 ^{cb}
1991-89	w/Aluminum Wheels	610-254	610-254	611-063 ^b	611-084 ^{dc}	611-109 ^e	-	611-605 ^{cb}
1991-89	w/Steel Wheels	610-254	610-254	611-062 ^s	611-063 ^b	611-109 ^e	-	611-606 ^{cy}
1988-87	-	610-254	610-254	611-062 ^s	611-063 ^b	611-090 ^{fb}	611-109 ^f	611-176 ^{db}
CORVAIR, CORVAIR 95, CORVAIR PICKUP								
1969-61	-	610-186	610-186	611-014 ^s	-	-	-	-
1960	-	610-041	610-186	611-014 ^s	-	-	-	-
CORVETTE								
2006-03	-	610-254	610-254	-	-	-	-	-
2002	-	610-254	610-254	-	-	-	-	611-621 ^{cy}
2001-00	-	610-254	610-254	611-063 ^b	611-109 ^e	611-150 ^e	-	611-621 ^{cy}
1999	-	610-254	610-254	611-063 ^b	611-109 ^e	-	-	611-606 ^{cy}
1998-97	-	610-254	610-254	611-063 ^b	-	-	-	-
1996	-	610-254	610-254	611-109 ^e	-	-	-	611-605 ^{cb}
1995-85	-	610-254	610-254	611-063 ^b	611-109 ^e	-	-	-
1984	-	610-254	610-254	611-090 ^{fb}	-	-	-	-
1982-61	-	610-259	610-259	611-014 ^s	-	-	-	-
1960	1-3/4" Stud	610-259	610-259	611-014 ^s	-	-	-	-
1960	1-3/8" Stud	610-041	610-041	611-014 ^s	-	-	-	-
1959-53	-	610-041	610-041	611-014 ^s	-	-	-	-
EL CAMINO								
1987-82	-	610-254	610-254	611-062 ^s	611-085 ^w	611-089 ^{fs}	611-090 ^{fb}	-
1981-73	-	610-025	610-186	611-014 ^s	611-070 ^{dc}	-	-	-
1972	-	610-186	610-186	611-014 ^s	-	-	-	-
1971	w/Front Disc Brakes	610-025	610-186	611-014 ^s	-	-	-	-
1971	w/Front Drum	610-186	610-186	611-014 ^s	-	-	-	-
1970-67	w/Front Disc Brakes	-	610-186	611-014 ^s	-	-	-	-
1970-67	w/Front Drum	610-186	610-186	611-014 ^s	-	-	-	-
1966-64	-	610-186	610-186	611-014 ^s	-	-	-	-
1960	.472" Front Knurl Dia	610-186	610-186	611-014 ^s	-	-	-	-
1960	.564" Front Knurl Dia	610-025	610-186	611-014 ^s	-	-	-	-
EQUINOX								
2006-05	-	610-254	610-254	611-109 ^e	-	-	-	611-621 ^{cy}
IMPALA, IMPALA SS, KINGSWOOD, TOWNSMAN								
2006-03	-	610-254	610-254	611-063 ^b	611-084 ^{dc}	611-150 ^e	-	-
2002	w/Aluminum Wheels	610-254	610-254	611-063 ^b	611-084 ^{dc}	611-150 ^e	-	611-621 ^{cy}
2002	w/Steel Wheels	610-254	610-254	611-063 ^b	611-084 ^{dc}	611-150 ^e	-	-
2001-00	-	610-324	610-324	611-063 ^b	611-084 ^{dc}	611-150 ^e	-	-
1996-94	-	610-254	610-254	611-062 ^s	611-063 ^b	611-084 ^{dc}	611-085 ^w	-

10

Wheel Stud and Nut Applications

Dot 1 The Dot 1 package option allows you to sell in single piece quantity. See page 131 for details.

Wheel Stud and Nut Applications



FINISHES:
 b = Black
 c = Chrome
 g = Gray
 s = Stainless

Footnote Example – 611-138^{bc} Dc= Style (D=Dometop Capped Nut) plus Finish (c=Chrome)

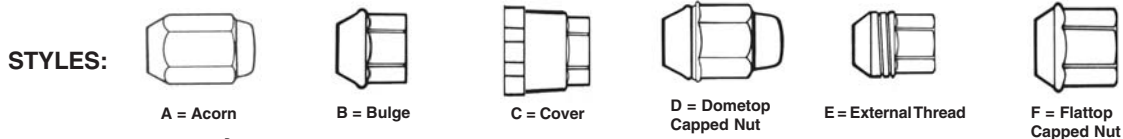
Make/Model/ Years	Application	Front Bolt	Rear Bolt	Standard Nut	Optional & Cap Nuts			Nut Covers
CHEVROLET (continued)								
IMPALA, IMPALA SS, KINGSWOOD, TOWNSMAN (continued)								
1985-77	w/11" Rear Drum	610-159	610-138	611-016 ^s	-	-	-	-
1985-77	w/9.5" Rear Drum	610-025	610-186	611-014 ^s	-	-	-	-
1976-71	-	610-159	610-138	611-016 ^s	611-073 ^{Fs}	-	-	-
1970-67	w/Front Disc Brakes	610-111	610-186	611-014 ^s	-	-	-	-
1970-67	w/Front Drum	610-186	610-186	611-014 ^s	-	-	-	-
1966-61	-	610-186	610-186	611-014 ^s	-	-	-	-
1960	.472" Front Knurl Dia	610-186	610-186	611-014 ^s	-	-	-	-
1960	.564" Front Knurl Dia	610-025	610-186	611-014 ^s	-	-	-	-
LAGUNA								
1976-73	-	610-025	610-186	611-014 ^s	611-070 ^{Dc}	-	-	-
LUMINA								
2001	-	610-324	610-324	611-063 ^B	611-150 ^E	611-084 ^{Dc}	-	- ^{Cc}
2000-99	-	610-324	610-324	611-063 ^B	611-150 ^E	-	-	611-608 ^{Cc}
1998-95	w/Aluminum Wheels	610-324	610-324	611-063 ^B	611-109 ^E	611-150 ^E	-	611-608 ^{Cc}
1998-95	wo/Aluminum Wheels	610-324	610-324	611-109 ^E	611-150 ^E	-	-	611-612 ^{Db}
1994-91	-	610-254	610-254	611-062 ^S	611-063 ^B	611-109 ^E	611-150 ^E	611-610 ^{Dg}
1994-91	For Replacement wo/Hub Removal	610-324	-	-	-	-	-	-
1990	-	610-254	610-254	611-062 ^S	611-109 ^E	-	-	611-609 ^{Db}
1990	For Replacement wo/Hub Removal	610-324	-	-	-	-	-	611-610 ^{Dg}
LUMINA APV								
1996-92	-	610-254	610-254	611-150 ^E	-	-	-	611-606 ^{Dg}
1991-90	-	610-254	610-254	611-062 ^S	611-084 ^{Dc}	611-109 ^E	-	611-610 ^{Dg}
MALIBU								
2003-97	-	610-254	610-254	611-063 ^B	611-150 ^E	-	-	-
1983-82	-	610-254	610-254	611-062 ^S	611-085 ^W	611-090 ^{Fb}	-	-
1981-73	-	610-025	610-186	611-014 ^s	611-070 ^{Dc}	-	-	-
1967	w/Front Disc Brakes	-	610-186	611-014 ^s	-	-	-	-
1967	w/Front Drum	610-186	610-186	611-014 ^s	-	-	-	-
1966-64	-	610-186	610-186	611-014 ^s	-	-	-	-
MALIBU CLASSIC								
2005-04	-	610-254	610-254	611-063 ^B	611-150 ^E	-	-	-
MALIBU MAXX								
2006-04	-	610-254	610-254	611-109 ^E	-	-	-	611-621 ^{Dg}
METRO								
2001	-	610-336	610-336	611-064 ^s	-	-	-	-
2000-99	w/ABS	610-336	610-336	611-064 ^s	-	-	-	-
2000-99	wo/ABS	610-336	610-334	611-064 ^s	-	-	-	-
MONTE CARLO								
2006-03	-	610-254	610-254	611-063 ^B	611-084 ^{Dc}	611-150 ^E	-	-
2002	w/Aluminum Wheels	610-254	610-254	611-063 ^B	611-084 ^{Dc}	611-150 ^E	-	611-621 ^{Dg}
2002	w/Steel Wheels	610-254	610-254	611-063 ^B	611-084 ^{Dc}	611-150 ^E	-	611-621 ^{Dg}
2001-00	w/Aluminum Wheels	610-324	610-324	611-063 ^B	611-084 ^{Dc}	611-150 ^E	-	611-621 ^{Dg}
2001-00	w/Steel Wheels	610-324	610-324	611-063 ^B	611-084 ^{Dc}	611-150 ^E	-	-
1999-96	-	610-324	610-324	611-063 ^B	611-150 ^E	-	-	611-608 ^{Cc}
1995	w/Black Nut Cover	610-324	610-324	611-063 ^B	611-109 ^E	611-150 ^E	-	611-612 ^{Db}
1995	w/Stainless Nut Cover	610-324	610-324	611-063 ^B	611-109 ^E	611-150 ^E	-	611-608 ^{Cc}
1988-82	-	610-254	610-254	611-062 ^S	611-085 ^W	611-089 ^{Fs}	611-090 ^{Fb}	-
1981-73	-	610-025	610-186	611-014 ^s	611-070 ^{Dc}	-	-	-
1972	-	610-186	610-186	611-014 ^s	-	-	-	-
1971-70	-	610-025	610-186	611-014 ^s	-	-	-	-
MONZA								
1980-75	-	610-025	610-186	611-014 ^s	611-070 ^{Dc}	-	-	-
NOVA								
1988-85	-	610-266	610-266	611-066 ^s	611-116 ^{Ab}	611-168 ^{Mc}	-	-
1979-76	-	610-025	610-186	611-014 ^s	611-070 ^{Dc}	-	-	-
1975-73	w/Front Disc Brakes	610-025	610-186	611-014 ^s	-	-	-	-
1975-73	w/Front Drum	610-186	610-186	611-014 ^s	-	-	-	-
1972	-	610-186	610-186	611-014 ^s	-	-	-	-
1971	w/Front Disc Brakes	610-025	610-186	611-014 ^s	-	-	-	-
1971	w/Front Drum	610-186	610-186	611-014 ^s	-	-	-	-
1970-62	-	610-186	610-186	611-014 ^s	-	-	-	-
PRIZM								
2002-98	-	610-266	610-266	611-066 ^s	611-133 ^{Ac}	611-168 ^{Mc}	-	-
SPECTRUM								
1988-85	-	610-307	610-307	611-062 ^s	611-074 ^{Dc}	-	-	-

Dot 1 The Dot 1 package option allows you to sell in single piece quantity. See page 131 for details.

10

Wheel Stud and Nut Applications

Wheel Stud and Nut Applications



FINISHES:
 b = Black
 c = Chrome
 g = Gray
 s = Stainless

Footnote Example – 611-138^{b,c} Dc= Style (D=Dometop Capped Nut) plus Finish (c=Chrome)

Make/Model/ Years	Application	Front Bolt	Rear Bolt	Standard Nut	Optional & Cap Nuts	Nut Covers
CHEVROLET (continued)						
SPRINT						
1988-85	-	610-308	610-308	611-096 ^{A,c}	-	-
UPLANDER						
2006-05	w/Steel Wheels	610-254	610-254	611-109 ^F	-	-
VEGA						
1977-71	-	610-025	610-186	611-014 ^S	611-070 ^{Dc}	-
VENTURE						
2005-03	-	610-254	610-254	611-063 ^B	611-150 ^E	-
2002	w/Aluminum Wheels	610-254	610-254	611-063 ^B	611-150 ^E	611-620 ^b
2002	w/Steel Wheels	610-254	610-254	611-063 ^B	611-150 ^E	-
2001-97	-	610-254	610-254	611-063 ^B	611-150 ^E	-
CHEVROLET/GMC TRUCK						
ASTRO VAN						
2005-03	w/Aluminum Wheels	-	610-434	611-115 ^F	-	611-623 ^b
2005-03	wo/Aluminum Wheels	-	610-434	611-115 ^E	-	-
2002-96	2WD	610-159	610-138	611-016 ^S	611-093 ^B	611-611 ^b
2002-96	4WD	610-126	610-138	611-016 ^S	611-093 ^B	611-611 ^b
1995-90	2WD	610-159	610-138	611-016 ^S	611-093 ^B	611-123 ^{Fb}
1995-90	4WD	610-126	610-138	611-016 ^S	611-093 ^B	611-123 ^{Fb}
1989-85	-	610-159	610-138	611-016 ^S	611-123 ^{Fb}	-
AVALANCHE 1500						
2006-02	w/Aluminum Wheels	610-428	610-434	611-110 ^B	611-115 ^E	611-623 ^b
2006-02	wo/Aluminum Wheels	610-428	610-434	611-110 ^B	611-115 ^E	-
AVALANCHE 2500						
2006-02	w/Aluminum Wheels, Rear Stud = M14 x 1.5 x 13	610-428	610-431	611-110 ^B	611-115 ^E	611-623 ^b
2006-02	w/Aluminum Wheels, Rear Stud = M14 x 1.5 x 28	610-428	610-436	611-110 ^B	611-115 ^E	611-623 ^b
2006-02	w/Aluminum Wheels, Rear Stud = M14 x 1.5 x 29	610-428	610-428	611-110 ^B	611-115 ^E	611-623 ^b
2006-02	wo/Aluminum Wheels, Rear Stud = M14 x 1.5 x 13	610-428	610-431	611-110 ^B	611-115 ^E	-
2006-02	wo/Aluminum Wheels, Rear Stud = M14 x 1.5 x 28	610-428	610-436	611-110 ^B	611-115 ^E	-
2006-02	wo/Aluminum Wheels, Rear Stud = M14 x 1.5 x 29	610-428	610-428	611-110 ^B	611-115 ^E	-
BLAZER						
1994	Diesel Eng	610-332	610-328	611-110 ^B	611-115 ^E	611-607 ^b
1994	Gas Eng, 2WD	610-329	610-328	611-110 ^B	611-115 ^E	611-607 ^b
1994	Gas Eng, 4WD	610-327	610-328	611-110 ^B	611-115 ^E	611-607 ^b
1993-92	-	610-327	610-328	611-110 ^B	611-115 ^E	611-607 ^b
1991-87	-	610-179	610-186	611-014 ^S	611-070 ^{Dc}	611-145 ^{Dc}
1986-71	2WD	610-159	610-138	611-016 ^S	611-073 ^{Fs}	-
1986-71	4WD	610-179	610-186	611-014 ^S	611-070 ^{Dc}	611-145 ^{Dc}
1970-69	2WD	610-186	610-186	611-014 ^S	-	-
1970-69	4WD	610-041	610-186	611-014 ^S	-	-
C.R10/15/1500 PICKUP/SUBURBAN (1/2-TON 2WD)						
1999-96	Front, Diesel Eng	610-330	-	611-110 ^B	611-115 ^E	611-607 ^b
1999-96	Front, Gas Eng	610-329	-	611-110 ^B	611-115 ^E	611-607 ^b
1999-96	Rear, 11.15" Drum	-	610-328	611-110 ^B	611-115 ^E	611-607 ^b
1999-96	Rear, 13" Drum	-	610-325	611-110 ^B	611-115 ^E	611-607 ^b
1995-92	Front, Diesel Eng	610-330	-	611-110 ^B	611-115 ^E	611-607 ^b
1995-92	Front, Gas Eng	610-329	-	611-110 ^B	611-115 ^E	611-607 ^b
1995-92	Rear, 11.86" Front Rotor, JB/JD5 Brake Code	-	610-328	611-110 ^B	611-115 ^E	611-607 ^b
1995-92	Rear, 12.5" Front Rotor, JB/JD6-7 Brake Code	-	610-325	611-110 ^B	611-115 ^E	611-607 ^b
1991-88	Pickup, w/10" Rear Drum	610-329	610-328	611-110 ^B	611-115 ^E	611-129 ^{Fb}
1991-88	Pickup, w/11.15" Rear Drum	610-329	610-325	611-110 ^B	611-115 ^E	611-152 ^{Fb}
1991-88	Suburban	610-159	610-138	611-016 ^S	611-071 ^{Dc}	611-073 ^{Fs}
1987-85	-	610-159	610-138	611-016 ^S	611-071 ^{Dc}	611-073 ^{Fs}
1984-71	-	610-159	610-138	611-016 ^S	611-073 ^{Fs}	-
1970-67	-	610-186	610-186	611-014 ^S	-	-
1966-65	w/Rear Coil Springs	610-186	610-186	611-014 ^S	-	-
1966-65	w/Rear Leaf Springs	610-186	610-025	611-014 ^S	-	-
1964-63	-	610-186	610-186	611-014 ^S	-	-
1962-55	w/Positraction Rear	610-024	-	611-014 ^S	-	-

10

Wheel Stud and Nut Applications

Wheel Stud and Nut Applications



FINISHES:
 b = Black
 c = Chrome
 g = Gray
 s = Stainless

Footnote Example – 611-138^{bc} Dc= Style (D=Dometop Capped Nut) plus Finish (c=Chrome)

Make/Model/ Years	Application	Front Bolt	Rear Bolt	Standard Nut	Optional & Cap Nuts	Nut Covers
CHEVROLET/GMC TRUCK (continued)						
C,R10/15/1500 PICKUP/SUBURBAN (1/2-TON 2WD) (continued)						
1962-55	wo/Positraction Rear	610-024	610-025	611-014 ^s	-	-
1954-51	-	610-024	610-025	611-014 ^s	-	-
C,R20/25/2500 PICKUP/SUBURBAN (3/4-TON 2WD)						
2000	Pickup, 7200 Lb GVW	610-330	610-325	611-115 ^E	-	611-607 ^{db}
2000	Pickup, 8600 Lb GVW	610-330	610-326	611-115 ^E	-	611-607 ^{db}
1999-92	7200 Lb GVW	610-329	610-325	611-115 ^E	-	611-607 ^{db}
1999-92	8600 Lb GVW	610-330	610-326	611-115 ^E	-	611-607 ^{db}
1991-90	Pickup, 7200 Lb GVW	610-329	610-325	611-115 ^E	-	611-607 ^{db}
1991-90	Pickup, 7200 Lb GVW	610-329	610-325	611-115 ^E	-	611-613 ^{db}
1991-90	Pickup, 8600 Lb GVW	610-330	610-326	611-115 ^E	-	611-607 ^{db}
1991-90	Pickup, 8600 Lb GVW	610-330	610-326	611-115 ^E	-	611-613 ^{db}
1991-90	Suburban, w/10.5" Ring Gear	610-181	610-189	611-052 ^s	-	-
1991-90	Suburban, w/9.5" Ring Gear	610-181	610-284	611-052 ^s	-	-
1989	Pickup, 7200 Lb GVW	610-329	610-325	611-110 ^B	-	-
1989	Pickup, 8600 Lb GVW	610-330	610-325	611-110 ^B	-	-
1989	Suburban, w/10.5" Ring Gear	610-181	610-189	611-052 ^s	-	-
1989	Suburban, w/9.5" Ring Gear	610-181	610-284	611-052 ^s	-	-
1988	C2500, w/7200 Lb GVW	610-329	610-325	611-110 ^B	-	-
1988	C2500, w/8600 Lb GVW	610-330	610-325	611-110 ^B	-	-
1988	R20/25, w/10.5" Ring Gear	610-181	610-189	611-052 ^s	-	-
1988	R20/25, w/9.5" Ring Gear	610-181	610-284	611-052 ^s	-	-
1987-82	w/11.15" Rear Drum	610-181	610-284	611-052 ^s	-	-
1987-82	w/13" Rear Drum, 9.5" Ring Gear	610-181	610-284	611-052 ^s	-	-
1987-82	w/13" Rear Drum, w/10.5" Ring Gear	610-181	610-189	611-052 ^s	-	-
1981	w/11.15" Rear Drum, 2" Bolt	610-181	610-284	611-052 ^s	-	-
1981	w/11.15" Rear Drum, 2.75" Bolt	610-181	610-188	611-052 ^s	-	-
1981	w/13" Rear Drum, 9.5" Ring Gear	610-181	610-284	611-052 ^s	-	-
1981	w/13" Rear Drum, w/10.5" Ring Gear	610-181	610-189	611-052 ^s	-	-
1980-74	w/11.15" Rear Drum	610-181	610-188	611-052 ^s	-	-
1980-74	w/13" Rear Drum	610-181	610-189	611-052 ^s	-	-
1973	-	610-181	610-188	611-052 ^s	-	-
1972-71	-	610-181	610-190	611-052 ^s	-	-
1970-64	w/Rear Coil Springs	610-074	610-073	611-016 ^s	-	-
1970-64	w/Rear Leaf Springs	610-074	610-192	611-016 ^s	-	-
1963-60	-	610-074	610-073	611-016 ^s	-	-
1959-46	5/8" Thick Forged Rear Hub	610-074	610-074	611-016 ^s	-	-
1959-46	7/8" Thick Cast Rear Hub	610-074	610-192	611-016 ^s	-	-
C,R30/35/3500 PICKUP (1-TON 2WD)						
2002	-	610-281	610-487	611-055 ^s	-	-
2001-96	DRW, w/Rear Disc Brakes, Front	610-281	-	-	-	-
2001-96	DRW, w/Rear Disc Brakes, Rear	-	610-418	611-055 ^s	-	-
2001-96	DRW, w/Rear Drum Brakes	610-331	610-333	611-149 ^E	-	611-607 ^{db}
2001-96	SRW	610-330	610-326	611-115 ^E	-	611-607 ^{db}
1995	DRW, Rear Disc Brakes, Front	610-281	-	-	-	-
1995	DRW, Rear Disc Brakes, Rear	-	610-392	611-055 ^s	-	-
1995	DRW, Rear Drum Brakes, w/Limited Slip Rear	610-331	610-333	611-149 ^E	-	611-607 ^{db}
1995	DRW, Rear Drum Brakes, wo/Limited Slip Rear	610-331	610-194	611-149 ^E	-	611-607 ^{db}
1995	SRW	610-330	610-326	611-115 ^E	-	611-607 ^{db}
1994	DRW, Rear Disc Brakes, 5/8-18 Front Bolt	610-281	-	611-055 ^s	-	-
1994	DRW, Rear Disc Brakes, Rear Bolt	-	610-392	611-055 ^s	-	-
1994	DRW, Rear Drum Brakes, w/Limited Slip Rear	610-331	610-333	611-149 ^E	-	611-607 ^{db}
1994	DRW, Rear Drum Brakes, wo/Limited Slip Rear	610-331	610-194	611-149 ^E	-	611-607 ^{db}
1994	SRW	610-330	610-326	611-115 ^E	-	611-607 ^{db}
1993-92	DRW, Rear Disc Brakes	610-281	610-392	611-055 ^s	-	-
1993-92	DRW, Rear Drum Brakes	610-331	610-333	611-149 ^E	-	611-607 ^{db}
1993-92	SRW	610-330	610-326	611-115 ^E	-	611-607 ^{db}
1991	C3500, DRW, Rear Disc Brakes, w/14mm Front Bolt	610-331	610-392	611-055 ^s	-	-
1991	C3500, DRW, Rear Disc Brakes, w/5/8" Front Bolt	610-281	610-392	611-055 ^s	-	-

Dot 1 The Dot 1 package option allows you to sell in single piece quantity. See page 131 for details.

Wheel Stud and Nut Applications

STYLES:



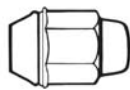
A = Acorn



B = Bulge



C = Cover



D = Dometop Capped Nut



E = External Thread



F = Flattop Capped Nut

FINISHES:

- b = Black
- c = Chrome
- g = Gray
- s = Stainless

Footnote Example – 611-138^{b,c} Dc= Style (D=Dometop Capped Nut) plus Finish (c=Chrome)

Make/Model/ Years	Application	Front Bolt	Rear Bolt	Standard Nut	Optional & Cap Nuts	Nut Covers
CHEVROLET/GMC TRUCK (continued)						
C,R30/35/3500 PICKUP (1-TON 2WD) (continued)						
1991	C3500, DRW, Rear Drum Brakes, w/14mm Front Bolt	610-331	610-333	611-149 ^E	- - -	611-607 ^b
1991	C3500, DRW, Rear Drum Brakes, w/14mm Front Bolt	610-331	610-333	611-149 ^E	- - -	611-613 ^b
1991	C3500, DRW, Rear Drum Brakes, w/5/8" Front Bolt	610-281	610-333	611-149 ^E	- - -	611-607 ^b
1991	C3500, DRW, Rear Drum Brakes, w/5/8" Front Bolt	610-281	610-333	611-149 ^E	- - -	611-613 ^b
1991	C3500, SRW	610-330	610-326	611-115 ^F	- - -	611-607 ^b
1991	C3500, SRW	610-330	610-326	611-115 ^F	- - -	611-613 ^b
1991	R3500, DRW	610-182	610-194	611-053 ^S	- - -	-
1991	R3500, SRW	610-181	610-189	611-052 ^S	- - -	-
1990	C3500, DRW	610-331	610-333	611-111 ^{Fb}	- - -	611-613 ^b
1990	C3500, DRW	610-331	610-333	611-111 ^{Fb}	611-149 ^E	611-607 ^b
1990	C3500, SRW	610-330	610-326	611-115 ^F	- - -	611-607 ^b
1990	C3500, SRW	610-330	610-326	611-115 ^F	- - -	611-613 ^b
1990	R3500, DRW	610-182	610-194	611-053 ^S	- - -	-
1990	R3500, SRW	610-181	610-189	611-052 ^S	- - -	-
1989-88	C3500, DRW	610-331	610-333	611-111 ^{Fb}	- - -	-
1989-88	C3500, SRW	610-330	610-326	611-110 ^B	- - -	-
1989-88	R30/35/3500, DRW	610-182	610-194	611-053 ^S	- - -	-
1989-88	R30/35/3500, SRW	610-181	610-189	611-052 ^S	- - -	-
1987-75	DRW	610-182	610-194	611-053 ^S	- - -	-
1987-75	SRW	610-181	610-189	611-052 ^S	- - -	-
1974	DRW	610-182	610-193	611-053 ^S	- - -	-
1974	SRW	610-181	610-189	611-052 ^S	- - -	-
1973	DRW	610-182	610-193	611-053 ^S	- - -	-
1973	SRW	610-181	610-180	611-052 ^S	- - -	-
1972-71	DRW	610-182	610-189	611-053 ^S	- - -	-
1972-71	SRW	610-181	610-190	611-052 ^S	- - -	-
1970-68	DRW, w/11,000 Lb Rear Axle	610-076	610-071	611-042 ^H	- - -	-
1970-68	DRW, wo/11,000 Lb Rear Axle	610-185	610-144	611-016 ^S	- - -	-
1970-68	SRW	610-183	610-073	611-046 ^H	- - -	-
1967	DRW, w/11,000 Lb Rear Axle, Cast Hub	610-076	610-071	611-042 ^H	- - -	-
1967	DRW, w/11,000 Lb Rear Axle, Forged Hub	610-076	610-072	611-042 ^H	- - -	-
1967	DRW, wo/11,000 Lb Rear Axle	610-184	610-144	611-016 ^S	- - -	-
1967	SRW	610-183	610-073	611-046 ^H	- - -	-
1966-60	DRW, w/11,000 Lb GVW	610-184	610-144	-	- - -	-
1966-60	DRW, wo/11,000 Lb GVW	610-184	610-144	611-016 ^S	- - -	-
1966-60	SRW	610-183	610-073	611-046 ^H	- - -	-
1959-55	DRW	610-183	610-073	611-016 ^S	- - -	-
1959-55	SRW	610-183	610-074	611-016 ^S	- - -	-
1954-46	DRW	610-183	610-073	611-016 ^S	- - -	-
1954-46	SRW	610-183	610-074	611-027 ^S	- - -	-
CABALLERO						
1987-82	-	610-254	610-254	611-062 ^S	611-085 ^W 611-089 ^{Fs} 611-090 ^{Fb}	-
1981-78	-	610-025	610-186	611-014 ^S	611-070 ^{Dc}	-
CANYON						
2006-04	w/Aluminum Wheels	610-254	-	611-109 ^F	611-063 ^B	611-620 ^b
2006-04	wo/Aluminum Wheels	610-254	-	611-109 ^F	-	611-620 ^b
COLORADO						
2006-04	w/Aluminum Wheels	610-254	-	611-109 ^F	611-063 ^B	611-620 ^b
2006-04	wo/Aluminum Wheels	610-254	-	611-109 ^F	-	611-620 ^b
DENALI, DENALI XL						
2006-01	w/Aluminum Wheels	610-428	610-434	611-110 ^B	611-115 ^F	611-623 ^b
2006-01	wo/Aluminum Wheels	610-428	610-434	611-110 ^B	611-115 ^F	-
EXPRESS 1500						
2005-03	-	610-428	-	611-110 ^B	611-115 ^F	611-623 ^b
2002-96	-	610-329	610-328	611-110 ^B	611-115 ^F	611-607 ^b
EXPRESS 2500						
2006-03	-	610-428	610-428	611-115 ^F	- - -	-
2002-96	w/11.15" Rear Drum	610-330	610-326	611-115 ^F	- - -	611-607 ^b
2002-96	w/13" Rear Drum	610-330	610-325	611-115 ^F	- - -	611-607 ^b
EXPRESS 3500						
2006-03	Rear Stud = M14 x 1.5 x 13	610-435	610-431	611-115 ^F	- - -	-

10 Wheel Stud and Nut Applications

Wheel Stud and Nut Applications



FINISHES:
 b = Black
 c = Chrome
 g = Gray
 s = Stainless

Footnote Example – 611-138^{cc} Dc= Style (D=Dometop Capped Nut) plus Finish (c=Chrome)

Make/Model/ Years	Application	Front Bolt	Rear Bolt	Standard Nut	Optional & Cap Nuts	Nut Covers
CHEVROLET/GMC TRUCK (continued)						
EXPRESS 3500 (continued)						
2006-03	Rear Stud = M14 x 1.5 x 28	610-435	610-436	611-115 ^E	611-202 ^{Db}	-
2002	DRW	610-331	610-333	611-149 ^E	-	611-607 ^{Db}
2002	SRW	610-330	610-437	611-115 ^E	-	611-607 ^{Db}
2001-96	DRW	610-331	610-333	611-149 ^E	-	611-607 ^{Db}
2001-96	SRW	610-330	610-326	611-115 ^E	-	611-607 ^{Db}
G10/15 VAN						
1995-75	-	610-159	610-138	611-016 ^S	611-073 ^{Fs}	-
1974-72	-	610-025	610-186	611-014 ^S	-	-
1971	w/Front Disc Brakes	610-025	610-186	611-014 ^S	-	-
1971	w/Front Drum	610-186	610-186	611-014 ^S	-	-
1970-64	-	610-186	610-186	611-014 ^S	-	-
G20/25 VAN						
1995-85	-	610-159	610-138	611-016 ^S	611-073 ^{Fs} 611-093 ^B	-
1984-72	-	610-159	610-138	611-016 ^S	611-073 ^{Fs}	-
1971	w/Front Disc Brakes	610-159	610-138	611-016 ^S	611-073 ^{Fs}	-
1971	w/Front Drum	610-186	610-186	611-014 ^S	-	-
1970-67	-	610-186	610-186	611-014 ^S	-	-
G30/35 VAN						
1996-85	w/13" x 2-1/2" Rear Drum, JB/JD7 Brake Code	610-181	610-284	611-052 ^S	-	-
1996-85	w/13" x 3-1/2" Rear Drum, JB8 Brake Code, DRW	610-182	610-194	611-053 ^S	-	-
1996-85	w/13" x 3-1/2" Rear Drum, JB8 Brake Code, SRW	610-182	610-189	611-052 ^S	-	-
1984-83	DRW	610-182	610-194	611-053 ^S	-	-
1984-83	SRW	610-181	610-284	611-052 ^S	-	-
1982-81	DRW	610-182	610-194	611-053 ^S	-	-
1982-81	SRW	610-181	610-189	611-052 ^S	-	-
1980-75	DRW	610-182	610-194	611-053 ^S	-	-
1980-75	SRW, w/11.15" Rear Drum	610-181	610-188	611-052 ^S	-	-
1980-75	SRW, w/13" Rear Drum	610-181	610-189	611-052 ^S	-	-
1974	DRW	610-182	610-193	611-053 ^S	-	-
1974	SRW, w/11.15" Rear Drum	610-181	610-188	611-052 ^S	-	-
1974	SRW, w/13" Rear Drum	610-181	610-189	611-052 ^S	-	-
1973-72	DRW	610-182	610-193	611-053 ^S	-	-
1973-72	SRW, w/11.15" Rear Drum	610-181	610-188	611-052 ^S	-	-
1973-72	SRW, w/13" Rear Drum	610-181	610-180	611-052 ^S	-	-
1971	w/Front Disc Brakes	610-181	610-190	611-052 ^S	-	-
1971	w/Front Drum, Front	610-183	-	611-027 ^S	-	-
1971	w/Front Drum, Rear	-	610-188	611-052 ^S	-	-
JIMMY						
1991-87	-	610-179	610-186	611-014 ^S	611-070 ^{Dc} 611-145 ^{Dc}	-
1986-71	2WD	610-159	610-138	611-016 ^S	611-073 ^{Fs}	-
1986-71	4WD	610-179	610-186	611-014 ^S	611-070 ^{Dc} 611-145 ^{Dc}	-
1970-69	2WD	610-186	610-186	611-014 ^S	-	-
1970-69	4WD	610-041	610-186	611-014 ^S	-	-
K,V10/15/1500 PICKUP/SUBURBAN (1/2-TON 4WD)						
1999-92	Pickup, w/11.86" Front Rotor, JB/JD5 Brake Code	610-327	610-328	611-110 ^B	611-115 ^E	611-607 ^{Db}
1999-92	Pickup, w/12.5" Front Rotor, JB/JD6-7 Brake Code	610-327	610-325	611-110 ^B	611-115 ^E	611-607 ^{Db}
1999-92	Suburban, w/Diesel Eng	610-332	610-325	611-110 ^B	611-115 ^E	611-607 ^{Db}
1999-92	Suburban, w/Gas Eng, w/11.15" Rear Drum	610-327	610-328	611-110 ^B	611-115 ^E	611-607 ^{Db}
1999-92	Suburban, w/Gas Eng, w/13" Rear Drum	610-327	610-325	611-110 ^B	611-115 ^E	611-607 ^{Db}
1991-90	Pickup, w/10" Rear Drum	610-327	610-328	611-115 ^E	-	611-607 ^{Db}
1991-90	Pickup, w/10" Rear Drum	610-327	610-328	611-115 ^E	-	611-613 ^{Db}
1991-90	Pickup, w/10" Rear Drum	610-327	610-328	611-115 ^E	-	611-614 ^{Db}
1991-90	Pickup, w/11.15" Rear Drum	610-327	610-325	611-115 ^E	-	611-607 ^{Db}
1991-90	Pickup, w/11.15" Rear Drum	610-327	610-325	611-115 ^E	-	611-613 ^{Db}
1991-90	Pickup, w/11.15" Rear Drum	610-327	610-325	611-115 ^E	-	611-614 ^{Db}
1991-90	Suburban	610-179	610-186	611-014 ^S	611-070 ^{Dc} 611-145 ^{Dc}	-
1989-88	Pickup, w/10" Rear Drum	610-327	610-328	611-110 ^B	611-152 ^{Fb}	-
1989-88	Pickup, w/11.15" Rear Drum	610-327	610-325	611-110 ^B	611-152 ^{Fb}	-
1989-88	Suburban	610-179	610-186	611-014 ^S	611-070 ^{Dc} 611-145 ^{Dc}	-
1987-82	-	610-179	610-186	611-014 ^S	611-070 ^{Dc} 611-145 ^{Dc}	-

Dot 1 The Dot 1 package option allows you to sell in single piece quantity.
 See page 131 for details.

10

Wheel Stud and Nut Applications

Wheel Stud and Nut Applications

STYLES:



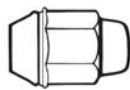
A = Acorn



B = Bulge



C = Cover



D = Dometop Capped Nut



E = External Thread



F = Flattop Capped Nut

FINISHES:

b = Black
c = Chrome
g = Gray
s = Stainless

Footnote Example – 611-138^{b,c} Dc= Style (D=Dometop Capped Nut) plus Finish (c=Chrome)

Make/Model/ Years	Application	Front Bolt	Rear Bolt	Standard Nut	Optional & Cap Nuts	Nut Covers
CHEVROLET/GMC TRUCK (continued)						
K,V10/15/1500 PICKUP/SUBURBAN (1/2-TON 4WD) (continued)						
1981-71	-	610-179	610-186	611-014 ^s	611-070 ^{b,c}	-
1970-67	-	610-041	610-186	611-014 ^s	-	-
1966-65	w/Rear Coil Springs	610-041	610-186	611-014 ^s	-	-
1966-65	w/Rear Leaf Springs	610-041	610-025	611-014 ^s	-	-
1964	-	610-041	610-025	611-014 ^s	-	-
1963	-	610-186	610-186	611-014 ^s	-	-
1962-60	w/Positraction Rear	610-024	-	611-014 ^s	-	-
1962-60	wo/Positraction Rear	610-024	610-025	611-014 ^s	-	-
1959-55	w/Positraction Rear	610-024	610-186	611-014 ^s	-	-
1959-55	wo/Positraction Rear	610-024	610-025	611-014 ^s	-	-
1954-51	-	610-024	610-025	611-014 ^s	-	-
K,V20/25/2500 PICKUP/SUBURBAN (3/4-TON 4WD)						
2000-92	w/11.15" Rear Drum	610-327	610-325	611-115 ^f	-	611-607 ^b
2000-92	w/13" Rear Drum, 7200 Lb GVW	610-327	610-325	611-115 ^f	-	611-607 ^b
2000-92	w/13" Rear Drum, 8600 Lb GVW	610-332	610-326	611-115 ^f	-	611-607 ^b
1991-90	Pickup, w/11.15" Rear Drum	610-332	610-325	611-115 ^f	-	611-607 ^b
1991-90	Pickup, w/11.15" Rear Drum	610-332	610-325	611-115 ^f	-	611-613 ^b
1991-90	Pickup, w/13" Rear Drum	610-332	610-326	611-115 ^f	-	611-607 ^b
1991-90	Pickup, w/13" Rear Drum	610-332	610-326	611-115 ^f	-	611-613 ^b
1991-90	Suburban, w/10.5" Ring Gear	610-180	610-189	611-052 ^s	-	-
1991-90	Suburban, w/9.5" Ring Gear	610-180	610-284	611-052 ^s	-	-
1989-88	Pickup	610-332	610-325	611-110 ^b	-	-
1989-88	Suburban, w/10.5" Ring Gear	610-180	610-189	611-052 ^s	-	-
1989-88	Suburban, w/9.5" Ring Gear	610-180	610-284	611-052 ^s	-	-
1987-82	w/11.15" Rear Drum	610-180	610-284	611-052 ^s	-	-
1987-82	w/13" Rear Drum, w/10.5" Ring Gear	610-180	610-189	611-052 ^s	-	-
1987-82	w/13" Rear Drum, w/9.5" Ring Gear	610-180	610-284	611-052 ^s	-	-
1981	w/11.15" Rear Drum, 2" Rear Bolt	610-180	610-284	611-052 ^s	-	-
1981	w/11.15" Rear Drum, 2.75" Rear Bolt	610-180	610-188	611-052 ^s	-	-
1981	w/13" Rear Drum, w/10.5" Ring Gear	610-180	610-189	611-052 ^s	-	-
1981	w/13" Rear Drum, w/9.5" Ring Gear	610-180	610-284	611-052 ^s	-	-
1980-74	w/11.15" Rear Drum	610-180	610-188	611-052 ^s	-	-
1980-74	w/13" Rear Drum	610-180	610-189	611-052 ^s	-	-
1973	-	610-180	610-188	611-052 ^s	-	-
1972-71	-	610-180	610-190	611-052 ^s	-	-
1970-63	-	610-153	610-192	611-016 ^s	-	-
1962-61	5/8" Thick Forged Rear Hub	610-153	610-074	611-016 ^s	-	-
1962-61	7/8" Thick Forged Rear Hub	610-153	-	611-016 ^s	-	-
1960	5/8" Thick Forged Rear Hub	610-153	610-074	611-016 ^s	-	-
1960	7/8" Thick Cast Rear Hub	610-153	610-192	611-016 ^s	-	-
1959-46	5/8" Thick Forged Rear Hub	610-074	610-074	611-016 ^s	-	-
1959-46	7/8" Thick Cast Rear Hub	610-074	610-192	611-016 ^s	-	-
K,V30/35/3500 PICKUP (1-TON 4WD)						
2000-92	DRW	610-332	610-333	611-149 ^f	-	611-607 ^b
2000-92	SRW	610-332	610-326	611-115 ^f	-	611-607 ^b
1991	K3500, DRW, Rear Disc Brakes	610-332	610-392	611-055 ^s	-	-
1991	K3500, DRW, Rear Drum Brakes	610-332	610-333	611-149 ^f	-	611-607 ^b
1991	K3500, DRW, Rear Drum Brakes	610-332	610-333	611-149 ^f	-	611-613 ^b
1991	K3500, SRW	610-332	610-326	611-115 ^f	-	611-607 ^b
1991	K3500, SRW	610-332	610-326	611-115 ^f	-	611-613 ^b
1991	V3500	610-283	610-189	611-052 ^s	-	-
1990	K3500, DRW	610-332	610-333	611-111 ^{fb}	-	611-613 ^b
1990	K3500, DRW	610-332	610-333	611-111 ^{fb}	611-149 ^f	611-607 ^b
1990	K3500, SRW	610-332	610-326	611-115 ^f	-	611-607 ^b
1990	K3500, SRW	610-332	610-326	611-115 ^f	-	611-613 ^b
1990	V3500	610-283	610-189	611-052 ^s	-	-
1989	K3500, DRW	610-332	610-333	611-111 ^{fb}	-	-
1989	K3500, SRW	610-332	610-326	611-110 ^b	-	-
1989	V3500	610-283	610-189	611-052 ^s	-	-
1988	K3500, DRW	610-332	610-333	611-111 ^{fb}	-	-
1988	K3500, SRW	610-332	610-326	611-110 ^b	-	-
1988	V30/35, DRW	610-282	610-194	611-053 ^s	-	-
1988	V30/35, SRW	610-283	610-189	611-052 ^s	-	-
1987-79	DRW	610-282	610-194	611-053 ^s	-	-
1987-79	SRW	610-283	610-189	611-052 ^s	-	-
1978-77	DRW	610-282	610-076	611-053 ^s	-	-

10

Wheel Stud and Nut Applications

Wheel Stud and Nut Applications



Footnote Example – 611-138^{bc} Dc= Style (D=Dometop Capped Nut) plus Finish (c=Chrome)

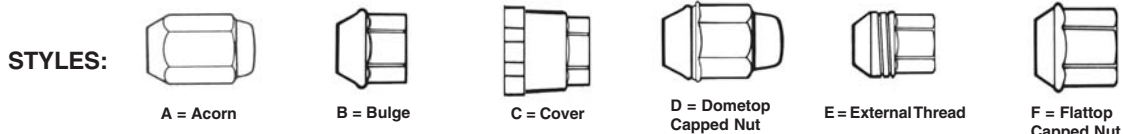
Make/Model/ Years	Application	Front Bolt	Rear Bolt	Standard Nut	Optional & Cap Nuts	Nut Covers
CHEVROLET/GMC TRUCK (continued)						
K,V30/35/3500 PICKUP (1-TON 4WD) (continued)						
1978-77	SRW	610-283	610-189	611-052 ^s	-	-
LLV (POSTAL VEHICLE)						
1995-89	-	610-254	610-254	611-062 ^s	-	-
1988-87	-	610-254	610-254	611-112 ^B	-	-
LUV PICKUP						
1981-80	2WD	610-262	610-261	611-062 ^s	-	-
1981-80	4WD	610-262	610-261	611-137 ^{Mc}	-	-
1979-78	2WD	610-262	610-261	611-072 ^s	-	-
1979-78	4WD	610-262	610-261	-	-	-
1977-72	-	610-262	610-261	611-072 ^s	-	-
P10/15 FORWARD CONTROL 1/2-TON CHASSIS						
1980-71	-	610-159	610-138	611-016 ^s	-	-
1970-67	w/Finned Drum	610-186	610-041	611-014 ^s	-	-
1970-67	wo/Finned Drum	610-041	610-041	611-014 ^s	-	-
1966-65	Front, w/Finned Drum	610-186	-	611-014 ^s	-	-
1966-65	Front, wo/Finned Drum	610-041	-	611-014 ^s	-	-
1966-65	Rear, w/ Leaf Springs	-	610-096	611-014 ^s	-	-
1966-65	Rear, w/Coil Springs	-	610-041	611-014 ^s	-	-
1964-60	w/Finned Drum	610-186	610-041	611-014 ^s	-	-
1964-60	wo/Finned Drum	610-041	610-041	611-014 ^s	-	-
1959-58	w/Finned Drum or Positraction	610-186	610-186	611-014 ^s	-	-
1959-58	wo/Finned Drum or Positraction	610-041	610-041	611-014 ^s	-	-
1957-51	w/Finned Drum	610-186	610-041	611-014 ^s	-	-
1957-51	wo/Finned Drum	610-041	610-041	611-014 ^s	-	-
P20/25 FORWARD CONTROL 3/4-TON CHASSIS						
1989-81	-	610-181	610-284	611-052 ^s	-	-
1980-71	w/11.15" Rear Drum	610-181	610-188	611-052 ^s	-	-
1980-71	w/13" Rear Drum	610-181	610-189	611-052 ^s	-	-
1970-68	-	610-074	610-073	611-027 ^s	-	-
1967	-	610-074	610-192	611-016 ^s	-	-
1966-46	5/8" Thick Forged Rear Hub	610-074	610-074	611-016 ^s	-	-
1966-46	7/8" Thick Cast Rear Hub	610-074	610-192	611-016 ^s	-	-
P30/35 FORWARD CONTROL 1-TON CHASSIS						
1999-98	Front, DRW, Rear Disc Brakes, 5/8-18 Stud	610-281	610-429	611-055 ^s	-	-
1999-98	Front, DRW, Rear Drum Brakes	610-182	-	611-053 ^s	-	-
1999-98	Front, SRW	610-181	-	611-052 ^s	-	-
1999-98	Rear, Exc. Motor Home, w/Cab, DRW, w/Rear Disc	-	610-429	611-055 ^s	-	-
1999-98	Rear, Exc. Motor Home, w/Cab, DRW, w/Rear Drum	-	610-194	611-053 ^s	-	-
1999-98	Rear, Exc. Motor Home, w/Cab, SRW	-	610-189	611-052 ^s	-	-
1997	DRW, Rear Disc Brakes, 5/8-18 Stud	610-281	610-429	611-055 ^s	-	-
1997	DRW, Rear Drum Brakes	610-182	610-194	611-053 ^s	-	-
1997	SRW	610-181	610-189	611-052 ^s	-	-
1996-95	DRW, Rear Disc Brakes	610-281	-	611-055 ^s	-	-
1996-95	DRW, Rear Drum Brakes	610-182	610-194	611-053 ^s	-	-
1996-95	SRW	610-181	610-189	611-052 ^s	-	-
1994-91	DRW, Rear Disc Brakes	610-281	610-392	611-055 ^s	-	-
1994-91	DRW, Rear Drum Brakes	610-182	610-194	611-053 ^s	-	-
1994-91	SRW	610-182	610-189	611-052 ^s	-	-
1990-77	DRW, Rear Disc Brakes	610-281	610-392	611-055 ^s	-	-
1990-77	DRW, Rear Drum Brakes	610-182	610-194	611-053 ^s	-	-
1990-77	SRW	610-181	610-189	611-052 ^s	-	-
1976-75	DRW, w/13" Rear Drum	610-182	610-194	611-053 ^s	-	-
1976-75	DRW, w/15" Rear Drum	610-182	610-071	611-055 ^s	-	-
1976-75	SRW	610-181	610-189	611-052 ^s	-	-
1974	DRW, w/13" Rear Drum	610-182	610-193	611-053 ^s	-	-
1974	DRW, w/15" Rear Drum	610-182	610-071	611-055 ^s	-	-
1974	SRW	610-181	610-189	611-052 ^s	-	-
1973	DRW, w/13" Rear Drum	610-182	610-193	611-053 ^s	-	-
1973	DRW, w/15" Rear Drum	610-182	610-071	611-055 ^H	-	-
1973	SRW	610-181	610-189	611-052 ^s	-	-
1972	DRW	610-182	610-189	611-053 ^s	-	-
1972	SRW	610-181	610-189	611-052 ^s	-	-
1971	DRW	610-182	610-189	611-053 ^s	-	-

Dot 1 The Dot 1 package option allows you to sell in single piece quantity. See page 131 for details.

10

Wheel Stud and Nut Applications

Wheel Stud and Nut Applications



FINISHES:
 b = Black
 c = Chrome
 g = Gray
 s = Stainless

Footnote Example – 611-138^{b,c} Dc= Style (D=Dometop Capped Nut) plus Finish (c=Chrome)

10 Wheel Stud and Nut Applications

Make/Model/ Years	Application	Front Bolt	Rear Bolt	Standard Nut	Optional & Cap Nuts	Nut Covers
CHEVROLET/GMC TRUCK (continued)						
P30/35 FORWARD CONTROL 1-TON CHASSIS (continued)						
1971	SRW	610-181	610-188	611-052 ^s	- - - -	-
1970-68	DRW, w/11,000 Lb GVW	610-076	610-071	611-042 ^h	- - - -	-
1970-68	DRW, wo/11,000 Lb GVW	610-185	610-144	611-046 ^h	- - - -	-
1970-68	SRW	610-183	610-073	611-016 ^s	- - - -	-
1967	DRW, w/11,000 Lb Rear Axle, w/Cast Hub	610-076	610-071	611-042 ^h	- - - -	-
1967	DRW, w/11,000 Lb Rear Axle, w/Forged Hub	610-076	610-072	611-042 ^h	- - - -	-
1967	DRW, wo/11,000 Lb Rear Axle	610-185	610-144	611-046 ^h	- - - -	-
1967	SRW	610-183	610-073	611-016 ^s	- - - -	-
1966-60	DRW	610-185	610-144	611-046 ^h	- - - -	-
1966-60	SRW	610-183	610-073	611-016 ^s	- - - -	-
1959-55	DRW	610-183	610-073	611-016 ^s	- - - -	-
P30/35 FORWARD CONTROL 1-TON CHASSIS						
1959-55	SRW	610-183	610-074	611-016 ^s	- - - -	-
1954-46	DRW	610-183	610-073	611-016 ^s	- - - -	-
1954-46	SRW	610-183	610-074	611-027 ^s	- - - -	-
S10/15 BLAZER, JIMMY, PICKUP, SONOMA, SYCLONE, TYPHOON						
2005-03	w/Aluminum Wheels, Rear Stud = M12 x 1.5 x 40	610-254	610-254	611-109 ^f	- - - -	611-605 ^{cb}
2005-03	w/Steel Or Painted Aluminum Wheels, Rear Stud = M12 x 1.5 x 40	610-254	610-254	611-109 ^f	- - - -	611-615 ^{cb}
2004-03	w/Aluminum Wheels, Rear Stud = M12 x 1.5 x 44	610-254	610-434	611-109 ^f	- - - -	611-605 ^{cb}
2004-03	w/Steel Or Painted Aluminum Wheels, Rear Stud = M12 x 1.5 x 44	610-254	610-434	611-109 ^f	- - - -	611-615 ^{cb}
2002-91	-	610-254	610-254	611-062 ^s	611-109 ^f	611-605 ^{cb}
2002-91	-	610-254	610-254	611-062 ^s	611-109 ^f	611-615 ^{cb}
2002-91	-	610-254	610-254	611-062 ^s	611-109 ^f	611-616 ^{cb}
1990-89	-	610-254	610-254	611-062 ^s	611-084 ^{dc} 611-109 ^f	-
1988-87	-	610-254	610-254	611-084 ^{dc}	611-109 ^f 611-112 ^b	-
1986-82	-	610-254	610-254	611-084 ^{dc}	611-112 ^b	-
S10/15 TRAILBLAZER, ENVOY						
2006-02	-	610-486	610-486	611-063 ^b	- - - -	-
SAFARI VAN						
2006-03	w/Aluminum Wheels	-	610-434	611-115 ^f	- - - -	611-623 ^{cb}
2006-03	wo/Aluminum Wheels	-	610-434	611-115 ^f	- - - -	-
2002-96	2WD	610-159	610-138	611-016 ^s	611-093 ^b 611-178 ^f	611-611 ^{cb}
2002-96	4WD	610-126	610-138	611-016 ^s	611-093 ^b 611-178 ^f	611-611 ^{cb}
1995-90	2WD	610-159	610-138	611-016 ^s	611-093 ^b 611-123 ^{fb}	-
1995-90	4WD	610-126	610-138	611-016 ^s	611-093 ^b 611-123 ^{fb}	-
1989-85	-	610-159	610-138	611-016 ^s	611-123 ^{fb}	-
SAVANA 1500						
2006-03	-	610-428	-	611-110 ^b	611-115 ^f	611-623 ^{cb}
2002-96	-	610-329	610-328	611-110 ^b	611-115 ^f	611-607 ^{cb}
SAVANA 2500						
2006-03	-	610-428	610-428	611-115 ^f	- - - -	-
2002-96	w/11.15" Rear Drum	610-330	610-326	611-115 ^f	- - - -	611-607 ^{cb}
2002-96	w/13" Rear Drum	610-330	610-325	611-115 ^f	- - - -	611-607 ^{cb}
SAVANA 3500						
2006-03	Rear Stud = M14 x 1.5 x 13	610-435	610-431	611-115 ^f	- - - -	-
2006-03	Rear Stud = M14 x 1.5 x 28	610-435	610-436	611-115 ^f	611-202 ^{db}	-
2002	DRW	610-331	610-333	611-149 ^f	- - - -	611-607 ^{cb}
2002	SRW	610-330	610-437	611-115 ^f	- - - -	611-607 ^{cb}
2001-96	DRW	610-331	610-333	611-149 ^f	- - - -	611-607 ^{cb}
2001-96	SRW	610-330	610-326	611-115 ^f	- - - -	611-607 ^{cb}
SIERRA 1500 PICKUP/SUBURBAN						
2006-00	w/Aluminum Wheels, Rear Stud = M12 x 1.5 x 44	610-428	610-434	611-110 ^b	- - - -	611-623 ^{cb}
2006-00	w/Aluminum Wheels, Rear Stud = M14 x 1.5 x 29	610-428	610-428	611-110 ^b	- - - -	611-623 ^{cb}
2006-00	wo/Aluminum Wheels, Rear Stud = M12 x 1.5 x 44	610-428	610-434	611-115 ^f	- - - -	-
2006-00	wo/Aluminum Wheels, Rear Stud = M14 x 1.5 x 29	610-428	610-428	611-115 ^f	- - - -	-

Wheel Stud and Nut Applications



FINISHES:
 b = Black
 c = Chrome
 g = Gray
 s = Stainless

Footnote Example – 611-138^{bc} Dc= Style (D=Dometop Capped Nut) plus Finish (c=Chrome)

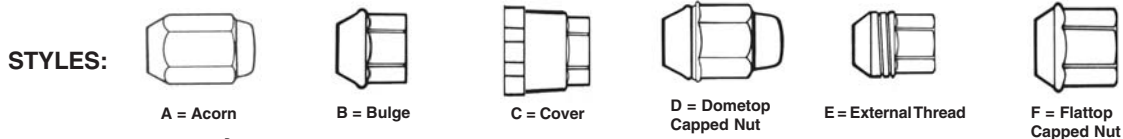
Make/Model/ Years	Application	Front Bolt	Rear Bolt	Standard Nut	Optional & Cap Nuts			Nut Covers
CHEVROLET/GMC TRUCK (continued)								
SIERRA 1500 PICKUP/SUBURBAN (continued)								
1999	w/Aluminum Wheels, Rear Stud = M12 x 1.5 x 44	610-428	610-434	611-110 ^B	-	-	-	611-623 ^{db}
1999	w/Aluminum Wheels, Rear Stud = M14 x 1.5 x 29	610-428	610-428	611-110 ^B	-	-	-	611-623 ^{db}
1999	wo/Aluminum Wheels, Rear Stud = M12 x 1.5 x 44	610-428	610-434	611-115 ^E	-	-	-	611-622 ^{db}
1999	wo/Aluminum Wheels, Rear Stud = M14 x 1.5 x 29	610-428	610-428	611-115 ^E	-	-	-	611-622 ^{db}
SIERRA 2500 PICKUP/SUBURBAN								
2006-01	w/Aluminum Wheels, Rear Stud = M14 x 1.5 x 13	610-428	610-431	611-110 ^B	-	-	-	611-623 ^{db}
2006-01	w/Aluminum Wheels, Rear Stud = M14 x 1.5 x 28	610-428	610-436	611-110 ^B	-	-	-	611-623 ^{db}
2006-01	w/Aluminum Wheels, Rear Stud = M14 x 1.5 x 29	610-428	610-428	611-110 ^B	-	-	-	611-623 ^{db}
2006-01	wo/Aluminum Wheels, Rear Stud = M14 x 1.5 x 13	610-428	610-431	611-115 ^E	-	-	-	-
SIERRA 2500 PICKUP/SUBURBAN								
2006-01	wo/Aluminum Wheels, Rear Stud = M14 x 1.5 x 28	610-428	610-436	611-115 ^E	-	-	-	-
2006-01	wo/Aluminum Wheels, Rear Stud = M14 x 1.5 x 29	610-428	610-428	611-115 ^E	-	-	-	-
2000	w/Aluminum Wheels, Rear Stud = M14 x 1.5 x 13	610-428	610-431	611-110 ^B	-	^E	-	611-623 ^{db}
2000	w/Aluminum Wheels, Rear Stud = M14 x 1.5 x 29	610-428	610-428	611-110 ^B	-	-	-	611-623 ^{db}
2000	wo/Aluminum Wheels, Rear Stud = M14 x 1.5 x 13	610-428	610-431	611-115 ^E	-	-	-	-
2000	wo/Aluminum Wheels, Rear Stud = M14 x 1.5 x 29	610-428	610-428	611-115 ^E	-	-	-	-
1999	w/Aluminum Wheels, Rear Stud = M14 x 1.5 x 13	610-428	610-431	611-110 ^B	-	-	-	611-623 ^{db}
1999	w/Aluminum Wheels, Rear Stud = M14 x 1.5 x 29	610-428	610-428	611-110 ^B	-	-	-	611-623 ^{db}
1999	wo/Aluminum Wheels, Rear Stud = M14 x 1.5 x 13	610-428	610-431	611-115 ^E	-	-	-	611-622 ^{db}
1999	wo/Aluminum Wheels, Rear Stud = M14 x 1.5 x 29	610-428	610-428	611-115 ^E	-	-	-	611-622 ^{db}
SIERRA 3500 PICKUP								
2006-01	w/Aluminum Wheels, Front Stud = M14 x 1.5 x 29	610-428	610-436	611-202 ^{Db}	-	-	-	611-623 ^{db}
2006-01	w/Aluminum Wheels, Front Stud = M14 x 1.5 x 37	610-435	610-436	611-202 ^{Db}	-	-	-	611-623 ^{db}
2006-01	wo/Aluminum Wheels, Front Stud = M14 x 1.5 x 29	610-428	610-436	611-202 ^{Db}	-	-	-	-
2006-01	wo/Aluminum Wheels, Front Stud = M14 x 1.5 x 37	610-435	610-436	611-202 ^{Db}	-	-	-	-
SIERRA C3								
2001	w/Aluminum Wheels	610-435	610-436	611-202 ^{Db}	-	-	-	611-623 ^{db}
2001	wo/Aluminum Wheels	610-435	610-436	611-202 ^{Db}	-	-	-	-
SIERRA DENALI								
2006-02	w/Aluminum Wheels	610-428	610-434	611-110 ^B	611-115 ^E	-	-	611-623 ^{db}
2006-02	wo/Aluminum Wheels	610-428	610-434	611-110 ^B	611-115 ^E	-	-	-
SILVERADO 1500 PICKUP/SUBURBAN								
2006-00	w/Aluminum Wheels, Rear Stud = M12 x 1.5 x 44	610-428	610-434	611-110 ^B	-	-	-	611-623 ^{db}
2006-00	w/Aluminum Wheels, Rear Stud = M14 x 1.5 x 29	610-428	610-428	611-110 ^B	-	-	-	611-623 ^{db}
2006-00	wo/Aluminum Wheels, Rear Stud = M12 x 1.5 x 44	610-428	610-434	611-115 ^E	-	-	-	-
2006-00	wo/Aluminum Wheels, Rear Stud = M14 x 1.5 x 29	610-428	610-428	611-115 ^E	-	-	-	-
1999	w/Aluminum Wheels, Rear Stud = M12 x 1.5 x 44	610-428	610-434	611-110 ^B	-	-	-	611-623 ^{db}
1999	w/Aluminum Wheels, Rear Stud = M14 x 1.5 x 29	610-428	610-428	611-110 ^B	-	-	-	611-623 ^{db}

Dot 1 The Dot 1 package option allows you to sell in single piece quantity.
 See page 131 for details.

10

Wheel Stud and Nut Applications

Wheel Stud and Nut Applications



FINISHES:
 b = Black
 c = Chrome
 g = Gray
 s = Stainless

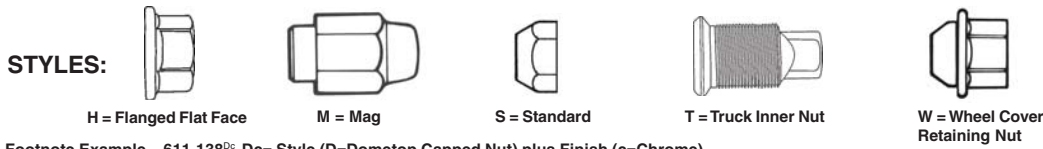
Footnote Example – 611-138^{b,c} Dc= Style (D=Dometop Capped Nut) plus Finish (c=Chrome)

Make/Model/ Years	Application	Front Bolt	Rear Bolt	Standard Nut	Optional & Cap Nuts				Nut Covers
CHEVROLET/GMC TRUCK (continued)									
SILVERADO 1500 PICKUP/SUBURBAN (continued)									
1999	wo/Aluminum Wheels, Rear Stud = M12 x 1.5 x 44	610-428	610-434	611-115 ^E	-	-	-	-	611-622 ^b
1999	wo/Aluminum Wheels, Rear Stud = M14 x 1.5 x 29	610-428	610-428	611-115 ^E	-	-	-	-	611-622 ^b
SILVERADO 2500 PICKUP/SUBURBAN									
2006-01	w/Aluminum Wheels, Rear Stud = M14 x 1.5 x 13	610-428	610-431	611-110 ^B	-	-	-	-	611-623 ^b
2006-01	w/Aluminum Wheels, Rear Stud = M14 x 1.5 x 28	610-428	610-436	611-110 ^B	-	-	-	-	611-623 ^b
2006-01	w/Aluminum Wheels, Rear Stud = M14 x 1.5 x 29	610-428	610-428	611-110 ^B	-	-	-	-	611-623 ^b
2006-01	wo/Aluminum Wheels, Rear Stud = M14 x 1.5 x 13	610-428	610-431	611-115 ^F	-	-	-	-	-
2006-01	wo/Aluminum Wheels, Rear Stud = M14 x 1.5 x 28	610-428	610-436	611-115 ^F	-	-	-	-	-
2006-01	wo/Aluminum Wheels, Rear Stud = M14 x 1.5 x 29	610-428	610-428	611-115 ^F	-	-	-	-	-
2000	w/Aluminum Wheels, Rear Stud = M14 x 1.5 x 13	610-428	610-431	611-110 ^B	-	-	-	-	611-623 ^b
2000	w/Aluminum Wheels, Rear Stud = M14 x 1.5 x 29	610-428	610-428	611-110 ^B	-	-	-	-	611-623 ^b
2000	wo/Aluminum Wheels, Rear Stud = M14 x 1.5 x 13	610-428	610-431	611-115 ^F	-	-	-	-	-
2000	wo/Aluminum Wheels, Rear Stud = M14 x 1.5 x 29	610-428	610-428	611-115 ^F	-	-	-	-	-
1999	w/Aluminum Wheels, Rear Stud = M14 x 1.5 x 13	610-428	610-431	611-110 ^B	-	-	-	-	611-623 ^b
1999	w/Aluminum Wheels, Rear Stud = M14 x 1.5 x 29	610-428	610-428	611-110 ^B	-	-	-	-	611-623 ^b
1999	wo/Aluminum Wheels, Rear Stud = M14 x 1.5 x 13	610-428	610-431	611-115 ^F	-	-	-	-	611-622 ^b
1999	wo/Aluminum Wheels, Rear Stud = M14 x 1.5 x 29	610-428	610-428	611-115 ^F	-	-	-	-	611-622 ^b
SILVERADO 3500 PICKUP									
2006-01	w/Aluminum Wheels, Front Stud = M14 x 1.5 x 29	610-428	610-436	611-202 ^b	-	-	-	-	611-623 ^b
2006-01	w/Aluminum Wheels, Front Stud = M14 x 1.5 x 37	610-435	610-436	611-202 ^b	-	-	-	-	611-623 ^b
2006-01	wo/Aluminum Wheels, Front Stud = M14 x 1.5 x 29	610-428	610-436	611-202 ^b	-	-	-	-	-
2006-01	wo/Aluminum Wheels, Front Stud = M14 x 1.5 x 37	610-435	610-436	611-202 ^b	-	-	-	-	-
SPRINT									
1977-73	-	610-025	610-186	611-014 ^S	611-070 ^{Dc}	-	-	-	-
1972	-	610-186	610-186	611-014 ^S	-	-	-	-	-
1971	w/Front Disc Brakes	610-025	610-186	611-014 ^S	-	-	-	-	-
1971	w/Front Drum	610-186	610-186	611-014 ^S	-	-	-	-	-
SSR									
2006-04	-	610-486	610-486	611-063 ^B	-	-	-	-	-
TAHOE									
2006-01	w/Aluminum Wheels	610-428	610-434	611-110 ^B	611-115 ^E	-	-	-	611-623 ^b
2006-01	w/Off Road Appearance Pkg	610-428	610-434	611-110 ^B	611-115 ^E	-	-	-	611-607 ^b
2006-01	wo/Aluminum Wheels	610-428	610-434	611-110 ^B	611-115 ^E	-	-	-	-
2000	w/Aluminum Wheels	610-428	610-428	611-110 ^B	611-115 ^E	-	-	-	611-623 ^b
2000	wo/Aluminum Wheels	610-428	610-428	611-110 ^B	611-115 ^E	-	-	-	611-622 ^b
1999-95	2WD, Diesel Eng	610-330	610-328	611-110 ^B	611-115 ^E	-	-	-	611-607 ^b
1999-95	2WD, Gas Eng	610-329	610-328	611-110 ^B	611-115 ^E	-	-	-	611-607 ^b
1999-95	4WD, Diesel Eng	610-332	610-328	611-110 ^B	611-115 ^E	-	-	-	611-607 ^b
1999-95	4WD, Gas Eng	610-327	610-328	611-110 ^B	611-115 ^E	-	-	-	611-607 ^b
TRACKER									
2004-03	-	610-336	610-336	611-231 ^S	-	-	-	-	-
2002-98	-	610-336	610-336	611-064 ^S	-	-	-	-	-
YUKON									
2006-01	w/Aluminum Wheels	610-428	610-434	611-110 ^B	611-115 ^E	-	-	-	611-623 ^b
2006-01	w/Off Road Appearance Pkg	610-428	610-434	611-110 ^B	611-115 ^E	-	-	-	611-607 ^b
2006-01	wo/Aluminum Wheels	610-428	610-434	611-110 ^B	611-115 ^E	-	-	-	-

10

Wheel Stud and Nut Applications

Wheel Stud and Nut Applications



FINISHES:
 b = Black
 c = Chrome
 g = Gray
 s = Stainless

Footnote Example – 611-138^{b,c} Dc= Style (D=Dometop Capped Nut) plus Finish (c=Chrome)

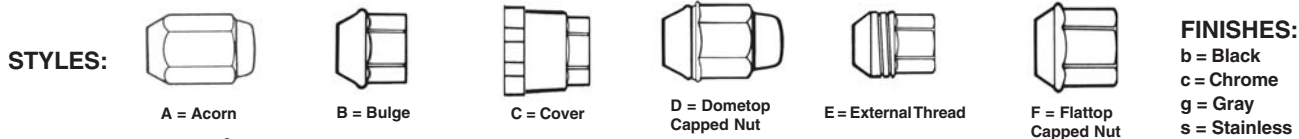
Make/Model/ Years	Application	Front Bolt	Rear Bolt	Standard Nut	Optional & Cap Nuts	Nut Covers
CHEVROLET/GMC TRUCK (continued)						
YUKON (continued)						
2000	w/Aluminum Wheels	610-428	610-428	611-110 ^B	611-115 ^E	611-623 ^{Db}
2000	wo/Aluminum Wheels	610-428	610-428	611-110 ^B	611-115 ^E	611-622 ^{Db}
1999-94	2WD, Diesel Eng	610-330	610-328	611-110 ^B	611-115 ^E	611-607 ^{Db}
1999-94	2WD, Gas Eng	610-329	610-328	611-110 ^B	611-115 ^E	611-607 ^{Db}
1999-94	4WD, Diesel Eng	610-332	610-328	611-110 ^B	611-115 ^E	611-607 ^{Db}
1999-94	4WD, Gas Eng	610-327	610-328	611-110 ^B	611-115 ^E	611-607 ^{Db}
1993-92	-	610-327	610-328	611-110 ^B	611-115 ^E	611-607 ^{Db}
YUKON XL 1500						
2006-00	w/Aluminum Wheels	610-428	610-434	611-110 ^B	611-115 ^E	611-623 ^{Db}
2006-00	wo/Aluminum Wheels	610-428	610-434	611-110 ^B	611-115 ^E	-
YUKON XL 2500						
2006-01	w/Aluminum Wheels, Rear Stud = M14 x 1.5 x 13	610-428	610-431	611-110 ^B	611-115 ^E	611-623 ^{Db}
2006-01	w/Aluminum Wheels, Rear Stud = M14 x 1.5 x 28	610-428	610-436	611-110 ^B	611-115 ^E	611-623 ^{Db}
2006-01	w/Aluminum Wheels, Rear Stud = M14 x 1.5 x 29	610-428	610-428	611-110 ^B	611-115 ^E	611-623 ^{Db}
2006-01	wo/Aluminum Wheels, Rear Stud = M14 x 1.5 x 13	610-428	610-431	611-110 ^B	611-115 ^E	-
2006-01	wo/Aluminum Wheels, Rear Stud = M14 x 1.5 x 28	610-428	610-436	611-110 ^B	611-115 ^E	-
2006-01	wo/Aluminum Wheels, Rear Stud = M14 x 1.5 x 29	610-428	610-428	611-110 ^B	611-115 ^E	-
CHRYSLER						
300						
1971	w/Front Disc Brakes	610-149	610-103	611-027 ^S	611-091 ^{Fc}	-
1971	w/Front Drum, K-H	610-134	610-103	611-027 ^S	611-091 ^{Fc}	-
1971	w/Front Drum, Motor Wheel	610-132	610-103	611-027 ^S	611-091 ^{Fc}	-
1970	w/Front Disc Brakes, LH	-	-	611-026 ^S	-	-
1970	w/Front Disc Brakes, RH	610-149	610-103	611-027 ^S	611-122 ^{Dc}	-
1970	w/Front Drum, K-H, LH	610-135	-	611-026 ^S	-	-
1970	w/Front Drum, K-H, RH	610-134	610-103	611-027 ^S	611-122 ^{Dc}	-
1970	w/Front Drum, Motor Wheel, LH	610-133	-	611-026 ^S	-	-
1970	w/Front Drum, Motor Wheel, RH	610-132	610-103	611-027 ^S	611-122 ^{Dc}	-
1969	w/10" Front Drum, Budd, LH	610-133	-	611-026 ^S	-	-
1969	w/10" Front Drum, Budd, RH	610-122	610-103	611-027 ^S	611-122 ^{Dc}	-
1969	w/10" Front Drum, K-H, LH	610-135	-	611-026 ^S	-	-
1969	w/10" Front Drum, K-H, RH	610-134	610-103	611-027 ^S	611-122 ^{Dc}	-
1969	w/11" Front Drum, LH	610-133	-	611-026 ^S	-	-
1969	w/11" Front Drum, RH	610-132	610-103	611-027 ^S	611-122 ^{Dc}	-
1969	w/Front Disc Brakes, LH	-	-	611-026 ^S	-	-
1969	w/Front Disc Brakes, RH	610-149	610-103	611-027 ^S	611-122 ^{Dc}	-
1968-67	w/10" Front Drum, LH	610-133	-	611-026 ^S	-	-
1968-67	w/10" Front Drum, RH	610-122	610-103	611-027 ^S	611-122 ^{Dc}	-
1968-67	w/11" x 2-3/4" Front Drum, Budd, LH	610-133	-	611-026 ^S	-	-
1968-67	w/11" x 2-3/4" Front Drum, Budd, RH	610-122	610-103	611-027 ^S	611-122 ^{Dc}	-
1968-67	w/11" x 2-3/4" Front Drum, K-H, LH	610-135	-	611-026 ^S	-	-
1968-67	w/11" x 2-3/4" Front Drum, K-H, RH	610-134	610-103	611-027 ^S	611-122 ^{Dc}	-
1968-67	w/11" x 3" Front Drum, Budd, LH	610-121	-	611-026 ^S	-	-
1968-67	w/11" x 3" Front Drum, Budd, RH	610-120	610-103	611-027 ^S	611-122 ^{Dc}	-
1968-67	w/11" x 3" Front Drum, K-H, LH	610-135	-	611-026 ^S	-	-
1968-67	w/11" x 3" Front Drum, K-H, RH	610-039	610-103	611-027 ^S	611-122 ^{Dc}	-
1968-67	w/11" x 3" Front Drum, Motor Wheel, LH	610-133	-	611-026 ^S	-	-
1968-67	w/11" x 3" Front Drum, Motor Wheel, RH	610-132	610-103	611-027 ^S	611-122 ^{Dc}	-

Dot 1 The Dot 1 package option allows you to sell in single piece quantity. See page 131 for details.

10

Wheel Stud and Nut Applications

Wheel Stud and Nut Applications



Footnote Example – 611-138^{Dc} Dc= Style (D=Dometop Capped Nut) plus Finish (c=Chrome)

Make/Model/ Years	Application	Front Bolt	Rear Bolt	Standard Nut	Optional & Cap Nuts	Nut Covers
CHRYSLER (continued)						
300 (continued)						
1968-67	w/Front Disc Brakes, LH	610-035	-	611-026 ^S	- - - -	-
1968-67	w/Front Disc Brakes, RH	610-126	610-103	611-027 ^S	611-122 ^{Dc} - - - -	-
1966-65	w/11" x 2-3/4" Front Drum, Budd, LH	610-133	-	611-026 ^S	- - - -	-
1966-65	w/11" x 2-3/4" Front Drum, Budd, RH	610-122	610-103	611-027 ^S	- - - -	-
1966-65	w/11" x 2-3/4" Front Drum, K-H, LH	610-135	-	611-026 ^S	- - - -	-
1966-65	w/11" x 2-3/4" Front Drum, K-H, RH	610-134	610-103	611-027 ^S	- - - -	-
1966-65	w/11" x 2-3/4" Front Drum, Motor Wheel, Stamped 21MWY4, LH	610-133	-	611-026 ^S	- - - -	-
1966-65	w/11" x 2-3/4" Front Drum, Motor Wheel, Stamped 21MWY4, RH	610-132	610-103	611-027 ^S	- - - -	-
1966-65	w/11" x 2-3/4" Front Drum, Motor Wheel, Stamped MWY, LH	610-135	-	611-026 ^S	- - - -	-
1966-65	w/11" x 2-3/4" Front Drum, Motor Wheel, Stamped MWY, RH	610-039	610-103	611-027 ^S	- - - -	-
1966-65	w/11" x 3" Front Drum, LH	610-133	-	611-026 ^S	- - - -	-
1966-65	w/11" x 3" Front Drum, RH	610-132	610-103	611-027 ^S	- - - -	-
1964-63	LH	610-135	610-129	611-026 ^S	- - - -	-
1964-63	RH	610-039	610-032	611-027 ^S	- - - -	-
300M						
2004-02	-	610-473	610-438	611-181 ^S	611-074 ^{Ds} - - - -	-
2001-99	-	610-384	610-384	611-181 ^S	611-074 ^{Ds} - - - -	-
CIRRUS						
2000-95	-	610-285	610-285	611-062 ^S	611-063 ^B 611-074 ^{Dc} - - - -	-
CONCORDE						
2004-02	-	610-473	610-438	611-181 ^S	611-074 ^{Ds} - - - -	-
2001-98	-	610-384	610-384	611-181 ^S	611-074 ^{Ds} - - - -	-
1997-93	-	610-384	610-384	611-062 ^S	611-074 ^{Ds} - - - -	-
CONQUEST						
1989-88	-	610-415	610-275	611-134 ^{Ab}	- - - -	-
1987	-	610-275	610-275	611-134 ^{Ab}	- - - -	-
CORDOBA						
1983-80	K-H Rotor	610-234	610-103	611-027 ^S	611-091 ^{Fc} - - - -	-
1983-80	Motor Wheel Rotor	610-169	610-103	611-027 ^S	611-091 ^{Fc} - - - -	-
1979	Budd Rotor	610-236	610-103	611-027 ^S	611-091 ^{Fc} - - - -	-
1979	K-H Rotor	610-234	610-103	611-027 ^S	611-091 ^{Fc} - - - -	-
1978-77	-	610-234	610-103	611-027 ^S	611-091 ^{Fc} - - - -	-
1976	K-H Rotor	610-234	610-103	611-027 ^S	611-091 ^{Fc} - - - -	-
1976	Motor Wheel Rotor	610-169	610-103	611-027 ^S	611-091 ^{Fc} - - - -	-
1975	-	610-234	610-103	611-027 ^S	611-094 ^{Dc} - - - -	-
E CLASS, EXECUTIVE LIMO, EXECUTIVE SEDAN						
1985-83	-	610-285	610-253	611-062 ^S	611-074 ^{Dc} - - - -	-
FIFTH AVENUE						
1989-86	-	610-234	610-103	611-027 ^S	611-091 ^{Fc} - - - -	-
1985-83	K-H Rotor	610-234	610-103	611-027 ^S	611-091 ^{Fc} - - - -	-
1985-83	Motor Wheel Rotor	610-169	610-103	611-027 ^S	611-091 ^{Fc} - - - -	-
IMPERIAL						
1993-91	-	610-285	610-417	611-062 ^S	611-074 ^{Dc} - - - -	-
1990	Bendix Brakes	610-285	610-417	611-062 ^S	611-074 ^{Dc} - - - -	-
1990	Bosch Brakes	610-285	610-361	611-062 ^S	611-074 ^{Dc} - - - -	-
1983-81	K-H Rotor	610-234	610-103	611-027 ^S	611-091 ^{Fc} - - - -	-
1983-81	Motor Wheel Rotor	610-169	610-103	611-027 ^S	611-091 ^{Fc} - - - -	-
1975-74	Budd Rotor	610-172	610-174	611-027 ^S	- - - -	-
1975-74	K-H Rotor	610-173	610-174	611-027 ^S	- - - -	-
1973-71	-	610-149	610-103	611-027 ^S	- - - -	-
1970	LH	-	-	611-026 ^S	- - - -	-
1970	RH	610-149	610-103	611-027 ^S	- - - -	-
1969	LH	610-035	-	611-026 ^S	- - - -	-
1969	RH	610-126	610-103	611-027 ^S	611-122 ^{Dc} - - - -	-
1968	LH	610-035	610-104	611-026 ^S	- - - -	-
1968	RH	610-126	610-103	611-027 ^S	611-122 ^{Dc} - - - -	-
1967	LH	610-035	-	611-050 ^S	- - - -	-
1967	RH	610-126	610-118	611-047 ^S	- - - -	-

10

Wheel Stud and Nut Applications

Wheel Stud and Nut Applications



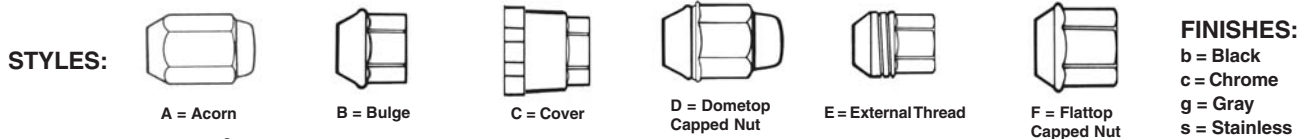
FINISHES:
 b = Black
 c = Chrome
 g = Gray
 s = Stainless

Footnote Example – 611-138^{bc} Dc= Style (D=Dometop Capped Nut) plus Finish (c=Chrome)

Make/Model/ Years	Application	Front Bolt	Rear Bolt	Standard Nut	Optional & Cap Nuts			Nut Covers
CHRYSLER (continued)								
IMPERIAL (continued)								
1966-63	LH	610-119	-	611-050 ^s	-	-	-	-
1966-63	RH	610-118	610-118	611-047 ^s	-	-	-	-
LASER								
1986-84	w/Rear Disc Brakes	610-285	610-285	611-062 ^s	611-074 ^{Dc}	-	-	-
1986-84	w/Rear Drum Brakes	610-285	610-253	611-062 ^s	611-074 ^{Dc}	-	-	-
LEBARON								
1995-90	w/Rear Disc Brakes	610-285	610-417	611-062 ^s	611-063 ^b	611-074 ^{Dc}	-	-
1995-90	w/Rear Drum Brakes	610-285	610-253	611-062 ^s	611-063 ^b	611-074 ^{Dc}	-	-
1989	w/Rear Disc Brakes	610-285	610-285	611-062 ^s	611-074 ^{Dc}	-	-	-
1989	w/Rear Drum Brakes	610-285	610-253	611-062 ^s	611-074 ^{Dc}	-	-	-
1988-83	-	610-285	610-253	611-062 ^s	611-063 ^b	611-074 ^{Dc}	-	-
1982	-	610-239	610-253	611-062 ^s	-	-	-	-
1981-77	K-H Rotor	610-234	610-103	611-027 ^s	611-091 ^{Fc}	-	-	-
1981-77	Motor Wheel Rotor	610-169	610-103	611-027 ^s	611-091 ^{Fc}	-	-	-
LEBARON GTS								
1989-88	-	610-285	610-253	611-062 ^s	611-074 ^{Dc}	-	-	-
1987-85	-	610-285	610-285	611-062 ^s	611-074 ^{Dc}	-	-	-
LHS								
2001-98	-	610-384	610-384	611-181 ^s	611-074 ^{Ds}	-	-	-
1997-94	-	610-384	610-384	611-062 ^s	611-074 ^{Ds}	-	-	-
NEW YORKER, NEWPORT								
1996-94	-	610-384	610-384	611-062 ^s	611-074 ^{Ds}	-	-	-
1993-91	w/Rear Disc Brakes	610-285	610-417	611-062 ^s	611-074 ^{Dc}	-	-	-
1993-91	w/Rear Drum Brakes	610-285	610-253	611-062 ^s	611-074 ^{Dc}	-	-	-
1990	w/Rear Disc Brakes, Bendix	610-285	610-417	611-062 ^s	611-074 ^{Dc}	-	-	-
1990	w/Rear Disc Brakes, Bosch	610-285	610-361	611-062 ^s	611-074 ^{Dc}	-	-	-
1990	w/Rear Drum Brakes	610-285	610-253	611-062 ^s	611-074 ^{Dc}	-	-	-
1989-88	w/Rear Disc Brakes	610-285	610-361	611-062 ^s	611-074 ^{Dc}	-	-	-
1989-88	w/Rear Drum Brakes	610-285	610-253	611-062 ^s	611-074 ^{Dc}	-	-	-
1987-83	-	610-285	610-253	611-062 ^s	611-063 ^b	611-074 ^{Dc}	-	-
1981-79	Budd Rotor	610-236	610-103	611-027 ^s	611-091 ^{Fc}	-	-	-
1981-79	K-H Rotor	610-234	610-103	611-027 ^s	611-091 ^{Fc}	-	-	-
1978-74	Budd Rotor	610-172	610-103	611-027 ^s	-	-	-	-
1978-74	K-H Rotor	610-173	610-103	611-027 ^s	-	-	-	-
1973	-	610-148	610-103	611-027 ^s	-	-	-	-
1972	Budd Rotor	610-149	610-103	611-027 ^s	611-091 ^{Fc}	-	-	-
1972	Motor Wheel Rotor	610-149	610-103	611-027 ^s	611-091 ^{Fc}	-	-	-
1971	w/Front Disc Brakes	610-149	610-103	611-027 ^s	611-091 ^{Fc}	-	-	-
1971	w/Front Drum, K-H	610-134	610-103	611-027 ^s	611-091 ^{Fc}	-	-	-
1971	w/Front Drum, Motor Wheel	610-132	610-103	611-027 ^s	611-091 ^{Fc}	-	-	-
1970	w/Front Disc Brakes, LH	-	-	611-026 ^s	-	-	-	-
1970	w/Front Disc Brakes, RH	610-149	610-103	611-027 ^s	611-122 ^{Dc}	-	-	-
1970	w/Front Drum, K-H, LH	610-135	-	611-026 ^s	-	-	-	-
1970	w/Front Drum, K-H, RH	610-134	610-103	611-027 ^s	611-122 ^{Dc}	-	-	-
1970	w/Front Drum, Motor Wheel, LH	610-133	-	611-026 ^s	-	-	-	-
1970	w/Front Drum, Motor Wheel, RH	610-132	610-103	611-027 ^s	611-122 ^{Dc}	-	-	-
1969	w/10" Front Drum, Budd, LH	610-133	-	611-026 ^s	-	-	-	-
1969	w/10" Front Drum, Budd, RH	610-122	610-103	611-027 ^s	611-122 ^{Dc}	-	-	-
1969	w/10" Front Drum, K-H, LH	610-135	-	611-026 ^s	-	-	-	-
1969	w/10" Front Drum, K-H, RH	610-134	610-103	611-027 ^s	611-122 ^{Dc}	-	-	-
1969	w/11" Front Drum, LH	610-133	-	611-026 ^s	-	-	-	-
1969	w/11" Front Drum, RH	610-132	610-103	611-027 ^s	611-122 ^{Dc}	-	-	-
1969	w/Front Disc Brakes, LH	-	-	611-026 ^s	-	-	-	-
1969	w/Front Disc Brakes, RH	610-149	610-103	611-027 ^s	611-122 ^{Dc}	-	-	-
1968-67	w/10" Front Drum, LH	610-133	-	611-026 ^s	-	-	-	-
1968-67	w/10" Front Drum, RH	610-122	610-103	611-027 ^s	611-122 ^{Dc}	-	-	-
1968-67	w/11" x 2-3/4" Front Drum, Budd, LH	610-133	-	611-026 ^s	-	-	-	-
1968-67	w/11" x 2-3/4" Front Drum, Budd, RH	610-122	610-103	611-027 ^s	611-122 ^{Dc}	-	-	-
1968-67	w/11" x 2-3/4" Front Drum, K-H, LH	610-135	-	611-026 ^s	-	-	-	-
1968-67	w/11" x 2-3/4" Front Drum, K-H, RH	610-134	610-103	611-027 ^s	611-122 ^{Dc}	-	-	-

Dot 1 The Dot 1 package option allows you to sell in single piece quantity.
 See page 131 for details.

Wheel Stud and Nut Applications



Footnote Example – 611-138^{b,c} Dc= Style (D=Dometop Capped Nut) plus Finish (c=Chrome)

Make/Model/ Years	Application	Front Bolt	Rear Bolt	Standard Nut	Optional & Cap Nuts			Nut Covers
CHRYSLER (continued)								
NEW YORKER, NEWPORT (continued)								
1968-67	w/11" x 3" Front Drum, Budd, LH	610-121	-	611-026 ^s	-	-	-	-
1968-67	w/11" x 3" Front Drum, Budd, RH	610-120	610-103	611-027 ^s	611-122 ^{Dc}	-	-	-
1968-67	w/11" x 3" Front Drum, K-H, LH	610-135	-	611-026 ^s	-	-	-	-
1968-67	w/11" x 3" Front Drum, K-H, RH	610-039	610-103	611-027 ^s	611-122 ^{Dc}	-	-	-
1968-67	w/11" x 3" Front Drum, Motor Wheel, LH	610-133	-	611-026 ^s	-	-	-	-
1968-67	w/11" x 3" Front Drum, Motor Wheel, RH	610-132	610-103	611-027 ^s	611-122 ^{Dc}	-	-	-
1968-67	w/Front Disc Brakes, LH	610-035	-	611-026 ^s	-	-	-	-
1968-67	w/Front Disc Brakes, RH	610-126	610-103	611-027 ^s	611-122 ^{Dc}	-	-	-
1966-65	w/11" x 2-3/4" Front Drum, Budd, LH	610-133	-	611-026 ^s	-	-	-	-
1966-65	w/11" x 2-3/4" Front Drum, Budd, RH	610-122	610-103	611-027 ^s	-	-	-	-
1966-65	w/11" x 2-3/4" Front Drum, K-H, LH	610-135	-	611-026 ^s	-	-	-	-
1966-65	w/11" x 2-3/4" Front Drum, K-H, RH	610-134	610-103	611-027 ^s	-	-	-	-
1966-65	w/11" x 2-3/4" Front Drum, Motor Wheel, Stamped 21MWY4, LH	610-133	-	611-026 ^s	-	-	-	-
1966-65	w/11" x 2-3/4" Front Drum, Motor Wheel, Stamped 21MWY4, RH	610-132	610-103	611-027 ^s	-	-	-	-
1966-65	w/11" x 2-3/4" Front Drum, Motor Wheel, Stamped MWY, LH	610-135	-	611-026 ^s	-	-	-	-
1966-65	w/11" x 2-3/4" Front Drum, Motor Wheel, Stamped MWY, RH	610-039	610-103	611-027 ^s	-	-	-	-
1966-65	w/11" x 3" Front Drum, LH	610-133	-	611-026 ^s	-	-	-	-
1966-65	w/11" x 3" Front Drum, RH	610-132	610-103	611-027 ^s	-	-	-	-
1964-63	LH	610-135	610-129	611-026 ^s	-	-	-	-
1964-63	RH	610-039	610-032	611-027 ^s	-	-	-	-
PACIFICA								
2005-04	-	610-369	610-369	611-063 ^b	-	-	-	-
PROWLER								
2002	-	610-369	610-473	611-063 ^b	-	-	-	-
PT CRUISER								
2005-03	-	610-285	610-253	611-063 ^b	611-074 ^{Ds}	-	-	-
2002-01	-	610-285	610-253	611-109 ^F	611-074 ^{Ds}	-	-	-
SEBRING								
2005-02	Convertible & Sedan	610-476	-	611-063 ^b	611-074 ^{Dc}	611-062 ^s	-	-
2005-02	Coupe	610-414	-	611-066 ^s	611-117 ^{Mc}	611-220 ^H	-	-
2001	Convertible & Sedan	610-476	-	611-063 ^b	611-074 ^{Dc}	611-062 ^s	-	-
2001	Coupe	610-414	610-414	611-066 ^s	611-117 ^{Mc}	-	-	-
2000-96	Convertible	610-285	610-285	611-063 ^b	611-074 ^{Dc}	611-109 ^F	611-062 ^s	-
2000-96	Coupe	610-414	610-414	611-066 ^s	611-117 ^{Mc}	611-141 ^{Ac}	-	-
1995	-	610-414	610-414	611-066 ^s	611-117 ^{Mc}	611-141 ^{Ac}	-	-
TC MASERATI								
1991-89	-	610-285	610-361	611-074 ^{Dc}	-	-	-	-
TOWN & COUNTRY								
1988-82	-	610-285	610-253	611-062 ^s	611-063 ^b	611-074 ^{Dc}	-	-
1981-78	K-H Rotor	610-234	610-103	611-027 ^s	611-091 ^{Fc}	-	-	-
1981-78	Motor Wheel Rotor	610-169	610-103	611-027 ^s	611-091 ^{Fc}	-	-	-
1977-74	Budd Rotor	610-172	610-103	611-027 ^s	-	-	-	-
1977-74	K-H Rotor	610-173	610-103	611-027 ^s	-	-	-	-
1973	-	610-148	610-103	611-027 ^s	-	-	-	-
1972	-	610-149	610-103	611-027 ^s	611-091 ^{Fc}	-	-	-
1971	w/Front Disc Brakes	610-149	610-103	611-027 ^s	611-091 ^{Fc}	-	-	-
1971	w/Front Drum, K-H	610-134	610-103	611-027 ^s	611-091 ^{Fc}	-	-	-
1971	w/Front Drum, Motor Wheel	610-132	610-103	611-027 ^s	611-091 ^{Fc}	-	-	-
1970	w/Front Disc Brakes, LH	-	-	611-026 ^s	-	-	-	-
1970	w/Front Disc Brakes, RH	610-149	610-103	611-027 ^s	611-122 ^{Dc}	-	-	-
1970	w/Front Drum, K-H, LH	610-135	-	611-026 ^s	-	-	-	-
1970	w/Front Drum, K-H, RH	610-134	610-103	611-027 ^s	611-122 ^{Dc}	-	-	-
1970	w/Front Drum, Motor Wheel, LH	610-133	-	611-026 ^s	-	-	-	-
1970	w/Front Drum, Motor Wheel, RH	610-132	610-103	611-027 ^s	611-122 ^{Dc}	-	-	-
1969	w/10" Front Drum, Budd, LH	610-133	-	611-026 ^s	-	-	-	-
1969	w/10" Front Drum, Budd, RH	610-122	610-103	611-027 ^s	611-122 ^{Dc}	-	-	-

10 Wheel Stud and Nut Applications

Wheel Stud and Nut Applications



FINISHES:
b = Black
c = Chrome
g = Gray
s = Stainless

Footnote Example – 611-138^{bc} Dc= Style (D=Dometop Capped Nut) plus Finish (c=Chrome)

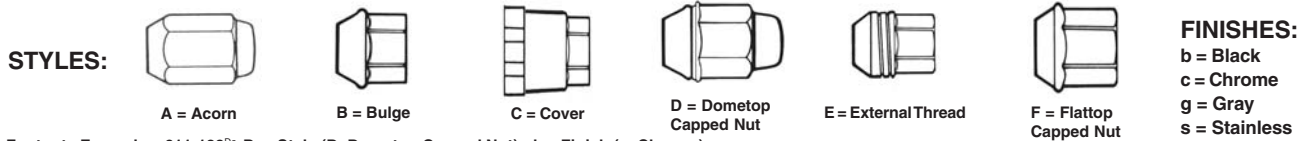
Make/Model/ Years	Application	Front Bolt	Rear Bolt	Standard Nut	Optional & Cap Nuts	Nut Covers
CHRYSLER (continued)						
TOWN & COUNTRY (continued)						
1969	w/10" Front Drum, K-H, LH	610-135	-	611-026 ^s	-	-
1969	w/10" Front Drum, K-H, RH	610-134	610-103	611-027 ^s	611-122 ^{dc}	-
1969	w/11" Front Drum, LH	610-133	-	611-026 ^s	-	-
1969	w/11" Front Drum, RH	610-132	610-103	611-027 ^s	611-122 ^{dc}	-
1969	w/Front Disc Brakes, LH	-	-	611-026 ^s	-	-
1969	w/Front Disc Brakes, RH	610-149	610-103	611-027 ^s	611-122 ^{dc}	-
1968-67	w/10" Front Drum, LH	610-133	-	611-026 ^s	-	-
1968-67	w/10" Front Drum, RH	610-122	610-103	611-027 ^s	611-122 ^{dc}	-
1968-67	w/11" x 2-3/4" Front Drum, Budd, LH	610-133	-	611-026 ^s	-	-
1968-67	w/11" x 2-3/4" Front Drum, Budd, RH	610-122	610-103	611-027 ^s	611-122 ^{dc}	-
1968-67	w/11" x 2-3/4" Front Drum, K-H, LH	610-135	-	611-026 ^s	-	-
1968-67	w/11" x 2-3/4" Front Drum, K-H, RH	610-134	610-103	611-027 ^s	611-122 ^{dc}	-
1968-67	w/11" x 3" Front Drum, Budd, LH	610-121	-	611-026 ^s	-	-
1968-67	w/11" x 3" Front Drum, Budd, RH	610-120	610-103	611-027 ^s	611-122 ^{dc}	-
1968-67	w/11" x 3" Front Drum, K-H, LH	610-135	-	611-026 ^s	-	-
1968-67	w/11" x 3" Front Drum, K-H, RH	610-039	610-103	611-027 ^s	611-122 ^{dc}	-
1968-67	w/11" x 3" Front Drum, Motor Wheel, LH	610-133	-	611-026 ^s	-	-
1968-67	w/11" x 3" Front Drum, Motor Wheel, RH	610-132	610-103	611-027 ^s	611-122 ^{dc}	-
1968-67	w/Front Disc Brakes, LH	610-035	-	611-026 ^s	-	-
1968-67	w/Front Disc Brakes, RH	610-126	610-103	611-027 ^s	611-122 ^{dc}	-
1966-65	w/11" x 2-3/4" Front Drum, Budd, LH	610-133	-	611-026 ^s	-	-
1966-65	w/11" x 2-3/4" Front Drum, Budd, RH	610-122	610-103	611-027 ^s	-	-
1966-65	w/11" x 2-3/4" Front Drum, K-H, LH	610-135	-	611-026 ^s	-	-
1966-65	w/11" x 2-3/4" Front Drum, K-H, RH	610-134	610-103	611-027 ^s	-	-
1966-65	w/11" x 2-3/4" Front Drum, Motor Wheel, Stamped 21MWY4, LH	610-133	-	611-026 ^s	-	-
1966-65	w/11" x 2-3/4" Front Drum, Motor Wheel, Stamped 21MWY4, RH	610-132	610-103	611-027 ^s	-	-
1966-65	w/11" x 2-3/4" Front Drum, Motor Wheel, Stamped MWY, LH	610-135	-	611-026 ^s	-	-
1966-65	w/11" x 2-3/4" Front Drum, Motor Wheel, Stamped MWY, RH	610-039	610-103	611-027 ^s	-	-
1966-65	w/11" x 3" Front Drum, LH	610-133	-	611-026 ^s	-	-
1966-65	w/11" x 3" Front Drum, RH	610-132	610-103	611-027 ^s	-	-
1964-63	LH	610-135	610-129	611-026 ^s	-	-
1964-63	RH	610-039	610-032	611-027 ^s	-	-
TOWN & COUNTRY VAN						
2005-98	w/Rear Disc Brakes	610-369	610-369	611-062 ^s	611-074 ^{dc} 611-181 ^s	-
2005-98	w/Rear Drum Brakes	610-369	610-312	611-062 ^s	611-074 ^{dc} 611-181 ^s	-
1997	w/14" Wheel, Rear Disc Brakes	610-285	610-369	611-062 ^s	611-074 ^{dc}	-
1997	w/14" Wheel, Rear Drum Brakes	610-285	610-312	611-062 ^s	611-074 ^{dc}	-
1997	w/15" Wheel, Rear Disc Brakes	610-369	610-369	611-062 ^s	611-074 ^{dc}	-
1997	w/15" Wheel, Rear Drum Brakes	610-369	610-312	611-062 ^s	611-074 ^{dc}	-
1996	w/14" Wheel	610-285	610-312	611-062 ^s	611-074 ^{dc}	-
1996	w/15" Wheel	610-369	610-312	611-062 ^s	611-074 ^{dc}	-
1995-93	w/14" Wheel, 2WD	610-285	610-253	611-062 ^s	611-063 ^b 611-074 ^{dc}	611-602 ^{db}
1995-93	w/14" Wheel, 4WD	610-285	610-371	611-062 ^s	611-063 ^b 611-074 ^{dc}	611-602 ^{db}
1995-93	w/15" Wheel, 2WD	610-369	610-253	611-062 ^s	611-063 ^b 611-074 ^{dc}	611-602 ^{db}
1995-93	w/15" Wheel, 4WD	610-369	610-371	611-062 ^s	611-063 ^b 611-074 ^{dc}	611-602 ^{db}
1992-91	w/14" Wheel, 2WD	610-285	610-253	611-062 ^s	611-063 ^b 611-074 ^{dc}	611-602 ^{db}
1992-91	w/14" Wheel, 4WD	610-285	610-371	611-062 ^s	611-063 ^b 611-074 ^{dc}	611-602 ^{db}
1992-91	w/15" Wheel, 2WD	610-370	610-253	611-062 ^s	611-063 ^b 611-074 ^{dc}	611-602 ^{db}
1992-91	w/15" Wheel, 4WD	610-370	610-371	611-062 ^s	611-063 ^b 611-074 ^{dc}	611-602 ^{db}
1990	-	610-285	610-253	611-062 ^s	611-063 ^b 611-074 ^{dc}	611-602 ^{db}

Dot 1 The Dot 1 package option allows you to sell in single piece quantity.
See page 131 for details.

10

Wheel Stud and Nut Applications

Wheel Stud and Nut Applications



Footnote Example – 611-138^{b,c} Dc= Style (D=Dometop Capped Nut) plus Finish (c=Chrome)

Make/Model/ Years	Application	Front Bolt	Rear Bolt	Standard Nut	Optional & Cap Nuts			Nut Covers
CHRYSLER (continued)								
VOYAGER, GRAND VOYAGER								
2003-00	w/Rear Disc Brakes	610-369	610-369	611-062 ^s	611-074 ^{Dc}	611-181 ^s	-	-
2003-00	w/Rear Drum Brakes	610-369	610-312	611-062 ^s	611-074 ^{Dc}	611-181 ^s	-	-
DAIHATSU								
CHARADE								
1992-88	-	610-275	610-275	611-066 ^s	611-116 ^{Ab}	-	-	-
ROCKY								
1992-90	-	610-244	-	611-133 ^{Ac}	-	-	-	-
DODGE								
400, 600								
1988-83	-	610-285	610-253	611-062 ^s	611-063 ^B	611-074 ^{Dc}	-	-
880								
1964	LH	610-135	610-129	611-026 ^s	-	-	-	-
1964	RH	610-134	610-032	611-027 ^s	-	-	-	-
1963	Exc. Wagon, LH	610-135	610-129	611-026 ^s	-	-	-	-
1963	Exc. Wagon, RH	610-134	610-032	611-027 ^s	-	-	-	-
1963	Wagon, LH	610-135	-	611-026 ^s	-	-	-	-
1963	Wagon, RH	610-134	610-036	611-027 ^s	-	-	-	-
ARIES								
1989-88	-	610-285	610-253	611-062 ^s	611-074 ^{Dc}	-	-	-
1987-85	w/200mm Rear Drum	610-285	610-285	611-062 ^s	611-063 ^B	611-074 ^{Dc}	-	-
1987-85	w/220mm Rear Drum	610-285	610-253	611-062 ^s	611-063 ^B	611-074 ^{Dc}	-	-
1984-81	-	610-285	610-253	611-062 ^s	611-074 ^{Dc}	-	-	-
ASPEN								
1980-76	K-H Rotor	610-234	610-103	611-027 ^s	611-091 ^{Fc}	611-094 ^{Dc}	-	-
1980-76	Motor Wheel Rotor	610-169	610-103	611-027 ^s	611-091 ^{Fc}	611-094 ^{Dc}	-	-
AVENGER								
2000-97	-	610-414	610-414	611-066 ^s	611-117 ^{Mc}	611-141 ^{Ac}	-	-
1996-95	-	610-414	610-414	611-066 ^s	611-203 ^{Dc}	611-141 ^{Ac}	-	-
CARAVAN, GRAND CARAVAN, MINI RAM VAN, ROYAL MINI RAM								
2005-98	w/Rear Disc Brakes	610-369	610-369	611-062 ^s	611-074 ^{Dc}	611-181 ^s	-	-
2005-98	w/Rear Drum Brakes	610-369	610-312	611-062 ^s	611-074 ^{Dc}	611-181 ^s	-	-
1997	w/14" Wheel, Rear Disc Brakes	610-285	610-369	611-062 ^s	611-074 ^{Dc}	-	-	-
1997	w/14" Wheel, Rear Drum Brakes	610-285	610-312	611-062 ^s	611-074 ^{Dc}	-	-	-
1997	w/15" Wheel, Rear Disc Brakes	610-369	610-369	611-062 ^s	611-074 ^{Dc}	-	-	-
1997	w/15" Wheel, Rear Drum Brakes	610-369	610-312	611-062 ^s	611-074 ^{Dc}	-	-	-
1996	w/14" Wheel	610-285	610-312	611-062 ^s	611-074 ^{Dc}	-	-	-
1996	w/15" Wheel	610-369	610-312	611-062 ^s	611-074 ^{Dc}	-	-	-
1995-93	w/14" Wheel, 2WD	610-285	610-253	611-062 ^s	611-063 ^B	611-074 ^{Dc}	-	611-602 ^{Cb}
1995-93	w/14" Wheel, 4WD	610-285	610-371	611-062 ^s	611-063 ^B	611-074 ^{Dc}	-	611-602 ^{Cb}
1995-93	w/15" Wheel, 2WD	610-369	610-253	611-062 ^s	611-063 ^B	611-074 ^{Dc}	-	611-602 ^{Cb}
1995-93	w/15" Wheel, 4WD	610-369	610-371	611-062 ^s	611-063 ^B	611-074 ^{Dc}	-	611-602 ^{Cb}
1992-91	w/14" Wheel, 2WD	610-285	610-253	611-062 ^s	611-063 ^B	611-074 ^{Dc}	-	611-602 ^{Cb}
1992-91	w/14" Wheel, 4WD	610-285	610-371	611-062 ^s	611-063 ^B	611-074 ^{Dc}	-	611-602 ^{Cb}
1992-91	w/15" Wheel, 2WD	610-370	610-253	611-062 ^s	611-063 ^B	611-074 ^{Dc}	-	611-602 ^{Cb}
1992-91	w/15" Wheel, 4WD	610-370	610-371	611-062 ^s	611-063 ^B	611-074 ^{Dc}	-	611-602 ^{Cb}
1990	-	610-285	610-253	611-062 ^s	611-063 ^B	611-074 ^{Dc}	-	611-602 ^{Cb}
1989	-	610-285	610-285	611-062 ^s	611-063 ^B	611-074 ^{Dc}	-	611-602 ^{Cb}
1988	-	610-285	610-253	611-062 ^s	611-063 ^B	611-074 ^{Dc}	-	611-602 ^{Cb}
1987-84	-	610-285	610-285	611-062 ^s	611-063 ^B	611-074 ^{Dc}	-	611-602 ^{Cb}
CHALLENGER								
1983-78	-	610-275	610-275	611-066 ^s	611-078 ^{Ac}	-	-	-
1974	K-H Rotor	610-234	610-103	611-027 ^s	611-094 ^{Dc}	-	-	-
1974	Motor Wheel Rotor	610-169	610-103	611-027 ^s	611-094 ^{Dc}	-	-	-
1973	-	610-169	610-103	611-027 ^s	611-122 ^{Dc}	-	-	-
1972-71	w/Front Disc Brakes	610-149	610-103	611-027 ^s	611-122 ^{Dc}	-	-	-
1972-71	w/Front Drum, K-H	610-134	610-103	611-027 ^s	611-122 ^{Dc}	-	-	-
1972-71	w/Front Drum, Motor Wheel	610-132	610-103	611-027 ^s	611-122 ^{Dc}	-	-	-
1970	w/10" Front Drum, Budd, LH	610-133	-	611-026 ^s	-	-	-	-
1970	w/10" Front Drum, Budd, RH	610-122	610-103	611-027 ^s	611-122 ^{Dc}	-	-	-
1970	w/10" Front Drum, Motor Wheel, LH	610-135	-	611-026 ^s	-	-	-	-
1970	w/10" Front Drum, Motor Wheel, RH	610-039	610-103	611-027 ^s	611-122 ^{Dc}	-	-	-
1970	w/11" Front Drum, LH	610-133	-	611-026 ^s	-	-	-	-
1970	w/11" Front Drum, RH	610-132	610-103	611-027 ^s	611-122 ^{Dc}	-	-	-
1970	w/Front Disc Brakes, LH	-	-	611-026 ^s	-	-	-	-
1970	w/Front Disc Brakes, RH	610-149	610-103	611-027 ^s	611-122 ^{Dc}	-	-	-

10

Wheel Stud and Nut Applications

Wheel Stud and Nut Applications



FINISHES:
 b = Black
 c = Chrome
 g = Gray
 s = Stainless

Footnote Example – 611-138^{bc} Dc= Style (D=Dometop Capped Nut) plus Finish (c=Chrome)

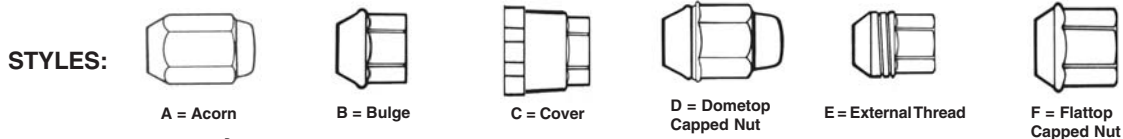
Make/Model/ Years	Application	Front Bolt	Rear Bolt	Standard Nut	Optional & Cap Nuts	Nut Covers
DODGE (continued)						
CHARGER, CORONET						
1987-85	200mm Rear Drum	610-285	610-285	611-062 ^s	611-063 ^b 611-074 ^{dc}	611-602 ^{cb}
1987-85	220mm Rear Drum	610-285	610-253	611-062 ^s	611-063 ^b 611-074 ^{dc}	611-602 ^{cb}
1984	-	610-285	610-253	611-062 ^s	611-074 ^{dc}	-
1983	-	610-239	610-253	611-062 ^s	611-074 ^{dc}	-
1978	Budd Rotor	610-236	610-103	611-027 ^s	-	-
1978	K-H Rotor	610-234	610-103	611-027 ^s	-	-
1977	-	610-234	610-103	611-027 ^s	-	-
1976-74	K-H Rotor	610-234	610-103	611-027 ^s	611-091 ^{fc} 611-094 ^{dc}	-
1976-74	Motor Wheel Rotor	610-169	610-103	611-027 ^s	611-091 ^{fc} 611-094 ^{dc}	-
1973	-	610-169	610-103	611-027 ^s	611-122 ^{dc}	-
1972-71	w/Front Disc Brakes	610-149	610-103	611-027 ^s	611-122 ^{dc}	-
1972-71	w/Front Drum, K-H	610-134	610-103	611-027 ^s	611-122 ^{dc}	-
1972-71	w/Front Drum, Motor Wheel	610-132	610-103	611-027 ^s	611-122 ^{dc}	-
1970	w/10" Front Drum, Budd, LH	610-133	-	611-026 ^s	-	-
1970	w/10" Front Drum, Budd, RH	610-122	610-103	611-027 ^s	611-122 ^{dc}	-
1970	w/10" Front Drum, Motor Wheel, LH	610-135	-	611-026 ^s	-	-
1970	w/10" Front Drum, Motor Wheel, RH	610-039	610-103	611-027 ^s	611-122 ^{dc}	-
1970	w/11" Front Drum, LH	610-133	-	611-026 ^s	-	-
880						
1970	w/11" Front Drum, RH	610-132	610-103	611-027 ^s	611-122 ^{dc}	-
1970	w/Front Disc Brakes, LH	-	-	611-026 ^s	-	-
1970	w/Front Disc Brakes, RH	610-149	610-103	611-027 ^s	611-122 ^{dc}	-
1969	w/10" Front Drum, Budd, LH	610-133	-	611-026 ^s	-	-
1969	w/10" Front Drum, Budd, RH	610-122	610-103	611-027 ^s	611-122 ^{dc}	-
1969	w/10" Front Drum, Motor Wheel, LH	610-135	-	611-026 ^s	-	-
1969	w/10" Front Drum, Motor Wheel, RH	610-039	610-103	611-027 ^s	611-122 ^{dc}	-
1969	w/11" Front Drum, LH	610-133	-	611-026 ^s	-	-
1969	w/11" Front Drum, RH	610-132	610-103	611-027 ^s	611-122 ^{dc}	-
1969	w/Front Disc Brakes, LH	610-137	-	611-026 ^s	-	-
1969	w/Front Disc Brakes, RH	610-136	610-103	611-027 ^s	611-122 ^{dc}	-
1968	w/10" Front Drum, Budd, LH	610-133	-	611-026 ^s	-	-
1968	w/10" Front Drum, Budd, RH	610-122	610-103	611-027 ^s	611-122 ^{dc}	-
1968	w/10" Front Drum, K-H, LH	610-135	-	611-026 ^s	-	-
1968	w/10" Front Drum, K-H, RH	610-039	610-103	611-027 ^s	611-122 ^{dc}	-
1968	w/11" Front Drum, K-H, LH	610-135	-	611-026 ^s	-	-
1968	w/11" Front Drum, K-H, RH	610-039	610-103	611-027 ^s	611-122 ^{dc}	-
1968	w/11" Front Drum, Motor Wheel, LH	610-133	-	611-026 ^s	-	-
1968	w/11" Front Drum, Motor Wheel, RH	610-132	610-103	611-027 ^s	611-122 ^{dc}	-
1968	w/Front Disc Brakes, LH	610-137	-	611-026 ^s	-	-
1968	w/Front Disc Brakes, RH	610-136	610-103	611-027 ^s	611-122 ^{dc}	-
1967	w/10" Front Drum, LH	610-135	-	611-026 ^s	-	-
1967	w/10" Front Drum, RH	610-039	610-103	611-027 ^s	611-122 ^{dc}	-
1967	w/11" Front Drum, LH	610-133	-	611-026 ^s	-	-
1967	w/11" Front Drum, RH	610-122	610-103	611-027 ^s	611-122 ^{dc}	-
1967	w/Front Disc Brakes, LH	610-137	-	611-026 ^s	-	-
1967	w/Front Disc Brakes, RH	610-136	610-103	611-027 ^s	611-122 ^{dc}	-
1966-65	w/10" Front Drum, Budd, LH	610-133	-	611-026 ^s	-	-
1966-65	w/10" Front Drum, Budd, RH	610-122	610-103	611-027 ^s	-	-
1966-65	w/10" Front Drum, K-H, LH	610-135	-	611-026 ^s	-	-
1966-65	w/10" Front Drum, K-H, RH	610-039	610-103	611-027 ^s	-	-
1966-65	w/11" Front Drum, K-H, LH	610-135	-	611-026 ^s	-	-
1966-65	w/11" Front Drum, K-H, RH	610-039	610-103	611-027 ^s	-	-
1966-65	w/11" Front Drum, Motor Wheel, LH	610-133	-	611-026 ^s	-	-
1966-65	w/11" Front Drum, Motor Wheel, RH	610-132	610-103	611-027 ^s	-	-
COLT						
1994-93	2-Door	610-414	610-414	611-066 ^s	611-141 ^{ac}	-
1994-93	4-Door, Asian Built	610-414	610-414	611-066 ^s	611-141 ^{ac}	-
1994-93	4-Door, USA Built	610-275	610-275	611-066 ^s	611-141 ^{ac}	-
1992-91	-	610-275	610-275	611-066 ^s	611-141 ^{ac}	-
1990-89	w/Rear Disc Brakes	610-275	610-414	611-066 ^s	611-141 ^{ac}	-
1990-89	w/Rear Drum Brakes	610-275	610-275	611-066 ^s	611-141 ^{ac}	-
1988-86	-	610-275	610-275	611-066 ^s	611-141 ^{ac}	-
1985-81	-	610-276	610-276	611-141 ^{ac}	-	-
1980-79	FWD	610-276	610-276	611-141 ^{ac}	-	-
1980-79	RWD	610-275	610-275	611-066 ^s	611-078 ^{ac}	-
1978-71	-	610-275	610-275	611-066 ^s	611-078 ^{ac}	-

Dot 1 The Dot 1 package option allows you to sell in single piece quantity. See page 131 for details.

10

Wheel Stud and Nut Applications

Wheel Stud and Nut Applications



FINISHES:
 b = Black
 c = Chrome
 g = Gray
 s = Stainless

Footnote Example – 611-138^{b,c} Dc= Style (D=Dometop Capped Nut) plus Finish (c=Chrome)

Make/Model/ Years	Application	Front Bolt	Rear Bolt	Standard Nut	Optional & Cap Nuts	Nut Covers
DODGE (continued)						
COLT VISTA						
1991-86	2WD	610-275	610-275	611-066 ^s	611-141 ^{Ac}	-
1991-86	4WD	610-414	610-275	611-066 ^s	611-141 ^{Ac}	-
1985	2WD	610-275	610-276	611-141 ^{Ac}	-	-
1985	4WD	610-414	610-276	611-141 ^{Ac}	-	-
1984	-	610-276	610-276	611-141 ^{Ac}	-	-
CONQUEST						
1986	w/Intercooled Turbo	610-415	610-275	611-078 ^{Ac}	611-134 ^{Ab} 611-142 ^{Ab}	-
1986	wo/Intercooled Turbo	610-275	610-275	611-078 ^{Ac}	611-134 ^{Ab} 611-142 ^{Ab}	-
1985	w/Intercooled Turbo	-	610-275	611-078 ^{Ac}	611-134 ^{Ab} 611-142 ^{Ab}	-
1985	wo/Intercooled Turbo	610-275	610-275	611-078 ^{Ac}	611-134 ^{Ab} 611-142 ^{Ab}	-
1984	-	610-275	610-275	611-078 ^{Ac}	-	-
CUSTOM, 330, 440						
1965	11" x 2-3/4" Front Drum, Budd, LH	610-133	-	611-026 ^s	-	-
1965	11" x 2-3/4" Front Drum, Budd, RH	610-122	610-103	611-027 ^s	-	-
1965	11" x 2-3/4" Front Drum, K-H, LH	610-135	-	611-026 ^s	-	-
1965	11" x 2-3/4" Front Drum, K-H, RH	610-134	610-103	611-027 ^s	-	-
1965	11" x 2-3/4" Front Drum, Motor Wheel, Stamped 21MWY4, LH	610-133	-	611-026 ^s	-	-
1965	11" x 2-3/4" Front Drum, Motor Wheel, Stamped 21MWY4, RH	610-132	610-103	611-027 ^s	-	-
1965	11" x 2-3/4" Front Drum, Motor Wheel, Stamped MWY, LH	610-135	-	611-026 ^s	-	-
1965	11" x 2-3/4" Front Drum, Motor Wheel, Stamped MWY, RH	610-039	610-103	611-027 ^s	-	-
1965	11" x 3" Front Drum, LH	610-133	-	611-026 ^s	-	-
1965	11" x 3" Front Drum, RH	610-132	610-103	611-027 ^s	-	-
1964-63	10" Front Drum, Detroit Built, LH	610-135	-	611-026 ^s	-	-
1964-63	10" Front Drum, Detroit Built, RH	610-039	610-036	611-027 ^s	-	-
1964-63	10" Front Drum, Exc. Detroit Built, LH	610-135	-	611-026 ^s	-	-
1964-63	10" Front Drum, Exc. Detroit Built, RH	610-134	610-036	611-027 ^s	-	-
1964-63	11" Front Drum, LH	610-135	-	611-026 ^s	-	-
1964-63	11" Front Drum, RH	610-134	610-103	611-027 ^s	-	-
1962	10" Front Drum, LH	610-135	-	611-026 ^s	-	-
1962	10" Front Drum, RH	610-134	610-036	611-027 ^s	-	-
1962	11" Front Drum, LH	610-135	-	611-026 ^s	-	-
1962	11" Front Drum, RH	610-134	610-103	611-027 ^s	-	-
1962	12" Front Drum, LH	610-135	610-135	611-026 ^s	-	-
1962	12" Front Drum, RH	610-039	610-039	611-027 ^s	-	-
1961	11" Front Drum, Composite, LH	610-135	610-135	611-026 ^s	-	-
1961	11" Front Drum, Composite, RH	610-039	610-039	611-027 ^s	-	-
1961	11" Front Drum, Full Cast, LH	-	-	611-026 ^s	-	-
1961	11" Front Drum, Full Cast, RH	610-036	610-036	611-027 ^s	-	-
1961	12" Front Drum, LH	610-135	610-135	611-026 ^s	-	-
1961	12" Front Drum, RH	610-039	610-039	611-027 ^s	-	-
DART						
1976-74	w/Front Disc Brakes, K-H	610-234	610-103	611-027 ^s	611-091 ^{Fc} 611-094 ^{Dc} 611-122 ^{Dc}	-
1976-74	w/Front Disc Brakes, Motor Wheel	610-169	610-103	611-027 ^s	611-091 ^{Fc} 611-094 ^{Dc} 611-122 ^{Dc}	-
1976-74	w/Front Drum	610-168	610-186	611-014 ^s	-	-
1973	w/Front Disc Brakes	610-169	610-103	611-027 ^s	611-122 ^{Dc}	-
1973	w/Front Drum	610-168	610-186	611-014 ^s	-	-
1972-71	w/10" Front Drum	610-096	610-186	611-014 ^s	-	-
1972-71	w/9" Front Drum	610-083	610-186	611-014 ^s	-	-
1972-71	w/Front Disc Brakes	610-130	610-186	611-014 ^s	-	-
1970	w/10" Front Drum, LH	-	610-099	611-015 ^s	-	-
1970	w/10" Front Drum, RH	610-096	610-186	611-014 ^s	-	-
1970	w/9" Front Drum, LH	610-084	610-099	611-015 ^s	-	-
1970	w/9" Front Drum, RH	610-083	610-186	611-014 ^s	-	-
1970	w/Front Disc Brakes, LH	610-131	610-099	611-015 ^s	-	-
1970	w/Front Disc Brakes, RH	610-130	610-186	611-014 ^s	-	-
1969-68	Front, w/10" Drum, LH	-	-	611-015 ^s	-	-
1969-68	Front, w/10" Drum, RH	610-096	-	611-014 ^s	-	-
1969-68	Front, w/9" Drum, Cast Iron, LH	610-084	-	611-015 ^s	-	-
1969-68	Front, w/9" Drum, Cast Iron, RH	610-083	-	611-014 ^s	-	-
1969-68	Front, w/9" Drum, Steel Encased, LH	610-084	-	611-015 ^s	-	-

10

Wheel Stud and Nut Applications

Dot 1

The Dot 1 package option allows you to sell in single piece quantity. See page 131 for details.

Wheel Stud and Nut Applications



FINISHES:
 b = Black
 c = Chrome
 g = Gray
 s = Stainless

Footnote Example – 611-138^{b,c} Dc= Style (D=Dometop Capped Nut) plus Finish (c=Chrome)

Make/Model/ Years	Application	Front Bolt	Rear Bolt	Standard Nut	Optional & Cap Nuts	Nut Covers
DODGE (continued)						
DART (continued)						
1969-68	Front, w/9" Drum, Steel Encased, RH	610-024	-	611-014 ^s	-	-
1969-68	Front, w/Disc Brakes, LH	610-131	-	611-015 ^s	-	-
1969-68	Front, w/Disc Brakes, RH	610-130	-	611-014 ^s	-	-
1969-68	Rear, w/Posi-Traction, LH	-	-	611-026 ^s	-	-
1969-68	Rear, w/Posi-Traction, RH	-	610-103	611-027 ^s	-	-
1969-68	Rear, wo/Posi-Traction, LH	-	610-099	611-015 ^s	-	-
1969-68	Rear, wo/Posi-Traction, RH	-	610-186	611-014 ^s	-	-
1967-65	w/10" Front Drum, LH	-	610-099	611-015 ^s	-	-
1967-65	w/10" Front Drum, RH	610-096	610-186	611-014 ^s	-	-
1967-65	w/9" Front Drum, Cast Iron, LH	610-084	610-099	611-015 ^s	-	-
1967-65	w/9" Front Drum, Cast Iron, RH	610-083	610-186	611-014 ^s	-	-
1967-65	w/9" Front Drum, Steel Encased, LH	610-084	610-099	611-015 ^s	-	-
1967-65	w/9" Front Drum, Steel Encased, RH	610-024	610-186	611-014 ^s	-	-
1967-65	w/Front Disc Brakes, LH	610-131	610-099	611-015 ^s	-	-
1967-65	w/Front Disc Brakes, RH	610-130	610-186	611-014 ^s	-	-
1964-63	Cast Iron Drum, LH	610-084	610-099	611-015 ^s	-	-
1964-63	Cast Iron Drum, RH	610-083	610-186	611-014 ^s	-	-
1964-63	Steel Encased Drum, LH	610-084	610-099	611-015 ^s	-	-
1964-63	Steel Encased Drum, RH	610-024	610-186	611-014 ^s	-	-
1962	California Built, LH	610-082	610-099	611-015 ^s	-	-
1962	California Built, RH	610-025	610-186	611-014 ^s	-	-
1962	Exc. California Built, LH	610-100	610-099	611-015 ^s	-	-
1962	Exc. California Built, RH	610-024	610-186	611-014 ^s	-	-
DAYTONA						
1993-90	w/Rear Disc Brakes	610-285	610-417	611-062 ^s	611-063 ^b 611-074 ^{Dc}	-
1993-90	w/Rear Drum Brakes	610-285	610-253	611-062 ^s	611-063 ^b 611-074 ^{Dc}	-
1989-84	w/Rear Disc Brakes	610-285	610-285	611-062 ^s	611-074 ^{Dc}	-
1989-84	w/Rear Drum Brakes	610-285	610-253	611-062 ^s	611-074 ^{Dc}	-
DIPLOMAT						
1989-86	-	610-234	610-103	611-027 ^s	611-091 ^{Fc}	-
1985-77	K-H Rotor	610-234	610-103	611-027 ^s	611-091 ^{Fc}	-
1985-77	Motor Wheel Rotor	610-169	610-103	611-027 ^s	611-091 ^{Fc}	-
DODGE MODELS (BEFORE 1961)						
1960-56	11" Front Drum, Composite, LH	610-135	610-135	611-026 ^s	-	-
1960-56	11" Front Drum, Composite, RH	610-039	610-039	611-027 ^s	-	-
1960-56	11" Front Drum, Full Cast, LH	-	-	611-026 ^s	-	-
1960-56	11" Front Drum, Full Cast, RH	610-036	610-036	611-027 ^s	-	-
1960-56	12" Front Drum, LH	610-135	610-135	611-026 ^s	-	-
1960-56	12" Front Drum, RH	610-039	610-039	611-027 ^s	-	-
1955-53	12" Front Drum, RH	610-019	610-019	N/R	-	-
1955-53	Exc. 12" Front Drum, LH	610-030	610-030	N/R	-	-
1955-53	Exc. 12" Front Drum, RH	610-018	610-018	N/R	-	-
1952-33	Exc. 12" Front Drum, LH	610-030	610-030	N/R	-	-
1952-33	Exc. 12" Front Drum, RH	610-018	610-018	N/R	-	-
DYNASTY						
1993-91	w/Rear Disc Brakes	610-285	610-417	611-062 ^s	611-074 ^{Dc}	-
1993-91	w/Rear Drum Brakes	610-285	610-253	611-062 ^s	611-074 ^{Dc}	-
1990	w/Rear Disc Brakes, Bendix	610-285	610-417	611-062 ^s	611-074 ^{Dc}	-
1990	w/Rear Disc Brakes, Bosch	610-285	610-361	611-062 ^s	611-074 ^{Dc}	-
1990	w/Rear Drum Brakes	610-285	610-253	611-062 ^s	611-074 ^{Dc}	-
1989-88	w/Rear Disc Brakes	610-285	610-361	611-062 ^s	611-074 ^{Dc}	-
1989-88	w/Rear Drum Brakes	610-285	610-253	611-062 ^s	611-074 ^{Dc}	-
INTREPID						
2004-02	-	610-473	610-438	611-181 ^s	611-074 ^{Dc}	-
2001-98	-	610-384	610-384	611-181 ^s	611-074 ^{Dc}	-
1997-93	-	610-384	610-384	611-062 ^s	611-074 ^{Ds}	-
LANCER						
1989-88	-	610-285	610-253	611-062 ^s	611-074 ^{Dc}	-
1987-85	-	610-285	610-285	611-062 ^s	611-074 ^{Dc} 611-090 ^{Fb}	-
1962-61	Cast Iron Drum, LH	610-084	610-099	611-015 ^s	-	-
1962-61	Cast Iron Drum, RH	610-083	610-186	611-014 ^s	-	-
1962-61	Steel Encased Drum, LH	610-084	610-099	611-015 ^s	-	-
1962-61	Steel Encased Drum, RH	610-024	610-186	611-014 ^s	-	-
MAGNUM, MIRADA						
1983-80	K-H Rotor	610-234	610-103	611-027 ^s	611-091 ^{Fc}	-
1983-80	Motor Wheel Rotor	610-169	610-103	611-027 ^s	611-091 ^{Fc}	-

Dot 1 The Dot 1 package option allows you to sell in single piece quantity. See page 131 for details.

10

Wheel Stud and Nut Applications

Wheel Stud and Nut Applications

STYLES:



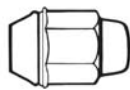
A = Acorn



B = Bulge



C = Cover



D = Dometop Capped Nut



E = External Thread



F = Flattop Capped Nut

FINISHES:

- b = Black
- c = Chrome
- g = Gray
- s = Stainless

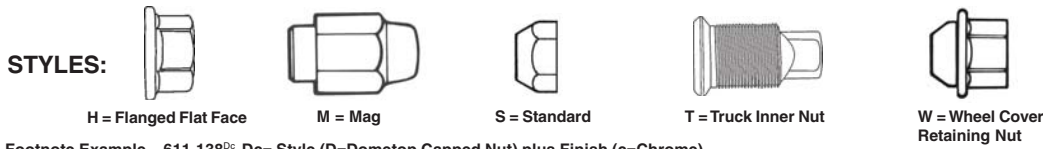
Footnote Example – 611-138^{b,c} Dc= Style (D=Dometop Capped Nut) plus Finish (c=Chrome)

Make/Model/ Years	Application	Front Bolt	Rear Bolt	Standard Nut	Optional & Cap Nuts	Nut Covers
DODGE (continued)						
MAGNUM, MIRADA (continued)						
1979-78	Budd Rotor	610-236	610-103	611-027 ^s	611-091 ^{Fc}	-
1979-78	K-H Rotor	610-234	610-103	611-027 ^s	611-091 ^{Fc}	-
MONACO, POLARA						
1992-90	w/Rear Disc Brakes	610-321	-	611-063 ^B	611-074 ^{Ds} 611-148 ^{Dc}	-
1992-90	w/Rear Drum Brakes	610-321	610-321	611-063 ^B	611-074 ^{Ds} 611-148 ^{Dc}	-
1978	Budd Rotor	610-236	610-103	611-027 ^s	-	-
1978	K-H Rotor	610-234	610-103	611-027 ^s	-	-
1977	-	610-234	610-103	611-027 ^s	-	-
1976-74	Budd Rotor	610-172	610-103	611-027 ^s	611-091 ^{Fc}	-
1976-74	K-H Rotor	610-173	610-103	611-027 ^s	611-091 ^{Fc}	-
1973	-	610-148	610-103	611-027 ^s	611-091 ^{Fc}	-
1972-71	w/Front Disc Brakes	610-149	610-103	611-027 ^s	611-091 ^{Fc}	-
1972-71	w/Front Drum, K-H	610-134	610-103	611-027 ^s	611-091 ^{Fc}	-
1972-71	w/Front Drum, Motor Wheel	610-132	610-103	611-027 ^s	611-091 ^{Fc}	-
1970	w/Front Disc Brakes, LH	-	-	611-026 ^s	-	-
1970	w/Front Disc Brakes, RH	610-149	610-103	611-027 ^s	611-122 ^{Dc}	-
1970	w/Front Drum, K-H, LH	610-135	-	611-026 ^s	-	-
1970	w/Front Drum, K-H, RH	610-134	610-103	611-027 ^s	611-122 ^{Dc}	-
1970	w/Front Drum, Motor Wheel, LH	610-133	-	611-026 ^s	-	-
1970	w/Front Drum, Motor Wheel, RH	610-132	610-103	611-027 ^s	611-122 ^{Dc}	-
1969	w/10" Front Drum, Budd, LH	610-133	-	611-026 ^s	-	-
1969	w/10" Front Drum, Budd, RH	610-122	610-103	611-027 ^s	611-122 ^{Dc}	-
1969	w/10" Front Drum, K-H, LH	610-135	-	611-026 ^s	-	-
1969	w/10" Front Drum, K-H, RH	610-134	610-103	611-027 ^s	611-122 ^{Dc}	-
1969	w/11" Front Drum, LH	610-133	-	611-026 ^s	-	-
1969	w/11" Front Drum, RH	610-132	610-103	611-027 ^s	611-122 ^{Dc}	-
1969	w/Front Disc Brakes, LH	-	-	611-026 ^s	-	-
1969	w/Front Disc Brakes, RH	610-149	610-103	611-027 ^s	611-122 ^{Dc}	-
1968-67	w/10" Front Drum, LH	610-133	-	611-026 ^s	-	-
1968-67	w/10" Front Drum, RH	610-122	610-103	611-027 ^s	611-122 ^{Dc}	-
1968-67	w/11" x 2-3/4" Front Drum, Budd, LH	610-133	-	611-026 ^s	-	-
1968-67	w/11" x 2-3/4" Front Drum, Budd, RH	610-122	610-103	611-027 ^s	611-122 ^{Dc}	-
1968-67	w/11" x 2-3/4" Front Drum, K-H, LH	610-135	-	611-026 ^s	-	-
1968-67	w/11" x 2-3/4" Front Drum, K-H, RH	610-134	610-103	611-027 ^s	611-122 ^{Dc}	-
1968-67	w/11" x 3" Front Drum, Budd, LH	610-121	-	611-026 ^s	-	-
1968-67	w/11" x 3" Front Drum, Budd, RH	610-120	610-103	611-027 ^s	611-122 ^{Dc}	-
1968-67	w/11" x 3" Front Drum, K-H, LH	610-135	-	611-026 ^s	-	-
1968-67	w/11" x 3" Front Drum, K-H, RH	610-039	610-103	611-027 ^s	611-122 ^{Dc}	-
1968-67	w/11" x 3" Front Drum, Motor Wheel, LH	610-133	-	611-026 ^s	-	-
1968-67	w/11" x 3" Front Drum, Motor Wheel, RH	610-132	610-103	611-027 ^s	611-122 ^{Dc}	-
1968-67	w/Front Disc Brakes, LH	610-035	-	611-026 ^s	-	-
1968-67	w/Front Disc Brakes, RH	610-126	610-103	611-027 ^s	611-122 ^{Dc}	-
1966-65	w/11" x 2-3/4" Front Drum, Budd, LH	610-133	-	611-026 ^s	-	-
1966-65	w/11" x 2-3/4" Front Drum, Budd, RH	610-122	610-103	611-027 ^s	-	-
1966-65	w/11" x 2-3/4" Front Drum, K-H, LH	610-135	-	611-026 ^s	-	-
1966-65	w/11" x 2-3/4" Front Drum, K-H, RH	610-134	610-103	611-027 ^s	-	-
1966-65	w/11" x 2-3/4" Front Drum, Motor Wheel, Stamped 21MWY4, LH	610-133	-	611-026 ^s	-	-
1966-65	w/11" x 2-3/4" Front Drum, Motor Wheel, Stamped 21MWY4, RH	610-132	610-103	611-027 ^s	-	-
1966-65	w/11" x 2-3/4" Front Drum, Motor Wheel, Stamped MWY, LH	610-135	-	611-026 ^s	-	-
1966-65	w/11" x 2-3/4" Front Drum, Motor Wheel, Stamped MWY, RH	610-039	610-103	611-027 ^s	-	-
1966-65	w/11" x 3" Front Drum, LH	610-133	-	611-026 ^s	-	-
1966-65	w/11" x 3" Front Drum, RH	610-132	610-103	611-027 ^s	-	-
1964-63	10" Front Drum, Detroit Built, LH	610-135	-	611-026 ^s	-	-
1964-63	10" Front Drum, Detroit Built, RH	610-039	610-036	611-027 ^s	-	-
1964-63	10" Front Drum, Exc. Detroit Built, LH	610-135	-	611-026 ^s	-	-
1964-63	10" Front Drum, Exc. Detroit Built, RH	610-134	610-036	611-027 ^s	-	-
1964-63	11" Front Drum, LH	610-135	-	611-026 ^s	-	-
1964-63	11" Front Drum, RH	610-134	610-103	611-027 ^s	-	-
1962	10" Front Drum, LH	610-135	-	611-026 ^s	-	-
1962	10" Front Drum, RH	610-134	610-036	611-027 ^s	-	-
1962	11" Front Drum, LH	610-135	-	611-026 ^s	-	-
1962	11" Front Drum, RH	610-134	610-103	611-027 ^s	-	-

10

Wheel Stud and Nut Applications

Wheel Stud and Nut Applications



FINISHES:
 b = Black
 c = Chrome
 g = Gray
 s = Stainless

Footnote Example – 611-138^{bc} Dc= Style (D=Dometop Capped Nut) plus Finish (c=Chrome)

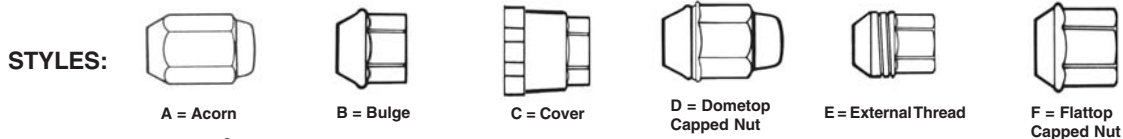
Make/Model/ Years	Application	Front Bolt	Rear Bolt	Standard Nut	Optional & Cap Nuts			Nut Covers
DODGE (continued)								
MONACO, POLARA (continued)								
1962	12" Front Drum, LH	610-135	610-135	611-026 ^s	-	-	-	-
1962	12" Front Drum, RH	610-039	610-039	611-027 ^s	-	-	-	-
1961	11" Front Drum, Composite, LH	610-135	610-135	611-026 ^s	-	-	-	-
1961	11" Front Drum, Composite, RH	610-039	610-039	611-027 ^s	-	-	-	-
1961	11" Front Drum, Full Cast, LH	-	-	611-026 ^s	-	-	-	-
1961	11" Front Drum, Full Cast, RH	610-036	610-036	611-027 ^s	-	-	-	-
1961	12" Front Drum, LH	610-135	610-135	611-026 ^s	-	-	-	-
1961	12" Front Drum, RH	610-039	610-039	611-027 ^s	-	-	-	-
NEON								
2005-00	-	610-285	610-253	611-074 ^{Dc}	611-109 ^E	-	-	-
1999-95	-	610-285	610-253	611-062 ^s	611-063 ^B	611-074 ^{Dc}	-	-
OMNI, 024, RAMPAGE								
1990-88	-	610-285	610-253	611-062 ^s	611-074 ^{Dc}	-	-	-
1987-85	200mm Rear Drum	610-285	610-285	611-062 ^s	611-074 ^{Dc}	-	-	-
1987-85	220mm Rear Drum	610-285	610-253	611-062 ^s	611-074 ^{Dc}	-	-	-
1984	-	610-285	610-253	611-062 ^s	611-074 ^{Dc}	-	-	-
1983-81	-	610-239	610-253	611-062 ^s	611-074 ^{Dc}	-	-	-
1980-78	-	610-239	610-253	611-062 ^s	611-063 ^B	611-074 ^{Dc}	-	611-602 ^{Db}
ROYAL MONACO								
1977-75	Budd Rotor	610-172	610-103	611-027 ^s	611-091 ^{Fc}	-	-	-
1977-75	K-H Rotor	610-173	610-103	611-027 ^s	611-091 ^{Fc}	-	-	-
SHADOW								
1994-90	w/Rear Disc Brakes	610-285	610-417	611-062 ^s	611-063 ^B	611-074 ^{Dc}	-	611-602 ^{Db}
1994-90	w/Rear Drum Brakes	610-285	610-253	611-062 ^s	611-063 ^B	611-074 ^{Dc}	-	611-602 ^{Db}
1989	w/Rear Disc Brakes	610-285	610-417	611-062 ^s	611-063 ^B	611-074 ^{Dc}	611-090 ^{Fb}	-
1989	w/Rear Drum Brakes	610-285	610-253	611-062 ^s	611-063 ^B	611-074 ^{Dc}	611-090 ^{Fb}	-
1988	w/Rear Disc Brakes	610-285	610-285	611-062 ^s	611-063 ^B	611-074 ^{Dc}	611-090 ^{Fb}	-
1988	w/Rear Drum Brakes	610-285	610-253	611-062 ^s	611-063 ^B	611-074 ^{Dc}	611-090 ^{Fb}	-
1987	-	610-285	610-285	611-062 ^s	611-063 ^B	611-074 ^{Dc}	-	-
SPIRIT								
1995-90	w/Rear Disc Brakes	610-285	610-417	611-062 ^s	611-074 ^{Dc}	-	-	-
1995-90	w/Rear Drum Brakes	610-285	610-253	611-062 ^s	611-074 ^{Dc}	-	-	-
1989	w/Rear Disc Brakes	610-285	610-285	611-062 ^s	611-074 ^{Dc}	-	-	-
1989	w/Rear Drum Brakes	610-285	610-253	611-062 ^s	611-074 ^{Dc}	-	-	-
ST REGIS								
1981-79	Budd Rotor	610-236	610-103	611-027 ^s	611-091 ^{Fc}	-	-	-
1981-79	K-H Rotor	610-234	610-103	611-027 ^s	611-091 ^{Fc}	-	-	-
STEALTH								
1996-92	-	610-414	610-414	611-141 ^{Ac}	611-203 ^{Dc}	-	-	-
1991	2WD	610-414	610-414	611-141 ^{Ac}	611-203 ^{Dc}	-	-	-
1991	4WD	610-414	610-275	611-141 ^{Ac}	611-203 ^{Dc}	-	-	-
STRATUS								
2005-02	Coupe	610-414	-	611-066 ^s	611-117 ^{Mc}	611-220 ^H	-	-
2005-02	Sedan	610-476	-	611-063 ^B	611-074 ^{Dc}	611-062 ^s	-	-
2001	Coupe	610-414	610-414	611-066 ^s	611-117 ^{Mc}	-	-	-
2001	Sedan	610-476	-	611-063 ^B	611-074 ^{Dc}	611-062 ^s	-	-
2000-95	-	610-285	610-285	611-062 ^s	611-063 ^B	611-074 ^{Dc}	-	-
VIPER								
2005-03	-	610-395	-	-	-	-	-	-
2002-92	-	610-395	610-395	611-163 ^B	-	-	-	-
DODGE TRUCK								
A100 COMPACT VAN, PICKUP								
1970-64	10" Drum, LH	610-121	-	611-026 ^s	-	-	-	-
1970-64	10" Drum, RH	610-120	610-103	611-027 ^s	-	-	-	-
1970-64	11" Budd Drum, LH	610-133	-	611-026 ^s	-	-	-	-
1970-64	11" Budd Drum, RH	610-122	610-103	611-027 ^s	-	-	-	-
1970-64	11" K-H Drum, LH	610-135	-	611-026 ^s	-	-	-	-
1970-64	11" K-H Drum, RH	610-134	610-103	611-027 ^s	-	-	-	-
1970-64	11" Motor Wheel Drum, LH	610-135	-	611-026 ^s	-	-	-	-
1970-64	11" Motor Wheel Drum, RH	610-039	610-103	611-027 ^s	-	-	-	-
B100/150/1500 VAN (1/2-TON)								
1998-86	-	610-236	610-103	611-027 ^s	611-091 ^{Fc}	611-122 ^{Dc}	611-163 ^B	-
1985-78	Budd Rotor	610-236	610-103	611-027 ^s	611-091 ^{Fc}	611-122 ^{Dc}	-	-
1985-78	K-H Rotor	610-148	610-103	611-027 ^s	611-091 ^{Fc}	611-122 ^{Dc}	-	-
1977-75	-	610-148	610-103	611-027 ^s	611-091 ^{Fc}	-	-	-
1974	-	610-148	610-174	611-027 ^s	611-091 ^{Fc}	-	-	-

Dot 1 The Dot 1 package option allows you to sell in single piece quantity. See page 131 for details.

10

Wheel Stud and Nut Applications

Wheel Stud and Nut Applications



FINISHES:
 b = Black
 c = Chrome
 g = Gray
 s = Stainless

Footnote Example – 611-138^{b,c} Dc= Style (D=Dometop Capped Nut) plus Finish (c=Chrome)

Make/Model/ Years	Application	Front Bolt	Rear Bolt	Standard Nut	Optional & Cap Nuts	Nut Covers
DODGE TRUCK (continued)						
B100/150/1500 VAN (1/2-TON) (continued)						
1973	w/10" Front Drum	610-169	610-174	611-027 ^s	- - - -	-
1973	w/11" Front Drum	610-315	610-174	611-027 ^s	- - - -	-
1973	w/Front Disc Brakes	610-148	610-174	611-027 ^s	- - - -	-
1972	w/10" Front Drum	610-169	610-174	611-027 ^s	- - - -	-
1972	w/11" Front Drum	610-315	610-174	611-027 ^s	- - - -	-
1972	w/Front Disc Brakes	610-149	610-174	611-027 ^s	- - - -	-
1971	w/Front Disc Brakes, LH	-	-	611-026 ^s	- - - -	-
1971	w/Front Disc Brakes, RH	610-149	610-103	611-027 ^s	- - - -	-
1971	w/Front Drum, Budd, LH	-	-	611-026 ^s	- - - -	-
1971	w/Front Drum, Budd, RH	610-315	610-103	611-027 ^s	- - - -	-
1971	w/Front Drum, Motor Wheel, LH	610-135	-	611-026 ^s	- - - -	-
1971	w/Front Drum, Motor Wheel, RH	610-169	610-103	611-027 ^s	- - - -	-
B200/250/2500 VAN (3/4-TON)						
1998	w/Chrysler Rear Axle	610-382	610-389	611-162 ^s	- - - -	-
1998	w/Dana Rear Axle	610-382	610-218	611-162 ^s	- - - -	-
1997	w/Chrysler Rear Axle, 5 Stud Wheel	610-148	610-103	611-027 ^s	611-122 ^{Dc} 611-163 ^B	-
1997	w/Chrysler Rear Axle, 8 Stud Wheel	610-148	610-174	611-027 ^s	611-122 ^{Dc} 611-163 ^B	-
1997	w/Dana HD Rear Axle	610-198	610-421	611-055 ^s	- - - -	-
1997	w/Dana Rear Axle	610-286	-	611-027 ^s	611-122 ^{Dc} 611-163 ^B	-
1996-90	w/8.25" Ring Gear	610-236	610-103	611-027 ^s	611-091 ^{Fc} 611-122 ^{Dc} 611-163 ^B	-
1996-90	w/9.25" Ring Gear	610-236	610-174	611-027 ^s	611-091 ^{Fc} 611-122 ^{Dc} 611-163 ^B	-
1989-86	-	610-236	610-103	611-027 ^s	611-091 ^{Fc} 611-122 ^{Dc}	-
1985-78	Budd Rotor	610-236	610-103	611-027 ^s	611-091 ^{Fc} 611-122 ^{Dc}	-
1985-78	K-H Rotor	610-148	610-103	611-027 ^s	611-091 ^{Fc} 611-122 ^{Dc}	-
1977-75	-	610-148	610-103	611-027 ^s	611-091 ^{Fc}	-
1974	-	610-148	610-174	611-027 ^s	611-091 ^{Fc}	-
1973	w/Front Disc Brakes	610-148	610-174	611-027 ^s	- - - -	-
1973	w/Front Drum	610-315	610-174	611-027 ^s	- - - -	-
1972	w/Front Disc Brakes	610-149	610-174	611-027 ^s	- - - -	-
1972	w/Front Drum	610-315	610-174	611-027 ^s	- - - -	-
1971	w/Front Disc Brakes, LH	-	-	611-026 ^s	- - - -	-
1971	w/Front Disc Brakes, RH	610-149	610-103	611-027 ^s	- - - -	-
1971	w/Front Drum, LH	-	-	611-026 ^s	- - - -	-
1971	w/Front Drum, RH	610-315	610-103	611-027 ^s	- - - -	-
B300/350/3500 VAN (1-TON)						
1998	w/Chrysler Rear Axle	610-382	610-389	611-162 ^s	- - - -	-
1998	w/Dana Rear Axle	610-382	610-218	611-162 ^s	- - - -	-
1997	w/Chrysler Rear Axle	610-148	610-174	611-122 ^s	611-163 ^B	-
1997	w/Dana HD Rear Axle	610-198	610-421	611-055 ^s	- - - -	-
1997	w/Dana Rear Axle	610-286	-	611-122 ^s	611-163 ^B	-
1996-95	Front, 1/2" Studs	610-286	-	611-121 ^s	- - - -	-
1996-95	Front, 5/8" Studs	610-198	-	611-055 ^s	- - - -	-
1996-95	Rear, Chrysler Axle	-	610-174	611-121 ^s	- - - -	-
1996-95	Rear, Dana Axle, 12" x 2-1/2" Drum	-	610-210	611-121 ^s	- - - -	-
1996-95	Rear, Dana Axle, 12" x 3" Drum	-	610-213	611-055 ^s	- - - -	-
1994-90	Front, 1/2" Studs	610-148	-	611-121 ^s	- - - -	-
1994-90	Front, 5/8" Studs	610-198	-	611-055 ^s	- - - -	-
1994-90	Rear, Chrysler Axle	-	610-174	611-121 ^s	- - - -	-
1994-90	Rear, Cutaway Cab, w/DRW	-	610-213	611-057 ^H	- - - -	-
1994-90	Rear, Dana Axle, 12" x 2-1/2" Drum	-	610-210	611-121 ^s	- - - -	-
1994-90	Rear, Dana Axle, 12" x 3" Drum	-	610-213	611-055 ^s	- - - -	-
1989-86	Front, w/4000 Lb Axle, 5/8"	-	-	611-055 ^s	- - - -	-
1989-86	Front, wo/4000 Lb Axle, 1/2" 5-Stud	610-148	-	611-027 ^s	- - - -	-
1989-86	Front, wo/4000 Lb Axle, 1/2" 8-Stud	610-286	-	611-121 ^s	- - - -	-
1989-86	Rear, Chrysler Axle	-	610-174	611-121 ^s	- - - -	-
1989-86	Rear, Cutaway Cab, w/DRW	-	610-215	611-057 ^H	- - - -	-
1989-86	Rear, Dana Axle, 12" x 2-1/2" Drum	-	610-210	611-121 ^s	- - - -	-
1989-86	Rear, Dana Axle, 12" x 3" Drum	-	610-213	611-055 ^s	- - - -	-
1985-84	w/9000 Lb GVW	610-198	610-213	611-055 ^s	- - - -	-
1985-84	wo/9000 Lb GVW	610-286	610-174	611-121 ^s	- - - -	-
1983-82	Front, w/9000 Lb GVW, 1/2" Studs	610-286	-	611-121 ^s	- - - -	-
1983-82	Front, w/9000 Lb GVW, 5/8" Studs	610-198	-	611-055 ^s	- - - -	-
1983-82	Front, wo/9000 Lb GVW, w/Budd Rotor	610-236	-	611-121 ^s	- - - -	-
1983-82	Front, wo/9000 Lb GVW, w/K-H Rotor	610-148	-	611-121 ^s	- - - -	-
1983-82	Rear, w/9000 Lb GVW	-	610-213	611-055 ^s	- - - -	-
1983-82	Rear, wo/9000 Lb GVW	-	610-210	611-121 ^s	- - - -	-

10 Wheel Stud and Nut Applications

Wheel Stud and Nut Applications



FINISHES:
 b = Black
 c = Chrome
 g = Gray
 s = Stainless

Footnote Example – 611-138^{b,c} Dc= Style (D=Dometop Capped Nut) plus Finish (c=Chrome)

Make/Model/ Years	Application	Front Bolt	Rear Bolt	Standard Nut	Optional & Cap Nuts	Nut Covers
DODGE TRUCK (continued)						
B300/350/3500 VAN (1-TON) (continued)						
1981-78	Front, w/9000 Lb GVW, 1/2" Studs	610-286	-	611-121 ^s	-	-
1981-78	Front, w/9000 Lb GVW, 5/8" Studs	610-198	-	611-055 ^s	-	-
1981-78	Front, wo/9000 Lb GVW, w/Budd Rotor ..	610-236	-	611-121 ^s	-	-
1981-78	Front, wo/9000 Lb GVW, w/K-H Rotor	610-148	-	611-121 ^s	-	-
1981-78	Rear, w/12" x 2-1/2" Rear Drum	-	610-210	611-121 ^s	-	-
1981-78	Rear, w/12" x 3" Rear Drum	-	610-213	611-055 ^s	-	-
1981-78	Rear, w/12-1/8" x 2" Rear Drum, Budd	-	610-153	611-121 ^s	-	-
1981-78	Rear, w/12-1/8" x 2" Rear Drum, Motor Wheel	-	610-169	611-121 ^s	-	-
1977-74	Front, 3300 Lb Axle	610-148	-	611-121 ^s	-	-
1977-74	Front, 3800 Lb Axle	610-198	-	611-055 ^s	-	-
1977-74	Rear, 12" x 2-1/2" Drum	-	610-210	611-121 ^s	-	-
1977-74	Rear, 12" x 3" Drum	-	610-213	611-055 ^s	-	-
1973	12" x 2-1/2" Rear Drum, Budd	610-148	610-210	611-121 ^s	-	-
1973	12" x 2-1/2" Rear Drum, Motor Wheel	610-148	610-169	611-121 ^s	-	-
1973	12" x 3" Rear Drum, Cutaway Cab w/DRW ..	610-198	610-215	611-057 ^H	-	-
1972-71	Front, w/Disc Brakes, LH	-	-	611-031 ^s	-	-
1972-71	Front, w/Disc Brakes, RH	610-149	-	611-121 ^s	-	-
1972-71	Front, w/Drum Brakes, Budd, LH	610-135	-	611-031 ^s	-	-
1972-71	Front, w/Drum Brakes, Budd, RH	610-178	-	611-121 ^s	-	-
1972-71	Front, w/Drum Brakes, Motor Wheel, LH ..	610-135	-	611-031 ^s	-	-
1972-71	Front, w/Drum Brakes, Motor Wheel, RH ..	610-169	-	611-121 ^s	-	-
1972-71	Rear, Budd, LH	-	610-211	611-031 ^s	-	-
1972-71	Rear, Budd, RH	-	610-210	611-121 ^s	-	-
1972-71	Rear, Cutaway Cab, w/DRW, LH	-	610-204	611-056 ^s	-	-
1972-71	Rear, Cutaway Cab, w/DRW, RH	-	610-203	611-055 ^s	-	-
1972-71	Rear, Motor Wheel, LH	-	610-135	611-031 ^s	-	-
1972-71	Rear, Motor Wheel, RH	-	610-169	611-121 ^s	-	-
CB300 CUTAWAY CAB						
1980-78	Front, DRW	610-199	-	611-057 ^H	-	-
1980-78	Front, SRW, 1/2" Studs	610-286	-	611-121 ^s	-	-
1980-78	Front, SRW, 5/8" Studs	610-198	-	611-055 ^s	-	-
1980-78	Rear, DRW	-	610-215	611-057 ^H	-	-
1980-78	Rear, SRW	-	610-213	611-055 ^s	-	-
1977-74	Front, 3300 Lb Axle	610-148	-	611-121 ^s	-	-
1977-74	Front, 3800 Lb Axle, DRW	610-199	-	611-057 ^H	-	-
1977-74	Front, 3800 Lb Axle, SRW	610-198	-	611-055 ^s	-	-
1977-74	Rear, 12" x 2-1/2" Drum	-	610-210	611-121 ^s	-	-
1977-74	Rear, 12" x 3" Drum, DRW	-	610-215	611-057 ^H	-	-
1977-74	Rear, 12" x 3" Drum, SRW	-	610-213	611-055 ^s	-	-
D100/150 PICKUP (1/2-TON 2WD)						
1993-86	-	610-236	610-103	611-027 ^s	611-091 ^{Fc} 611-122 ^{Dc}	-
1985-78	Budd Rotor	610-236	610-103	611-027 ^s	611-091 ^{Fc} 611-122 ^{Dc}	-
1985-78	K-H Rotor	610-148	610-103	611-027 ^s	611-091 ^{Fc} 611-122 ^{Dc}	-
1977-75	-	610-148	610-103	611-027 ^s	611-091 ^{Fc}	-
1974	-	610-148	610-174	611-027 ^s	611-091 ^{Fc}	-
1973-72	w/Front Disc Brakes	610-148	610-174	611-027 ^s	-	-
1973-72	w/Front Drum, Budd	610-200	610-174	611-027 ^s	-	-
1973-72	w/Front Drum, Motor Wheel	610-315	610-174	611-027 ^s	-	-
1971-69	RH	-	610-103	611-027 ^s	-	-
1968-63	Front, LH, w/Serrations	610-121	-	611-026 ^s	-	-
1968-63	Front, LH, wo/Serrations	-	-	611-026 ^s	-	-
1968-63	Front, RH, w/Serrations	610-120	-	611-027 ^s	-	-
1968-63	Front, RH, wo/Serrations	-	-	611-027 ^s	-	-
1968-63	Rear, LH, w/Flange Axle	-	-	611-026 ^s	-	-
1968-63	Rear, RH, w/Flange Axle	-	610-103	611-027 ^s	-	-
1968-63	Rear, RH, wo/Flange Axle	-	-	611-027 ^s	-	-
1968-63	Rear, LH, wo/Flange Axle	-	-	611-026 ^s	-	-
1962-57	LH	-	-	611-026 ^s	-	-
1962-57	RH	610-036	610-036	611-027 ^s	-	-
1956-35	LH	610-030	610-030	N/R	-	-
1956-35	RH	610-018	610-018	N/R	-	-
D200/250 PICKUP (3/4-TON 2WD)						
1993-90	Front, Diesel Eng	610-286	-	611-121 ^s	-	-
1993-90	Front, Gas Eng	610-148	-	611-121 ^s	-	-
1993-90	Rear, Chrysler Axle	-	610-174	611-121 ^s	-	-

Dot 1 The Dot 1 package option allows you to sell in single piece quantity.
 See page 131 for details.

Wheel Stud and Nut Applications

STYLES:



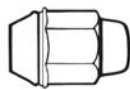
A = Acorn



B = Bulge



C = Cover



D = Dometop Capped Nut



E = External Thread



F = Flattop Capped Nut

FINISHES:

- b = Black
- c = Chrome
- g = Gray
- s = Stainless

Footnote Example – 611-138^{b,c} Dc= Style (D=Dometop Capped Nut) plus Finish (c=Chrome)

Make/Model/ Years	Application	Front Bolt	Rear Bolt	Standard Nut	Optional & Cap Nuts	Nut Covers
DODGE TRUCK (continued)						
D200/250 PICKUP (3/4-TON 2WD) (continued)						
1993-90	Rear, Dana 5500 Lb Axle	-	610-210	611-121 ^s	- - -	-
1993-90	Rear, Dana 6200 Lb Axle	-	610-348	611-121 ^s	- - -	-
1989-86	Front, 5-Stud	610-148	-	611-027 ^s	611-122 ^{bc} 611-091 ^{fc}	- - -
1989-86	Front, 8-Stud	610-286	-	611-121 ^s	611-122 ^{bc} 611-091 ^{fc}	- - -
1989-86	Rear, Chrysler Axle	-	610-174	611-121 ^s	611-122 ^{bc} 611-091 ^{fc}	- - -
1989-86	Rear, Dana 5500 Lb Axle	-	610-210	611-121 ^s	611-122 ^{bc} 611-091 ^{fc}	- - -
1989-86	Rear, Dana 6200 Lb Axle	-	610-348	611-121 ^s	611-122 ^{bc} 611-091 ^{fc}	- - -
1985-84	Chrysler Rear Axle	610-286	610-174	611-121 ^s	- - -	-
1985-84	Dana Rear Axle	610-286	610-210	611-121 ^s	- - -	-
1983-82	w/4000 Lb Front Axle	610-286	610-210	611-121 ^s	- - -	-
1983-82	wo/4000 Lb Front Axle, Budd Rotor	610-236	610-210	611-121 ^s	- - -	-
1983-82	wo/4000 Lb Front Axle, K-H Rotor	610-148	610-210	611-121 ^s	- - -	-
1981-79	Front, w/4000 Lb Axle	610-286	-	611-121 ^s	- - -	-
1981-79	Front, wo/4000 Lb Axle, Budd Rotor	610-236	-	611-121 ^s	- - -	-
1981-79	Front, wo/4000 Lb Axle, K-H Rotor	610-148	-	611-121 ^s	- - -	-
1981-79	Rear, 12" x 2-1/2" Drum	-	610-210	611-121 ^s	- - -	-
1981-79	Rear, 12-1/8" x 2" Drum, Budd	-	610-153	611-121 ^s	- - -	-
1981-79	Rear, 12-1/8" x 2" Drum, Motor Wheel	-	610-169	611-121 ^s	- - -	-
1978	Front, w/4000 Lb Axle	610-198	-	611-055 ^s	- - -	-
1978	Front, wo/4000 Lb Axle, Budd Rotor	610-236	-	611-121 ^s	- - -	-
1978	Front, wo/4000 Lb Axle, K-H Rotor	610-148	-	611-121 ^s	- - -	-
1978	Rear, 12" x 2-1/2" Drum	-	610-210	611-121 ^s	- - -	-
1978	Rear, 12" x 3" Drum	-	610-213	611-055 ^s	- - -	-
1978	Rear, 12-1/8" x 2" Drum, Budd	-	610-153	611-121 ^s	- - -	-
1978	Rear, 12-1/8" x 2" Drum, Motor Wheel	-	610-169	611-121 ^s	- - -	-
1977-74	12" x 2-1/2" Rear Drum	610-148	610-210	611-121 ^s	- - -	-
1977-74	12" x 3" Rear Drum	610-198	610-213	611-055 ^s	- - -	-
1977-74	12-1/8" x 2" Rear Drum, Budd	610-148	610-153	611-121 ^s	- - -	-
1977-74	12-1/8" x 2" Rear Drum, Motor Wheel	610-148	610-169	611-121 ^s	- - -	-
1973	12" x 3" Rear Drum	610-198	610-213	611-055 ^s	- - -	-
1973	12-1/8" x 2" Rear Drum, Budd	610-148	610-153	611-121 ^s	- - -	-
1973	12-1/8" x 2" Rear Drum, Motor Wheel	610-148	610-169	611-121 ^s	- - -	-
1972	Front, 12" x 2-1/2" Drum, LH	610-135	-	611-031 ^s	- - -	-
1972	Front, 12" x 2-1/2" Drum, RH	610-178	-	611-121 ^s	- - -	-
1972	Front, 12" x 3" Drum, LH	610-202	-	611-056 ^s	- - -	-
1972	Front, 12" x 3" Drum, RH	610-281	-	611-055 ^s	- - -	-
1972	Front, 12-1/8" x 2" Drum, Budd, LH	610-135	-	611-031 ^s	- - -	-
1972	Front, 12-1/8" x 2" Drum, Budd, RH	610-178	-	611-121 ^s	- - -	-
1972	Front, 12-1/8" x 2" Drum, Motor Wheel, LH	610-135	-	611-031 ^s	- - -	-
1972	Front, 12-1/8" x 2" Drum, Motor Wheel, RH	610-169	-	611-121 ^s	- - -	-
1972	Front, w/Disc Brakes, LH	-	-	611-031 ^s	- - -	-
1972	Front, w/Disc Brakes, RH	610-149	-	611-121 ^s	- - -	-
1972	Rear, 12" x 3" Drum, LH	-	-	611-056 ^s	- - -	-
1972	Rear, 12" x 3" Drum, RH	-	610-213	611-055 ^s	- - -	-
1972	Rear, 12-1/8" x 2" Drum, Budd, LH	-	610-135	611-031 ^s	- - -	-
1972	Rear, 12-1/8" x 2" Drum, Budd, RH	-	610-153	611-121 ^s	- - -	-
1972	Rear, 12-1/8" x 2" Drum, Motor Wheel, LH	-	610-135	611-031 ^s	- - -	-
1972	Rear, 12-1/8" x 2" Drum, Motor Wheel, RH	-	610-169	611-121 ^s	- - -	-
1971-69	12" x 3" Drum, LH	-	610-211	611-031 ^s	- - -	-
1971-69	12" x 3" Drum, RH	-	610-210	611-121 ^s	- - -	-
1971-69	12-1/8" x 2" Drum, Crew Cab, LH	-	-	611-031 ^s	- - -	-
1971-69	12-1/8" x 2" Drum, Crew Cab, RH	-	-	611-121 ^s	- - -	-
1971-69	12-1/8" x 2" Drum, Std Cab, Budd, LH	610-201	610-135	611-031 ^s	- - -	-
1971-69	12-1/8" x 2" Drum, Std Cab, Budd, RH	610-220	610-153	611-121 ^s	- - -	-
1971-69	12-1/8" x 2" Drum, Std Cab, Motor Wheel, w/.67" Serration, LH	-	610-135	611-031 ^s	- - -	-
1971-69	12-1/8" x 2" Drum, Std Cab, Motor Wheel, w/.67" Serration, RH	-	610-169	611-121 ^s	- - -	-
1971-69	12-1/8" x 2" Drum, Std Cab, Motor Wheel, wo/.67" Serration, LH	610-135	610-135	611-031 ^s	- - -	-
1971-69	12-1/8" x 2" Drum, Std Cab, Motor Wheel, wo/.67" Serration, RH	610-169	610-169	611-121 ^s	- - -	-
1968-63	6-Stud Pattern, LH	610-205	610-204	611-056 ^s	- - -	-
1968-63	6-Stud Pattern, RH	610-229	610-203	611-055 ^s	- - -	-

10

Wheel Stud and Nut Applications

Wheel Stud and Nut Applications



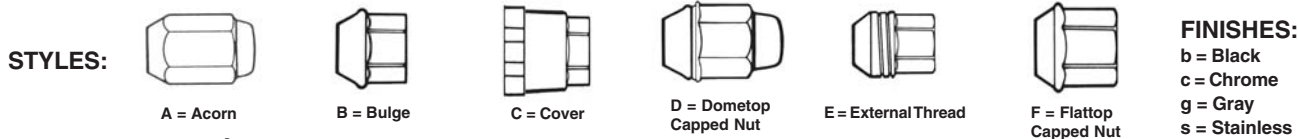
FINISHES:
 b = Black
 c = Chrome
 g = Gray
 s = Stainless

Footnote Example – 611-138^{b,c} Dc= Style (D=Dometop Capped Nut) plus Finish (c=Chrome)

Make/Model/ Years	Application	Front Bolt	Rear Bolt	Standard Nut	Optional & Cap Nuts	Nut Covers
DODGE TRUCK (continued)						
D200/250 PICKUP (3/4-TON 2WD) (continued)						
1968-63	8-Stud Pattern, Budd, LH	610-201	610-201	-	-	-
1968-63	8-Stud Pattern, Budd, RH	610-220	610-220	611-016 ^s	-	-
1968-63	8-Stud Pattern, Motor Wheel, LH	610-135	610-135	-	-	-
1968-63	8-Stud Pattern, Motor Wheel, RH	610-039	610-039	611-016 ^s	-	-
D300/350 PICKUP (1-TON 2WD)						
1993-90	Front, DRW	610-199	-	611-121 ^s	-	-
1993-90	Front, SRW, Diesel Eng	610-286	-	611-121 ^s	-	-
1993-90	Front, SRW, Gas Eng	610-148	-	611-121 ^s	-	-
1993-90	Rear, DRW, 12" x 3" Drum	-	610-215	611-121 ^s	-	-
1993-90	Rear, SRW, 12" x 2-1/2" Drum	-	610-210	611-121 ^s	-	-
1993-90	Rear, SRW, 12" x 3" Drum	-	610-348	611-121 ^s	-	-
1989-88	Front, DRW	610-199	-	611-057 ^H	-	-
1989-88	Front, SRW	610-148	-	611-121 ^s	-	-
1989-88	Rear, DRW, 12" x 3" Drum	-	610-215	611-057 ^H	-	-
1989-88	Rear, SRW, 12" x 2-1/2" Drum, 5800 Lb Axle	-	610-210	611-121 ^s	-	-
1989-88	Rear, SRW, 12" x 2-1/2" Drum, 6200 Lb Axle	-	610-348	611-121 ^s	-	-
1989-88	Rear, SRW, 12" x 3" Drum	-	610-213	611-055 ^s	-	-
1987-86	Front, DRW	610-199	-	611-057 ^H	-	-
1987-86	Front, SRW	610-148	-	611-121 ^s	-	-
1987-86	Rear, DRW, 12" x 3" Drum	-	610-215	611-057 ^H	-	-
1987-86	Rear, SRW, 12" x 2-1/2" Drum	-	610-210	611-121 ^s	-	-
1987-86	Rear, SRW, 12" x 3" Drum	-	610-213	611-055 ^s	-	-
1985-82	Front, DRW	610-199	-	611-057 ^H	-	-
1985-82	Front, SRW, 1/2" Studs	610-286	-	611-121 ^s	-	-
1985-82	Front, SRW, 5/8" Studs	610-198	-	611-055 ^s	-	-
1985-82	Rear, DRW, 12" x 3" Drum	-	610-215	611-057 ^H	-	-
1985-82	Rear, SRW, 12" x 2-1/2" Drum	-	610-210	611-121 ^s	-	-
D300/350 PICKUP (1-TON 2WD)						
1985-82	Rear, SRW, 12" x 3" Drum	-	610-213	611-055 ^s	-	-
1981-78	Front, DRW	610-199	-	611-057 ^H	-	-
1981-78	Front, SRW, 1/2" Studs	610-286	-	611-121 ^s	-	-
1981-78	Front, SRW, 5/8" Studs	610-198	-	611-055 ^s	-	-
1981-78	Rear, DRW, 12" x 3" Drum	-	610-215	611-057 ^H	-	-
1981-78	Rear, SRW, 12" x 2-1/2" Drum	-	610-210	611-121 ^s	-	-
1981-78	Rear, SRW, 12" x 3" Drum	-	610-213	611-055 ^s	-	-
1981-78	Rear, SRW, 12-1/8" x 2" Drum, Budd	-	610-153	611-121 ^s	-	-
1981-78	Rear, SRW, 12-1/8" x 2" Drum, Motor Wheel	-	610-169	611-121 ^s	-	-
1977-74	Front, DRW	610-199	-	611-057 ^H	-	-
1977-74	Front, SRW, 1/2" Studs	610-148	-	611-121 ^s	-	-
1977-74	Front, SRW, 5/8" Studs	610-198	-	611-055 ^s	-	-
1977-74	Rear, DRW	-	610-215	611-057 ^H	-	-
1977-74	Rear, SRW	-	610-213	611-055 ^s	-	-
1973	DRW	610-199	610-215	611-057 ^H	-	-
1973	SRW, LH	610-202	610-204	611-056 ^s	-	-
1973	SRW, RH	610-281	610-203	611-055 ^s	-	-
1972	DRW, w/Front Disc Brakes, LH	610-206	610-204	611-056 ^s	-	-
1972	DRW, w/Front Disc Brakes, RH	610-048	610-203	611-055 ^s	-	-
1972	DRW, w/Front Drum, LH	610-205	610-204	611-056 ^s	-	-
1972	DRW, w/Front Drum, RH	610-229	610-203	611-055 ^s	-	-
1972	SRW, LH	610-202	610-204	611-056 ^s	-	-
1972	SRW, RH	610-281	610-203	611-055 ^s	-	-
1971-69	Budd Drum, LH	610-205	610-204	611-056 ^s	-	-
1971-69	Budd Drum, RH	610-229	610-203	611-055 ^s	-	-
1971-69	Motor Wheel Drum, LH	-	610-204	611-056 ^s	-	-
1971-69	Motor Wheel Drum, RH	-	610-203	611-055 ^s	-	-
1968-63	-	-	610-086	611-055 ^s	-	-
1968-63	-	-	610-087	611-056 ^s	-	-
D50 PICKUP						
1982-79	-	610-276	610-275	611-066 ^s	611-141 ^{Ac}	-
DAKOTA						
2005-01	-	610-395	610-174	611-163 ^B	-	-
2000	-	610-395	610-174	611-027 ^s	611-122 ^{Dc}	-
1999-98	-	610-395	610-395	611-027 ^s	611-122 ^{Dc}	-

Dot 1 The Dot 1 package option allows you to sell in single piece quantity. See page 131 for details.

Wheel Stud and Nut Applications



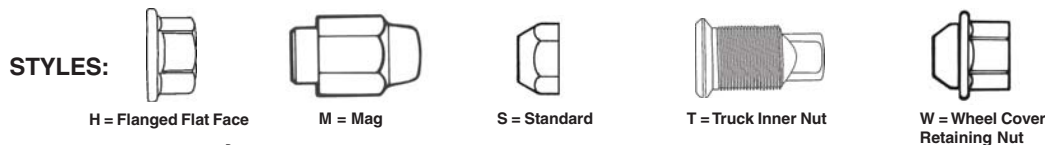
Footnote Example – 611-138^{b,c} Dc= Style (D=Dometop Capped Nut) plus Finish (c=Chrome)

Make/Model/ Years	Application	Front Bolt	Rear Bolt	Standard Nut	Optional & Cap Nuts	Nut Covers
DODGE TRUCK (continued)						
DAKOTA (continued)						
1997	-	610-395	610-103	611-027 ^s	611-122 ^{Dc}	-
1996-94	2WD	610-236	610-103	611-027 ^s	611-091 ^{Fc} 611-175 ^W	-
1996-94	4WD	610-395	610-103	611-027 ^s	611-091 ^{Fc}	-
1993-91	2WD	610-236	610-103	611-027 ^s	611-091 ^{Fc}	-
1993-91	4WD	610-395	610-103	611-027 ^s	611-091 ^{Fc}	-
1990-87	2WD	610-236	610-103	611-027 ^s	611-091 ^{Fc}	-
1990-87	4WD	610-289	610-103	611-027 ^s	611-091 ^{Fc}	-
DURANGO						
2005-03	2WD	610-472	610-174	611-122 ^{Dc}	611-163 ^B	-
2005-03	4WD	610-395	610-174	611-122 ^{Dc}	611-163 ^B	-
2002-98	-	610-395	610-174	611-122 ^{Dc}	611-163 ^B	-
M300/350 MOTOR HOME						
1974	DRW	610-199	610-215	611-057 ^H	-	-
1974	SRW, Spicer 60 Axle	610-199	610-213	611-055 ^s	-	-
1974	SRW, Spicer 70 Axle	610-199	610-215	611-055 ^s	-	-
1968	5-Stud, LH	610-053	-	611-029 ^s	-	-
1968	5-Stud, RH	-	-	611-028 ^s	-	-
1968	6-Stud, LH	-	610-087	611-056 ^s	-	-
1968	6-Stud, RH	-	610-086	611-055 ^s	-	-
P100 FORWARD CONTROL (1/2-TON)						
1968	Budd Drum, LH	610-201	610-135	-	-	-
1968	Budd Drum, RH	610-220	610-039	611-016 ^s	-	-
1968	Motor Wheel Drum, LH	610-135	610-135	-	-	-
1968	Motor Wheel Drum, RH	610-039	610-039	611-016 ^s	-	-
P200 FORWARD CONTROL (3/4-TON)						
1974-72	LH	-	610-211	611-031 ^s	-	-
1974-72	RH	610-149	610-210	611-121 ^s	-	-
1971-69	Budd Drum, LH	610-201	610-135	611-031 ^s	-	-
1971-69	Budd Drum, RH	610-220	610-153	611-121 ^s	-	-
1971-69	Motor Wheel Drum, w/.67" Serration, LH	610-135	610-135	611-031 ^s	-	-
1971-69	Motor Wheel Drum, w/.67" Serration, RH	610-039	610-169	611-121 ^s	-	-
1971-69	Motor Wheel Drum, wo/.67" Serration, LH	610-135	610-135	611-031 ^s	-	-
1971-69	Motor Wheel Drum, wo/.67" Serration, RH	610-169	610-169	611-121 ^s	-	-
1968	Budd Drum, LH	610-201	610-201	-	-	-
1968	Budd Drum, RH	610-220	610-220	611-016 ^s	-	-
1968	Motor Wheel Drum, LH	610-135	610-135	-	-	-
1968	Motor Wheel Drum, RH	610-039	610-039	611-016 ^s	-	-
P300/375 FORWARD CONTROL (1-TON)						
1977-74	DRW	610-196	610-196	611-057 ^H	-	-
1977-74	SRW, Spicer 60 Axle	610-229	610-213	611-055 ^s	-	-
1977-74	SRW, Spicer 70 Axle	610-229	610-196	611-055 ^s	-	-
1973	DRW	610-196	610-215	611-057 ^H	-	-
1973	SRW	610-229	610-203	611-055 ^s	-	-
1972	LH	610-205	610-204	611-056 ^s	-	-
1972	RH	610-229	610-203	611-055 ^s	-	-
1971-69	Budd Front Drum, LH	610-205	610-204	611-056 ^s	-	-
1971-69	Budd Front Drum, RH	610-229	610-203	611-055 ^s	-	-
1971-69	Motor Wheel Front Drum, LH	-	610-204	611-056 ^s	-	-
1971-69	Motor Wheel Front Drum, RH	-	610-203	611-055 ^s	-	-
1968	-	-	610-086	611-055 ^s	-	-
1968	-	-	610-087	611-056 ^s	-	-
RAIDER						
1989-87	-	610-262	610-312	611-078 ^{Ac}	-	-
RAM 1500 PICKUP (1/2-TON)						
2005-02	-	610-389	610-389	611-204 ^{Dc}	-	-
2001-00	-	610-379	-	611-122 ^{Dc}	-	-
1999-94	2WD	610-345	610-287	611-122 ^{Dc}	-	-
1999-94	4WD	610-379	610-287	611-122 ^{Dc}	-	-
RAM 1500 VAN (1/2-TON)						
2003-99	-	610-236	-	611-027 ^s	611-122 ^{Dc} 611-163 ^B	-
RAM 2500 PICKUP (3/4-TON)						
2005-03	-	610-471	-	611-162 ^B	-	-
2002-01	-	610-439	610-218	611-162 ^B	-	-
2000	-	610-218	610-218	611-162 ^B	-	-
1999-94	Front, 2WD	610-382	-	611-162 ^B	-	-
1999-94	Front, 4WD, 7500 Lb GVW	610-380	-	611-162 ^B	-	-

10

Wheel Stud and Nut Applications

Wheel Stud and Nut Applications



FINISHES:
 b = Black
 c = Chrome
 g = Gray
 s = Stainless

Footnote Example – 611-138^{b,c} Dc= Style (D=Dometop Capped Nut) plus Finish (c=Chrome)

Make/Model/ Years	Application	Front Bolt	Rear Bolt	Standard Nut	Optional & Cap Nuts	Nut Covers
DODGE TRUCK (continued)						
RAM 2500 PICKUP (3/4-TON)						
1999-94	Front, 4WD, 8800 Lb GVW	610-419	-	611-162 ^b	-	-
RAM 2500 PICKUP (3/4-TON)						
1999-94	Rear, w/Chrysler Axle	-	610-389	611-162 ^b	-	-
1999-94	Rear, w/Dana Axle	-	610-218	611-162 ^b	-	-
RAM 2500 VAN (3/4-TON)						
2003-99	w/Chrysler Rear Axle	610-382	610-389	611-162 ^b	-	-
2002-99	w/Dana Rear Axle	610-382	610-218	611-162 ^b	-	-
RAM 3500 PICKUP (1-TON)						
2005-03	-	610-471	-	611-180 ^h	-	-
2002	-	610-439	610-383	611-180 ^h	-	-
2001	DRW	610-439	610-383	611-180 ^h	-	-
2001	SRW	610-439	610-383	611-162 ^b	-	-
2000	DRW	610-383	610-383	611-180 ^h	-	-
2000	SRW	610-383	610-383	611-162 ^b	-	-
1999-94	DRW	610-381	610-383	611-180 ^h	-	-
1999-94	SRW, 2WD	610-346	610-383	611-162 ^b	-	-
1999-94	SRW, 4WD	610-381	610-383	611-162 ^b	-	-
RAM 3500 VAN (1-TON)						
2003-99	w/Chrysler Rear Axle	610-382	610-389	611-162 ^b	-	-
2002-99	w/Dana Rear Axle	610-382	610-218	611-162 ^b	-	-
RAM 50 PICKUP						
1993-92	-	610-262	610-275	611-078 ^{Ac}	611-141 ^{Ac}	-
1991-87	-	610-262	610-312	611-066 ^s	611-078 ^{Ac}	611-141 ^{Ac}
1986-85	2WD	610-275	610-275	611-066 ^s	611-078 ^{Ac}	611-141 ^{Ac}
1986-85	4WD	610-262	610-275	611-066 ^s	611-078 ^{Ac}	611-141 ^{Ac}
1984-83	-	610-276	610-275	611-066 ^s	611-141 ^{Ac}	-
RAMCHARGER						
1993-86	2WD	610-236	610-103	611-027 ^s	611-091 ^{Fc}	611-122 ^{Dc}
1993-86	4WD	610-277	610-103	611-027 ^s	611-091 ^{Fc}	611-122 ^{Dc}
1985-84	2WD, Budd Rotor	610-236	610-103	611-027 ^s	611-091 ^{Fc}	611-122 ^{Dc}
1985-84	2WD, K-H Rotor	610-148	610-103	611-027 ^s	611-091 ^{Fc}	611-122 ^{Dc}
1985-84	4WD	610-363	610-103	611-027 ^s	611-091 ^{Fc}	611-122 ^{Dc}
1983-82	2WD, Budd Rotor	610-236	610-103	611-027 ^s	611-122 ^{Dc}	-
1983-82	2WD, K-H Rotor	610-148	610-103	611-027 ^s	611-122 ^{Dc}	-
1983-82	4WD	610-277	610-103	611-027 ^s	611-122 ^{Dc}	-
1981-78	2WD, Budd Rotor	610-236	610-103	611-027 ^s	611-122 ^{Dc}	-
1981-78	2WD, K-H Rotor	610-148	610-103	611-027 ^s	611-122 ^{Dc}	-
1981-78	4WD, w/Locking Hubs	610-277	610-103	611-027 ^s	611-122 ^{Dc}	-
1981-78	4WD, wo/Locking Hubs	610-149	610-103	611-027 ^s	611-122 ^{Dc}	-
1977-75	2WD	610-148	610-103	611-027 ^s	611-091 ^{Fc}	-
1977-75	4WD	610-149	610-103	611-027 ^s	611-091 ^{Fc}	-
1974	2WD	610-148	610-174	611-027 ^s	611-091 ^{Fc}	-
1974	4WD	610-220	610-174	611-027 ^s	611-091 ^{Fc}	-
W100/150 PICKUP (1/2-TON 4WD)						
1993-86	-	610-277	610-103	611-027 ^s	611-091 ^{Fc}	611-122 ^{Dc}
1985-84	-	610-363	610-103	611-027 ^s	611-091 ^{Fc}	611-122 ^{Dc}
1983-82	-	610-277	610-103	611-027 ^s	611-122 ^{Dc}	-
1981-78	w/Locking Hubs	610-277	610-103	611-027 ^s	611-122 ^{Dc}	-
1981-78	wo/Locking Hubs	610-149	610-103	611-027 ^s	611-122 ^{Dc}	-
1977-75	-	610-149	610-103	611-027 ^s	611-091 ^{Fc}	-
1974-72	-	610-220	610-174	611-027 ^s	611-091 ^{Fc}	-
1971-69	LH	610-201	-	611-026 ^s	-	-
1971-69	RH	610-220	610-103	611-027 ^s	-	-
1968-61	Front, Budd, LH	610-201	-	611-026 ^s	-	-
1968-61	Front, Budd, RH	610-220	-	611-027 ^s	-	-
1968-61	Front, Motor Wheel, LH	610-135	-	611-026 ^s	-	-
1968-61	Front, Motor Wheel, RH	610-039	-	611-027 ^s	-	-
1968-61	Rear, w/Flange Axle, LH	-	-	611-026 ^s	-	-
1968-61	Rear, w/Flange Axle, RH	-	610-103	611-027 ^s	-	-
1968-61	Rear, wo/Flange Axle, LH	-	-	611-026 ^s	-	-
1968-61	Rear, wo/Flange Axle, RH	-	-	611-027 ^s	-	-
1962-57	LH	-	-	611-026 ^s	-	-
1962-57	RH	610-036	610-036	611-027 ^s	-	-
1956-35	LH	610-030	610-030	N/R	-	-
1956-35	RH	610-018	610-018	N/R	-	-

Dot 1 The Dot 1 package option allows you to sell in single piece quantity. See page 131 for details.

10
Wheel Stud and Nut Applications

Wheel Stud and Nut Applications

STYLES:



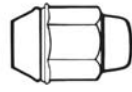
A = Acorn



B = Bulge



C = Cover



D = Dometop Capped Nut



E = External Thread



F = Flattop Capped Nut

FINISHES:

b = Black
c = Chrome
g = Gray
s = Stainless

Footnote Example – 611-138^{b,c} Dc= Style (D=Dometop Capped Nut) plus Finish (c=Chrome)

Make/Model/ Years	Application	Front Bolt	Rear Bolt	Standard Nut	Optional & Cap Nuts	Nut Covers
DODGE TRUCK (continued)						
W200/250 PICKUP (3/4-TON 4WD)						
1993-86	Front, 3500 Lb Axle	610-277	-	611-121 ^s	-	-
1993-86	Front, 4500 Lb Axle	610-363	-	611-121 ^s	-	-
1993-86	Rear, Chrysler Axle	-	610-174	611-121 ^s	-	-
1993-86	Rear, Dana 5500 Lb Axle	-	610-210	611-121 ^s	-	-
1993-86	Rear, Dana 6200 Lb Axle	-	610-348	611-121 ^s	-	-
1985-84	Chrysler Rear Axle	610-363	610-174	611-121 ^s	-	-
1985-84	Dana Rear Axle	610-363	610-210	611-121 ^s	-	-
1983-82	w/3500 Lb Axle	610-277	610-210	611-121 ^s	-	-
1983-82	w/4500 Lb Axle	610-363	610-210	611-121 ^s	-	-
1981	Front, w/3500 Lb Axle	610-277	-	611-121 ^s	-	-
1981	Front, w/4500 Lb Axle	610-363	-	611-121 ^s	-	-
1981	Rear, 12" x 2-1/2" Drum	-	610-210	611-121 ^s	-	-
1981	Rear, 12-1/8" x 2" Drum, Budd	-	610-153	611-121 ^s	-	-
1981	Rear, 12-1/8" x 2" Drum, Motor Wheel	-	610-169	611-121 ^s	-	-
1980-79	Front, w/3500 Lb Axle	610-149	-	611-121 ^s	-	-
1980-79	Front, w/4500 Lb Axle	610-363	-	611-121 ^s	-	-
1980-79	Rear, 12" x 2-1/2" Drum	-	610-210	611-121 ^s	-	-
1980-79	Rear, 12-1/8" x 2" Drum, Budd	-	610-153	611-121 ^s	-	-
1980-79	Rear, 12-1/8" x 2" Drum, Motor Wheel	-	610-169	611-121 ^s	-	-
1978-75	Front, w/3500 Lb Axle	610-149	-	611-121 ^s	-	-
1978-75	Front, w/4500 Lb Axle	610-363	-	611-121 ^s	-	-
1978-75	Rear, 12" x 2-1/2" Drum	-	610-210	611-121 ^s	-	-
1978-75	Rear, 12" x 3" Drum	-	610-213	611-055 ^s	-	-
1978-75	Rear, 12-1/8" x 2" Drum, Budd	-	610-153	611-121 ^s	-	-
1978-75	Rear, 12-1/8" x 2" Drum, Motor Wheel	-	610-169	611-121 ^s	-	-
1974	Front, 12" x 3" Drum	610-178	-	611-121 ^s	-	-
1974	Front, 12-1/8" x 2" Drum, Budd	610-220	-	611-121 ^s	-	-
1974	Front, 12-1/8" x 2" Drum, Motor Wheel	610-169	-	611-121 ^s	-	-
1974	Rear, 12" x 2-1/2" Drum	-	610-210	611-121 ^s	-	-
1974	Rear, 12" x 3" Drum	-	610-213	611-055 ^s	-	-
1974	Rear, 12-1/8" x 2" Drum, Budd	-	610-153	611-121 ^s	-	-
1974	Rear, 12-1/8" x 2" Drum, Motor Wheel	-	610-169	611-121 ^s	-	-
1973	12" x 3" Front Drum	610-178	-	611-121 ^s	-	-
1973	12-1/8" x 2" Front Drum, Budd	610-220	610-210	611-121 ^s	-	-
1973	12-1/8" x 2" Front Drum, Motor Wheel	610-169	610-210	611-121 ^s	-	-
1972	Front, 12" x 3" Drum, 1/2" Stud, LH	610-135	-	611-031 ^s	-	-
1972	Front, 12" x 3" Drum, 1/2" Stud, RH	610-178	-	611-121 ^s	-	-
1972	Front, 12" x 3" Drum, 5/8" Stud, LH	610-202	-	611-056 ^s	-	-
1972	Front, 12" x 3" Drum, 5/8" Stud, RH	610-281	-	611-055 ^s	-	-
1972	Front, 12-1/8" x 2" Drum, Budd, LH	610-201	-	611-031 ^s	-	-
1972	Front, 12-1/8" x 2" Drum, Budd, RH	610-220	-	611-121 ^s	-	-
1972	Front, 12-1/8" x 2" Drum, Motor Wheel, LH	610-135	-	611-031 ^s	-	-
1972	Front, 12-1/8" x 2" Drum, Motor Wheel, RH	610-169	-	611-121 ^s	-	-
1972	Rear, 12" x 2-1/2" Drum, LH	-	610-211	611-031 ^s	-	-
1972	Rear, 12" x 2-1/2" Drum, RH	-	610-210	611-121 ^s	-	-
1972	Rear, 12" x 3" Drum, LH	-	610-213	611-056 ^s	-	-
1972	Rear, 12" x 3" Drum, RH	-	610-213	611-055 ^s	-	-
1971-69	Front, 12" x 3" Drum, LH	-	-	611-031 ^s	-	-
1971-69	Front, 12" x 3" Drum, RH	-	-	611-121 ^s	-	-
1971-69	Front, 12-1/8" x 2" Drum, Budd, LH	-	610-135	611-031 ^s	-	-
1971-69	Front, 12-1/8" x 2" Drum, Budd, LH	610-201	-	611-031 ^s	-	-
1971-69	Front, 12-1/8" x 2" Drum, Budd, RH	-	610-153	611-121 ^s	-	-
1971-69	Front, 12-1/8" x 2" Drum, Budd, RH	610-220	-	611-121 ^s	-	-
1971-69	Front, 12-1/8" x 2" Drum, Motor Wheel, LH	-	610-135	611-031 ^s	-	-
1971-69	Front, 12-1/8" x 2" Drum, Motor Wheel, RH	-	610-169	611-121 ^s	-	-
1971-69	Front, 12-1/8" x 2" Drum, Motor Wheel, w/.67" Serration, LH	-	-	611-031 ^s	-	-
1971-69	Front, 12-1/8" x 2" Drum, Motor Wheel, w/.67" Serration, RH	-	-	611-121 ^s	-	-
1971-69	Front, 12-1/8" x 2" Drum, Motor Wheel, wo/.67" Serration, LH	610-135	-	611-031 ^s	-	-

10

Wheel Stud and Nut Applications

Wheel Stud and Nut Applications



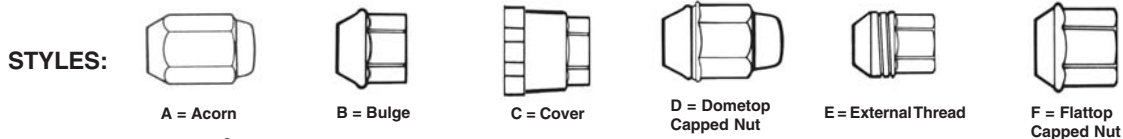
FINISHES:
 b = Black
 c = Chrome
 g = Gray
 s = Stainless

Footnote Example – 611-138^{bc} Dc= Style (D=Dometop Capped Nut) plus Finish (c=Chrome)

Make/Model/ Years	Application	Front Bolt	Rear Bolt	Standard Nut	Optional & Cap Nuts	Nut Covers
DODGE TRUCK (continued)						
W200/250 PICKUP (3/4-TON 4WD) (continued)						
1971-69	Front, 12-1/8" x 2" Drum, Motor Wheel, wo/.67" Serration, RH	610-169	-	611-121 ^s	-	-
1971-69	Rear, 12" x 3" Drum, LH	-	610-211	611-031 ^s	-	-
1971-69	Rear, 12" x 3" Drum, RH	-	610-210	611-121 ^s	-	-
1967-63	Budd, LH	610-201	610-201	-	-	-
1967-63	Budd, RH	610-220	610-220	611-016 ^s	-	-
1967-63	Motor Wheel, LH	610-135	610-135	-	-	-
1967-63	Motor Wheel, RH	610-039	610-039	611-016 ^s	-	-
W300/350 PICKUP (1-TON 4WD)						
1993-90	DRW, 12" x 3" Rear Drum	610-281	610-215	611-057 ^H	-	-
1993-90	SRW, 12" x 2-1/2" Rear Drum	610-363	610-210	611-121 ^s	-	-
1993-90	SRW, 12" x 3" Rear Drum	610-363	610-348	611-121 ^s	-	-
1989-88	Front, DRW	610-199	-	611-057 ^H	-	-
1989-88	Front, SRW	610-363	-	611-121 ^s	-	-
1989-88	Rear, DRW, 12" x 3" Drum	-	610-215	611-057 ^H	-	-
1989-88	Rear, SRW, 12" x 2-1/2" Drum, 5800 Lb Axle	-	610-210	611-121 ^s	-	-
1989-88	Rear, SRW, 12" x 2-1/2" Drum, 6200 Lb Axle	-	610-348	611-121 ^s	-	-
1989-88	Rear, SRW, 12" x 3" Drum	-	610-213	611-055 ^s	-	-
1987-86	Front, DRW	610-199	-	611-057 ^H	-	-
1987-86	Front, SRW	610-363	-	611-121 ^s	-	-
1987-86	Rear, DRW, 12" x 3" Drum	-	610-215	611-057 ^H	-	-
1987-86	Rear, SRW, 12" x 2-1/2" Drum	-	610-210	611-121 ^s	-	-
1987-86	Rear, SRW, 12" x 3" Drum	-	610-213	611-055 ^s	-	-
1985-82	Front, DRW	610-199	-	611-057 ^H	-	-
1985-82	Front, SRW	610-203	-	611-121 ^s	-	-
1985-82	Rear, DRW, 12" x 3" Drum	-	610-215	611-057 ^H	-	-
1985-82	Rear, SRW, 12" x 2-1/2" Drum	-	610-210	611-121 ^s	-	-
1985-82	Rear, SRW, 12" x 3" Drum	-	610-213	611-055 ^s	-	-
1981-78	Front, DRW	610-199	-	611-057 ^H	-	-
1981-78	Front, SRW	610-203	-	611-055 ^s	-	-
1981-78	Rear, DRW, 12" x 3" Drum	-	610-215	611-057 ^H	-	-
1981-78	Rear, SRW, 12" x 2-1/2" Drum	-	610-210	611-121 ^s	-	-
1981-78	Rear, SRW, 12" x 3" Drum	-	610-213	611-055 ^s	-	-
1981-78	Rear, SRW, 12-1/8" x 2" Drum, Budd	-	610-153	611-121 ^s	-	-
1981-78	Rear, SRW, 12-1/8" x 2" Drum, Motor Wheel	-	610-169	611-121 ^s	-	-
1977-75	DRW	610-199	610-215	611-057 ^H	-	-
1977-75	SRW	610-203	610-213	611-055 ^s	-	-
1974	DRW	610-215	610-215	611-057 ^H	-	-
1974	SRW	610-281	610-213	611-055 ^s	-	-
1973	DRW	610-203	610-215	611-057 ^H	-	-
1973	SRW, LH	610-281	610-204	611-056 ^s	-	-
1973	SRW, RH	610-281	610-203	611-055 ^s	-	-
1972	DRW, LH	610-204	610-204	611-056 ^s	-	-
1972	DRW, RH	610-203	610-203	611-055 ^s	-	-
1972	SRW, LH	610-202	610-204	611-056 ^s	-	-
1972	SRW, RH	610-281	610-203	611-055 ^s	-	-
1971-69	LH	610-204	610-204	611-056 ^s	-	-
1971-69	RH	610-203	610-203	611-055 ^s	-	-
1968-61	DRW, LH	-	610-087	611-056 ^s	-	-
1968-61	DRW, RH	-	610-086	611-055 ^s	-	-
1968-61	SRW, LH	-	-	611-056 ^s	-	-
1968-61	SRW, RH	-	-	611-055 ^s	-	-
EAGLE						
MEDALLION						
1989-88	-	610-337	610-337	N/R	-	-
PREMIER						
1992-90	w/Rear Disc Brakes	610-321	-	611-063 ^B	611-074 ^{Ds} 611-148 ^{Dc}	-
1992-90	w/Rear Drum Brakes	610-321	610-321	611-063 ^B	611-074 ^{Ds} 611-148 ^{Dc}	-
1989	w/Rear Disc Brakes	610-321	-	611-063 ^B	611-074 ^{Ds} 611-148 ^{Dc}	-
1989	w/Rear Drum Brakes	610-321	610-291	611-062 ^S	611-148 ^{Dc}	-
1988	w/Rear Disc Brakes	610-321	-	611-063 ^B	611-074 ^{Ds} 611-148 ^{Dc}	-
1988	w/Rear Drum Brakes	610-321	610-321	611-063 ^B	611-148 ^{Dc}	-

Dot 1 The Dot 1 package option allows you to sell in single piece quantity.
 See page 131 for details.

Wheel Stud and Nut Applications



FINISHES:
 b = Black
 c = Chrome
 g = Gray
 s = Stainless

Footnote Example – 611-138^{Dc} Dc= Style (D=Dometop Capped Nut) plus Finish (c=Chrome)

Make/Model/ Years	Application	Front Bolt	Rear Bolt	Standard Nut	Optional & Cap Nuts			Nut Covers
EAGLE (continued)								
SUMMIT								
1995	Exc. Wagon	610-414	610-414	611-066 ^S	611-141 ^{Ac}	-	-	-
1995	Wagon, 2WD	610-414	610-275	611-066 ^S	611-141 ^{Ac}	-	-	-
1995	Wagon, 4WD	610-414	610-414	611-066 ^S	611-141 ^{Ac}	-	-	-
1994-93	2-Door	610-414	610-414	611-066 ^S	611-141 ^{Ac}	-	-	-
1994-93	4-Door, Asian Built	610-414	610-414	611-066 ^S	611-141 ^{Ac}	-	-	-
1994-93	4-Door, USA Built	610-275	610-275	611-066 ^S	611-141 ^{Ac}	-	-	-
1992-91	-	610-275	610-275	611-066 ^S	611-141 ^{Ac}	-	-	-
1990-89	w/Rear Disc Brakes	610-275	610-414	611-066 ^S	611-141 ^{Ac}	-	-	-
1990-89	w/Rear Drum Brakes	610-275	610-275	611-066 ^S	611-141 ^{Ac}	-	-	-
TALON								
1998-97	-	610-414	610-414	611-117 ^{Mc}	-	-	-	-
1996-95	-	610-414	610-414	611-066 ^S	611-117 ^{Mc}	611-141 ^{Ac}	-	-
1994-90	-	610-414	610-275	611-066 ^S	611-117 ^{Mc}	611-142 ^{Ab}	-	-
VISION								
1997-93	-	610-384	610-384	611-062 ^S	611-074 ^{Ds}	-	-	-
EDSEL								
ALL MODELS								
1960-58	-	610-109	610-109	611-016 ^S	-	-	-	-
FIAT								
124, 128, 131, 850								
1982-69	-	610-405	610-405	N/R	-	-	-	-
BRAVA, STRADA								
1982-79	-	610-405	610-405	N/R	-	-	-	-
X-1/9								
1983-74	-	610-405	610-405	N/R	-	-	-	-
FORD								
ASPIRE								
1997-94	-	610-406	610-406	N/R	-	-	-	-
COBRA (See TORINO)								
CONTOUR								
2000-98	-	610-340	610-340	611-063 ^B	611-136 ^{Ds}	-	-	-
1997-95	-	610-340	610-340	611-062 ^S	611-063 ^B	-	-	-
CROWN VICTORIA, COUNTRY SEDAN, COUNTRY SQUIRE, COURIER, CUSTOM								
2006-02	-	610-426	610-481	611-016 ^S	611-071 ^{Dc}	611-093 ^B	611-197 ^W	611-222 ^S
2001	w/Sport Pkg	610-426	610-481	611-016 ^S	611-071 ^{Dc}	611-093 ^B	611-197 ^W	-
2001	wo/Sport Pkg	610-426	610-368	611-016 ^S	611-071 ^{Dc}	611-093 ^B	611-197 ^W	-
2000-98	-	610-426	610-368	611-016 ^S	611-071 ^{Dc}	611-093 ^B	611-197 ^W	-
1997-92	-	610-366	610-368	611-016 ^S	611-071 ^{Dc}	611-093 ^B	-	-
1991-78	-	610-252	610-260	611-016 ^S	611-071 ^{Dc}	611-093 ^B	-	-
1977	w/Rear Disc Brakes	610-252	610-345	611-016 ^S	611-071 ^{Dc}	-	-	-
1977	w/Rear Drum Brakes	610-252	610-260	611-016 ^S	611-071 ^{Dc}	-	-	-
1976	w/Rear Disc Brakes, From 3/1/76	610-252	610-345	611-016 ^S	-	-	-	-
1976	w/Rear Disc Brakes, To 2/29/76	610-162	610-345	611-016 ^S	-	-	-	-
1976	w/Rear Drum Brakes, From 3/1/76	610-252	610-260	611-016 ^S	-	-	-	-
1976	w/Rear Drum Brakes, To 2/29/76	610-162	610-260	611-016 ^S	-	-	-	-
1975-73	-	610-162	610-163	611-016 ^S	-	-	-	-
1972-71	w/Front Disc Brakes	610-148	610-109	611-016 ^S	-	-	-	-
1972-71	w/Front Drum	610-085	610-109	611-016 ^S	-	-	-	-
1970-69	w/Front Disc Brakes	610-148	610-109	611-016 ^S	-	-	-	-
1970-69	w/Front Drum, Exc. Full Cast Drum	610-085	610-109	611-016 ^S	-	-	-	-
1970-69	w/Front Drum, Full Cast Drum	610-153	610-109	611-016 ^S	-	-	-	-
1968-65	w/Front Disc Brakes	610-219	610-109	611-016 ^S	-	-	-	-
1968-65	w/Front Drum, Exc. Full Cast Drum	610-085	610-109	611-016 ^S	-	-	-	-
1968-65	w/Front Drum, Full Cast Drum	610-153	610-109	611-016 ^S	-	-	-	-
1964-60	-	610-109	610-109	611-016 ^S	-	-	-	-
ESCORT, EXP								
2003-91	-	610-340	610-340	611-077 ^{Ac}	611-072 ^S	611-100 ^{Mc}	611-194 ^W	611-195 ^W
2003-91	Additional Wheel Nuts	-	-	611-205 ^{Db}	-	-	-	-
1990	-	610-306	610-302	611-062 ^S	-	-	-	611-604 ^{Cb}
1989-86	-	610-365	610-302	611-062 ^S	611-063 ^B	611-136 ^{Ds}	-	611-603 ^{Cb}
1989-86	-	610-365	610-302	611-062 ^S	611-063 ^B	611-136 ^{Ds}	-	611-604 ^{Cb}
1985-84	-	610-365	610-302	611-063 ^B	611-136 ^{Ds}	-	-	611-603 ^{Cb}
1985-84	-	610-365	610-302	611-063 ^B	611-136 ^{Ds}	-	-	611-604 ^{Cb}
1983	From 2/1/83	610-365	610-302	611-063 ^B	611-136 ^{Ds}	-	-	611-603 ^{Cb}
1983	To 1/31/83	610-345	610-235	611-071 ^{Dc}	611-093 ^B	611-124 ^{Ds}	-	611-601 ^{Cb}

10

Wheel Stud and Nut Applications

Wheel Stud and Nut Applications



FINISHES:
 b = Black
 c = Chrome
 g = Gray
 s = Stainless

Footnote Example – 611-138^{bc} Dc= Style (D=Dometop Capped Nut) plus Finish (c=Chrome)

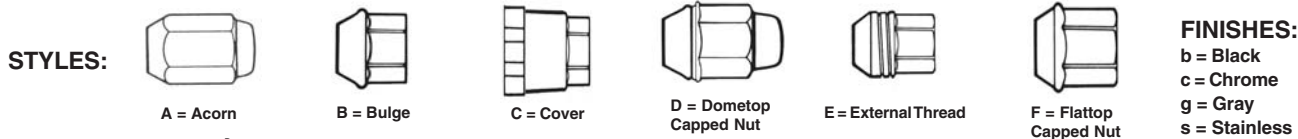
Make/Model/ Years	Application	Front Bolt	Rear Bolt	Standard Nut	Optional & Cap Nuts			Nut Covers
FORD (continued)								
ESCORT, EXP (continued)								
1982-81	-	610-345	610-235	611-071 ^{Dc}	611-093 ^B	611-124 ^{Ds}	-	611-601 ^{cb}
FAIRLANE								
1970-69	w/Front Disc Brakes	610-149	610-109	611-016 ^S	-	-	-	-
1970-69	w/Front Drum, Exc. Full Cast Drum	610-085	610-109	611-016 ^S	-	-	-	-
1970-69	w/Front Drum, Full Cast Drum	610-153	610-109	611-016 ^S	-	-	-	-
1968	w/Front Disc Brakes, Serration at Center	610-149	610-109	611-016 ^S	-	-	-	-
1968	w/Front Disc Brakes, Serration at Head	610-032	610-109	611-016 ^S	-	-	-	-
1968	w/Front Drum, Exc. Full Cast Drum	610-085	610-109	611-016 ^S	-	-	-	-
1968	w/Front Drum, Full Cast Drum	610-153	610-109	611-016 ^S	-	-	-	-
1967-65	w/Front Disc Brakes	610-219	610-109	611-016 ^S	-	-	-	-
1967-65	w/Front Drum, Exc. Full Cast Drum	610-085	610-109	611-016 ^S	-	-	-	-
1967-65	w/Front Drum, Full Cast Drum	610-153	610-109	611-016 ^S	-	-	-	-
1964-62	Exc. Full Cast Drum	610-109	610-109	611-016 ^S	-	-	-	-
1964-62	Full Cast Drum	610-153	610-109	611-016 ^S	-	-	-	-
1961-60	-	610-109	610-109	611-016 ^S	-	-	-	-
FAIRMONT								
1983-78	-	610-345	610-260	611-016 ^S	611-071 ^{Dc}	611-093 ^B	611-143 ^{Ds}	-
FALCON								
1970-69	w/Front Disc Brakes	610-149	610-109	611-016 ^S	-	-	-	-
1970-69	w/Front Drum, Exc. Full Cast Drum	610-085	610-109	611-016 ^S	-	-	-	-
1970-69	w/Front Drum, Full Cast Drum	610-153	610-109	611-016 ^S	-	-	-	-
1968	w/Front Disc Brakes, Serrations at Center	610-149	610-109	611-016 ^S	-	-	-	-
1968	w/Front Disc Brakes, Serrations at Head	610-032	610-109	611-016 ^S	-	-	-	-
1968	w/Front Drum, Exc. Full Cast Drum	610-085	610-109	611-016 ^S	-	-	-	-
1968	w/Front Drum, Full Cast Drum	610-153	610-109	611-016 ^S	-	-	-	-
1967-65	w/Front Disc Brakes	610-219	610-109	611-016 ^S	-	-	-	-
1967-65	w/Front Drum, Exc. Full Cast Drum	610-085	610-109	611-016 ^S	-	-	-	-
1967-65	w/Front Drum, Full Cast Drum	610-153	610-109	611-016 ^S	-	-	-	-
1964-60	Exc. Full Cast Drum	610-109	610-109	611-016 ^S	-	-	-	-
1964-60	Full Cast Drum	610-153	610-109	611-016 ^S	-	-	-	-
FESTIVA								
1993-88	-	610-406	610-406	N/R	-	-	-	-
FIESTA								
1980	w/Steel Wheels	610-257	610-257	N/R	-	-	-	-
1979-78	-	610-257	610-257	N/R	-	-	-	-
FOCUS								
2006-01	-	610-340	610-440	611-136 ^{Ds}	611-227 ^S	-	-	-
2000	-	610-340	610-440	611-136 ^{Ds}	611-227 ^S	-	-	-
FULL SIZE MODELS (BEFORE 1960)								
1959-49	-	610-109	610-109	611-016 ^S	-	-	-	-
1948-36	-	610-171	610-171	611-016 ^S	-	-	-	-
GALAXIE, GALAXIE 500								
1974-73	-	610-162	610-163	611-016 ^S	-	-	-	-
1972-71	w/Front Disc Brakes	610-148	610-109	611-016 ^S	-	-	-	-
1972-71	w/Front Drum	610-085	610-109	611-016 ^S	-	-	-	-
1970-69	w/Front Disc Brakes	610-148	610-109	611-016 ^S	-	-	-	-
1970-69	w/Front Drum, Exc. Full Cast Drum	610-085	610-109	611-016 ^S	-	-	-	-
1970-69	w/Front Drum, Full Cast Drum	610-153	610-109	611-016 ^S	-	-	-	-
1968-65	w/Front Disc Brakes	610-219	610-109	611-016 ^S	-	-	-	-
1968-65	w/Front Drum, Exc. Full Cast Drum	610-085	610-109	611-016 ^S	-	-	-	-
1968-65	w/Front Drum, Full Cast Drum	610-153	610-109	611-016 ^S	-	-	-	-
1964-60	-	610-109	610-109	611-016 ^S	-	-	-	-
GRANADA								
1982-78	-	610-345	610-260	611-016 ^S	611-071 ^{Dc}	611-093 ^B	-	-
1977-76	w/Rear Disc Brakes	610-345	610-345	611-016 ^S	611-071 ^{Dc}	-	-	-
1977-76	w/Rear Drum Brakes	610-345	610-260	611-016 ^S	611-071 ^{Dc}	-	-	-
1975	w/Rear Disc Brakes	610-345	610-345	611-016 ^S	611-071 ^{Dc}	-	-	-
1975	w/Rear Drum Brakes	610-345	610-163	611-016 ^S	611-071 ^{Dc}	-	-	-
LTD								
1986-83	-	610-345	610-260	611-016 ^S	611-093 ^B	611-143 ^{Ds}	-	-
1982-78	-	610-252	610-260	611-016 ^S	611-071 ^{Dc}	611-093 ^B	-	-
1977	w/Rear Disc Brakes	610-252	610-345	611-016 ^S	611-071 ^{Dc}	-	-	-
1977	w/Rear Drum Brakes	610-252	610-260	611-016 ^S	611-071 ^{Dc}	-	-	-
1976	w/Rear Disc Brakes, From 3/1/76	610-252	610-345	611-016 ^S	-	-	-	-
1976	w/Rear Disc Brakes, To 2/29/76	610-162	610-345	611-016 ^S	-	-	-	-
1976	w/Rear Drum Brakes, From 3/1/76	610-252	610-260	611-016 ^S	-	-	-	-

Dot 1 The Dot 1 package option allows you to sell in single piece quantity.
 See page 131 for details.

10

Wheel Stud and Nut Applications

Wheel Stud and Nut Applications



Footnote Example – 611-138^{Dc} Dc= Style (D=Dometop Capped Nut) plus Finish (c=Chrome)

Make/Model/ Years	Application	Front Bolt	Rear Bolt	Standard Nut	Optional & Cap Nuts				Nut Covers
FORD (continued)									
LTD (continued)									
1976	w/Rear Drum Brakes, To 2/29/76	610-162	610-260	611-016 ^S	-	-	-	-	-
1975-73	-	610-162	610-163	611-016 ^S	-	-	-	-	-
1972-71	w/Front Disc Brakes	610-148	610-109	611-016 ^S	-	-	-	-	-
1972-71	w/Front Drum	610-085	610-109	611-016 ^S	-	-	-	-	-
1970-69	w/Front Disc Brakes	610-148	610-109	611-016 ^S	-	-	-	-	-
1970-69	w/Front Drum, Exc. Full Cast Drum	610-085	610-109	611-016 ^S	-	-	-	-	-
1970-69	w/Front Drum, Full Cast Drum	610-153	610-109	611-016 ^S	-	-	-	-	-
1968-67	w/Front Disc Brakes	610-219	610-109	611-016 ^S	-	-	-	-	-
1968-67	w/Front Drum, Exc. Full Cast Drum	610-085	610-109	611-016 ^S	-	-	-	-	-
1968-67	w/Front Drum, Full Cast Drum	610-153	610-109	611-016 ^S	-	-	-	-	-
LTD II									
1979-77	-	610-252	610-260	611-016 ^S	611-071 ^{Dc}	-	-	-	-
MAVERICK									
1977-76	-	610-345	610-260	611-016 ^S	611-071 ^{Dc}	-	-	-	-
1975-74	w/Front Disc Brakes	610-345	610-163	611-016 ^S	611-071 ^{Dc}	-	-	-	-
1975-74	w/Front Drum	610-177	610-163	611-016 ^S	611-071 ^{Dc}	-	-	-	-
1973-70	-	610-085	610-109	611-016 ^S	-	-	-	-	-
MUSTANG, MUSTANG II									
2004-00	-	610-395	610-368	611-016 ^S	611-071 ^{Dc}	611-178 ^E	611-197 ^W	611-143 ^{Ds}	-
1999-94	-	610-395	610-368	611-016 ^S	611-071 ^{Dc}	611-178 ^E	-	-	-
1993-90	4-Cyl Eng	610-345	610-260	611-016 ^S	611-071 ^{Dc}	611-143 ^{Ds}	-	-	-
1993-90	8-Cyl Eng	610-252	610-260	611-016 ^S	611-071 ^{Dc}	611-143 ^{Ds}	-	-	-
1989-87	-	610-252	610-260	611-016 ^S	611-071 ^{Dc}	611-093 ^B	611-143 ^{Ds}	-	-
1986-79	-	610-345	610-260	611-016 ^S	611-071 ^{Dc}	611-093 ^B	611-143 ^{Ds}	-	-
1978-76	-	610-345	610-260	611-016 ^S	611-016 ^S	-	-	-	-
1975-74	-	610-345	610-163	611-016 ^S	611-071 ^{Dc}	-	-	-	-
1973-72	w/Front Disc Brakes	610-148	610-109	611-016 ^S	611-071 ^{Dc}	-	-	-	-
1973-72	w/Front Drum	610-085	610-109	611-016 ^S	611-071 ^{Dc}	-	-	-	-
1971	w/Front Disc Brakes	610-149	610-109	611-016 ^S	-	-	-	-	-
1971	w/Front Drum	610-085	610-109	611-016 ^S	-	-	-	-	-
1970	w/Front Disc Brakes	610-149	610-109	611-016 ^S	-	-	-	-	-
1970	w/Front Drum, Exc. Full Cast Drum	610-085	610-109	611-016 ^S	-	-	-	-	-
1970	w/Front Drum, Full Cast Drum	610-153	610-109	611-016 ^S	-	-	-	-	-
1969	w/Front Disc Brakes, Boss 302	610-219	610-109	611-016 ^S	-	-	-	-	-
1969	w/Front Disc Brakes, Exc. Boss 302	610-149	610-109	611-016 ^S	-	-	-	-	-
1969	w/Front Drum, Exc. Full Cast Drum	610-085	610-109	611-016 ^S	-	-	-	-	-
1969	w/Front Drum, Full Cast Drum	610-153	610-109	611-016 ^S	-	-	-	-	-
1968	w/Front Disc Brakes, Serrations at Center	610-149	610-109	611-016 ^S	-	-	-	-	-
1968	w/Front Disc Brakes, Serrations at Head	610-032	610-109	611-016 ^S	-	-	-	-	-
1968	w/Front Drum, Exc. Full Cast Drum	610-085	610-109	611-016 ^S	-	-	-	-	-
1968	w/Front Drum, Full Cast Drum	610-153	610-109	611-016 ^S	-	-	-	-	-
1967-65	w/Front Disc Brakes	610-219	610-109	611-016 ^S	-	-	-	-	-
1967-65	w/Front Drum, Exc. Full Cast Drum	610-085	610-109	611-016 ^S	-	-	-	-	-
1967-65	w/Front Drum, Full Cast Drum	610-153	610-109	611-016 ^S	-	-	-	-	-
1964	w/Front Drum, Exc. Full Cast Drum	610-085	610-109	611-016 ^S	-	-	-	-	-
1964	w/Front Drum, Full Cast Drum	610-153	610-109	611-016 ^S	-	-	-	-	-
PINTO									
1980-76	-	610-345	610-260	611-016 ^S	611-071 ^{Dc}	-	-	-	-
1975-74	-	610-345	610-163	611-016 ^S	611-071 ^{Dc}	-	-	-	-
1973	w/Front Disc Brakes	610-165	610-109	611-016 ^S	611-071 ^{Dc}	-	-	-	-
1973	w/Front Drum	610-085	610-109	611-016 ^S	611-071 ^{Dc}	-	-	-	-
1972-71	w/Front Disc Brakes	610-165	610-109	611-016 ^S	-	-	-	-	-
1972-71	w/Front Drum	610-109	610-109	611-016 ^S	-	-	-	-	-
PROBE									
1997-93	-	610-340	610-340	611-077 ^{Ac}	611-100 ^{Mc}	611-072 ^S	-	-	-
1992-89	-	610-340	610-295	611-077 ^{Ac}	611-142 ^{Ab}	611-072 ^S	-	-	-
RANCH WAGON (See FAIRLANE/TORINO)									
RANCHERO									
1979-77	-	610-252	610-260	611-016 ^S	611-071 ^{Dc}	-	-	-	-
1976	From 3/1/76	610-252	610-260	611-016 ^S	611-071 ^{Dc}	-	-	-	-
1976	To 2/29/76	610-345	610-260	611-016 ^S	611-071 ^{Dc}	-	-	-	-
1975-74	w/4-1/2" Dia Bolt Circle	610-345	610-109	611-016 ^S	611-071 ^{Dc}	-	-	-	-
1975-74	w/5" Dia Bolt Circle	610-345	610-163	611-016 ^S	611-071 ^{Dc}	-	-	-	-
1973	w/4-1/2" Dia Bolt Circle	610-162	610-109	611-016 ^S	611-071 ^{Dc}	-	-	-	-
1973	w/5" Dia Bolt Circle	610-162	610-163	611-016 ^S	611-071 ^{Dc}	-	-	-	-
1972	-	610-148	610-109	611-016 ^S	-	-	-	-	-

10

Wheel Stud and Nut Applications

Dot 1 The Dot 1 package option allows you to sell in single piece quantity. See page 131 for details.

Wheel Stud and Nut Applications



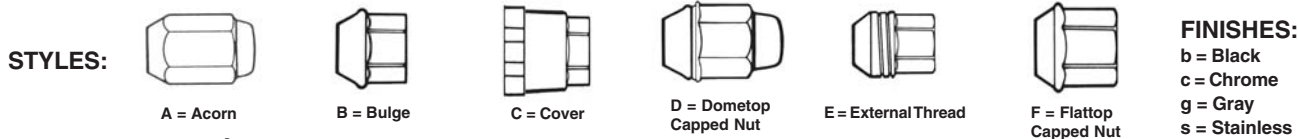
FINISHES:
 b = Black
 c = Chrome
 g = Gray
 s = Stainless

Footnote Example – 611-138^{bc} Dc = Style (D=Dometop Capped Nut) plus Finish (c=Chrome)

Make/Model/ Years	Application	Front Bolt	Rear Bolt	Standard Nut	Optional & Cap Nuts			Nut Covers
FORD (continued)								
RANCHERO (continued)								
1971	w/Front Disc Brakes	610-149	610-109	611-016 ^s	-	-	-	-
1971	w/Front Drum	610-085	610-109	611-016 ^s	-	-	-	-
1970-69	w/Front Disc Brakes	610-149	610-109	611-016 ^s	-	-	-	-
1970-69	w/Front Drum, Exc. Full Cast Drum	610-085	610-109	611-016 ^s	-	-	-	-
1970-69	w/Front Drum, Full Cast Drum	610-153	610-109	611-016 ^s	-	-	-	-
1968	w/Front Disc Brakes, Serration at Center	610-149	610-109	611-016 ^s	-	-	-	-
1968	w/Front Disc Brakes, Serration at Head	610-032	610-109	611-016 ^s	-	-	-	-
1968	w/Front Drum, Exc. Full Cast Drum	610-085	610-109	611-016 ^s	-	-	-	-
1968	w/Front Drum, Full Cast Drum	610-153	610-109	611-016 ^s	-	-	-	-
1967-65	w/Front Disc Brakes	610-219	610-109	611-016 ^s	-	-	-	-
1967-65	w/Front Drum, Exc. Full Cast Drum	610-085	610-109	611-016 ^s	-	-	-	-
1967-65	w/Front Drum, Full Cast Drum	610-153	610-109	611-016 ^s	-	-	-	-
1964-62	Exc. Full Cast Drum	610-109	610-109	611-016 ^s	-	-	-	-
1964-62	Full Cast Drum	610-153	610-109	611-016 ^s	-	-	-	-
1961-60	-	610-109	610-109	611-016 ^s	-	-	-	-
SEDAN DELIVERY, SPRINT, STARLINER, SUNLINER, TOWN, VICTORIA								
1965	Exc. Full Cast Drum	610-085	610-109	611-016 ^s	-	-	-	-
1965	Full Cast Drum	610-153	610-109	611-016 ^s	-	-	-	-
1964-62	Exc. Full Cast Drum	610-109	610-109	611-016 ^s	-	-	-	-
1964-62	Full Cast Drum	610-153	610-109	611-016 ^s	-	-	-	-
1961-60	-	610-109	610-109	611-016 ^s	-	-	-	-
TAURUS								
2006-01	w/Rear Disc Brakes (Atlanta Built)	610-427	610-376	611-063 ^b	611-136 ^{Ds}	611-224 ^s	-	-
2006-01	w/Rear Disc Brakes (Chicago Built)	610-416	610-376	611-063 ^b	611-136 ^{Ds}	611-224 ^s	-	-
2006-01	w/Rear Drum Brakes (Atlanta Built)	610-427	610-482	611-063 ^b	611-136 ^{Ds}	611-224 ^s	-	-
2006-01	w/Rear Drum Brakes (Chicago Built)	610-416	610-482	611-063 ^b	611-136 ^{Ds}	611-224 ^s	-	-
2000	w/Rear Disc Brakes (Atlanta Built)	610-427	610-376	611-063 ^b	611-136 ^{Ds}	611-224 ^s	-	-
2000	w/Rear Disc Brakes (Chicago Built)	610-416	610-376	611-063 ^b	611-136 ^{Ds}	611-224 ^s	-	-
2000	w/Rear Drum Brakes (Atlanta Built)	610-427	610-344	611-063 ^b	611-136 ^{Ds}	611-224 ^s	-	-
2000	w/Rear Drum Brakes (Chicago Built)	610-416	610-344	611-063 ^b	611-136 ^{Ds}	611-224 ^s	-	-
1999	w/Rear Disc Brakes	610-416	610-376	611-063 ^b	611-136 ^{Ds}	-	-	-
1999	w/Rear Drum Brakes	610-416	610-344	611-063 ^b	611-136 ^{Ds}	-	-	-
1998-96	w/Rear Disc Brakes	610-416	610-376	611-062 ^s	611-063 ^b	611-136 ^{Ds}	-	-
1998-96	w/Rear Drum Brakes	610-416	610-344	611-062 ^s	611-063 ^b	611-136 ^{Ds}	-	-
1995-93	w/Rear Disc Brakes	610-365	610-376	611-062 ^s	611-063 ^b	611-136 ^{Ds}	-	-
1995-93	w/Rear Drum Brakes	610-365	610-344	611-062 ^s	611-063 ^b	611-136 ^{Ds}	-	-
1992-90	-	610-306	610-344	611-062 ^s	611-063 ^b	611-136 ^{Ds}	-	-
1989-86	-	610-365	610-302	611-062 ^s	611-063 ^b	611-136 ^{Ds}	-	-
TEMPO								
1994-90	-	610-306	610-302	611-062 ^s	611-136 ^{Ds}	-	-	-
1989-84	-	610-365	610-302	611-062 ^s	611-136 ^{Ds}	-	-	-
THUNDERBIRD								
2003-02	-	610-484	610-484	611-226 ^H	-	-	-	-
1997-93	-	610-365	610-388	611-062 ^s	611-063 ^b	611-136 ^{Ds}	-	-
1992-91	-	610-365	610-343	611-062 ^s	611-063 ^b	-	-	-
1990-89	-	610-342	610-343	611-062 ^s	611-063 ^b	-	-	-
1988-87	-	610-252	610-260	611-016 ^s	611-071 ^{Dc}	611-093 ^b	611-143 ^{Ds}	-
1986-80	-	610-345	610-260	611-016 ^s	611-071 ^{Dc}	611-093 ^b	611-143 ^{Ds}	-
1979-77	-	610-252	610-260	611-016 ^s	611-071 ^{Dc}	611-093 ^b	611-143 ^{Ds}	-
1976	w/Rear Disc Brakes, From 3/1/76	610-252	610-345	611-016 ^s	611-071 ^{Dc}	-	-	-
1976	w/Rear Disc Brakes, To 2/29/76	610-162	610-345	611-016 ^s	611-071 ^{Dc}	-	-	-
1976	w/Rear Drum Brakes, From 3/1/76	610-252	610-260	611-016 ^s	611-071 ^{Dc}	-	-	-
1976	w/Rear Drum Brakes, To 2/29/76	610-162	610-260	611-016 ^s	611-071 ^{Dc}	-	-	-
1975	w/Rear Disc Brakes	610-162	610-345	611-016 ^s	611-071 ^{Dc}	-	-	-
1975	w/Rear Drum Brakes	610-162	610-163	611-016 ^s	611-071 ^{Dc}	-	-	-
1974-73	-	610-162	610-163	611-016 ^s	-	-	-	-
1972-69	-	610-148	610-109	611-016 ^s	-	-	-	-
1968-65	-	610-219	610-109	611-016 ^s	-	-	-	-
1964-61	Exc. Full Cast Drum	610-085	610-109	611-016 ^s	-	-	-	-
1964-61	Full Cast Drum	610-153	610-109	611-016 ^s	-	-	-	-
1960-55	-	610-109	610-109	611-016 ^s	-	-	-	-
TORINO, GRAN TORINO								
1976	From 3/1/76	610-252	610-260	611-016 ^s	611-071 ^{Dc}	-	-	-
1976	To 2/29/76	610-345	610-260	611-016 ^s	611-071 ^{Dc}	-	-	-
1975-74	w/4-1/2" Dia Bolt Circle	610-345	610-109	611-016 ^s	611-071 ^{Dc}	-	-	-
1975-74	w/5" Dia Bolt Circle	610-345	610-163	611-016 ^s	611-071 ^{Dc}	-	-	-

Dot 1 The Dot 1 package option allows you to sell in single piece quantity. See page 131 for details.

Wheel Stud and Nut Applications



Footnote Example – 611-138^{Dc} Dc= Style (D=Dometop Capped Nut) plus Finish (c=Chrome)

Make/Model/ Years	Application	Front Bolt	Rear Bolt	Standard Nut	Optional & Cap Nuts	Nut Covers
FORD (continued)						
TORINO, GRAN TORINO (continued)						
1973	w/4-1/2" Dia Bolt Circle	610-162	610-109	611-016 ^s	611-071 ^{Dc}	-
1973	w/5" Dia Bolt Circle	610-162	610-163	611-016 ^s	611-071 ^{Dc}	-
1972	-	610-148	610-109	611-016 ^s	-	-
1971	w/Front Disc Brakes	610-149	610-109	611-016 ^s	-	-
1971	w/Front Drum	610-085	610-109	611-016 ^s	-	-
1970-69	w/Front Disc Brakes	610-149	610-109	611-016 ^s	-	-
1970-69	w/Front Drum, Exc. Full Cast Drum	610-085	610-109	611-016 ^s	-	-
1970-69	w/Front Drum, Full Cast Drum	610-153	610-109	611-016 ^s	-	-
1968	w/Front Disc Brakes, Serration at Center	610-149	610-109	611-016 ^s	-	-
1968	w/Front Disc Brakes, Serration at Head	610-032	610-109	611-016 ^s	-	-
1968	w/Front Drum, Exc. Full Cast Drum	610-085	610-109	611-016 ^s	-	-
1968	w/Front Drum, Full Cast Drum	610-153	610-109	611-016 ^s	-	-
ZX2						
2003-98	-	610-340	610-340	611-077 ^{Ac}	611-072 ^s	611-100 ^{Mc} 611-194 ^w 611-195 ^w
2003-98	Additional Wheel Nuts	-	-	611-205 ^{Db}	-	-
FORD TRUCK						
AEROSTAR						
1997-89	2WD	610-345	610-260	611-027 ^s	611-094 ^{Dc} 611-163 ^B	-
1997-89	4WD	610-358	610-260	611-027 ^s	611-094 ^{Dc} 611-163 ^B	-
1988-86	-	610-345	610-260	611-027 ^s	611-094 ^{Dc}	-
B-500						
1977-73	LH	610-226	610-232	611-029 ^s	-	-
1977-73	RH	610-225	610-231	611-028 ^s	-	-
BRONCO						
1996-90	-	610-219	610-260	611-016 ^s	611-071 ^{Dc}	-
1989	w/3.54 Ratio, w/Auto Lock Hubs	610-219	610-260	611-016 ^s	611-071 ^{Dc}	-
1989	w/3.54 Ratio, w/Manual Lock Hubs, w/HD Front End or Snow Plow pkg	610-391	610-260	611-016 ^s	611-071 ^{Dc}	-
1989	w/3.54 Ratio, w/Manual Lock Hubs, wo/HD Front End or Snow Plow pkg	610-219	610-260	611-016 ^s	611-071 ^{Dc}	-
1989	wo/3.54 Ratio	610-219	610-260	611-016 ^s	611-071 ^{Dc}	-
1988	w/Auto Lock Hubs	610-219	610-260	611-016 ^s	611-071 ^{Dc}	-
1988	w/Manual Lock Hubs, From 5/1/88	610-219	610-260	611-016 ^s	611-071 ^{Dc}	-
1988	w/Manual Lock Hubs, To 4/30/88	610-391	610-260	611-016 ^s	611-071 ^{Dc}	-
1987	w/Auto Lock Hubs	610-219	610-260	611-016 ^s	611-071 ^{Dc}	-
1987	w/Manual Lock Hubs	610-391	610-260	611-016 ^s	611-071 ^{Dc}	-
1986	-	610-219	610-260	611-016 ^s	611-071 ^{Dc}	-
1985	4.10 Ratio, w/Auto Lock Hubs	610-391	610-260	611-016 ^s	611-071 ^{Dc}	-
1985	Exc. 4.10 Ratio w/Auto Lock Hubs	610-219	610-260	611-016 ^s	611-071 ^{Dc}	-
1984-76	-	610-219	610-260	611-016 ^s	611-071 ^{Dc}	-
1975-73	-	610-148	610-109	611-016 ^s	-	-
1972-70	-	610-109	610-109	611-016 ^s	-	-
1969	From VIN F30,001	610-109	610-109	611-016 ^s	-	-
1969	To VIN F30,000	610-148	610-109	611-016 ^s	-	-
1968-66	-	610-148	610-109	611-016 ^s	-	-
BRONCO II						
1990-86	2WD	610-345	610-260	611-027 ^s	611-094 ^{Dc} 611-163 ^B	-
1990-86	4WD	610-391	610-260	611-027 ^s	611-094 ^{Dc} 611-163 ^B	-
1985-84	-	610-391	610-260	611-027 ^s	611-094 ^{Dc}	-
E-100/150 ECONOLINE VAN (1/2-TON)						
2006-01	-	610-290	610-441	611-016 ^s	611-093 ^B	-
2000-95	-	610-290	610-260	611-016 ^s	611-093 ^B	-
1994-80	-	610-290	610-260	611-016 ^s	611-093 ^B 611-143 ^{Ds}	-
1979-76	-	610-148	610-260	611-016 ^s	611-071 ^{Dc}	-
1975	From VIN A25,000	610-148	610-260	611-016 ^s	-	-
1975	To VIN A24,999	610-148	610-109	611-016 ^s	-	-
1974-69	-	610-109	610-085	611-016 ^s	-	-
1968-61	-	610-085	610-085	611-016 ^s	-	-
E-200/250 ECONOLINE VAN (3/4-TON)						
2006-92	-	610-300	610-305	611-052 ^s	-	-
1991-90	12" x 2-1/2" Rear Brakes	610-300	610-305	611-061 ^s	-	-
1991-90	12" x 3" Rear Brakes	610-300	610-303	611-061 ^s	-	-
1989-86	Front	610-300	-	611-016 ^s	-	-
1989-86	Rear, 12" x 2-1/2" Brakes, 8.8" Ring Gear	-	610-305	611-061 ^s	-	-
1989-86	Rear, 12" x 2-1/2" Brakes, 9.75" Ring Gear	-	610-298	611-016 ^s	-	-
1989-86	Rear, 12" x 3" Brakes	-	610-228	611-061 ^s	-	-

10

Wheel Stud and Nut Applications

Wheel Stud and Nut Applications



FINISHES:
 b = Black
 c = Chrome
 g = Gray
 s = Stainless

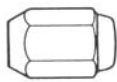
Footnote Example – 611-138^{bc} Dc= Style (D=Dometop Capped Nut) plus Finish (c=Chrome)

Make/Model/ Years	Application	Front Bolt	Rear Bolt	Standard Nut	Optional & Cap Nuts	Nut Covers
FORD TRUCK (continued)						
E-200/250 ECONOLINE VAN (3/4-TON) (continued)						
1985-84	Front	610-290	-	611-016 ^s	-	-
1985-84	Rear, 12" x 2-1/2" Brakes	-	610-298	611-016 ^s	-	-
1985-84	Rear, 12" x 3" Brakes	-	610-228	611-061 ^s	-	-
1983-81	-	610-290	610-280	611-016 ^s	-	-
1980-75	-	610-290	610-279	611-016 ^s	611-071 ^{dc}	-
1974-69	-	610-148	610-109	611-016 ^s	-	-
E-300/350 ECONOLINE VAN (1-TON)						
2006-92	DRW	610-300	610-303	611-127 ^H	-	-
2006-92	SRW	610-300	610-303	611-052 ^s	-	-
1991-90	DRW	610-300	610-303	611-092 ^H	-	-
1991-90	SRW	610-300	610-303	611-061 ^s	-	-
1989-87	DRW, 12" x 3" Rear Brakes	610-300	610-301	611-092 ^H	-	-
1989-87	DRW, 12-1/8" x 3-1/2" Rear Brakes	610-300	610-303	611-092 ^H	-	-
1989-87	SRW	610-300	610-228	611-061 ^s	-	-
1986-85	DRW	610-300	610-301	611-092 ^H	-	-
1986-85	SRW	610-300	610-228	611-061 ^s	-	-
1984	Front, DRW, From 1/1/84	610-300	-	611-092 ^H	-	-
1984	Front, DRW, To 12/31/83	610-218	-	611-058 ^s	-	-
1984	Front, SRW	610-300	-	611-061 ^s	-	-
1984	Rear, DRW, From 1/1/84	-	610-301	611-092 ^H	-	-
1984	Rear, DRW, To 12/31/83, LH	-	610-233	611-059 ^s	-	-
1984	Rear, DRW, To 12/31/83, RH	-	610-228	611-058 ^s	-	-
1984	Rear, SRW	-	610-228	611-061 ^s	-	-
1983-80	Front, DRW	610-218	-	611-058 ^s	-	-
1983-80	Front, SRW	610-300	-	611-061 ^s	-	-
1983-80	Rear, DRW, LH	-	610-233	611-059 ^s	-	-
1983-80	Rear, DRW, RH	-	610-228	611-058 ^s	-	-
1983-80	Rear, SRW	-	610-228	611-061 ^s	-	-
1979-75	Front, DRW	610-218	-	611-058 ^s	-	-
1979-75	Front, SRW	610-300	-	611-061 ^s	-	-
1979-75	Rear, DRW, LH	-	610-233	611-059 ^s	-	-
1979-75	Rear, DRW, RH	-	610-228	611-058 ^s	-	-
1979-75	Rear, SRW, LH	-	610-233	611-081 ^s	-	-
1979-75	Rear, SRW, RH	-	610-228	611-061 ^s	-	-
1974-73	Front, DRW	610-216	-	611-058 ^s	-	-
1974-73	Front, SRW	610-279	-	611-016 ^s	-	-
1974-73	Rear, DRW, LH	-	610-233	611-059 ^s	-	-
1974-73	Rear, DRW, RH	-	610-228	611-058 ^s	-	-
1974-73	Rear, SRW	-	610-279	611-016 ^s	-	-
1972	-	610-219	610-219	611-016 ^s	-	-
1971-70	Front	610-227	-	611-061 ^s	-	-
1971-70	Rear	-	610-219	611-016 ^s	-	-
1969	Front	610-227	-	611-061 ^s	-	-
1969	Rear, From VIN F30,001	-	610-219	611-016 ^s	-	-
1969	Rear, To VIN F30,000	-	610-210	611-016 ^s	-	-
E-450 ECONOLINE VAN (1-TON)						
2006-03	-	610-300	610-303	611-127 ^H	-	-
E-SUPER DUTY VAN						
2002-99	-	610-300	610-303	611-127 ^H	-	-
ESCAPE						
2006-01	-	610-443	610-443	611-136 ^{ds}	611-207 ^w	-
EXCURSION						
2005-00	2WD	610-455	610-424	611-196 ^H	-	-
2005-00	4WD	610-424	610-424	611-196 ^H	-	-
EXPEDITION						
2006-01	-	610-442	610-442	611-196 ^H	611-230 ^H	611-223 ^s
2000	2WD (12mm)	610-390	610-390	611-172 ^H	-	-
2000	2WD (14mm)	-	-	611-196 ^H	-	-
2000	4WD (14mm)	-	-	611-196 ^H	-	-
1999-97	-	610-390	610-390	611-172 ^H	-	-
EXPLORER						
2005-03	Exc. Sport Or Sport Trac	610-480	610-444	611-199 ^w	611-094 ^{dc}	-
2005-03	Sport Or Sport Trac, 2WD	610-345	610-464	611-199 ^w	611-094 ^{dc}	-
2005-03	Sport Or Sport Trac, 4WD	610-379	610-464	611-199 ^w	611-094 ^{dc}	-
2002	Exc. Sport Or Sport Trac	610-479	610-444	611-199 ^w	611-094 ^{dc}	-
2002	Sport Or Sport Trac, 2WD	610-345	610-368	611-199 ^w	611-094 ^{dc}	-

Dot 1 The Dot 1 package option allows you to sell in single piece quantity. See page 131 for details.

Wheel Stud and Nut Applications

STYLES:



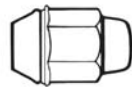
A = Acorn



B = Bulge



C = Cover



D = Dometop Capped Nut



E = External Thread



F = Flattop Capped Nut

FINISHES:

b = Black
c = Chrome
g = Gray
s = Stainless

Footnote Example – 611-138^{b,c} Dc= Style (D=Dometop Capped Nut) plus Finish (c=Chrome)

Make/Model/ Years	Application	Front Bolt	Rear Bolt	Standard Nut	Optional & Cap Nuts	Nut Covers
FORD TRUCK (continued)						
EXPLORER (continued)						
2002	Sport Or Sport Trac, 4WD	610-379	610-368	611-199 ^W	611-094 ^{Dc}	-
2001-98	2WD	610-345	610-368	611-163 ^B	611-171 ^W 611-199 ^W	-
2001-98	4WD	610-379	610-368	611-163 ^B	611-171 ^W 611-199 ^W	-
1997-95	2WD	610-345	610-368	611-163 ^B	611-171 ^W	-
1997-95	4WD	610-379	610-368	611-163 ^B	611-171 ^W	-
1994-91	2WD	610-345	610-260	611-027 ^S	611-094 ^{Dc} 611-163 ^B	-
1994-91	4WD	610-391	610-260	611-027 ^S	611-094 ^{Dc} 611-163 ^B	-
F-100/150 PICKUP (1/2-TON)						
2005-01	2WD, 5-Bolt, 14mm	610-442	610-442	611-196 ^H	611-206 ^{Db} 611-230 ^H	-
2005-01	2WD, 7-Bolt, 12mm	610-425	610-390	611-172 ^H	-	-
2005-01	2WD, 8-Bolt, 12mm	610-300	610-390	611-172 ^H	-	-
2005-01	4WD, 5-Bolt, 14mm	610-442	610-442	611-196 ^H	611-206 ^{Db} 611-230 ^H	-
2005-01	4WD, 7-Bolt, 12mm	610-393	610-390	611-172 ^H	-	-
2000	2WD, 12mm, 5-Bolt	610-390	610-390	611-172 ^H	611-228 ^H	-
2000	2WD, 12mm, 7-Bolt	610-390	610-390	611-172 ^H	611-228 ^H	-
2000	2WD, 14mm	-	-	611-196 ^H	611-206 ^{Db} 611-230 ^H	-
2000	2WD, 9/16 Front & 12mm Rear, 8-Bolt	610-300	610-390	611-172 ^H	611-228 ^H	-
2000	4WD, 12mm, 5-Bolt	610-393	610-390	611-172 ^H	611-228 ^H	-
2000	4WD, 12mm, 7-Bolt	610-393	610-390	611-172 ^H	611-228 ^H	-
2000	4WD, 14mm	-	-	611-196 ^H	611-206 ^{Db} 611-230 ^H	-
1999-97	2WD, Exc. NASCAR Model	610-390	610-390	611-172 ^H	611-228 ^H	-
1999-97	2WD, NASCAR Model	610-390	610-390	611-172 ^H	611-228 ^H	-
1999-97	4WD	610-393	610-390	611-172 ^H	611-228 ^H	-
1996-89	2WD	610-290	610-260	611-016 ^S	611-071 ^{Dc}	-
1996-89	4WD	610-219	610-260	611-016 ^S	611-071 ^{Dc}	-
1988	2WD	610-290	610-260	611-016 ^S	611-071 ^{Dc}	-
1988	4WD, w/Auto Lock Hubs	610-219	610-260	611-016 ^S	611-071 ^{Dc}	-
1988	4WD, w/Manual Lock Hubs, From 3/1/88 To 4/30/88	610-391	610-260	611-016 ^S	611-071 ^{Dc}	-
1988	4WD, w/Manual Lock Hubs, From 5/1/88	610-219	610-260	611-016 ^S	611-071 ^{Dc}	-
1988	4WD, w/Manual Lock Hubs, To 2/29/88, w/3.07 Ratio	610-219	610-260	611-016 ^S	611-071 ^{Dc}	-
1988	4WD, w/Manual Lock Hubs, To 2/29/88, w/3.54 or 4.09 Ratio	610-391	610-260	611-016 ^S	611-071 ^{Dc}	-
1987	2WD	610-290	610-260	611-016 ^S	611-071 ^{Dc}	-
1987	4WD, w/Auto Lock Hubs	610-219	610-260	611-016 ^S	611-071 ^{Dc}	-
1987	4WD, w/Manual Lock Hubs, w/3.07 Ratio	610-219	610-260	611-016 ^S	611-071 ^{Dc}	-
1987	4WD, w/Manual Lock Hubs, w/3.54 or 4.09 Ratio	610-391	610-260	611-016 ^S	611-071 ^{Dc}	-
1986-84	2WD	610-290	610-260	611-016 ^S	611-071 ^{Dc}	-
1986-84	4WD	610-219	610-260	611-016 ^S	611-071 ^{Dc}	-
1983-80	F100, w/Manual Brakes	610-290	610-260	611-016 ^S	611-071 ^{Dc}	-
1983-80	F100, w/Power Brakes, 4600-4700 Lb GVW	610-293	610-260	611-016 ^S	611-071 ^{Dc}	-
1983-80	F100, w/Power Brakes, 5000-5100 Lb GVW	610-290	610-260	611-016 ^S	611-071 ^{Dc}	-
1983-80	F150, 2WD	610-290	610-260	611-016 ^S	611-071 ^{Dc}	-
1983-80	F150, 4WD	610-219	610-260	611-016 ^S	611-071 ^{Dc}	-
1979-76	2WD	610-148	610-260	611-016 ^S	611-071 ^{Dc}	-
1979-76	4WD	610-219	610-260	611-016 ^S	611-071 ^{Dc}	-
1975	From VIN A25,000	610-148	610-260	611-016 ^S	611-071 ^{Dc}	-
1975	To VIN A24,999	610-148	610-109	611-016 ^S	611-071 ^{Dc}	-
1974-67	-	610-148	610-109	611-016 ^S	611-071 ^{Dc}	-
1966	2WD, From VIN 872,001	610-148	610-109	611-016 ^S	-	-
1966	2WD, To VIN 872,000	610-109	610-109	611-016 ^S	-	-
1966	4WD	610-148	610-109	611-016 ^S	-	-
1965-53	-	610-109	610-109	611-016 ^S	-	-
F-250 PICKUP (3/4-TON)						
2000-98	2WD, Under 8500 Lb GVW	610-390	610-390	611-172 ^H	-	-
2000-98	4WD, Under 8500 Lb GVW	610-393	610-390	611-172 ^H	-	-
1997	2WD, Over 8500 Lb GVW	610-300	610-303	611-052 ^S	-	-
1997	2WD, Under 8500 Lb GVW	610-390	610-390	611-172 ^H	-	-
1997	4WD, Over 8500 Lb GVW	610-278	610-303	611-052 ^S	-	-
1997	4WD, Under 8500 Lb GVW	610-393	610-390	611-172 ^H	-	-
1996-92	Front, 2WD	610-300	-	611-052 ^S	-	-

10

Wheel Stud and Nut Applications

Wheel Stud and Nut Applications



FINISHES:
 b = Black
 c = Chrome
 g = Gray
 s = Stainless

Footnote Example – 611-138^{bc} Dc= Style (D=Dometop Capped Nut) plus Finish (c=Chrome)

Make/Model/ Years	Application	Front Bolt	Rear Bolt	Standard Nut	Optional & Cap Nuts	Nut Covers
FORD TRUCK (continued)						
F-250 PICKUP (3/4-TON) (continued)						
1996-92	Front, 4WD	610-278	-	611-052 ^s	-	-
1996-92	Rear, 12" x 2-1/2" Brakes	-	610-305	611-052 ^s	-	-
1996-92	Rear, 12" x 3" Brakes	-	610-303	611-052 ^s	-	-
1991-90	Front, 2WD	610-300	-	611-061 ^s	-	-
1991-90	Front, 4WD	610-278	-	611-061 ^s	-	-
1991-90	Rear, 12" x 2-1/2" Brakes	-	610-305	611-061 ^s	-	-
1991-90	Rear, 12" x 3" Brakes	-	610-303	611-061 ^s	-	-
1989-87	Front, 2WD	610-300	-	611-061 ^s	-	-
1989-87	Front, 4WD, 3850 Lb Axle	610-278	-	611-061 ^s	-	-
1989-87	Front, 4WD, 4600 Lb Axle, w/3.54 Ratio	610-277	-	611-016 ^s	611-071 ^{dc}	-
1989-87	Front, 4WD, 4600 Lb Axle, wo/3.54 Ratio	610-278	-	611-061 ^s	-	-
1989-87	Rear, 12" x 2-1/2" Brakes	-	610-305	611-061 ^s	-	-
1989-87	Rear, 12" x 3" Brakes, 10.25" Ring Gear	-	610-303	611-061 ^s	-	-
1989-87	Rear, 12" x 3" Brakes, Exc. 10.25" Ring Gear	-	610-228	611-061 ^s	-	-
1986	Front, 2WD	610-300	-	611-061 ^s	-	-
1986	Front, 4WD, 3850 Lb Axle	610-278	-	611-061 ^s	-	-
1986	Front, 4WD, 4600 Lb Axle, w/3.54 Ratio	610-277	-	611-016 ^s	611-071 ^{dc}	-
1986	Front, 4WD, 4600 Lb Axle, wo/3.54 Ratio	610-278	-	611-061 ^s	-	-
1986	Rear, 12" x 2-1/2" Brakes, 8.8 or 10.25" Ring Gear	-	610-305	611-061 ^s	-	-
1986	Rear, 12" x 2-1/2" Brakes, 9.75" Ring Gear	-	610-298	611-016 ^s	611-071 ^{dc}	-
1986	Rear, 12" x 3" Brakes, 10.25" Ring Gear	-	610-303	611-061 ^s	-	-
1986	Rear, 12" x 3" Brakes, Exc. 10.25" Ring Gear	-	610-228	611-061 ^s	-	-
1985	Front, 2WD	610-290	-	611-016 ^s	611-071 ^{dc}	-
1985	Front, 4600 Lb Axle	610-277	-	611-016 ^s	611-071 ^{dc}	-
1985	Front, 4WD, 3850 Lb Axle, w/4.10 Ratio	610-277	-	611-016 ^s	611-071 ^{dc}	-
1985	Front, 4WD, 3850 Lb Axle, wo/4.10 Ratio	610-278	-	611-061 ^s	-	-
1985	Rear, 12" x 2-1/2" Brakes, 10.25" Ring Gear	-	610-293	611-016 ^s	611-071 ^{dc}	-
1985	Rear, 12" x 2-1/2" Brakes, Exc. 10.25" Ring Gear	-	610-298	611-016 ^s	611-071 ^{dc}	-
1985	Rear, 12" x 3" Brakes, 10.25" Ring Gear	-	610-303	611-061 ^s	-	-
1985	Rear, 12" x 3" Brakes, Exc. 10.25" Ring Gear	-	610-228	611-061 ^s	-	-
1984	Front, 2WD	610-290	-	611-016 ^s	611-071 ^{dc}	-
1984	Front, 4WD, From 10/1/83, 3850 Lb Axle, w/4.10 Ratio	610-277	-	611-016 ^s	611-071 ^{dc}	-
1984	Front, 4WD, From 10/1/83, 3850 Lb Axle, wo/4.10 Ratio	610-278	-	611-061 ^s	-	-
1984	Front, 4WD, From 10/1/83, 4600 Lb Axle	610-277	-	611-016 ^s	611-071 ^{dc}	-
1984	Front, 4WD, To 9/30/83, Over 8500 Lb GVW	610-278	-	611-061 ^s	-	-
1984	Front, 4WD, To 9/30/83, Under 8500 Lb GVW	610-277	-	611-016 ^s	611-071 ^{dc}	-
1984	Rear, 12" x 2-1/2" Brakes	-	610-298	611-016 ^s	611-071 ^{dc}	-
1984	Rear, 12" x 3" Brakes	-	610-228	611-061 ^s	-	-
1983-82	Front, 2WD	610-290	-	611-016 ^s	611-071 ^{dc}	-
1983-82	Front, 4WD, Over 8500 Lb GVW	610-278	-	611-061 ^s	-	-
1983-82	Front, 4WD, Under 8500 Lb GVW	610-277	-	611-016 ^s	611-071 ^{dc}	-
1983-82	Rear, 12" x 2-1/2" Brakes	-	610-280	611-016 ^s	611-071 ^{dc}	-
1983-82	Rear, 12" x 3" Brakes, LH, From 2/1/83	-	610-299	611-081 ^s	-	-
1983-82	Rear, 12" x 3" Brakes, LH, To 1/31/83	-	610-233	611-081 ^s	-	-
1983-82	Rear, 12" x 3" Brakes, RH, From 2/1/83	-	610-297	611-061 ^s	-	-
1983-82	Rear, 12" x 3" Brakes, RH, To 1/31/83	-	610-228	611-061 ^s	-	-
1981	Front, 2WD	610-290	-	611-016 ^s	611-071 ^{dc}	-
1981	Front, 4WD, 3800 Lb Axle, 3.00 Ratio	610-277	-	611-016 ^s	611-071 ^{dc}	-
1981	Front, 4WD, 3800 Lb Axle, 3.54 Ratio, Auto Lock Hubs	610-277	-	611-016 ^s	611-071 ^{dc}	-
1981	Front, 4WD, 3800 Lb Axle, 3.54 Ratio, Manual Lock Hubs, w/Limited Slip	610-277	-	611-016 ^s	611-071 ^{dc}	-
1981	Front, 4WD, 3800 Lb Axle, 3.54 Ratio, Manual Lock Hubs, wo/Limited Slip, Over 8500 Lb GVW	610-278	-	611-061 ^s	-	-

Dot 1 The Dot 1 package option allows you to sell in single piece quantity. See page 131 for details.

Wheel Stud and Nut Applications

STYLES:



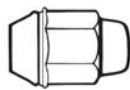
A = Acorn



B = Bulge



C = Cover



D = Dometop Capped Nut



E = External Thread



F = Flattop Capped Nut

FINISHES:

b = Black
c = Chrome
g = Gray
s = Stainless

Footnote Example – 611-138^{b,c} Dc= Style (D=Dometop Capped Nut) plus Finish (c=Chrome)

Make/Model/ Years	Application	Front Bolt	Rear Bolt	Standard Nut	Optional & Cap Nuts	Nut Covers
FORD TRUCK (continued)						
F-250 PICKUP (3/4-TON) (continued)						
1981	Front, 4WD, 3800 Lb Axle, 3.54 Ratio, Manual Lock Hubs, wo/Limited Slip, Under 8500 Lb GVW	610-277	-	611-016 ^s	611-071 ^{dc}	-
1981	Front, 4WD, 4500 Lb Axle, 3.54 Ratio	610-277	-	611-016 ^s	611-071 ^{dc}	-
1981	Front, 4WD, 4500 Lb Axle, 4.10 Ratio	610-278	-	611-061 ^s	-	-
1981	Rear, 12" x 2-1/2" Brakes	-	610-280	611-016 ^s	611-071 ^{dc}	-
1981	Rear, 12" x 3" Brakes, LH	-	610-233	611-081 ^s	-	-
1981	Rear, 12" x 3" Brakes, RH	-	610-228	611-061 ^s	-	-
1980	Front, 2WD	610-290	-	611-016 ^s	611-071 ^{dc}	-
1980	Front, 4WD	610-277	-	611-016 ^s	611-071 ^{dc}	-
1980	Rear, 12" x 2-1/2" Brakes	-	610-280	611-016 ^s	611-071 ^{dc}	-
1980	Rear, 12" x 3" Brakes, LH	-	610-233	611-081 ^s	-	-
1980	Rear, 12" x 3" Brakes, RH	-	610-228	611-061 ^s	-	-
1979-78	2WD, w/Dual Piston Caliper	610-290	610-279	611-016 ^s	611-071 ^{dc}	-
1979-78	2WD, w/Single Piston Caliper	610-148	610-279	611-016 ^s	611-071 ^{dc}	-
1979-78	4WD	610-279	610-279	611-016 ^s	-	-
1977	2WD, w/Dual Piston Caliper	610-290	610-279	611-016 ^s	611-071 ^{dc}	-
1977	2WD, w/Single Piston Caliper	610-148	610-279	611-016 ^s	611-071 ^{dc}	-
1977	4WD, Crew Cab	610-219	610-279	611-016 ^s	-	-
1977	4WD, Regular Cab, 3.54 Ratio, 3550 Lb Axle	610-219	610-279	611-016 ^s	-	-
1977	4WD, Regular Cab, 3.54 Ratio, 3800 Lb Axle	610-279	610-279	611-016 ^s	-	-
1977	4WD, Regular Cab, 4.09 Ratio, From VIN Y20,001	610-279	610-279	611-016 ^s	-	-
1977	4WD, Regular Cab, 4.09 Ratio, To VIN Y20,000	610-219	610-279	611-016 ^s	-	-
1976	2WD, w/Dual Piston Caliper	610-290	610-279	611-016 ^s	-	-
1976	2WD, w/Single Piston Caliper	610-148	610-279	611-016 ^s	-	-
1976	4WD, Crew Cab, From VIN B50,000	610-219	610-279	611-016 ^s	-	-
1976	4WD, Crew Cab, To VIN B49,999	610-279	610-279	611-016 ^s	-	-
1976	4WD, Regular Cab	610-219	610-279	611-016 ^s	-	-
1975-73	2WD, w/Dual Piston Caliper	610-290	610-279	611-016 ^s	-	-
1975-73	2WD, w/Single Piston Caliper	610-148	610-279	611-016 ^s	-	-
1975-73	4WD	610-220	610-279	611-016 ^s	-	-
1972	2WD, Front Disc Brakes	610-210	610-219	611-016 ^s	-	-
1972	2WD, Front Drum, 12" x 2-1/2"	610-219	610-219	611-016 ^s	-	-
1972	2WD, Front Drum, 12-1/8" x 2"	610-220	610-219	611-016 ^s	-	-
1972	4WD	610-220	610-219	611-016 ^s	-	-
1971-70	2WD, Front Disc Brakes	610-210	610-219	611-016 ^s	-	-
1971-70	2WD, Front Drum, 12" x 2-1/2"	610-210	610-219	611-016 ^s	-	-
1971-70	2WD, Front Drum, 12-1/8" x 2"	610-220	610-219	611-016 ^s	-	-
1971-70	4WD	610-220	610-219	611-016 ^s	-	-
1969	Front, 2WD, 12" x 2-1/2" Drum Brakes	610-210	-	611-016 ^s	-	-
1969	Front, 2WD, 12-1/8" x 2" Drum Brakes	610-220	-	611-016 ^s	-	-
1969	Front, 2WD, Disc Brakes	610-210	-	611-016 ^s	-	-
1969	Front, 4WD	610-220	-	611-016 ^s	-	-
1969	Rear, From VIN F30,001	-	610-219	611-016 ^s	-	-
1969	Rear, To VIN F30,000, 2WD, 12" x 2-1/2" Brakes	-	610-210	611-016 ^s	-	-
1969	Rear, To VIN F30,000, 2WD, 12-1/8" x 2" Brakes	-	610-220	611-016 ^s	-	-
1969	Rear, To VIN F30,000, 4WD	-	610-210	611-016 ^s	-	-
1968-67	Front, 2WD, 12" x 2-1/2" Drum Brakes	610-210	-	611-016 ^s	-	-
1968-67	Front, 2WD, 12-1/8" x 2" Drum Brakes	610-220	-	611-016 ^s	-	-
1968-67	Front, 2WD, Disc Brakes	610-210	-	611-016 ^s	-	-
1968-67	Front, 4WD	610-220	-	611-016 ^s	-	-
1968-67	Rear, 2WD, 12" x 2-1/2" Brakes	-	610-210	611-016 ^s	-	-
1968-67	Rear, 2WD, 12-1/8" x 2" Brakes	-	610-220	611-016 ^s	-	-
1968-67	Rear, 4WD	-	610-210	611-016 ^s	-	-
1966	2WD, 12" x 2-1/2" Brakes	610-210	610-210	611-016 ^s	-	-
1966	2WD, 12-1/8" x 2" Brakes	610-220	610-220	611-016 ^s	-	-
1966	4WD	610-220	610-220	611-016 ^s	-	-
1965-57	-	610-220	610-220	611-016 ^s	-	-
1956-53	-	-	610-109	611-016 ^s	-	-

10

Wheel Stud and Nut Applications

Wheel Stud and Nut Applications



FINISHES:
 b = Black
 c = Chrome
 g = Gray
 s = Stainless

Footnote Example – 611-138^{bc} Dc= Style (D=Dometop Capped Nut) plus Finish (c=Chrome)

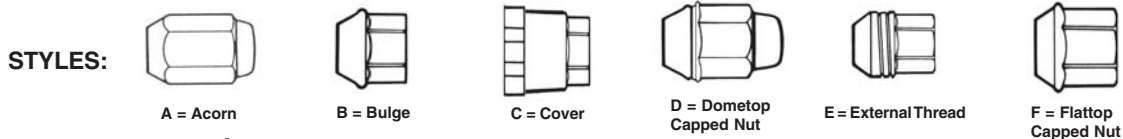
Make/Model/ Years	Application	Front Bolt	Rear Bolt	Standard Nut	Optional & Cap Nuts	Nut Covers
FORD TRUCK (continued)						
F-250 SUPER DUTY PICKUP (3/4-TON)						
2005-01	14mm	610-455	610-424	611-196 ^H	-	-
2005-01	9/16"	-	610-303	-	-	-
2000-99	12mm, 2WD	610-390	610-390	-	-	-
2000-99	12mm, 4WD	610-393	610-390	-	-	-
2000-99	14mm	610-424	610-424	611-196 ^H	-	-
2000-99	9/16"	-	610-303	-	-	-
F-350 PICKUP (1-TON)						
1997-92	2WD, w/DRW	610-300	610-303	611-127 ^H	-	-
1997-92	2WD, w/SRW	610-300	610-303	611-052 ^S	-	-
1997-92	4WD, w/DRW	610-278	610-303	611-127 ^H	-	-
1997-92	4WD, w/SRW	610-278	610-303	611-052 ^S	-	-
1991-90	2WD, w/DRW	610-300	610-303	611-092 ^H	-	-
1991-90	2WD, w/SRW	610-300	610-303	611-061 ^S	-	-
1991-90	4WD, w/DRW	610-278	610-303	611-092 ^H	-	-
1991-90	4WD, w/SRW	610-278	610-303	611-061 ^S	-	-
1989-86	Front, 2WD, DRW	610-300	-	611-092 ^H	-	-
1989-86	Front, 2WD, SRW	610-300	-	611-061 ^S	-	-
1989-86	Front, 4WD	610-278	-	611-061 ^S	-	-
1989-86	Rear, DRW, 10.25" Ring Gear	-	610-303	611-092 ^H	-	-
1989-86	Rear, DRW, Exc. 10.25" Ring Gear	-	610-301	611-092 ^H	-	-
1989-86	Rear, SRW, 10.25" Ring Gear	-	610-303	611-061 ^S	-	-
1989-86	Rear, SRW, Exc. 10.25" Ring Gear	-	610-228	611-061 ^S	-	-
1985	Front, 2WD, DRW	610-300	-	611-092 ^H	-	-
1985	Front, 2WD, SRW	610-300	-	611-061 ^S	-	-
1985	Front, 4WD, 4600 Lb Axle	610-277	-	611-016 ^S	-	-
1985	Front, 4WD, 5000 Lb Axle	610-278	-	611-061 ^S	-	-
1985	Rear, DRW, 10.25" Ring Gear	-	610-303	611-092 ^H	-	-
1985	Rear, DRW, Exc. 10.25" Ring Gear	-	610-301	611-092 ^H	-	-
1985	Rear, SRW, 10.25" Ring Gear	-	610-303	611-061 ^S	-	-
1985	Rear, SRW, Exc. 10.25" Ring Gear	-	610-228	611-061 ^S	-	-
1984	Front, 2WD, DRW, From 1/1/84	610-300	-	611-092 ^H	-	-
1984	Front, 2WD, DRW, To 12/31/83	610-218	-	611-058 ^S	-	-
1984	Front, 2WD, SRW	610-300	-	611-061 ^S	-	-
1984	Front, 4WD, 4500 Lb Axle	610-278	-	611-061 ^S	-	-
1984	Front, 4WD, 4600 Lb Axle, 3.54 Ratio, From 10/1/83	610-277	-	611-016 ^S	-	-
1984	Front, 4WD, 4600 Lb Axle, 3.54 Ratio, To 9/30/83	610-278	-	611-061 ^S	-	-
1984	Front, 4WD, 4600 Lb Axle, 4.10 Ratio	610-277	-	611-016 ^S	-	-
1984	Rear, DRW, From 1/1/84	-	610-301	611-092 ^H	-	-
1984	Rear, DRW, To 12/31/83, LH	-	610-233	611-059 ^S	-	-
1984	Rear, DRW, To 12/31/83, RH	-	610-228	611-058 ^S	-	-
1984	Rear, SRW	-	610-228	611-061 ^S	-	-
1983-80	Front, 2WD, DRW	610-218	-	611-058 ^S	-	-
1983-80	Front, 2WD, SRW	610-300	-	611-061 ^S	-	-
1983-80	Front, 4WD	610-278	-	611-061 ^S	-	-
1983-80	Rear, DRW, LH	-	610-233	611-059 ^S	-	-
1983-80	Rear, DRW, RH	-	610-228	611-058 ^S	-	-
1983-80	Rear, SRW, From 2/1/83, LH	-	610-299	611-081 ^S	-	-
1983-80	Rear, SRW, From 2/1/83, RH	-	610-297	611-061 ^S	-	-
1983-80	Rear, SRW, To 1/31/83, LH	-	610-233	611-081 ^S	-	-
1983-80	Rear, SRW, To 1/31/83, RH	-	610-228	611-061 ^S	-	-
1979	Front, 2WD, DRW	610-218	-	611-058 ^S	-	-
1979	Front, 2WD, SRW	610-300	-	611-061 ^S	-	-
1979	Front, 4WD	610-279	-	611-016 ^S	-	-
1979	Rear, 2WD, DRW, LH	-	610-233	611-059 ^S	-	-
1979	Rear, 2WD, DRW, RH	-	610-228	611-058 ^S	-	-
1979	Rear, 2WD, SRW, LH	-	610-233	611-081 ^S	-	-
1979	Rear, 2WD, SRW, RH	-	610-228	611-061 ^S	-	-
1979	Rear, 4WD	-	610-279	611-016 ^S	-	-
1978-73	Front, 2WD	610-218	-	611-058 ^S	-	-
1978-73	Front, 4WD	610-300	-	611-061 ^S	-	-
1978-73	Rear, DRW, LH thread	-	610-233	611-059 ^S	-	-
1978-73	Rear, DRW, RH thread	-	610-228	611-058 ^S	-	-
1978-73	Rear, SRW, LH thread	-	610-233	611-081 ^S	-	-

Dot 1 The Dot 1 package option allows you to sell in single piece quantity.
 See page 131 for details.

10

Wheel Stud and Nut Applications

Wheel Stud and Nut Applications



FINISHES:
 b = Black
 c = Chrome
 g = Gray
 s = Stainless

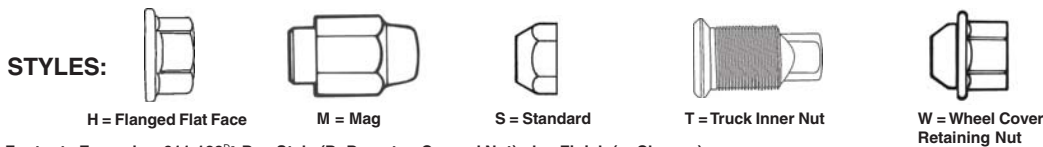
Footnote Example – 611-138^{b,c} Dc= Style (D=Dometop Capped Nut) plus Finish (c=Chrome)

Make/Model/ Years	Application	Front Bolt	Rear Bolt	Standard Nut	Optional & Cap Nuts	Nut Covers
FORD TRUCK (continued)						
F-350 PICKUP (1-TON) (continued)						
1978-73	Rear, SRW, RH thread	-	610-228	611-061 ^s	-	-
1972-67	Front, DRW, Disc Brakes	610-218	-	611-058 ^s	-	-
1972-67	Front, DRW, Drum Brakes	610-228	-	611-058 ^s	-	-
1972-67	Front, SRW, Disc Brakes	610-300	-	611-061 ^s	-	-
1972-67	Front, SRW, Drum Brakes	610-227	-	611-061 ^s	-	-
1972-67	Rear, DRW, LH	-	610-233	611-059 ^s	-	-
1972-67	Rear, DRW, RH	-	610-228	611-058 ^s	-	-
1972-67	Rear, SRW, LH	-	610-233	611-081 ^s	-	-
1972-67	Rear, SRW, RH	-	610-228	611-061 ^s	-	-
1966-63	Front, DRW, LH	-	-	611-060 ^s	-	-
1966-63	Front, DRW, RH	610-077	-	611-051 ^s	-	-
1966-63	Front, SRW	610-224	-	611-051 ^s	-	-
1966-63	Rear, LH	-	610-087	611-060 ^s	-	-
1966-63	Rear, RH	-	610-086	611-051 ^s	-	-
F-350 SUPER DUTY PICKUP (1 TON)						
2005-01	-	610-455	610-424	611-196 [#]	-	-
2000-99	2WD, w/Single Beam Front Axle	610-424	610-424	611-196 [#]	-	-
2000-99	2WD, w/SRW	610-424	610-424	611-196 [#]	-	-
2000-99	4WD, w/DRW	610-455	-	611-196 [#]	-	-
F-450 SUPER DUTY PICKUP (1 TON)						
2005-01	-	610-455	610-485	611-196 [#]	-	-
2000-99	2WD, w/Single Beam Front Axle	610-424	610-485	611-196 [#]	-	-
2000-99	2WD, w/SRW	610-424	610-485	611-196 [#]	-	-
2000-99	4WD, w/DRW	610-455	610-485	611-196 [#]	-	-
1997-92	Front, 2WD, 10-Bolt Pattern	610-346	-	-	-	-
1997-92	Front, 2WD, 8-Bolt Pattern	610-300	-	-	-	-
1997-92	Front, 4WD	610-278	-	-	-	-
1997-92	Front/Rear Nut, DRW	-	-	611-127 [#]	-	-
1997-92	Front/Rear Nut, SRW	-	-	611-052 ^s	-	-
1997-92	Rear, 10-Bolt Pattern	-	610-347	-	-	-
1997-92	Rear, 8-Bolt Pattern	-	610-303	-	-	-
1991-90	Front, 2WD, 10-Bolt Pattern	610-346	-	-	-	-
1991-90	Front, 2WD, 8-Bolt Pattern	610-300	-	-	-	-
1991-90	Front, 4WD	610-278	-	-	-	-
1991-90	Front/Rear Nut, DRW	-	-	611-092 [#]	-	-
1991-90	Front/Rear Nut, SRW	-	-	611-061 ^s	-	-
1991-90	Rear, 10-Bolt Pattern	-	610-347	-	-	-
1991-90	Rear, 8-Bolt Pattern	-	610-303	-	-	-
1989-88	-	610-346	610-347	611-092 [#]	-	-
F-500						
1977-73	LH	610-226	610-232	611-029 ^s	-	-
1977-73	RH	610-225	610-231	611-028 ^s	-	-
F-53, 59 STRIPPED CHASSIS						
1997-92	Front, 2WD, 10-Bolt Pattern	610-346	-	-	-	-
1997-92	Front, 2WD, 8-Bolt Pattern	610-300	-	-	-	-
1997-92	Front, 4WD	610-278	-	-	-	-
1997-92	Front/Rear Nut, DRW	-	-	611-127 [#]	-	-
1997-92	Front/Rear Nut, SRW	-	-	611-052 ^s	-	-
1997-92	Rear, 10-Bolt Pattern	-	610-347	-	-	-
1997-92	Rear, 8-Bolt Pattern	-	610-303	-	-	-
1991-90	Front, 2WD, 10-Bolt Pattern	610-346	-	-	-	-
1991-90	Front, 2WD, 8-Bolt Pattern	610-300	-	-	-	-
1991-90	Front, 4WD	610-278	-	-	-	-
1991-90	Front/Rear Nut, DRW	-	-	611-092 [#]	-	-
1991-90	Front/Rear Nut, SRW	-	-	611-061 ^s	-	-
1991-90	Rear, 10-Bolt Pattern	-	610-347	-	-	-
1991-90	Rear, 8-Bolt Pattern	-	610-303	-	-	-
1989	-	610-346	610-347	611-092 [#]	-	-
F-550 SUPER DUTY PICKUP (1 TON)						
2005-01	-	610-455	610-485	611-196 [#]	-	-
2000-99	2WD, w/Single Beam Front Axle	610-424	610-485	611-196 [#]	-	-
2000-99	2WD, w/SRW	610-424	610-485	611-196 [#]	-	-
2000-99	4WD, w/DRW	610-455	610-485	611-196 [#]	-	-
M-450						
1977-73	LH	610-226	610-232	611-029 ^s	-	-
1977-73	RH	610-225	610-231	611-028 ^s	-	-

10

Wheel Stud and Nut Applications

Wheel Stud and Nut Applications



FINISHES:
 b = Black
 c = Chrome
 g = Gray
 s = Stainless

Footnote Example – 611-138^{bc} Dc= Style (D=Dometop Capped Nut) plus Finish (c=Chrome)

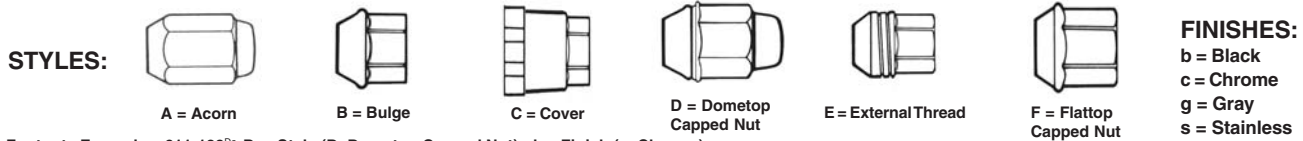
Make/Model/ Years	Application	Front Bolt	Rear Bolt	Standard Nut	Optional & Cap Nuts	Nut Covers
FORD TRUCK (continued)						
M-500						
1977-73	LH	610-226	610-232	611-029 ^s	-	-
1977-73	RH	610-225	610-231	611-028 ^s	-	-
P-100 FORWARD CONTROL CHASSIS, STEP VAN						
1967-66	-	610-148	610-085	611-016 ^s	-	-
1965	-	610-109	610-085	611-016 ^s	-	-
P-350/400 FORWARD CONTROL CHASSIS, STEP VAN						
1976-73	Front, DRW	610-223	-	611-058 ^s	-	-
1976-73	Front, SRW, 6-Bolt	610-224	-	611-051 ^s	-	-
1976-73	Front, SRW, 8-Bolt, 5200 Lb Rear Axle	610-220	-	611-016 ^s	-	-
1976-73	Front, SRW, 8-Bolt, 7400 Lb Rear Axle	610-222	-	611-061 ^s	-	-
1976-73	Rear, DRW, LH	-	610-233	611-059 ^s	-	-
1976-73	Rear, DRW, RH	-	610-228	611-058 ^s	-	-
1976-73	Rear, SRW, 5200 Lb Rear Axle	-	610-279	611-016 ^s	-	-
1976-73	Rear, SRW, 7400 Lb Rear Axle, LH thread	-	610-233	611-081 ^s	-	-
1976-73	Rear, SRW, 7400 Lb Rear Axle, RH thread	-	610-228	611-061 ^s	-	-
1972-67	Front, DRW	610-223	-	611-058 ^s	-	-
1972-67	Front, SRW, 6-Bolt	610-224	-	611-051 ^s	-	-
1972-67	Front, SRW, 8-Bolt, 5200 Lb Rear Axle	610-220	-	611-016 ^s	-	-
1972-67	Front, SRW, 8-Bolt, 7400 Lb Rear Axle	610-222	-	611-061 ^s	-	-
1972-67	Rear, DRW, 6-Bolt, LH	-	610-233	-	-	-
1972-67	Rear, DRW, 6-Bolt, RH	-	610-228	-	-	-
1972-67	Rear, DRW, 8-Bolt, LH	-	610-233	611-059 ^s	-	-
1972-67	Rear, DRW, 8-Bolt, RH	-	610-228	611-058 ^s	-	-
1972-67	Rear, SRW, 6-Bolt, LH	-	610-230	-	-	-
1972-67	Rear, SRW, 6-Bolt, RH	-	610-203	-	-	-
1972-67	Rear, SRW, 8-Bolt, 5200 Lb Axle, From VIN F30,001	-	610-219	611-016 ^s	-	-
1972-67	Rear, SRW, 8-Bolt, 5200 Lb Axle, To VIN F30,000	-	610-210	611-016 ^s	-	-
1972-67	Rear, SRW, 8-Bolt, 7400 Lb Axle, LH	-	610-233	611-081 ^s	-	-
1972-67	Rear, SRW, 8-Bolt, 7400 Lb Axle, RH	-	610-228	611-061 ^s	-	-
P-500 FORWARD CONTROL CHASSIS, STEP VAN						
1977-64	Front, Drum Brakes, LH	610-053	-	611-029 ^s	-	-
1977-64	Front, Drum Brakes, RH	610-052	-	611-028 ^s	-	-
1977-64	Rear, LH	-	610-051	611-033 ^T	-	-
1977-64	Rear, Outer Wheel, LH	-	-	611-035 ^B	-	-
1977-64	Rear, Outer Wheel, RH	-	-	611-034 ^B	-	-
1977-64	Rear, RH	-	610-050	611-032 ^T	-	-
RANGER						
2005-98	2WD	610-345	610-260	611-171 ^W	611-199 ^W	-
2005-98	4WD	610-379	610-260	611-171 ^W	611-199 ^W	-
2005-98	Rear, Electric Truck	-	610-345	611-171 ^W	-	-
1997-95	2WD	610-345	610-260	611-027 ^s	611-171 ^W	-
1997-95	4WD	610-391	610-260	611-027 ^s	611-171 ^W	-
1994-83	2WD	610-345	610-260	611-027 ^s	611-094 ^{Dc}	611-163 ^B
1994-83	4WD	610-391	610-260	611-027 ^s	611-094 ^{Dc}	611-163 ^B
WINDSTAR						
2003-99	-	610-416	610-482	611-062 ^s	611-063 ^B	611-136 ^{Ds} 611-224 ^s
1998	From 8/4/97	610-365	610-376	611-062 ^s	611-063 ^B	611-136 ^{Ds}
1998	To 8/3/97	610-365	610-387	611-062 ^s	611-063 ^B	611-136 ^{Ds}
1997-95	-	610-365	610-387	611-062 ^s	611-063 ^B	-
GEO (Also See CHEVROLET)						
METRO						
1998-95	w/ABS	610-336	610-336	611-064 ^s	-	-
1998-95	wo/ABS	610-336	610-334	611-064 ^s	-	-
1994-90	10mm Stud	610-308	610-308	611-096 ^{Ac}	-	-
1994-90	12mm Stud	610-336	610-334	611-064 ^s	-	-
1989	-	610-308	610-308	611-096 ^{Ac}	-	-
PRIZM						
1997-93	-	610-266	610-266	611-066 ^s	611-133 ^{Ac}	611-168 ^{Mc}
1992-89	-	610-266	610-266	611-066 ^s	611-116 ^{Ab}	-
SPECTRUM						
1989	-	610-307	610-307	611-062 ^s	611-074 ^{Dc}	-
STORM						
1993-90	-	610-307	610-307	611-062 ^s	611-135 ^{Db}	-

10

Wheel Stud and Nut Applications

Dot 1 The Dot 1 package option allows you to sell in single piece quantity. See page 131 for details.

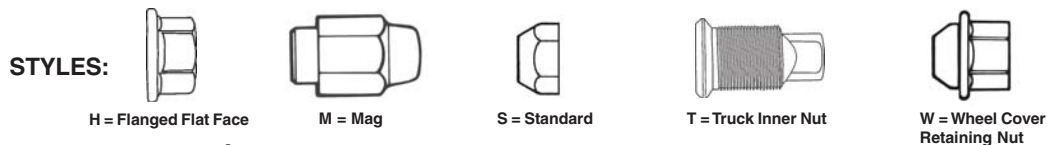
Wheel Stud and Nut Applications



Footnote Example – 611-138^{Dc} Dc= Style (D=Dometop Capped Nut) plus Finish (c=Chrome)

Make/Model/ Years	Application	Front Bolt	Rear Bolt	Standard Nut	Optional & Cap Nuts	Nut Covers
GEO (Also See CHEVROLET) (continued)						
TRACKER						
1997-96	-	610-336	610-336	611-064 ^S	-	-
1995	-	610-336	610-334	611-064 ^S	-	-
1994-89	-	610-336	610-334	611-076 ^{Ac}	-	-
HONDA						
ACCORD						
2006-03	-	610-269	610-269	611-138 ^{Dc}	611-201 ^{Ac}	-
2002-99	-	610-360	610-269	611-075 ^{Ac}	611-138 ^{Dc} 611-201 ^{Ac}	-
1998	-	610-360	610-269	611-138 ^{Dc}	611-201 ^{Ac}	-
1997-90	-	610-362	610-269	611-144 ^{Bc}	611-138 ^{Dc}	-
1989-86	-	610-269	610-269	611-144 ^{Bc}	611-138 ^{Dc}	-
1985-82	-	610-269	610-269	611-075 ^{Ac}	611-138 ^{Dc}	-
1981-76	-	610-267	610-267	611-076 ^{Ac}	-	-
ACCORD HYBRID						
2006-05	-	610-269	610-269	611-138 ^{Dc}	-	-
CIVIC HYBRID						
2006-03	-	610-269	610-269	611-075 ^{Ac}	-	-
CIVIC, CIVIC CRX, CIVIC DEL SOL						
2006-80	-	610-269	610-269	611-144 ^{Bc}	611-075 ^{Ac} 611-138 ^{Dc}	-
1979-73	-	610-267	610-267	611-076 ^{Ac}	-	-
CR-V						
2006-97	-	610-360	610-269	611-075 ^{Ac}	-	-
ELEMENT						
2006-03	-	610-360	610-269	611-075 ^{Ac}	611-138 ^{Dc}	-
INSIGHT						
2006-00	-	610-269	610-269	611-144 ^{Bc}	-	-
ODYSSEY						
2004-95	-	610-360	610-360	611-138 ^{Dc}	611-201 ^{Ac}	-
PASSPORT						
2002-00	-	610-262	610-312	611-074 ^{Dc}	-	-
1999-96	-	610-262	610-312	611-074 ^{Dc}	611-137 ^{Mc}	-
1995-94	2WD, DX Model	610-262	610-254	611-074 ^{Dc}	611-137 ^{Mc}	-
1995-94	2WD, EX, LX Models	610-262	610-312	611-074 ^{Dc}	611-137 ^{Mc}	-
1995-94	4WD	610-262	610-312	611-074 ^{Dc}	611-137 ^{Mc}	-
PILOT						
2006-03	-	610-360	610-360	611-138 ^{Dc}	611-201 ^{Ac}	-
PRELUDE						
2001-92	-	610-360	610-269	611-138 ^{Dc}	-	-
1991-88	-	610-269	610-269	611-144 ^{Bc}	611-075 ^{Ac} 611-138 ^{Dc}	-
1987-83	-	610-269	610-269	611-075 ^{Ac}	611-138 ^{Dc}	-
1982-79	-	610-268	610-268	N/R	-	-
S2000						
2006-00	-	610-269	610-269	611-075 ^{Ac}	-	-
WAGOVAN						
1989-82	-	610-269	610-269	611-075 ^{Ac}	-	-
HYUNDAI						
ACCENT						
2005-00	-	610-414	610-340	611-072 ^S	611-141 ^{Ac}	-
1999-95	-	610-276	-	611-142 ^{Ab}	611-141 ^{Ac}	-
ELANTRA						
2005-02	-	610-414	610-340	611-072 ^S	-	-
2001	-	610-414	610-275	611-072 ^S	-	-
2000-99	w/ABS	610-414	610-340	611-072 ^S	-	-
2000-99	wo/ABS	610-414	610-275	611-072 ^S	-	-
1998-96	-	610-276	610-275	611-072 ^S	-	-
1995-94	w/ABS	610-276	610-414	611-142 ^{Ab}	611-208 ^{Ac}	-
1995-94	wo/ABS	610-276	610-276	611-142 ^{Ab}	611-208 ^{Ac}	-
1993-92	-	610-276	610-276	611-142 ^{Ab}	611-208 ^{Ac}	-
EXCEL						
1994-90	-	610-276	610-276	611-142 ^{Ab}	-	-
1989-87	-	610-276	610-276	611-142 ^{Ab}	611-141 ^{Ac}	-
SANTA FE						
2005-01	-	610-414	610-445	611-141 ^{Ac}	-	-
SCOUPE						
1995-91	-	610-276	610-276	611-142 ^{Ab}	611-140 ^{Fc}	-
SONATA						
2005-99	-	610-414	610-414	611-072 ^S	611-141 ^{Ac}	-

Wheel Stud and Nut Applications



FINISHES:
 b = Black
 c = Chrome
 g = Gray
 s = Stainless

Footnote Example – 611-138^{bc} Dc= Style (D=Dometop Capped Nut) plus Finish (c=Chrome)

Make/Model/ Years	Application	Front Bolt	Rear Bolt	Standard Nut	Optional & Cap Nuts	Nut Covers
HYUNDAI (continued)						
SONATA (continued)						
1998-94	13mm Rear Knurl Dia	610-414	610-340	611-142 ^{Ab}	611-072 ^S 611-208 ^{Ac}	-
1998-94	14.3mm Rear Knurl Dia	610-414	610-275	611-142 ^{Ab}	611-072 ^S 611-208 ^{Ac}	-
1993-89	-	610-414	610-414	611-142 ^{Ab}	-	-
TIBURON						
2005-03	-	610-414	-	611-072 ^S	611-141 ^{Ac}	-
2001-00	-	610-276	610-340	611-072 ^S	611-141 ^{Ac}	-
1999-97	-	610-276	610-340	611-072 ^S	-	-
XG300						
2001	-	610-414	610-445	611-072 ^S	-	-
XG300, XG350						
2005-02	-	610-414	610-414	611-072 ^S	-	-
INFINITI						
FX35						
2005-03	-	610-378	610-378	611-065 ^S	-	-
FX45						
2005-03	-	610-378	610-378	611-065 ^S	-	-
G20						
2002-96	-	610-378	610-378	611-114 ^{Ac}	-	-
1995-91	-	610-378	610-320	611-065 ^S	611-114 ^{Ac}	-
G35						
2005-03	-	610-378	610-378	611-114 ^{Ac}	-	-
I30						
2001-97	-	610-378	610-378	611-114 ^{Ac}	-	-
1996	-	610-378	610-378	611-065 ^S	611-114 ^{Ac}	-
I35						
2004-02	-	610-378	610-378	611-065 ^S	-	-
J30						
1997-96	-	610-320	610-378	611-065 ^S	-	-
1995-93	-	610-403	610-378	611-065 ^S	611-113 ^{Sc}	-
M30						
1992-90	-	610-320	610-320	611-113 ^{Sc}	-	-
M45						
2004-03	-	-	610-378	611-065 ^S	-	-
Q45						
2005-03	w/Aluminum Wheels	610-378	610-320	611-065 ^S	-	-
2005-03	w/Steel Wheels	610-378	610-320	611-114 ^{Ac}	-	-
2002	-	610-378	610-320	611-114 ^{Ac}	-	-
2001-97	-	610-320	610-378	611-114 ^{Ac}	-	-
1996-90	-	610-378	610-320	611-065 ^S	611-113 ^{Sc}	-
QX4						
2003-97	-	610-240	610-320	611-114 ^{Ac}	-	-
QX56						
2005-04	-	-	610-378	611-065 ^S	-	-
INTERNATIONAL						
100, 150, 1000, 1010, 1100, 1110, TRAVELALL						
1975-74	-	610-154	610-191	611-016 ^S	-	-
1973-67	LH	-	-	611-031 ^S	-	-
1973-67	RH	610-095	610-090	611-016 ^S	-	-
1966-48	LH	-	-	611-031 ^S	-	-
1966-48	RH	610-095	610-095	611-016 ^S	-	-
900 SERIES						
1969-48	LH	-	-	611-031 ^S	-	-
1969-48	RH	610-095	610-095	611-016 ^S	-	-
SCOUT, SCOUT II						
1980-74	-	610-154	610-034	611-016 ^S	-	-
1973-67	2WD, LH	-	-	611-031 ^S	-	-
1973-67	2WD, RH	610-191	610-095	611-016 ^S	-	-
1973-67	4WD, LH	-	-	611-031 ^S	-	-
1973-67	4WD, RH	610-095	610-095	611-016 ^S	-	-
1966-61	2WD, LH	-	-	611-031 ^S	-	-
1966-61	2WD, RH	610-090	610-095	611-016 ^S	-	-
ISUZU						
I-MARK						
1989-81	-	610-307	610-307	611-062 ^S	611-074 ^{Dc} 611-135 ^{Db}	-
IMPULSE						
1992-83	-	610-307	610-307	611-062 ^S	611-135 ^{Db}	-

Dot 1 The Dot 1 package option allows you to sell in single piece quantity.
 See page 131 for details.

Wheel Stud and Nut Applications

STYLES:



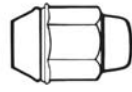
A = Acorn



B = Bulge



C = Cover



D = Dometop Capped Nut



E = External Thread



F = Flattop Capped Nut

FINISHES:

b = Black
c = Chrome
g = Gray
s = Stainless

Footnote Example – 611-138^{b,c} Dc= Style (D=Dometop Capped Nut) plus Finish (c=Chrome)

Make/Model/ Years	Application	Front Bolt	Rear Bolt	Standard Nut	Optional & Cap Nuts	Nut Covers
ISUZU (continued)						
STYLUS						
1993-91	-	610-307	610-307	611-062 ^s	611-135 ^{Db}	-
ISUZU TRUCK						
AMIGO						
2000-99	-	610-262	610-312	611-074 ^{Dc}	611-137 ^{Mc}	-
1994-89	-	610-262	610-261	611-074 ^{Dc}	611-137 ^{Mc}	-
AXIOM						
2004-03	-	610-477	610-312	611-221 ^F	-	-
2002	-	610-262	610-312	611-074 ^{Dc}	-	-
HOMBRE						
2000-96	-	610-254	610-254	611-109 ^F	-	-
OASIS						
1999-96	-	610-360	610-360	611-138 ^{Dc}	-	-
PICKUP						
1995	-	610-262	610-261	611-074 ^{Dc}	611-137 ^{Mc}	-
1994-90	2WD, w/12.7mm Rear Knurl Dia	610-262	610-254	611-074 ^{Dc}	611-135 ^{Db}	-
1994-90	2WD, w/14.4mm Rear Knurl Dia	610-262	610-261	611-074 ^{Dc}	611-135 ^{Db}	-
1994-90	4WD	610-262	610-261	611-074 ^{Dc}	611-137 ^{Mc}	-
1989-81	-	610-262	610-261	611-062 ^s	611-074 ^{Dc}	611-137 ^{Mc}
RODEO						
2004-02	-	610-477	610-312	611-221 ^F	-	-
2001-98	-	610-262	610-312	611-074 ^{Dc}	611-137 ^{Mc}	-
1997-91	4-Cyl Eng	610-262	610-254	611-074 ^{Dc}	611-137 ^{Mc}	-
1997-91	6-Cyl Eng	610-262	610-312	611-074 ^{Dc}	611-137 ^{Mc}	-
RODEO SPORT						
2003-02	-	610-477	610-312	611-221 ^F	-	-
2001	-	610-262	610-312	611-074 ^{Dc}	-	-
TROOPER						
2002-01	-	610-262	610-477	611-074 ^{Dc}	-	-
2000-95	-	610-262	610-261	611-074 ^{Dc}	-	-
1994-92	-	610-262	610-261	611-074 ^{Dc}	611-135 ^{Db}	-
1991-84	-	610-262	610-261	611-074 ^{Dc}	611-137 ^{Mc}	-
VEHICROSS						
2001	-	610-262	610-477	611-074 ^{Dc}	-	-
2000-99	-	610-262	610-261	611-074 ^{Dc}	-	-
JAGUAR						
VANDEN PLAS						
1998	-	610-258	610-258	-	-	-
1985-82	-	-	-	611-163 ^B	-	-
XJ12						
1979-73	-	-	-	611-163 ^B	-	-
XJ6						
1979-72	-	-	-	611-163 ^B	-	-
XJ8						
1998	-	610-258	610-258	-	-	-
XJR						
1998	-	610-258	610-258	-	-	-
XKE						
1974-71	-	-	-	611-163 ^B	-	-
JEEP						
CHEROKEE						
2001-00	-	-	610-364	611-122 ^{Dc}	-	-
1999-97	-	610-109	610-364	611-122 ^{Dc}	-	-
1996-93	w/Rear Disc Brakes	610-109	610-234	611-122 ^{Dc}	-	-
1996-93	w/Rear Drum Brakes	610-109	610-364	611-122 ^{Dc}	-	-
1992-90	2WD	610-236	610-364	611-122 ^{Dc}	-	-
1992-90	4WD	610-109	610-364	611-122 ^{Dc}	-	-
1989-87	2WD	610-236	610-364	611-122 ^{Dc}	-	-
1989-87	4WD	610-256	610-364	611-122 ^{Dc}	-	-
1986	AMC Rear Axle	610-256	610-170	611-122 ^{Dc}	-	-
1986	Dana Rear Axle	610-256	610-364	611-122 ^{Dc}	-	-
1985-84	-	610-256	610-170	611-122 ^{Dc}	-	-
1983-77	-	610-179	610-186	611-014 ^s	611-145 ^{Dc}	-
1976-74	w/Front Disc Brakes	610-179	610-186	611-014 ^s	611-145 ^{Dc}	-
1976-74	w/Front Drum	-	610-186	611-014 ^s	611-145 ^{Dc}	-
CJ SERIES						
1986-78	-	610-273	610-103	611-016 ^s	611-098 ^{Dc}	-

10

Wheel Stud and Nut Applications

Wheel Stud and Nut Applications



FINISHES:
 b = Black
 c = Chrome
 g = Gray
 s = Stainless

Footnote Example – 611-138^{bc} Dc= Style (D=Dometop Capped Nut) plus Finish (c=Chrome)

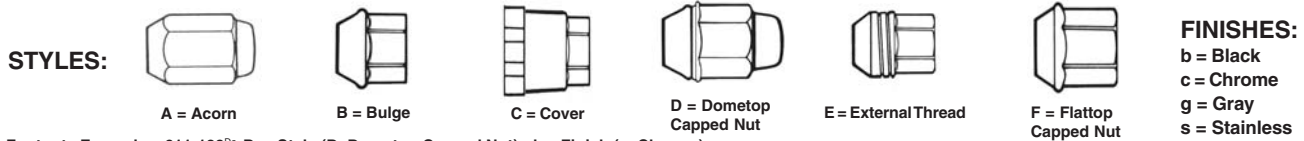
Make/Model/ Years	Application	Front Bolt	Rear Bolt	Standard Nut	Optional & Cap Nuts	Nut Covers
JEEP (continued)						
CJ SERIES (continued)						
1977	w/Front Disc Brakes	610-273	610-103	611-016 ^s	611-098 ^{bc}	-
1977	w/Front Drum	610-109	610-103	611-016 ^s	611-098 ^{bc}	-
1976-74	-	610-109	610-103	611-016 ^s	611-122 ^{bc}	-
1973-72	-	610-109	610-109	611-016 ^s	611-122 ^{bc}	-
1971-67	-	610-032	610-032	611-016 ^s	-	-
1966-53	LH	-	-	611-031 ^s	-	-
1966-53	RH	610-032	610-032	611-016 ^s	-	-
COMANCHE						
1992-90	2WD	610-236	610-364	611-122 ^{bc}	-	-
1992-90	4WD	610-109	610-364	611-122 ^{bc}	-	-
1989-88	2WD	610-236	610-364	611-122 ^{bc}	-	-
1989-88	4WD	610-256	610-364	611-122 ^{bc}	-	-
1987	Front, 2WD	610-236	-	611-122 ^{bc}	-	-
1987	Front, 4WD	610-256	-	611-122 ^{bc}	-	-
1987	Rear, Dana 35 Axle	-	610-364	611-122 ^{bc}	-	-
1987	Rear, Dana 44 Axle	-	610-170	611-122 ^{bc}	-	-
1986	AMC Rear Axle	610-256	610-170	611-122 ^{bc}	-	-
1986	Dana 35 Rear Axle	610-256	610-364	611-122 ^{bc}	-	-
1986	Dana 44 Rear Axle	610-256	-	611-122 ^{bc}	-	-
DJ SERIES, DISPATCHER						
1974	-	610-109	610-103	611-016 ^s	611-122 ^{bc}	-
1973-71	-	610-109	610-109	611-016 ^s	611-122 ^{bc}	-
1970-67	-	610-032	610-032	611-016 ^s	-	-
1966	10" Drum	610-032	610-032	611-016 ^s	-	-
1966	9" Drum, LH	-	-	611-031 ^s	-	-
1966	9" Drum, RH	610-109	610-090	611-016 ^s	-	-
1965-61	LH	-	-	611-031 ^s	-	-
1965-61	RH	610-109	610-090	611-016 ^s	-	-
GRAND CHEROKEE						
2005-03	-	610-287	610-449	-	-	-
2002	-	610-287	-	611-122 ^{bc}	-	-
2001-00	-	-	-	611-122 ^{bc}	-	-
1999-93	w/Rear Disc Brakes	610-109	610-234	611-122 ^{bc}	-	-
1999-93	w/Rear Drum Brakes	610-109	610-364	611-122 ^{bc}	-	-
GRAND WAGONEER						
1991-84	-	610-179	610-186	611-145 ^{bc}	-	-
J-SERIES PICKUP, GLADIATOR						
1988-77	J10	610-179	610-186	611-014 ^s	611-145 ^{bc}	-
1988-77	J20	610-180	610-292	611-052 ^s	-	-
1976-74	J10, w/Front Disc Brakes	610-179	610-186	611-014 ^s	611-145 ^{bc}	-
1976-74	J10, w/Front Drum	-	610-186	611-014 ^s	611-145 ^{bc}	-
1976-74	J20	610-180	610-292	611-052 ^s	-	-
1973-72	-	610-032	610-032	611-016 ^s	-	-
1971-68	w/5000 Lb GVW	610-159	610-159	611-016 ^s	-	-
1971-68	w/6000-7000 Lb GVW	610-032	610-032	611-016 ^s	-	-
1967-65	w/230 Eng, SRW	610-159	610-159	611-016 ^s	-	-
1967-65	wo/230 Eng, w/5000 Lb GVW	610-159	610-159	611-016 ^s	-	-
1967-65	wo/230 Eng, w/6000-7000 Lb GVW	610-032	610-032	611-016 ^s	-	-
1964-63	w/230 Eng, SRW	610-159	610-159	611-016 ^s	-	-
1962-61	LH	-	-	611-031 ^s	-	-
1962-61	RH	610-032	610-032	611-016 ^s	-	-
JEEPSTER, COMMANDO						
1973-71	-	610-109	610-032	611-016 ^s	611-122 ^{bc}	-
1970-67	-	610-032	610-032	611-016 ^s	-	-
LIBERTY						
2005-03	-	610-449	610-174	-	-	-
2002	-	610-449	610-446	-	-	-
SCRAMBLER						
1985-81	-	610-273	610-103	611-016 ^s	611-098 ^{bc}	-
UNIVERSAL						
1966-53	LH	-	-	611-031 ^s	-	-
1966-53	RH	610-032	610-032	611-016 ^s	-	-
WAGONEER						
1990	2WD	610-236	610-364	611-122 ^{bc}	-	-
1990	4WD	610-109	610-364	611-122 ^{bc}	-	-
1989-87	2WD	610-236	610-364	611-122 ^{bc}	-	-

Dot 1 The Dot 1 package option allows you to sell in single piece quantity. See page 131 for details.

10

Wheel Stud and Nut Applications

Wheel Stud and Nut Applications



Footnote Example – 611-138^{b,c} Dc= Style (D=Dometop Capped Nut) plus Finish (c=Chrome)

Make/Model/ Years	Application	Front Bolt	Rear Bolt	Standard Nut	Optional & Cap Nuts	Nut Covers
JEEP (continued)						
WAGONEER (continued)						
1989-87	4WD	610-256	610-364	611-122 ^{Dc}	-	-
1986	AMC Rear Axle	610-256	610-170	611-122 ^{Dc}	-	-
1986	Dana Rear Axle	610-256	610-364	611-122 ^{Dc}	-	-
1985-84	-	610-256	610-170	611-122 ^{Dc}	-	-
1983-77	-	610-179	610-186	611-014 ^S	611-145 ^{Dc}	-
1976-74	w/Front Disc Brakes	610-179	610-186	611-014 ^S	611-145 ^{Dc}	-
1976-74	w/Front Drum	-	610-186	611-014 ^S	611-145 ^{Dc}	-
1973-72	-	610-032	610-032	611-016 ^S	-	-
1967-65	w/230 Eng	610-159	610-159	611-016 ^S	-	-
1967-65	wo/230 Eng, w/5000 Lb GVW	610-159	610-159	611-016 ^S	-	-
1967-65	wo/230 Eng, w/6000-7000 Lb GVW	610-032	610-032	611-016 ^S	-	-
1964-63	w/230 Eng	610-159	610-159	611-016 ^S	-	-
WRANGLER						
2005-03	w/Dana Rear Axle	610-449	610-234	-	-	-
2005-03	w/TruLok Differential	610-449	610-446	-	-	-
2000	-	-	-	611-122 ^{Dc}	-	-
1999-90	-	610-109	610-364	611-122 ^{Dc}	-	-
1989-87	-	610-256	610-364	611-122 ^{Dc}	-	-
KIA						
AMANTI						
2005-04	-	610-414	-	-	-	-
OPTIMA						
2005-01	-	610-414	610-414	611-072 ^S	611-209 ^{Ac}	-
RIO						
2005-03	-	610-410	-	611-141 ^{Ac}	-	-
2002-01	w/Alloy Wheels	610-450	610-450	-	-	-
2002-01	w/Steel Wheels, Wheel Cover	610-450	610-450	-	-	-
SEDONA						
2005-02	-	610-410	610-410	611-072 ^S	611-209 ^{Ac}	-
SEPHIA						
2001-98	-	610-410	-	611-141 ^{Ac}	611-209 ^{Ac}	-
1997-93	Rear Disc Brakes	610-410	-	611-141 ^{Ac}	611-209 ^{Ac}	611-072 ^S
1997-93	Rear Drum Brakes	610-410	610-340	611-141 ^{Ac}	611-209 ^{Ac}	611-072 ^S
SORENTO						
2005-03	-	-	-	611-141 ^{Ac}	-	-
SPECTRA						
2005	-	-	610-340	611-141 ^{Ac}	-	-
2004-02	-	610-410	610-410	611-072 ^S	611-209 ^{Ac}	-
2001-00	-	610-410	610-410	611-141 ^{Ac}	611-209 ^{Ac}	-
SPORTAGE						
2001-95	-	610-410	610-295	611-141 ^{Ac}	-	-
LEXUS						
ES250						
1991-90	-	610-266	610-244	611-168 ^{Mc}	-	-
ES300						
2003-02	-	610-266	610-266	611-167 ^{Mc}	-	-
2001-97	-	610-266	610-244	611-167 ^{Mc}	-	-
1996-92	-	610-266	610-244	611-132 ^{Mc}	-	-
ES330						
2005-04	-	610-266	610-266	611-167 ^{Mc}	-	-
GS300						
2006-02	-	610-266	610-266	611-167 ^{Mc}	-	-
2001	-	610-266	610-266	611-117 ^{Mc}	-	-
2000-97	-	610-266	610-266	611-167 ^{Mc}	-	-
1996-93	-	610-266	610-266	611-168 ^{Mc}	-	-
GS400						
2000-98	-	610-266	610-266	611-117 ^{Mc}	611-167 ^{Mc}	-
GS430						
2006-02	-	610-266	610-266	611-167 ^{Mc}	-	-
2001	-	610-266	610-266	611-117 ^{Mc}	-	-
GX470						
2005-03	-	610-266	610-266	611-167 ^{Mc}	-	-
IS300						
2005-02	-	610-266	610-266	611-167 ^{Mc}	-	-
2001	-	610-266	610-266	611-117 ^{Mc}	-	-

10

Wheel Stud and Nut Applications

Wheel Stud and Nut Applications



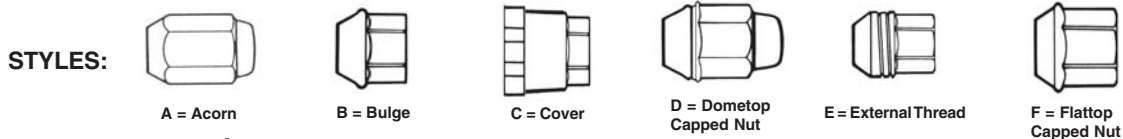
FINISHES:
 b = Black
 c = Chrome
 g = Gray
 s = Stainless

Footnote Example – 611-138^{Dc} Dc= Style (D=Dometop Capped Nut) plus Finish (c=Chrome)

Make/Model/ Years	Application	Front Bolt	Rear Bolt	Standard Nut			Optional & Cap Nuts	Nut Covers
LEXUS (continued)								
LS400								
2000-91	-	610-266	610-266	611-168 ^{Mc}	-	-	-	-
1990	-	610-266	610-266	-	-	-	-	-
LS430								
2006-01	-	610-266	610-266	611-167 ^{Mc}	-	-	-	-
LX450								
1997-96	-	610-266	610-312	611-169 ^{Mb}	-	-	-	-
RX300								
2003-99	2WD	610-266	610-244	611-167 ^{Mc}	-	-	-	-
2003-99	4WD	610-266	610-266	611-167 ^{Mc}	-	-	-	-
RX330								
2005-04	2WD	610-266	610-244	611-167 ^{Mc}	-	-	-	-
2005-04	4WD	610-266	610-266	611-167 ^{Mc}	-	-	-	-
SC300								
2000-95	-	610-266	610-266	611-167 ^{Mc}	611-168 ^{Mc}	-	-	-
1994-92	-	610-266	610-266	611-168 ^{Mc}	-	-	-	-
SC400								
2000-95	-	610-266	610-266	611-167 ^{Mc}	611-168 ^{Mc}	-	-	-
1994-93	-	610-266	610-266	611-167 ^{Mc}	-	-	-	-
1992	-	610-266	610-266	611-132 ^{Mc}	-	-	-	-
SC430								
2003-02	-	610-266	610-266	611-168 ^{Mc}	-	-	-	-
LINCOLN								
AVIATOR								
2006-03	-	610-444	610-444	611-199 ^{Wb}	-	-	-	-
BLACKWOOD								
2002	-	610-442	610-442	611-196 ^H	611-230 ^H	-	-	-
CONTINENTAL								
2002-01	-	610-427	610-482	611-063 ^B	611-136 ^{Ds}	-	-	-
2000	-	610-427	610-376	611-063 ^B	611-136 ^{Ds}	-	-	-
1999	From 3/17/99	610-427	610-376	611-063 ^B	611-136 ^{Ds}	-	-	-
1999	To 3/17/99	610-416	610-376	611-063 ^B	611-136 ^{Ds}	-	-	-
1998-95	-	610-416	610-376	611-063 ^B	611-136 ^{Ds}	-	-	-
1994-93	-	610-365	610-376	611-063 ^B	-	-	-	-
1992	-	610-365	610-344	611-063 ^B	-	-	-	-
1991-90	-	610-306	610-344	611-063 ^B	-	-	-	-
1989-88	-	610-365	610-302	611-062 ^S	611-063 ^B	-	-	-
1987-80	-	610-252	610-260	611-016 ^S	611-071 ^{Dc}	611-093 ^B	-	-
1979-77	w/Rear Disc Brakes	610-252	610-345	611-016 ^S	611-093 ^B	-	-	-
1979-77	w/Rear Drum Brakes	610-252	610-260	611-016 ^S	611-093 ^B	-	-	-
1976	w/Rear Disc Brakes, From 3/1/76	610-252	610-345	611-016 ^S	611-093 ^B	-	-	-
1976	w/Rear Disc Brakes, To 2/29/76	610-162	610-345	611-016 ^S	611-093 ^B	-	-	-
1976	w/Rear Drum Brakes, From 3/1/76	610-252	610-260	611-016 ^S	611-093 ^B	-	-	-
1976	w/Rear Drum Brakes, To 2/29/76	610-162	610-260	611-016 ^S	611-093 ^B	-	-	-
1975	w/Rear Disc Brakes	610-162	610-345	611-016 ^S	611-093 ^B	-	-	-
1975	w/Rear Drum Brakes	610-162	610-163	611-016 ^S	611-093 ^B	-	-	-
1974-73	-	610-162	610-163	611-016 ^S	-	-	-	-
1972-71	-	610-148	610-109	611-016 ^S	-	-	-	-
1970-65	-	-	610-109	611-016 ^S	-	-	-	-
LS								
2003-00	-	610-484	610-484	611-229 ^H	611-226 ^H	-	-	-
MARK SERIES								
1998-93	-	610-365	610-388	611-063 ^B	611-136 ^{Ds}	-	-	-
1992-80	-	610-252	610-260	611-016 ^S	611-071 ^{Dc}	611-093 ^B	611-143 ^{Ds}	-
1979-77	w/Rear Disc Brakes	610-252	610-345	611-016 ^S	611-093 ^B	-	-	-
1979-77	w/Rear Drum Brakes	610-252	610-260	611-016 ^S	611-093 ^B	-	-	-
1976	w/Rear Disc Brakes, From 3/1/76	610-252	610-345	611-016 ^S	611-093 ^B	-	-	-
1976	w/Rear Disc Brakes, To 2/29/76	610-162	610-345	611-016 ^S	611-093 ^B	-	-	-
1976	w/Rear Drum Brakes, From 3/1/76	610-252	610-260	611-016 ^S	611-093 ^B	-	-	-
1976	w/Rear Drum Brakes, To 2/29/76	610-162	610-260	611-016 ^S	611-093 ^B	-	-	-
1975	w/Rear Disc Brakes	610-162	610-345	611-016 ^S	611-093 ^B	-	-	-
1975	w/Rear Drum Brakes	610-162	610-163	611-016 ^S	611-093 ^B	-	-	-
1974-73	-	610-162	610-163	611-016 ^S	-	-	-	-
1972-69	-	610-148	610-109	611-016 ^S	-	-	-	-
1968	-	-	610-109	611-016 ^S	-	-	-	-
NAVIGATOR								
2006-03	-	610-442	610-442	611-223 ^S	-	-	-	-

Dot 1 The Dot 1 package option allows you to sell in single piece quantity. See page 131 for details.

Wheel Stud and Nut Applications



FINISHES:
 b = Black
 c = Chrome
 g = Gray
 s = Stainless

Footnote Example – 611-138^{b,c} Dc= Style (D=Dometop Capped Nut) plus Finish (c=Chrome)

Make/Model/ Years	Application	Front Bolt	Rear Bolt	Standard Nut	Optional & Cap Nuts			Nut Covers
LINCOLN (continued)								
NAVIGATOR (continued)								
2002-01	-	610-442	610-442	611-196 ^H	611-230 ^H	-	-	-
2000	12mm, To 11/28/99	610-390	610-390	611-172 ^H	-	-	-	-
2000	14mm, From 11/28/99	610-442	610-442	611-196 ^H	611-230 ^H	-	-	-
1999-98	-	610-390	610-390	611-172 ^H	-	-	-	-
TOWN CAR								
2006-02	-	610-426	610-481	611-016 ^S	-	-	-	-
2001-98	-	610-426	610-368	611-016 ^S	-	-	-	-
1997-91	-	610-366	610-368	611-016 ^S	-	-	-	-
1990-82	-	610-252	610-260	611-016 ^S	611-071 ^{Dc}	611-093 ^B	-	-
VERSAILLES								
1980-77	-	610-345	610-345	611-016 ^S	-	-	-	-
MAZDA								
1200								
1971	-	610-274	610-274	N/R	-	-	-	-
3								
2006-04	-	-	-	611-072 ^S	611-141 ^{Ac}	-	-	-
323								
1995-94	-	610-285	610-340	611-072 ^S	611-141 ^{Ac}	-	-	-
1993	From 3/9/93	610-285	610-340	611-072 ^S	611-141 ^{Ac}	-	-	-
1993	To 3/8/93	610-340	610-340	611-072 ^S	611-141 ^{Ac}	-	-	-
1992-90	-	610-340	610-340	611-072 ^S	611-141 ^{Ac}	-	-	-
1989-88	2WD	610-294	610-295	611-072 ^S	611-141 ^{Ac}	-	-	-
1989-88	4WD	610-294	610-294	611-072 ^S	611-141 ^{Ac}	-	-	-
1987-86	-	610-294	610-295	611-141 ^{Ac}	611-142 ^{Ab}	-	-	-
6								
2006-03	-	610-468	-	611-072 ^S	611-141 ^{Ac}	-	-	-
626								
2003-93	-	610-340	610-340	611-072 ^S	611-100 ^{Mc}	611-141 ^{Ac}	-	-
1992-88	-	610-340	610-295	611-072 ^S	611-141 ^{Ac}	-	-	-
1987-83	-	610-294	610-295	611-072 ^S	611-141 ^{Ac}	611-142 ^{Ab}	-	-
1982-79	-	610-274	610-274	N/R	-	-	-	-
808								
1977-72	-	610-274	610-274	N/R	-	-	-	-
929								
1995-92	-	610-340	610-340	611-072 ^S	-	-	-	-
1991-88	-	610-295	610-340	611-072 ^S	611-141 ^{Ac}	-	-	-
COSMO								
1978-76	-	-	610-295	-	611-078 ^{Ac}	-	-	-
GLC								
1985-81	Sedan or Hatchback	610-294	610-295	611-072 ^S	611-141 ^{Ac}	-	-	-
1985-81	Wagon	610-274	610-274	N/R	-	-	-	-
1980-77	-	610-274	610-274	N/R	-	-	-	-
MIATA								
2006-94	-	610-340	610-285	611-072 ^S	611-141 ^{Ac}	-	-	-
1993	From 6/1/93	610-340	610-285	611-072 ^S	611-141 ^{Ac}	-	-	-
1993	To 5/31/93	610-340	610-340	611-072 ^S	611-141 ^{Ac}	-	-	-
1992-90	-	610-340	610-340	611-072 ^S	611-141 ^{Ac}	-	-	-
MILLENNIA								
2002-95	-	610-340	610-340	611-072 ^S	611-141 ^{Ac}	-	-	-
MIZER								
1977-76	-	610-274	610-274	N/R	-	-	-	-
MPV								
2005-02	-	610-340	610-340	611-072 ^S	611-141 ^{Ac}	-	-	-
2001-89	-	610-410	610-340	611-072 ^S	611-141 ^{Ac}	-	-	-
MX-3								
1995-94	-	610-285	610-340	611-072 ^S	611-141 ^{Ac}	-	-	-
1993	From 6/1/93	610-285	610-340	611-072 ^S	611-141 ^{Ac}	-	-	-
1993	To 5/31/93	610-340	610-340	611-072 ^S	611-141 ^{Ac}	-	-	-
1992	-	610-340	610-340	611-072 ^S	611-141 ^{Ac}	-	-	-
MX-6								
1997-93	-	610-340	610-340	611-072 ^S	611-141 ^{Ac}	611-217 ^F	-	-
1992-88	-	610-340	610-295	611-072 ^S	611-141 ^{Ac}	-	-	-
PROTEGE								
2003-02	w/Rear Disc Brakes	610-340	-	611-072 ^S	611-141 ^{Ac}	-	-	-
2003-02	w/Rear Drum Brakes	610-285	610-340	611-072 ^S	611-141 ^{Ac}	-	-	-
2001-94	-	610-285	610-340	611-072 ^S	611-141 ^{Ac}	-	-	-

10

Wheel Stud and Nut Applications

Wheel Stud and Nut Applications



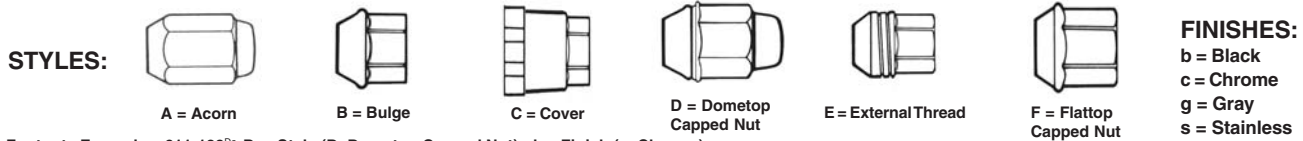
FINISHES:
 b = Black
 c = Chrome
 g = Gray
 s = Stainless

Footnote Example – 611-138^{bc} Dc= Style (D=Dometop Capped Nut) plus Finish (c=Chrome)

Make/Model/ Years	Application	Front Bolt	Rear Bolt	Standard Nut	Optional & Cap Nuts	Nut Covers
MAZDA (continued)						
PROTEGE (continued)						
1993	From 3/9/93	610-285	610-340	611-072 ^s	611-141 ^{Ac}	-
1993	To 3/8/93	610-340	610-340	611-072 ^s	611-141 ^{Ac}	-
1992-90	-	610-340	610-340	611-072 ^s	611-141 ^{Ac}	-
PROTEGE 5						
2003-02	w/Rear Disc Brakes	610-340	-	611-072 ^s	611-141 ^{Ac}	-
2003-02	w/Rear Drum Brakes	610-285	610-340	611-072 ^s	611-141 ^{Ac}	-
RX-2, RX-3, RX-4						
1978-71	-	610-274	610-274	N/R	-	-
RX-7						
1995-93	-	610-340	610-340	611-141 ^{Ac}	-	-
1992-89	-	610-341	610-295	611-072 ^s	611-141 ^{Ac}	-
1988-86	Convertible	610-341	610-295	611-072 ^s	611-141 ^{Ac}	-
1988-86	Coupe, w/4-Bolt Pattern	610-409	610-295	611-072 ^s	611-141 ^{Ac}	-
1988-86	Coupe, w/5-Bolt Pattern	610-341	610-295	611-072 ^s	611-141 ^{Ac}	-
1985-84	w/Carb	610-274	610-274	N/R	-	-
1985-84	w/EFI	610-295	610-295	611-072 ^s	611-141 ^{Ac}	-
1983-81	-	610-274	610-274	N/R	-	-
1980-79	44mm OE Bolt	610-274	610-274	N/R	-	-
RX-8						
2005-04	-	-	610-340	611-141 ^{Ac}	-	-
MAZDA TRUCK						
B1600 PICKUP						
1976	RH only	-	610-295	611-072 ^s	-	-
1975-72	RH only	-	-	611-072 ^s	-	-
B2000, B2200, B2600 PICKUP						
1993-86	-	610-295	610-309	611-141 ^{Ac}	611-142 ^{Ab}	-
1984-81	-	610-295	610-295	611-072 ^s	611-078 ^{Ac}	-
1980	From 8/79	610-295	610-295	611-078 ^{Ac}	-	-
1980	To 7/79	-	610-295	611-078 ^{Ac}	-	-
1979	-	-	610-295	611-072 ^s	-	-
B2300, B2500, B3000, B4000 PICKUP						
2005-03	2WD	610-345	610-464	611-094 ^{Dc}	611-199 ^W	-
2005-03	4WD	610-379	610-464	611-094 ^{Dc}	611-199 ^W	-
2002-98	2WD	610-345	610-368	611-094 ^{Dc}	611-199 ^W	-
2002-98	4WD	610-379	610-368	611-094 ^{Dc}	611-199 ^W	-
1997-95	2WD	610-345	610-368	611-171 ^W	-	-
1997-95	4WD	610-391	610-368	611-171 ^W	-	-
1994	2WD	610-345	610-368	611-094 ^{Dc}	-	-
1994	4WD	610-391	610-368	611-094 ^{Dc}	-	-
NAVAJO						
1994-91	2WD	610-345	610-368	611-094 ^{Dc}	-	-
1994-91	4WD	610-391	610-368	611-094 ^{Dc}	-	-
ROTARY PICKUP						
1977	-	-	610-295	611-078 ^{Ac}	-	-
1976	RH only	-	610-295	611-072 ^s	-	-
1975-74	RH only	-	610-295	611-078 ^{Ac}	-	-
TRIBUTE						
2005-01	-	610-470	-	611-207 ^W	611-216 ^F	-
MERCEDES-BENZ						
190 SERIES						
1985	Early	610-247	610-247	N/R	-	-
1984	-	610-247	610-247	N/R	-	-
1965-55	-	610-249	610-249	N/R	-	-
200, 220, 230 SERIES						
1973-60	-	610-249	610-249	N/R	-	-
240D						
1983-76	w/Aluminum Wheels	610-247	610-247	N/R	-	-
1983-76	w/Steel Wheels	610-249	610-249	N/R	-	-
1975-74	w/Steel Wheels	610-249	610-249	N/R	-	-
250 SERIES						
1972-66	-	610-249	610-249	N/R	-	-
280 SERIES						
1981-76	w/Aluminum Wheels	610-247	610-247	N/R	-	-
1981-76	w/Steel Wheels	610-249	610-249	N/R	-	-
1975-67	-	610-249	610-249	N/R	-	-

Dot 1 The Dot 1 package option allows you to sell in single piece quantity.
 See page 131 for details.

Wheel Stud and Nut Applications



Footnote Example – 611-138^{b,c} Dc= Style (D=Dometop Capped Nut) plus Finish (c=Chrome)

Make/Model/ Years	Application	Front Bolt	Rear Bolt	Standard Nut	Optional & Cap Nuts			Nut Covers
MERCEDES-BENZ (continued)								
300 SERIES								
1985-76	w/Aluminum Wheels	610-247	610-247	N/R	-	-	-	-
1985-76	w/Steel Wheels	610-249	610-249	N/R	-	-	-	-
1975-65	-	610-249	610-249	N/R	-	-	-	-
380 SERIES								
1985-81	-	610-247	610-247	N/R	-	-	-	-
450 SERIES								
1980-73	w/Aluminum Wheels	610-247	610-247	N/R	-	-	-	-
1980-73	w/Steel Wheels	610-249	610-249	N/R	-	-	-	-
500SEL								
1985-84	-	610-247	610-247	N/R	-	-	-	-
500SL								
1993-90	w/Steel Wheels	610-249	610-249	N/R	-	-	-	-
C220, C230, C280, C36, C43								
2000-94	w/Steel Wheels	610-249	610-249	N/R	-	-	-	-
S600								
2002	w/Steel Wheels	610-249	610-249	N/R	-	-	-	-
SL320, SL500								
1997-94	w/Steel Wheels	610-249	610-249	N/R	-	-	-	-
SL500, SL600								
2002-99	w/Steel Wheels	610-249	610-249	N/R	-	-	-	-
MERCURY								
BOBCAT								
1980-76	-	610-345	610-260	611-016 ^s	611-071 ^{Dc}	-	-	-
1975	-	610-345	610-163	611-016 ^s	611-071 ^{Dc}	-	-	-
BREEZEWAY, BROUGHAM								
1967-65	w/Front Disc Brakes	610-219	610-109	611-016 ^s	-	-	-	-
1967-65	w/Front Drum	610-085	610-109	611-016 ^s	-	-	-	-
CAPRI								
1994-91	-	610-294	610-295	611-077 ^{Ac}	-	-	-	-
1986-79	-	610-345	610-260	611-016 ^s	611-071 ^{Dc}	611-093 ^B	611-143 ^{Ds}	-
1977-76	-	610-271	610-270	611-014 ^s	611-062 ^s	611-120 ^{Ac}	-	-
1974-73	-	610-175	-	611-014 ^s	-	-	-	-
1972-71	-	610-175	610-166	611-014 ^s	-	-	-	-
1967	w/Front Disc Brakes	610-219	610-109	-	-	-	-	-
1967	w/Front Drum	610-085	610-109	-	-	-	-	-
COLONY PARK, COMMUTER, COUNTRY CRUISER								
1991-77	-	610-252	610-260	611-016 ^s	611-071 ^{Dc}	611-093 ^B	-	-
1976	w/Rear Disc Brakes, From 3/1/76	610-252	610-345	611-016 ^s	611-071 ^{Dc}	-	-	-
1976	w/Rear Disc Brakes, To 2/29/76	610-162	610-345	611-016 ^s	611-071 ^{Dc}	-	-	-
1976	w/Rear Drum Brakes, From 3/1/76	610-252	610-260	611-016 ^s	611-071 ^{Dc}	-	-	-
1976	w/Rear Drum Brakes, To 2/29/76	610-162	610-260	611-016 ^s	611-071 ^{Dc}	-	-	-
1975	w/Rear Disc Brakes	610-162	610-345	611-016 ^s	-	-	-	-
1975	w/Rear Drum Brakes	610-162	610-163	611-016 ^s	-	-	-	-
1974-73	-	610-162	610-163	611-016 ^s	-	-	-	-
1972-69	w/Front Disc Brakes	610-148	610-109	611-016 ^s	-	-	-	-
1972-69	w/Front Drum	610-085	610-109	611-016 ^s	-	-	-	-
1968-65	w/Front Disc Brakes	610-219	610-109	611-016 ^s	-	-	-	-
1968-65	w/Front Drum	610-085	610-109	611-016 ^s	-	-	-	-
1964-60	-	610-109	610-109	611-016 ^s	-	-	-	-
COMET, CALIENTE, CYCLONE								
1977-76	-	610-345	610-260	611-016 ^s	611-071 ^{Dc}	-	-	-
1975-74	w/Front Disc Brakes	610-345	610-163	611-016 ^s	611-071 ^{Dc}	-	-	-
1975-74	w/Front Drum	610-177	610-163	611-016 ^s	611-071 ^{Dc}	-	-	-
1973-70	w/Front Disc Brakes	610-149	610-109	611-016 ^s	-	-	-	-
1973-70	w/Front Drum	610-085	610-109	611-016 ^s	-	-	-	-
1969-68	w/Front Disc Brakes, Serration at Center	610-149	610-109	611-016 ^s	-	-	-	-
1969-68	w/Front Disc Brakes, Serration at Head	610-032	610-109	611-016 ^s	-	-	-	-
1969-68	w/Front Drum	610-085	610-109	611-016 ^s	-	-	-	-
1967	w/Front Disc Brakes	610-219	610-109	611-016 ^s	-	-	-	-
1967	w/Front Drum	610-085	610-109	611-016 ^s	-	-	-	-
1966-65	-	610-085	610-109	611-016 ^s	-	-	-	-
1964-60	-	610-109	610-109	611-016 ^s	-	-	-	-
COUGAR								
2002-99	-	610-340	610-340	611-077 ^{Ac}	611-205 ^{Dc}	611-225 ^F	-	-
1997-93	-	610-365	610-388	611-062 ^s	611-063 ^B	611-136 ^{Ds}	-	-
1992-91	-	610-365	610-343	611-062 ^s	611-063 ^B	-	-	-

10

Wheel Stud and Nut Applications

Wheel Stud and Nut Applications



FINISHES:
 b = Black
 c = Chrome
 g = Gray
 s = Stainless

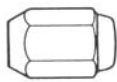
Footnote Example – 611-138^{bc} Dc= Style (D=Dometop Capped Nut) plus Finish (c=Chrome)

Make/Model/ Years	Application	Front Bolt	Rear Bolt	Standard Nut	Optional & Cap Nuts			Nut Covers
MERCURY (continued)								
COUGAR (continued)								
1990-89	-	610-342	610-343	611-062 ^s	611-063 ^b	-	-	-
1988-87	-	610-252	610-260	611-016 ^s	611-071 ^{dc}	611-093 ^b	611-143 ^{ds}	-
1986-80	-	610-345	610-260	611-016 ^s	611-071 ^{dc}	611-093 ^b	611-143 ^{ds}	-
1979-77	-	610-252	610-260	611-016 ^s	611-071 ^{dc}	611-143 ^{ds}	-	-
1976	From 3/1/76	610-252	610-260	611-016 ^s	611-071 ^{dc}	-	-	-
1976	To 2/29/76	610-345	610-260	611-016 ^s	611-071 ^{dc}	-	-	-
1975	-	610-345	610-163	611-016 ^s	611-071 ^{dc}	-	-	-
1974	w/4-1/2" Dia Bolt Circle	610-345	610-109	611-016 ^s	611-071 ^{dc}	-	-	-
1974	w/5" Dia Bolt Circle	610-345	610-163	611-016 ^s	611-071 ^{dc}	-	-	-
1973	w/4-1/2" Dia Bolt Circle	610-148	610-109	611-016 ^s	611-071 ^{dc}	-	-	-
1973	w/5" Dia Bolt Circle	610-148	610-163	611-016 ^s	611-071 ^{dc}	-	-	-
1972	w/Front Disc Brakes	610-148	610-109	611-016 ^s	-	-	-	-
1972	w/Front Drum	610-085	610-109	611-016 ^s	-	-	-	-
1971-70	w/Front Disc Brakes	610-149	610-109	611-016 ^s	-	-	-	-
1971-70	w/Front Drum	610-085	610-109	611-016 ^s	-	-	-	-
1969-68	w/Front Disc Brakes, Serration at Center	610-149	610-109	611-016 ^s	-	-	-	-
1969-68	w/Front Disc Brakes, Serration at Head	610-032	610-109	611-016 ^s	-	-	-	-
1969-68	w/Front Drum	610-085	610-109	611-016 ^s	-	-	-	-
1967	w/Front Disc Brakes	610-219	610-109	611-016 ^s	-	-	-	-
1967	w/Front Drum	610-085	610-109	611-016 ^s	-	-	-	-
FULL SIZE MODELS (BEFORE 1960)								
1959-49	-	610-109	610-109	611-016 ^s	-	-	-	-
1948-46	-	-	-	611-016 ^s	-	-	-	-
GRAND MARQUIS								
2006-02	-	610-426	610-481	611-016 ^s	611-071 ^{dc}	611-093 ^b	611-197 ^w	611-222 ^s
2001	w/Sport Pkg	610-426	610-481	611-016 ^s	611-071 ^{dc}	611-093 ^b	611-197 ^w	-
2001	wo/Sport Pkg	610-426	610-368	611-016 ^s	611-071 ^{dc}	611-093 ^b	611-197 ^w	-
2000-98	-	610-426	610-368	611-016 ^s	611-071 ^{dc}	611-093 ^b	611-197 ^w	-
1997-92	-	610-366	610-368	611-016 ^s	611-071 ^{dc}	611-093 ^b	-	-
1991-78	-	610-252	610-260	611-016 ^s	611-071 ^{dc}	611-093 ^b	-	-
1977	w/Rear Disc Brakes	610-252	610-345	611-016 ^s	611-071 ^{dc}	-	-	-
1977	w/Rear Drum Brakes	610-252	610-260	611-016 ^s	611-071 ^{dc}	-	-	-
1976	w/Rear Disc Brakes, From 3/1/76	610-252	610-345	611-016 ^s	611-071 ^{dc}	-	-	-
1976	w/Rear Disc Brakes, To 2/29/76	610-162	610-345	611-016 ^s	611-071 ^{dc}	-	-	-
1976	w/Rear Drum Brakes, From 3/1/76	610-252	610-260	611-016 ^s	611-071 ^{dc}	-	-	-
1976	w/Rear Drum Brakes, To 2/29/76	610-162	610-260	611-016 ^s	611-071 ^{dc}	-	-	-
1975	-	610-162	610-163	611-016 ^s	-	-	-	-
LYNX, LN7								
1987-86	-	610-365	610-302	611-062 ^s	611-063 ^b	611-136 ^{ds}	-	611-603 ^{cb}
1987-86	-	610-365	610-302	611-062 ^s	611-063 ^b	611-136 ^{ds}	-	611-604 ^{cb}
1985-84	-	610-365	610-302	611-063 ^b	611-136 ^{ds}	-	-	611-603 ^{cb}
1985-84	-	610-365	610-302	611-063 ^b	611-136 ^{ds}	-	-	611-604 ^{cb}
1983	From 2/1/83	610-365	610-302	611-063 ^b	611-136 ^{ds}	-	-	611-603 ^{cb}
1983	To 1/31/83	610-345	610-235	611-071 ^{dc}	611-093 ^b	611-124 ^{ds}	-	611-601 ^{cb}
1982-81	-	610-345	610-235	611-071 ^{dc}	611-093 ^b	611-124 ^{ds}	-	611-601 ^{cb}
MARAUDER								
2004-03	-	610-426	610-481	611-016 ^s	611-071 ^{dc}	611-093 ^b	611-197 ^w	611-222 ^s
MARINER								
2006-05	-	610-443	610-443	611-136 ^{ds}	611-207 ^w	-	-	-
MARQUIS, MARAUDER, MONTCLAIR, MONTEREY, PARK LANE, S-55								
1986-83	-	610-345	610-260	611-016 ^s	611-093 ^b	611-143 ^{ds}	-	-
1982-78	-	610-252	610-260	611-016 ^s	611-071 ^{dc}	611-093 ^b	-	-
1977	w/Rear Disc Brakes	610-252	610-345	611-016 ^s	611-071 ^{dc}	-	-	-
1977	w/Rear Drum Brakes	610-252	610-260	611-016 ^s	611-071 ^{dc}	-	-	-
1976	w/Rear Disc Brakes, From 3/1/76	610-252	610-345	611-016 ^s	611-071 ^{dc}	-	-	-
1976	w/Rear Disc Brakes, To 2/29/76	610-162	610-345	611-016 ^s	611-071 ^{dc}	-	-	-
1976	w/Rear Drum Brakes, From 3/1/76	610-252	610-260	611-016 ^s	611-071 ^{dc}	-	-	-
1976	w/Rear Drum Brakes, To 2/29/76	610-162	610-260	611-016 ^s	611-071 ^{dc}	-	-	-
1975	w/Rear Disc Brakes	610-162	610-345	611-016 ^s	-	-	-	-
1975	w/Rear Drum Brakes	610-162	610-163	611-016 ^s	-	-	-	-
1974-73	-	610-162	610-163	611-016 ^s	-	-	-	-
1972-69	w/Front Disc Brakes	610-148	610-109	611-016 ^s	-	-	-	-
1972-69	w/Front Drum	610-085	610-109	611-016 ^s	-	-	-	-
1968-65	w/Front Disc Brakes	610-219	610-109	611-016 ^s	-	-	-	-
1968-65	w/Front Drum	610-085	610-109	611-016 ^s	-	-	-	-
1964-60	-	610-109	610-109	611-016 ^s	-	-	-	-

Dot 1 The Dot 1 package option allows you to sell in single piece quantity. See page 131 for details.

Wheel Stud and Nut Applications

STYLES:



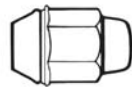
A = Acorn



B = Bulge



C = Cover



D = Dometop Capped Nut



E = External Thread



F = Flattop Capped Nut

FINISHES:

b = Black
c = Chrome
g = Gray
s = Stainless

Footnote Example – 611-138^{b,c} Dc= Style (D=Dometop Capped Nut) plus Finish (c=Chrome)

Make/Model/ Years	Application	Front Bolt	Rear Bolt	Standard Nut	Optional & Cap Nuts	Nut Covers
MERCURY (continued)						
METEOR						
1963-61	-	610-109	610-109	611-016 ^s	-	-
MONARCH						
1980-78	-	610-345	610-260	611-016 ^s	611-071 ^{Dc} 611-093 ^B	-
1977-76	w/Rear Disc Brakes	610-345	610-345	611-016 ^s	611-071 ^{Dc}	-
1977-76	w/Rear Drum Brakes	610-345	610-260	611-016 ^s	611-071 ^{Dc}	-
1975	w/Rear Disc Brakes	610-345	610-345	611-016 ^s	611-071 ^{Dc}	-
1975	w/Rear Drum Brakes	610-345	610-163	611-016 ^s	611-071 ^{Dc}	-
MONTEGO						
1976	From 3/1/76	610-252	610-260	611-016 ^s	611-071 ^{Dc}	-
1976	To 2/29/76	610-345	610-260	611-016 ^s	611-071 ^{Dc}	-
1975-74	w/4-1/2" Dia Bolt Circle	610-345	610-109	611-016 ^s	611-071 ^{Dc}	-
1975-74	w/5" Dia Bolt Circle	610-345	610-163	611-016 ^s	611-071 ^{Dc}	-
1973	w/4-1/2" Dia Bolt Circle	610-162	610-109	611-016 ^s	611-071 ^{Dc}	-
1973	w/5" Dia Bolt Circle	610-162	610-163	611-016 ^s	611-071 ^{Dc}	-
1972	-	610-148	610-109	611-016 ^s	-	-
1971-70	w/Front Disc Brakes	610-149	610-109	611-016 ^s	-	-
1971-70	w/Front Drum	610-085	610-109	611-016 ^s	-	-
1969-68	w/Front Disc Brakes, Serration at Center	610-149	610-109	611-016 ^s	-	-
1969-68	w/Front Disc Brakes, Serration at Head	610-032	610-109	611-016 ^s	-	-
1969-68	w/Front Drum	610-085	610-109	611-016 ^s	-	-
MOUNTAINEER						
2005-03	-	610-480	610-444	611-199 ^w	611-094 ^{Ds}	-
2002	-	610-479	610-444	611-199 ^w	611-094 ^{Ds}	-
2001-98	2WD	610-345	610-368	611-163 ^B	611-171 ^w 611-199 ^w	-
2001-98	4WD	610-379	610-368	611-163 ^B	611-171 ^w 611-199 ^w	-
1997-95	2WD	610-345	610-368	611-163 ^B	611-171 ^w	-
1997-95	4WD	610-379	610-368	611-163 ^B	611-171 ^w	-
MYSTIQUE						
2000-98	-	610-340	610-340	611-063 ^B	611-136 ^{Ds}	-
1997-95	-	610-340	610-340	611-062 ^s	611-063 ^B	-
SABLE						
2006-01	w/Rear Disc Brakes (Atlanta Built)	610-427	610-376	611-063 ^B	611-136 ^{Ds} 611-224 ^s	-
2006-01	w/Rear Disc Brakes (Chicago Built)	610-416	610-376	611-063 ^B	611-136 ^{Ds} 611-224 ^s	-
2006-01	w/Rear Drum Brakes (Atlanta Built)	610-427	610-482	611-063 ^B	611-136 ^{Ds} 611-224 ^s	-
2006-01	w/Rear Drum Brakes (Chicago Built)	610-416	610-482	611-063 ^B	611-136 ^{Ds} 611-224 ^s	-
2000	w/Rear Disc Brakes (Atlanta Built)	610-427	610-376	611-063 ^B	611-136 ^{Ds} 611-224 ^s	-
2000	w/Rear Disc Brakes (Chicago Built)	610-416	610-376	611-063 ^B	611-136 ^{Ds} 611-224 ^s	-
2000	w/Rear Drum Brakes (Atlanta Built)	610-427	610-344	611-063 ^B	611-136 ^{Ds} 611-224 ^s	-
2000	w/Rear Drum Brakes (Chicago Built)	610-416	610-344	611-063 ^B	611-136 ^{Ds} 611-224 ^s	-
1999	w/Rear Disc Brakes	610-416	610-376	611-063 ^B	611-136 ^{Ds}	-
1999	w/Rear Drum Brakes	610-416	610-344	611-063 ^B	611-136 ^{Ds}	-
1998-96	w/Rear Disc Brakes	610-416	610-376	611-062 ^s	611-063 ^B 611-136 ^{Ds}	-
1998-96	w/Rear Drum Brakes	610-416	610-344	611-062 ^s	611-063 ^B 611-136 ^{Ds}	-
1995-93	w/Rear Disc Brakes	610-365	610-376	611-062 ^s	611-063 ^B 611-136 ^{Ds}	-
1995-93	w/Rear Drum Brakes	610-365	610-344	611-062 ^s	611-063 ^B 611-136 ^{Ds}	-
1992-90	-	610-306	610-344	611-062 ^s	611-063 ^B 611-136 ^{Ds}	-
1989-86	-	610-365	610-302	611-062 ^s	611-063 ^B 611-136 ^{Ds}	-
TOPAZ						
1994-90	-	610-306	610-302	611-062 ^s	611-136 ^{Ds}	-
1989-84	-	610-365	610-302	611-062 ^s	611-136 ^{Ds}	-
TRACER						
1999-91	-	610-340	610-340	611-077 ^{Ac}	611-072 ^s 611-100 ^{Mc} 611-194 ^w 611-195 ^w	-
1999-91	Additional Wheel Nuts	-	-	611-205 ^{Db}	-	-
1989-87	-	610-294	610-295	611-077 ^{Ac}	611-142 ^{Ab} 611-072 ^s	-
VILLAGER, VOYAGER						
2002-93	-	610-404	610-404	611-065 ^s	-	-
1967	w/Front Disc Brakes	610-219	610-109	611-016 ^s	-	-
1967	w/Front Drum	610-085	610-109	611-016 ^s	-	-
1966-65	-	610-085	610-109	611-016 ^s	-	-
1964-62	-	610-109	610-109	611-016 ^s	-	-
ZEPHYR						
1983-78	-	610-345	610-260	611-016 ^s	611-071 ^{Dc} 611-093 ^B 611-143 ^{Ds}	-
MERKUR						
SCORPIO, XR4Ti						
1989-85	-	610-270	610-270	-	-	-

10

Wheel Stud and Nut Applications

Wheel Stud and Nut Applications



FINISHES:
 b = Black
 c = Chrome
 g = Gray
 s = Stainless

Footnote Example – 611-138^{bc} Dc= Style (D=Dometop Capped Nut) plus Finish (c=Chrome)

Make/Model/ Years	Application	Front Bolt	Rear Bolt	Standard Nut	Optional & Cap Nuts			Nut Covers
MITSUBISHI								
300GT								
1999-91	-	610-414	610-275	611-117 ^{Mc}	-	-	-	-
CORDIA								
1988-86	-	610-275	610-275	611-066 ^S	611-141 ^{Ac}	-	-	-
1985	From 1/1/85	610-275	610-275	611-141 ^{Ac}	-	-	-	-
1985	To 12/31/84	610-276	610-275	611-141 ^{Ac}	-	-	-	-
1984	-	610-276	610-275	611-141 ^{Ac}	-	-	-	-
1983	-	610-276	610-276	611-141 ^{Ac}	-	-	-	-
DIAMANTE								
2004-97	-	610-414	610-414	611-066 ^S	611-117 ^{Mc}	611-133 ^{Ac}	-	-
1996-92	-	610-414	610-275	611-117 ^{Mc}	611-141 ^{Ac}	-	-	-
ECLIPSE, ECLIPSE SPYDER								
2005-95	-	610-414	610-414	611-066 ^S	611-117 ^{Mc}	611-220 ^H	-	-
1994-90	-	610-414	610-275	611-066 ^S	611-117 ^{Mc}	611-142 ^{Ab}	-	-
ENDEAVOR								
2005-04	-	-	610-414	-	-	-	-	-
EXPO, EXPO LRV								
1995-94	-	610-414	610-275	611-117 ^{Mc}	611-141 ^{Ac}	-	-	-
1993-92	2WD	610-414	610-275	611-117 ^{Mc}	611-141 ^{Ac}	-	-	-
1993-92	4WD	610-414	610-414	611-117 ^{Mc}	611-141 ^{Ac}	-	-	-
GALANT								
2005-99	-	610-414	610-414	611-066 ^S	611-117 ^{Mc}	611-220 ^H	-	-
1998-94	-	610-414	610-414	611-117 ^{Mc}	611-141 ^{Ac}	611-203 ^{Dc}	-	-
1993-85	-	610-414	610-275	611-066 ^S	611-117 ^{Mc}	611-141 ^{Ac}	-	-
LANCER								
2005-02	-	610-414	610-414	611-141 ^{Ac}	-	-	-	-
MIRAGE								
2002-93	-	610-414	610-414	611-066 ^S	611-141 ^{Ac}	-	-	-
1992-90	-	610-275	610-275	611-066 ^S	611-141 ^{Ac}	-	-	-
1989	w/Rear Disc Brakes	610-275	610-414	611-066 ^S	611-141 ^{Ac}	-	-	-
1989	w/Rear Drum Brakes	610-275	610-275	611-066 ^S	611-141 ^{Ac}	-	-	-
1988-86	-	610-275	610-275	611-066 ^S	611-141 ^{Ac}	-	-	-
1985	From 1/1/85	610-275	610-275	611-066 ^S	611-141 ^{Ac}	-	-	-
1985	To 12/31/84	610-276	610-276	611-066 ^S	611-141 ^{Ac}	-	-	-
PRECIS								
1993-87	-	610-276	610-276	611-141 ^{Ac}	611-142 ^{Ab}	-	-	-
SIGMA								
1990-88	-	610-414	610-414	611-141 ^{Ac}	-	-	-	-
STARION								
1989-88	-	610-415	610-275	611-066 ^S	611-078 ^{Ac}	611-134 ^{Ab}	611-142 ^{Ab}	-
1987-85	ESI	610-415	610-275	611-066 ^S	611-134 ^{Ab}	-	-	-
1987-85	Exc. ESI	610-275	610-275	611-066 ^S	611-078 ^{Ac}	611-134 ^{Ab}	611-142 ^{Ab}	-
1984-83	-	610-275	610-275	611-066 ^S	611-078 ^{Ac}	611-134 ^{Ab}	611-142 ^{Ab}	-
TREDIA								
1988-86	-	610-275	610-275	611-066 ^S	611-141 ^{Ac}	-	-	-
1985	From 1/1/85	610-275	610-275	611-066 ^S	611-141 ^{Ac}	-	-	-
1985	To 12/31/84	610-276	610-275	611-066 ^S	611-141 ^{Ac}	-	-	-
1984	-	610-276	610-275	611-141 ^{Ac}	-	-	-	-
1983	-	610-276	610-276	611-141 ^{Ac}	-	-	-	-
VAN								
1990-87	-	610-262	610-275	611-066 ^S	611-141 ^{Ac}	-	-	-
MITSUBISHI TRUCK								
MIGHTY MAX PICKUP								
1996-87	2WD	610-262	610-312	611-078 ^{Ac}	611-141 ^{Ac}	-	-	-
1996-87	4WD	610-262	610-312	611-066 ^S	-	-	-	-
1986-83	Front, 2WD, From 3/1/86	610-262	-	611-066 ^S	611-141 ^{Ac}	-	-	-
1986-83	Front, 2WD, To 2/28/86	610-276	-	611-066 ^S	611-141 ^{Ac}	-	-	-
1986-83	Front, 4WD, From 1/1/83	610-262	-	611-066 ^S	611-141 ^{Ac}	-	-	-
1986-83	Front, 4WD, To 12/31/82	610-276	-	611-066 ^S	611-141 ^{Ac}	-	-	-
1986-83	Rear, 12.5mm Shoulder Length	-	610-312	611-066 ^S	611-141 ^{Ac}	-	-	-
1986-83	Rear, 6.5mm Shoulder Length	-	610-275	611-066 ^S	611-141 ^{Ac}	-	-	-
MONTERO								
2004-01	-	610-452	610-452	611-220 ^H	-	-	-	-
2000	-	610-262	610-312	611-117 ^{Mc}	611-141 ^{Ac}	-	-	-
1999-95	-	610-275	610-312	611-117 ^{Mc}	611-141 ^{Ac}	-	-	-
1994-92	-	610-275	610-407	611-078 ^{Ac}	611-117 ^{Mc}	611-141 ^{Ac}	-	-
1991-87	-	610-262	610-312	611-078 ^{Ac}	-	-	-	-

Dot 1 The Dot 1 package option allows you to sell in single piece quantity. See page 131 for details.

10

Wheel Stud and Nut Applications

Wheel Stud and Nut Applications

STYLES:

A = Acorn B = Bulge C = Cover D = Dometop Capped Nut E = External Thread F = Flattop Capped Nut

FINISHES:
b = Black
c = Chrome
g = Gray
s = Stainless

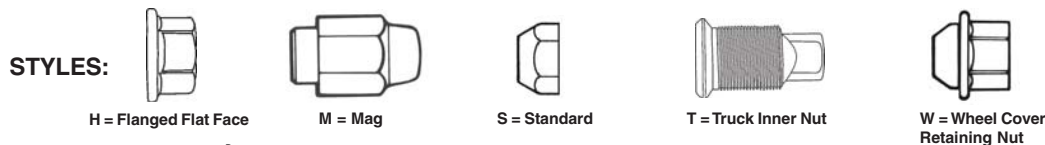
Footnote Example – 611-138^{b,c} Dc= Style (D=Dometop Capped Nut) plus Finish (c=Chrome)

Make/Model/ Years	Application	Front Bolt	Rear Bolt	Standard Nut	Optional & Cap Nuts			Nut Covers
MINI TRUCK (continued)								
MONTERO (continued)								
1986-83	-	610-262	610-275	611-078 ^{Ac}	-	-	-	-
MONTERO SPORT								
2004-01	-	610-262	610-312	611-141 ^{Ac}	611-220 ^H	-	-	-
2000	-	610-262	610-312	611-117 ^{Mc}	611-141 ^{Ac}	-	-	-
1999-97	-	610-275	610-312	611-117 ^{Mc}	611-141 ^{Ac}	-	-	-
OUTLANDER								
2005-03	-	610-414	610-414	611-141 ^{Ac}	611-220 ^H	-	-	-
NASH								
ALL MODELS								
1958-48	LH	-	-	611-026 ^S	-	-	-	-
1958-48	RH	610-036	610-036	611-027 ^S	-	-	-	-
NISSAN								
110, 1200								
1973-71	-	610-240	610-242	611-064 ^S	-	-	-	-
200SX								
1998-95	-	610-378	610-378	611-065 ^S	611-114 ^{Ac}	-	-	-
1988-87	-	610-396	610-320	611-065 ^S	611-113 ^{Sc}	611-114 ^{Ac}	611-119 ^{Mc}	-
1986-84	-	610-240	610-320	611-065 ^S	611-114 ^{Ac}	611-119 ^{Mc}	-	-
1983-77	-	610-320	610-320	611-065 ^S	-	-	-	-
210								
1982-79	-	610-240	610-242	611-065 ^S	611-114 ^{Ac}	-	-	-
240SX								
1998-95	-	610-378	610-320	611-065 ^S	611-114 ^{Ac}	-	-	-
1994-89	-	610-320	610-320	611-065 ^S	611-113 ^{Sc}	611-114 ^{Ac}	-	-
240Z, 260Z, 280Z, 280ZX, 300ZX								
1996-90	-	610-378	610-320	611-114 ^{Ac}	-	-	-	-
1989-87	w/Turbo	610-320	610-320	611-113 ^{Sc}	-	-	-	-
1989-87	wo/Turbo	610-396	610-320	611-113 ^{Sc}	-	-	-	-
1986-78	-	610-240	610-320	611-065 ^S	611-114 ^{Ac}	-	-	-
1977-70	-	610-240	610-320	611-065 ^S	-	-	-	-
310								
1982-79	-	610-396	610-320	611-114 ^{Ac}	611-166 ^{Db}	-	-	-
350Z								
2005-03	w/17" Wheels	610-378	610-378	611-114 ^{Ac}	-	-	-	-
2005-03	w/18" Wheels	610-378	610-378	-	-	-	-	-
510								
1981-78	-	610-320	610-320	611-065 ^S	611-114 ^{Ac}	-	-	-
1973-68	w/Front Disc Brakes	610-240	610-320	611-065 ^S	-	-	-	-
1973-68	w/Front Drum	-	610-320	611-065 ^S	-	-	-	-
610, 710, 810								
1981-74	-	610-320	610-320	611-065 ^S	-	-	-	-
1973	-	610-240	610-320	611-065 ^S	-	-	-	-
ALTIMA								
2005-02	w/Aluminum Wheels	610-378	610-378	611-114 ^{Ac}	-	-	-	-
2005-02	w/Steel Wheels	610-378	610-378	-	-	-	-	-
2001	GLE, GXE, SE Series	610-378	610-453	611-065 ^S	611-114 ^{Ac}	-	-	-
2001	XE Series	610-378	610-378	611-065 ^S	611-114 ^{Ac}	-	-	-
2000-97	-	610-378	610-378	611-065 ^S	611-114 ^{Ac}	-	-	-
1996-94	-	610-378	610-320	611-065 ^S	-	-	-	-
1993	-	610-378	610-320	611-065 ^S	611-113 ^{Sc}	-	-	-
AXXESS								
1990	-	610-320	610-320	611-065 ^S	-	-	-	-
B210								
1978-76	-	610-320	610-242	611-065 ^S	-	-	-	-
1975-74	-	610-240	610-242	611-065 ^S	-	-	-	-
F10								
1978-76	-	610-241	610-241	611-065 ^S	-	-	-	-
MAXIMA								
2005-95	-	610-378	610-378	611-065 ^S	611-114 ^{Ac}	-	-	-
1994-92	-	610-378	610-320	611-065 ^S	611-113 ^{Sc}	611-114 ^{Ac}	-	-
1991-89	-	610-320	610-320	611-113 ^{Sc}	611-114 ^{Ac}	-	-	-
1988-85	-	610-320	610-396	611-065 ^S	611-113 ^{Sc}	611-114 ^{Ac}	-	-
1984-82	-	610-240	610-320	611-114 ^{Ac}	-	-	-	-
MURANO								
2005-03	-	610-378	610-378	611-065 ^S	611-114 ^{Ac}	-	-	-

10

Wheel Stud and Nut Applications

Wheel Stud and Nut Applications



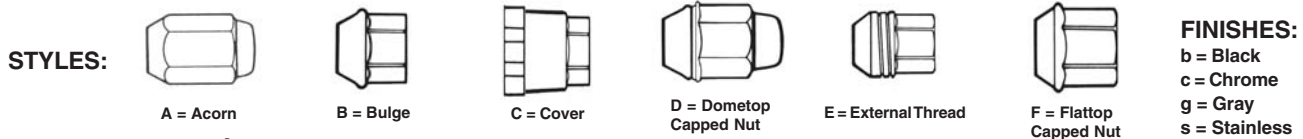
FINISHES:
 b = Black
 c = Chrome
 g = Gray
 s = Stainless

Footnote Example – 611-138^{Sc} Dc= Style (D=Dometop Capped Nut) plus Finish (c=Chrome)

Make/Model/ Years	Application	Front Bolt	Rear Bolt	Standard Nut	Optional & Cap Nuts	Nut Covers
NISSAN (continued)						
NX 1600, NX 2000						
1993-91	-	610-378	610-378	611-065 ^S	611-113 ^{Sc} 611-114 ^{Ac}	-
PULSAR, PULSAR NX						
1990-87	-	610-320	610-396	611-065 ^S	611-113 ^{Sc}	-
1986-83	-	610-240	610-396	611-065 ^S	611-114 ^{Ac}	-
QUEST						
2005-03	-	610-378	610-378	611-065 ^S	-	-
2002-99	-	-	-	611-065 ^S	-	-
1998-94	-	610-404	610-403	611-065 ^S	-	-
1993	-	610-404	610-403	611-065 ^S	611-113 ^{Sc}	-
SENTRA						
2005-01	-	610-378	610-378	611-065 ^S	611-114 ^{Ac} 611-210 ^{Dc}	-
2000-94	-	610-378	610-378	611-065 ^S	611-114 ^{Ac}	-
1993-91	-	610-378	610-378	611-065 ^S	611-113 ^{Sc} 611-114 ^{Ac}	-
1990-86	2WD	610-320	610-396	611-065 ^S	611-114 ^{Ac} 611-166 ^{Db}	-
1990-86	4WD	610-320	610-320	611-065 ^S	611-114 ^{Ac} 611-166 ^{Db}	-
1985-84	-	610-240	610-396	611-065 ^S	611-114 ^{Ac}	-
1983-82	-	610-240	610-396	611-065 ^S	611-166 ^{Db}	-
STANZA						
1992-91	-	610-378	610-320	611-113 ^{Sc}	-	-
1990	-	610-320	610-320	611-113 ^{Sc}	-	-
1989-87	-	610-320	610-396	611-065 ^S	611-114 ^{Ac}	-
1986	Exc. Wagon	610-240	610-396	611-065 ^S	-	-
1986	Wagon	610-320	610-396	611-065 ^S	611-114 ^{Ac}	-
1985-82	-	610-240	610-396	611-065 ^S	611-114 ^{Ac}	-
VAN						
1990-87	From 1/88	610-403	610-320	611-065 ^S	611-114 ^{Ac}	-
1990-87	To 1/88	610-320	610-320	611-065 ^S	611-114 ^{Ac}	-
NISSAN TRUCK						
ARMADA						
2005-04	-	610-404	610-378	611-114 ^{Ac}	-	-
FRONTIER						
2005-99	-	610-320	610-320	611-114 ^{Ac}	611-166 ^{Db}	-
1998	-	610-240	610-320	611-114 ^{Ac}	-	-
PATHFINDER						
2005-98	-	610-240	610-320	611-065 ^S	611-114 ^{Ac}	-
1997-87	-	610-240	610-320	611-114 ^{Ac}	611-166 ^{Db}	-
PICKUP						
1997-90	-	610-240	610-320	611-114 ^{Ac}	611-166 ^{Db}	-
1989-86	D21 Pickup, DRW, Front	610-240	-	611-114 ^{Ac}	-	-
1989-86	D21 Pickup, DRW, Rear	-	610-335	-	-	-
1989-86	D21 Pickup, SRW	610-240	610-320	611-114 ^{Ac}	611-119 ^{Mc} 611-166 ^{Db}	-
1986-80	720 Pickup	610-240	610-320	611-065 ^S	611-114 ^{Ac}	-
1979-78	-	610-240	610-320	611-065 ^S	-	-
1977	Front Disc Brakes	610-240	610-320	611-065 ^S	-	-
1977	Front Drum	610-320	610-320	611-065 ^S	-	-
1976-74	-	610-320	610-320	611-065 ^S	-	-
1973-72	-	610-320	610-320	611-064 ^S	611-065 ^S	-
1967-65	-	-	-	611-014 ^S	-	-
TITAN						
2005-04	-	610-404	-	611-114 ^{Ac}	-	-
XTERRA						
2005-00	-	610-240	610-320	611-114 ^{Ac}	-	-
OLDSMOBILE						
442						
1971-70	w/Front Disc Brakes	610-105	610-186	611-014 ^S	611-070 ^{Dc}	-
1971-70	w/Front Drum, 1-Piece Hub and Drum	610-096	610-186	611-014 ^S	611-070 ^{Dc}	-
1971-70	w/Front Drum, 2-Piece Hub and Drum	610-186	610-186	611-014 ^S	611-070 ^{Dc}	-
1969-67	w/Front Disc Brakes	610-025	610-186	611-014 ^S	611-070 ^{Dc}	-
1969-67	w/Front Drum, 1-Piece Hub and Drum	610-096	610-186	611-014 ^S	611-070 ^{Dc}	-
1969-67	w/Front Drum, 2-Piece Hub and Drum	610-186	610-186	611-014 ^S	611-070 ^{Dc}	-
1966-65	-	610-096	610-186	611-014 ^S	-	-
98						
1996-92	-	610-254	610-254	611-063 ^B	611-084 ^{Dc} 611-085 ^W	-
1991-85	-	610-254	610-254	611-062 ^S	611-063 ^B 611-084 ^{Dc} 611-085 ^W	-
1984-77	-	610-159	610-138	611-016 ^S	611-073 ^{Fs} 611-088 ^W	-
1976-71	-	610-159	610-138	611-016 ^S	-	-

Dot 1 The Dot 1 package option allows you to sell in single piece quantity. See page 131 for details.

Wheel Stud and Nut Applications



Footnote Example – 611-138^{b,c} Dc= Style (D=Dometop Capped Nut) plus Finish (c=Chrome)

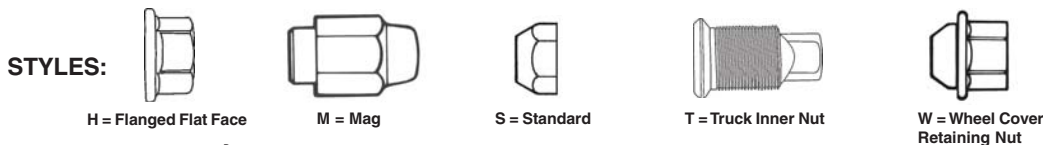
Make/Model/ Years	Application	Front Bolt	Rear Bolt	Standard Nut	Optional & Cap Nuts				Nut Covers
OLDSMOBILE (continued)									
98 (continued)									
1970-69	w/Front Disc Brakes	610-219	610-138	611-016 ^s	-	-	-	-	-
1970-69	w/Front Drum, w/Finned Drum	610-039	610-138	611-016 ^s	-	-	-	-	-
1970-69	w/Front Drum, wo/Finned Drum	610-095	610-138	611-016 ^s	-	-	-	-	-
1968-67	w/Finned Drum	610-039	610-138	611-016 ^s	-	-	-	-	-
1968-67	wo/Finned Drum	610-095	610-138	611-016 ^s	-	-	-	-	-
1966-64	-	610-095	610-138	611-016 ^s	-	-	-	-	-
1963-61	LH	610-033	610-035	611-031 ^s	-	-	-	-	-
1963-61	RH	610-032	610-191	611-016 ^s	-	-	-	-	-
ACHIEVA									
1998-97	-	610-254	610-254	611-063 ^b	611-084 ^{Dc}	611-151 ^E	-	-	611-606 ^{Cy}
1996-95	-	-	-	-	-	-	-	-	611-608 ^{Cc}
1996-95	-	610-254	610-254	611-063 ^b	611-151 ^E	-	-	-	611-605 ^{Cb}
1994	-	610-254	610-254	611-063 ^b	611-084 ^{Dc}	611-151 ^E	-	-	611-608 ^{Cc}
1993-92	-	610-254	610-254	611-062 ^s	611-063 ^b	611-084 ^{Dc}	-	-	-
ALERO									
2004-99	-	610-254	610-254	611-063 ^b	611-150 ^E	-	-	-	-
AURORA									
2003-95	-	610-254	610-254	611-063 ^b	611-150 ^E	-	-	-	-
BRAVADA									
2004-02	-	610-486	610-486	611-063 ^b	-	-	-	-	-
2001-96	-	610-254	610-254	611-109 ^F	-	-	-	-	611-615 ^{Cb}
1994-91	-	610-254	610-254	611-062 ^s	611-109 ^E	-	-	-	611-605 ^{Cb}
CALAIS, CUTLASS CALAIS									
1991-89	-	610-254	610-254	611-062 ^s	611-063 ^b	611-084 ^{Dc}	611-085 ^W	611-139 ^{Dc}	-
1988-82	-	610-254	610-254	611-062 ^s	611-084 ^{Dc}	611-085 ^W	611-087 ^{Dc}	611-139 ^{Dc}	-
1981-78	-	610-025	610-186	611-014 ^s	611-070 ^{Dc}	611-086 ^W	-	-	-
CIERA, CUTLASS CIERA									
1996-92	-	610-254	610-254	611-062 ^s	611-084 ^{Dc}	611-085 ^W	611-150 ^E	-	-
1991	-	610-254	610-254	611-062 ^s	611-085 ^W	611-109 ^E	-	-	611-609 ^{Cb}
1990-89	-	610-254	610-254	611-062 ^s	611-085 ^W	611-089 ^{Fs}	611-090 ^{Fb}	611-109 ^E	611-610 ^{Cy}
1988-87	-	610-254	610-254	611-062 ^s	611-085 ^W	611-087 ^{Dc}	611-090 ^{Fb}	-	-
1986-82	-	610-254	610-254	611-062 ^s	611-084 ^{Dc}	611-085 ^W	611-087 ^{Dc}	611-090 ^{Fb}	-
CUSTOM CRUISER									
1992-91	-	610-254	610-254	611-062 ^s	611-063 ^b	-	-	-	-
1990	-	610-159	610-138	611-016 ^s	611-088 ^W	611-093 ^b	-	-	-
1989-81	-	610-159	610-138	611-016 ^s	611-088 ^W	-	-	-	-
1980-77	-	610-159	610-138	611-016 ^s	611-073 ^{Fs}	611-088 ^W	-	-	-
1976-71	-	610-159	610-138	611-016 ^s	-	-	-	-	-
CUTLASS									
1999-97	-	610-254	610-254	611-063 ^b	611-150 ^E	-	-	-	-
1987-85	-	610-254	610-254	611-062 ^s	611-084 ^{Dc}	611-085 ^W	611-090 ^{Fb}	611-139 ^{Dc}	-
1981-73	-	610-025	610-186	611-014 ^s	611-070 ^{Dc}	611-086 ^W	-	-	-
1972-70	w/Front Disc Brakes	610-105	610-186	611-014 ^s	611-070 ^{Dc}	-	-	-	-
1972-70	w/Front Drum, 1-Piece Hub and Drum	610-096	610-186	611-014 ^s	611-070 ^{Dc}	-	-	-	-
1972-70	w/Front Drum, 2-Piece Hub and Drum	610-186	610-186	611-014 ^s	611-070 ^{Dc}	-	-	-	-
1969-67	w/Front Disc Brakes	610-025	610-186	611-014 ^s	611-070 ^{Dc}	-	-	-	-
1969-67	w/Front Drum, 1-Piece Hub and Drum	610-096	610-186	611-014 ^s	611-070 ^{Dc}	-	-	-	-
1969-67	w/Front Drum, 2-Piece Hub and Drum	610-186	610-186	611-014 ^s	611-070 ^{Dc}	-	-	-	-
1966-64	-	610-096	610-186	611-014 ^s	-	-	-	-	-
1963-62	LH	610-084	610-082	611-015 ^s	-	-	-	-	-
1963-62	RH	610-025	610-025	611-014 ^s	-	-	-	-	-
CUTLASS CRUISER									
1983-82	-	610-254	610-254	611-062 ^s	611-084 ^{Dc}	611-085 ^W	611-139 ^{Dc}	-	-
1981-78	-	610-025	610-186	611-014 ^s	611-070 ^{Dc}	611-086 ^W	-	-	-
CUTLASS SUPREME									
1997-95	-	610-254	610-254	611-109 ^E	611-150 ^E	-	-	-	611-610 ^{Cy}
1997-95	For Replacement wo/Hub Removal	610-324	-	-	-	-	-	-	-
1994-89	-	610-254	610-254	611-062 ^s	611-063 ^b	611-089 ^{Fs}	611-109 ^E	-	611-610 ^{Cy}
1994-89	For Replacement wo/Hub Removal	610-324	-	-	-	-	-	-	-
1988	-	610-254	610-254	611-062 ^s	611-085 ^W	611-089 ^{Fs}	611-090 ^{Fb}	611-109 ^E	611-610 ^{Cy}
1988	For Replacement wo/Hub Removal	610-324	-	-	-	-	-	-	-
1987-82	-	610-254	610-254	611-062 ^s	611-084 ^{Dc}	611-085 ^W	611-090 ^{Fb}	611-139 ^{Dc}	-
1981-73	-	610-025	610-186	611-014 ^s	611-070 ^{Dc}	611-086 ^W	-	-	-
1972-71	w/Front Disc Brakes	610-105	610-186	611-014 ^s	611-070 ^{Dc}	-	-	-	-
1972-71	w/Front Drum, 1-Piece Hub and Drum	610-096	610-186	611-014 ^s	611-070 ^{Dc}	-	-	-	-
1972-71	w/Front Drum, 2-Piece Hub and Drum	610-186	610-186	611-014 ^s	611-070 ^{Dc}	-	-	-	-

10

Wheel Stud and Nut Applications

Dot 1 The Dot 1 package option allows you to sell in single piece quantity. See page 131 for details.

Wheel Stud and Nut Applications



FINISHES:
 b = Black
 c = Chrome
 g = Gray
 s = Stainless

Footnote Example – 611-138^{bc} Dc= Style (D=Dometop Capped Nut) plus Finish (c=Chrome)

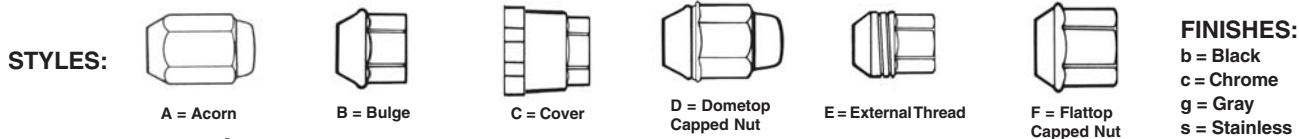
Make/Model/ Years	Application	Front Bolt	Rear Bolt	Standard Nut	Optional & Cap Nuts			Nut Covers
OLDSMOBILE (continued)								
DELTA 88, DELMONT 88, DYNAMIC 88, EIGHTY-EIGHT, FIESTA, HOLIDAY, ROYALE, SUPER 88								
1999-97	-	610-254	610-254	611-063 ^B	611-109 ^E	-	-	-
1996	-	610-254	610-254	611-063 ^B	611-150 ^E	-	-	-
1995	-	610-254	610-254	611-063 ^B	611-084 ^{Dc}	611-085 ^W	611-109 ^E	-
1994-86	-	610-254	610-254	611-062 ^S	611-063 ^B	611-084 ^{Dc}	611-085 ^W	-
1985-77	w/11" Rear Drum	610-159	610-138	611-016 ^S	611-073 ^{Fs}	611-088 ^W	-	-
1985-77	w/9.5" Rear Drum	610-025	610-186	611-014 ^S	611-070 ^{Dc}	611-086 ^W	-	-
1976-71	-	610-159	610-138	611-016 ^S	611-073 ^{Fs}	-	-	-
1970-67	w/Front Disc Brakes	610-219	610-138	611-016 ^S	-	-	-	-
1970-67	w/Front Drum, w/Finned Drum	610-039	610-138	611-016 ^S	-	-	-	-
1970-67	w/Front Drum, wo/Finned Drum	610-095	610-138	611-016 ^S	-	-	-	-
1966-65	-	610-095	610-138	611-016 ^S	-	-	-	-
1964	-	610-032	610-191	611-016 ^S	-	-	-	-
1963-61	LH	610-033	610-035	611-031 ^S	-	-	-	-
1963-61	RH	610-032	610-191	611-016 ^S	-	-	-	-
F-85								
1972-70	w/Front Disc Brakes	610-105	610-186	611-014 ^S	611-070 ^{Dc}	-	-	-
1972-70	w/Front Drum, 1-Piece Hub and Drum	610-096	610-186	611-014 ^S	611-070 ^{Dc}	-	-	-
1972-70	w/Front Drum, 2-Piece Hub and Drum	610-186	610-186	611-014 ^S	611-070 ^{Dc}	-	-	-
1969-67	w/Front Disc Brakes	610-025	610-186	611-014 ^S	611-070 ^{Dc}	-	-	-
1969-67	w/Front Drum, 1-Piece Hub and Drum	610-096	610-186	611-014 ^S	611-070 ^{Dc}	-	-	-
1969-67	w/Front Drum, 2-Piece Hub and Drum	610-186	610-186	611-014 ^S	611-070 ^{Dc}	-	-	-
1966-64	-	610-096	610-186	611-014 ^S	-	-	-	-
1963-61	LH	610-084	610-082	611-015 ^S	-	-	-	-
1963-61	RH	610-025	610-025	611-014 ^S	-	-	-	-
FIRENZA								
1988-82	-	-	-	-	-	-	611-139 ^{Dc}	-
1988-82	-	610-254	610-254	611-062 ^S	611-084 ^{Dc}	611-085 ^W	611-087 ^{Dc}	611-109 ^E
FULL SIZE MODELS (BEFORE 1961)								
1960-46	LH	610-033	610-035	611-031 ^S	-	-	-	-
1960-46	RH	610-032	610-191	611-016 ^S	-	-	-	-
INTRIGUE								
2002-98	-	610-254	610-254	611-150 ^E	-	-	-	-
2002-98	For Replacement wo/Hub Removal	610-324	-	-	-	-	-	-
JETFIRE								
1962	LH	610-033	610-035	611-031 ^S	-	-	-	-
1962	RH	610-032	610-191	611-016 ^S	-	-	-	-
JETSTAR 88								
1966-64	-	610-096	610-186	611-014 ^S	-	-	-	-
LSS								
1999-98	-	610-254	610-254	611-063 ^B	611-109 ^E	-	-	-
1997	-	610-254	610-254	611-109 ^E	-	-	-	-
1996	-	610-254	610-254	611-063 ^B	611-150 ^E	-	-	-
OMEGA								
1984-82	-	610-254	610-254	611-084 ^{Dc}	611-085 ^W	611-087 ^{Dc}	611-139 ^{Dc}	-
1981-80	-	610-254	610-254	611-062 ^S	611-084 ^{Dc}	611-085 ^W	611-139 ^{Dc}	-
1979-76	-	610-025	610-186	611-014 ^S	611-070 ^{Dc}	-	-	-
1975-73	w/Front Disc Brakes	610-025	610-186	611-014 ^S	611-070 ^{Dc}	-	-	-
1975-73	w/Front Drum	610-186	610-186	611-014 ^S	611-070 ^{Dc}	-	-	-
SILHOUETTE								
2004-98	-	610-254	610-254	611-063 ^B	611-150 ^E	-	-	-
1997	-	610-254	610-254	611-150 ^E	-	-	-	611-605 ^{Dg}
1996	-	610-254	610-254	611-150 ^E	-	-	-	-
1995-93	-	610-254	610-254	611-150 ^E	-	-	-	611-606 ^{Dg}
1992	-	610-254	610-254	611-150 ^E	-	-	-	611-610 ^{Dg}
1991-90	-	610-254	610-254	611-109 ^E	-	-	-	611-610 ^{Dg}
STARFIRE								
1980-75	-	610-025	610-186	611-014 ^S	-	-	-	-
TORONADO								
1992-89	-	610-254	610-254	611-063 ^B	611-084 ^{Dc}	611-085 ^W	-	-
1988-79	-	610-254	610-254	611-062 ^S	611-084 ^{Dc}	611-085 ^W	-	-
1978-66	-	610-258	610-258	611-016 ^S	-	-	-	-
VISTA CRUISER								
1977-73	-	610-025	610-186	611-014 ^S	611-070 ^{Dc}	-	-	-
1972-70	w/Front Disc Brakes	610-105	610-186	611-014 ^S	611-070 ^{Dc}	-	-	-
1972-70	w/Front Drum, 1-Piece Hub and Drum	610-096	610-186	611-014 ^S	611-070 ^{Dc}	-	-	-
1972-70	w/Front Drum, 2-Piece Hub and Drum	610-186	610-186	611-014 ^S	611-070 ^{Dc}	-	-	-

Dot 1 The Dot 1 package option allows you to sell in single piece quantity. See page 131 for details.

10

Wheel Stud and Nut Applications

Wheel Stud and Nut Applications



Footnote Example – 611-138^{b,c} Dc= Style (D=Dometop Capped Nut) plus Finish (c=Chrome)

Make/Model/ Years	Application	Front Bolt	Rear Bolt	Standard Nut	Optional & Cap Nuts	Nut Covers
OLDSMOBILE (continued)						
VISTA CRUISER (continued)						
1969-67	w/Front Disc Brakes	610-025	610-186	611-014 ^s	611-070 ^{Dc}	-
1969-67	w/Front Drum, 1-Piece Hub and Drum	610-096	610-186	611-014 ^s	611-070 ^{Dc}	-
1969-67	w/Front Drum, 2-Piece Hub and Drum	610-186	610-186	611-014 ^s	611-070 ^{Dc}	-
1966-64	-	610-096	610-186	611-014 ^s	-	-
OPEL						
1900, DELUXE, KADETT, MANTA, OPEL, RALLYE						
1973-68	-	-	-	611-062 ^s	-	-
ISUZU						
1979-76	-	610-307	610-307	611-062 ^s	-	-
PACKARD						
ALL MODELS EXC. 110, 1800, 1900						
1956-33	-	610-019	610-019	N/R	-	-
PASSPORT						
I-MARK						
1989-88	Canadian	610-307	610-307	611-062 ^s	611-074 ^{Dc} 611-135 ^{Db}	-
IMPULSE						
1992-89	Canadian	610-307	610-307	611-062 ^s	611-135 ^{Db}	-
OPTIMA						
1991-88	Canadian	610-337	610-337	N/R	-	-
STYLUS						
1993-91	Canadian	610-307	610-307	611-062 ^s	611-135 ^{Db}	-
PLYMOUTH						
ACCLAIM						
1995-90	w/Rear Disc Brakes	610-285	610-417	611-062 ^s	611-074 ^{Dc}	-
1995-90	w/Rear Drum Brakes	610-285	610-253	611-062 ^s	611-074 ^{Dc}	-
1989	w/Rear Disc Brakes	610-285	610-285	611-062 ^s	611-074 ^{Dc}	-
1989	w/Rear Drum Brakes	610-285	610-253	611-062 ^s	611-074 ^{Dc}	-
ARROW						
1980-76	-	610-275	610-275	611-066 ^s	611-078 ^{Ac}	-
BARRACUDA, CUDA						
1974	K-H Rotor	610-234	610-103	611-027 ^s	611-094 ^{Dc}	-
1974	Motor Wheel Rotor	610-169	610-103	611-027 ^s	611-094 ^{Dc}	-
1973	-	610-169	610-103	611-027 ^s	611-122 ^{Dc}	-
1972-71	w/Front Disc Brakes	610-149	610-103	611-027 ^s	611-122 ^{Dc}	-
1972-71	w/Front Drum, K-H	610-134	610-103	611-027 ^s	611-122 ^{Dc}	-
1972-71	w/Front Drum, Motor Wheel	610-132	610-103	611-027 ^s	611-122 ^{Dc}	-
1970	w/10" Front Drum, Budd, LH	610-133	-	611-026 ^s	-	-
1970	w/10" Front Drum, Budd, RH	610-122	610-103	611-027 ^s	611-122 ^{Dc}	-
1970	w/10" Front Drum, Motor Wheel, LH	610-135	-	611-026 ^s	-	-
1970	w/10" Front Drum, Motor Wheel, RH	610-039	610-103	611-027 ^s	611-122 ^{Dc}	-
1970	w/11" Front Drum, LH	610-133	-	611-026 ^s	-	-
1970	w/11" Front Drum, RH	610-132	610-103	611-027 ^s	611-122 ^{Dc}	-
1970	w/Front Disc Brakes, LH	-	-	611-026 ^s	-	-
1970	w/Front Disc Brakes, RH	610-149	610-103	611-027 ^s	611-122 ^{Dc}	-
1969-68	Front, w/10" Drum, LH	-	-	611-015 ^s	-	-
1969-68	Front, w/10" Drum, RH	610-096	-	611-014 ^s	-	-
1969-68	Front, w/9" Drum, Cast Iron, LH	610-084	-	611-015 ^s	-	-
1969-68	Front, w/9" Drum, Cast Iron, RH	610-083	-	611-014 ^s	-	-
1969-68	Front, w/9" Drum, Steel Encased, LH	610-084	-	611-015 ^s	-	-
1969-68	Front, w/9" Drum, Steel Encased, RH	610-024	-	611-014 ^s	-	-
1969-68	Front, w/Disc Brakes, LH	610-131	-	611-015 ^s	-	-
1969-68	Front, w/Disc Brakes, RH	610-130	-	611-014 ^s	-	-
1969-68	Rear, w/Posi-Traction, LH	-	-	611-026 ^s	-	-
1969-68	Rear, w/Posi-Traction, RH	-	610-103	611-027 ^s	-	-
1969-68	Rear, wo/Posi-Traction, LH	-	610-099	611-015 ^s	-	-
1969-68	Rear, wo/Posi-Traction, RH	-	610-186	611-014 ^s	-	-
1967-65	w/10" Front Drum, LH	-	610-099	611-015 ^s	-	-
1967-65	w/10" Front Drum, RH	610-096	610-186	611-014 ^s	-	-
1967-65	w/9" Front Drum, Cast Iron, LH	610-084	610-099	611-015 ^s	-	-
1967-65	w/9" Front Drum, Cast Iron, RH	610-083	610-186	611-014 ^s	-	-
1967-65	w/9" Front Drum, Steel Encased, LH	610-084	610-099	611-015 ^s	-	-
1967-65	w/9" Front Drum, Steel Encased, RH	610-024	610-186	611-014 ^s	-	-
1967-65	w/Front Disc Brakes, LH	610-131	610-099	611-015 ^s	-	-
1967-65	w/Front Disc Brakes, RH	610-130	610-186	611-014 ^s	-	-
1964	Cast Iron Drum, LH	610-084	610-099	611-015 ^s	-	-
1964	Cast Iron Drum, RH	610-083	610-186	611-014 ^s	-	-

10

Wheel Stud and Nut Applications

Wheel Stud and Nut Applications



FINISHES:
 b = Black
 c = Chrome
 g = Gray
 s = Stainless

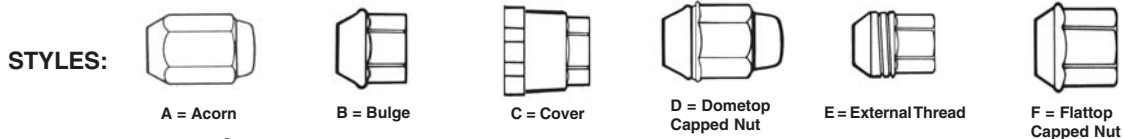
Footnote Example – 611-138^{bc} Dc= Style (D=Dometop Capped Nut) plus Finish (c=Chrome)

Make/Model/ Years	Application	Front Bolt	Rear Bolt	Standard Nut	Optional & Cap Nuts	Nut Covers
PLYMOUTH (continued)						
BARRACUDA, CUDA (continued)						
1964	Steel Encased Drum, LH	610-084	610-099	611-015 ^s	-	-
1964	Steel Encased Drum, RH	610-024	610-186	611-014 ^s	-	-
BELVEDERE, GTX						
1970	w/10" Front Drum, Budd, LH	610-133	-	611-026 ^s	-	-
1970	w/10" Front Drum, Budd, RH	610-122	610-103	611-027 ^s	611-122 ^{dc}	-
1970	w/10" Front Drum, Motor Wheel, LH	610-135	-	611-026 ^s	-	-
1970	w/10" Front Drum, Motor Wheel, RH	610-039	610-103	611-027 ^s	611-122 ^{dc}	-
1970	w/11" Front Drum, LH	610-133	-	611-026 ^s	-	-
1970	w/11" Front Drum, RH	610-132	610-103	611-027 ^s	611-122 ^{dc}	-
1970	w/Front Disc Brakes, LH	-	-	611-026 ^s	-	-
1970	w/Front Disc Brakes, RH	610-149	610-103	611-027 ^s	611-122 ^{dc}	-
1969	w/10" Front Drum, Budd, LH	610-133	-	611-026 ^s	-	-
1969	w/10" Front Drum, Budd, RH	610-122	610-103	611-027 ^s	611-122 ^{dc}	-
1969	w/10" Front Drum, Motor Wheel, LH	610-135	-	611-026 ^s	-	-
1969	w/10" Front Drum, Motor Wheel, RH	610-039	610-103	611-027 ^s	611-122 ^{dc}	-
1969	w/11" Front Drum, LH	610-133	-	611-026 ^s	-	-
1969	w/11" Front Drum, RH	610-132	610-103	611-027 ^s	611-122 ^{dc}	-
1969	w/Front Disc Brakes, LH	610-137	-	611-026 ^s	-	-
1969	w/Front Disc Brakes, RH	610-136	610-103	611-027 ^s	611-122 ^{dc}	-
1968	w/10" Front Drum, Budd, LH	610-133	-	611-026 ^s	-	-
1968	w/10" Front Drum, Budd, RH	610-122	610-103	611-027 ^s	611-122 ^{dc}	-
1968	w/10" Front Drum, K-H, LH	610-135	-	611-026 ^s	-	-
1968	w/10" Front Drum, K-H, RH	610-039	610-103	611-027 ^s	611-122 ^{dc}	-
1968	w/11" Front Drum, K-H, LH	610-135	-	611-026 ^s	-	-
1968	w/11" Front Drum, K-H, RH	610-039	610-103	611-027 ^s	611-122 ^{dc}	-
1968	w/11" Front Drum, Motor Wheel, LH	610-133	-	611-026 ^s	-	-
1968	w/11" Front Drum, Motor Wheel, RH	610-132	610-103	611-027 ^s	611-122 ^{dc}	-
1968	w/Front Disc Brakes, LH	610-137	-	611-026 ^s	-	-
1968	w/Front Disc Brakes, RH	610-136	610-103	611-027 ^s	611-122 ^{dc}	-
1967	w/10" Front Drum, LH	610-135	-	611-026 ^s	-	-
1967	w/10" Front Drum, RH	610-039	610-103	611-027 ^s	611-122 ^{dc}	-
1967	w/11" Front Drum, LH	610-133	-	611-026 ^s	-	-
1967	w/11" Front Drum, RH	610-122	610-103	611-027 ^s	611-122 ^{dc}	-
1967	w/Front Disc Brakes, LH	610-137	-	611-026 ^s	-	-
1967	w/Front Disc Brakes, RH	610-136	610-103	611-027 ^s	611-122 ^{dc}	-
1966-65	w/10" Front Drum, Budd, LH	610-133	-	611-026 ^s	-	-
1966-65	w/10" Front Drum, Budd, RH	610-122	610-103	611-027 ^s	-	-
1966-65	w/10" Front Drum, K-H, LH	610-135	-	611-026 ^s	-	-
1966-65	w/10" Front Drum, K-H, RH	610-039	610-103	611-027 ^s	-	-
1966-65	w/11" Front Drum, K-H, LH	610-135	-	611-026 ^s	-	-
1966-65	w/11" Front Drum, K-H, RH	610-039	610-103	611-027 ^s	-	-
1966-65	w/11" Front Drum, Motor Wheel, LH	610-133	-	611-026 ^s	-	-
1966-65	w/11" Front Drum, Motor Wheel, RH	610-132	610-103	611-027 ^s	-	-
1964-63	10" Front Drum, Detroit Built, LH	610-135	-	611-026 ^s	-	-
1964-63	10" Front Drum, Detroit Built, RH	610-039	610-036	611-027 ^s	-	-
1964-63	10" Front Drum, Exc. Detroit Built, LH	610-135	-	611-026 ^s	-	-
1964-63	10" Front Drum, Exc. Detroit Built, RH	610-134	610-036	611-027 ^s	-	-
1964-63	11" Front Drum, LH	610-135	-	611-026 ^s	-	-
1964-63	11" Front Drum, RH	610-134	610-103	611-027 ^s	-	-
1962	10" Front Drum, LH	610-135	-	611-026 ^s	-	-
1962	10" Front Drum, RH	610-134	610-036	611-027 ^s	-	-
1962	11" Front Drum, LH	610-135	-	611-026 ^s	-	-
1962	11" Front Drum, RH	610-134	610-103	611-027 ^s	-	-
1962	12" Front Drum, LH	610-135	610-135	611-026 ^s	-	-
1962	12" Front Drum, RH	610-039	610-039	611-027 ^s	-	-
1961	11" Front Drum, Composite, LH	610-135	610-135	611-026 ^s	-	-
1961	11" Front Drum, Composite, RH	610-039	610-039	611-027 ^s	-	-
1961	11" Front Drum, Full Cast, LH	-	-	611-026 ^s	-	-
1961	11" Front Drum, Full Cast, RH	610-036	610-036	611-027 ^s	-	-
1961	12" Front Drum, LH	610-135	610-135	611-026 ^s	-	-
1961	12" Front Drum, RH	610-039	610-039	611-027 ^s	-	-
BREEZE						
2000-96	-	610-285	610-285	611-062 ^s	611-063 ^b 611-074 ^{dc}	-
CARAVELLE						
1988-85	-	610-285	610-253	611-062 ^s	611-063 ^b 611-074 ^{dc}	-

Dot 1 The Dot 1 package option allows you to sell in single piece quantity. See page 131 for details.

10
Wheel Stud and Nut Applications

Wheel Stud and Nut Applications



FINISHES:
 b = Black
 c = Chrome
 g = Gray
 s = Stainless

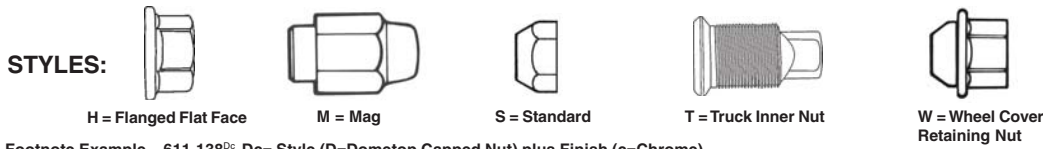
Footnote Example – 611-138^{b,c} Dc= Style (D=Dometop Capped Nut) plus Finish (c=Chrome)

Make/Model/ Years	Application	Front Bolt	Rear Bolt	Standard Nut	Optional & Cap Nuts			Nut Covers
PLYMOUTH (continued)								
CHAMP								
1982-79	-	610-276	610-276	611-141 ^{Ac}	-	-	-	-
COLT								
1994-93	2-Door	610-414	610-414	611-066 ^S	611-141 ^{Ac}	-	-	-
1994-93	4-Door, Asian Built	610-414	610-414	611-066 ^S	611-141 ^{Ac}	-	-	-
1994-93	4-Door, USA Built	610-275	610-275	611-066 ^S	611-141 ^{Ac}	-	-	-
1992-91	-	610-275	610-275	611-066 ^S	611-141 ^{Ac}	-	-	-
1990-89	w/Rear Disc Brakes	610-275	610-414	611-066 ^S	611-141 ^{Ac}	-	-	-
1990-89	w/Rear Drum Brakes	610-275	610-275	611-066 ^S	611-141 ^{Ac}	-	-	-
1988-86	-	610-275	610-275	611-066 ^S	611-141 ^{Ac}	-	-	-
1985-83	-	610-276	610-276	611-141 ^{Ac}	-	-	-	-
COLT VISTA								
1994-92	2WD	610-414	610-275	611-066 ^S	611-117 ^{Mc}	611-141 ^{Ac}	-	-
1994-92	4WD	610-414	610-414	611-066 ^S	611-117 ^{Mc}	611-141 ^{Ac}	-	-
1991-86	2WD	610-275	610-275	611-066 ^S	611-141 ^{Ac}	-	-	-
1991-86	4WD	610-414	610-275	611-066 ^S	611-141 ^{Ac}	-	-	-
1985	2WD	610-275	610-276	611-141 ^{Ac}	-	-	-	-
1985	4WD	610-414	610-276	611-141 ^{Ac}	-	-	-	-
1984	-	610-276	610-276	611-141 ^{Ac}	-	-	-	-
CONQUEST								
1986	w/Intercooled Turbo	610-415	610-275	611-078 ^{Ac}	611-134 ^{Ab}	611-142 ^{Ab}	-	-
1986	w/Intercooled Turbo	610-275	610-275	611-078 ^{Ac}	611-134 ^{Ab}	611-142 ^{Ab}	-	-
1985	w/Intercooled Turbo	-	610-275	611-078 ^{Ac}	611-134 ^{Ab}	611-142 ^{Ab}	-	-
1985	wo/Intercooled Turbo	610-275	610-275	611-078 ^{Ac}	611-134 ^{Ab}	611-142 ^{Ab}	-	-
1984	-	610-275	610-275	611-078 ^{Ac}	-	-	-	-
DUSTER								
1976-74	w/Front Disc Brakes, K-H	610-234	610-103	611-027 ^S	611-091 ^{Fc}	611-094 ^{Dc}	611-122 ^{Dc}	-
1976-74	w/Front Disc Brakes, Motor Wheel	610-169	610-103	611-027 ^S	611-091 ^{Fc}	611-094 ^{Dc}	611-122 ^{Dc}	-
1976-74	w/Front Drum	610-168	610-186	611-014 ^S	-	-	-	-
1973	w/Front Disc Brakes	610-169	610-103	611-027 ^S	611-122 ^{Dc}	-	-	-
1973	w/Front Drum	610-168	610-186	611-014 ^S	-	-	-	-
1972-71	w/10" Front Drum	610-096	610-186	611-014 ^S	-	-	-	-
1972-71	w/9" Front Drum	610-083	610-186	611-014 ^S	-	-	-	-
1972-71	w/Front Disc Brakes	610-130	610-186	611-014 ^S	-	-	-	-
1970	w/10" Front Drum, LH	-	610-099	611-015 ^S	-	-	-	-
1970	w/10" Front Drum, RH	610-096	610-186	611-014 ^S	-	-	-	-
1970	w/9" Front Drum, LH	610-084	610-099	611-015 ^S	-	-	-	-
1970	w/9" Front Drum, RH	610-083	610-186	611-014 ^S	-	-	-	-
1970	w/Front Disc Brakes, LH	610-131	610-099	611-015 ^S	-	-	-	-
1970	w/Front Disc Brakes, RH	610-130	610-186	611-014 ^S	-	-	-	-
FULL SIZE MODELS (BEFORE 1962)								
1961-56	11" Front Drum, Composite, LH	610-135	610-135	611-026 ^S	-	-	-	-
1961-56	11" Front Drum, Composite, RH	610-039	610-039	611-027 ^S	-	-	-	-
1961-56	11" Front Drum, Full Cast, LH	-	-	611-026 ^S	-	-	-	-
1961-56	11" Front Drum, Full Cast, RH	610-036	610-036	611-027 ^S	-	-	-	-
1961-56	12" Front Drum, LH	610-135	610-135	611-026 ^S	-	-	-	-
1961-56	12" Front Drum, RH	610-039	610-039	611-027 ^S	-	-	-	-
1955-53	12" Front Drum, RH	610-019	610-019	N/R	-	-	-	-
1955-53	Exc. 12" Front Drum, LH	610-030	610-030	N/R	-	-	-	-
1955-53	Exc. 12" Front Drum, RH	610-018	610-018	N/R	-	-	-	-
1952-33	Exc. 12" Front Drum, LH	610-030	610-030	N/R	-	-	-	-
1952-33	Exc. 12" Front Drum, RH	610-018	610-018	N/R	-	-	-	-
FURY, FURY I, II, II, FLEET SPECIAL, SAVOY, VIP								
1978-77	Budd Rotor	610-236	610-103	611-027 ^S	-	-	-	-
1978-77	K-H Rotor	610-234	610-103	611-027 ^S	-	-	-	-
1976-75	K-H Rotor	610-234	610-103	611-027 ^S	611-091 ^{Fc}	611-094 ^{Dc}	-	-
1976-75	Motor Wheel Rotor	610-169	610-103	611-027 ^S	611-091 ^{Fc}	611-094 ^{Dc}	-	-
1974	Budd Rotor	610-172	610-103	611-027 ^S	611-091 ^{Fc}	-	-	-
1974	K-H Rotor	610-173	610-103	611-027 ^S	611-091 ^{Fc}	-	-	-
1973	-	610-148	610-103	611-027 ^S	611-091 ^{Fc}	-	-	-
1972-71	w/Front Disc Brakes	610-149	610-103	611-027 ^S	611-091 ^{Fc}	-	-	-
1972-71	w/Front Drum, K-H	610-134	610-103	611-027 ^S	611-091 ^{Fc}	-	-	-
1972-71	w/Front Drum, Motor Wheel	610-132	610-103	611-027 ^S	611-091 ^{Fc}	-	-	-
1970	w/Front Disc Brakes, LH	-	-	611-026 ^S	-	-	-	-
1970	w/Front Disc Brakes, RH	610-149	610-103	611-027 ^S	611-122 ^{Dc}	-	-	-
1970	w/Front Drum, K-H, LH	610-135	-	611-026 ^S	-	-	-	-
1970	w/Front Drum, K-H, RH	610-134	610-103	611-027 ^S	611-122 ^{Dc}	-	-	-

10

Wheel Stud and Nut Applications

Wheel Stud and Nut Applications



FINISHES:
 b = Black
 c = Chrome
 g = Gray
 s = Stainless

Footnote Example – 611-138^{bc} Dc= Style (D=Dometop Capped Nut) plus Finish (c=Chrome)

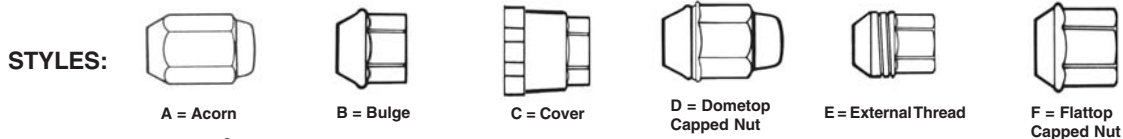
Make/Model/ Years	Application	Front Bolt	Rear Bolt	Standard Nut	Optional & Cap Nuts	Nut Covers
PLYMOUTH (continued)						
FURY, FURY I, II, FLEET SPECIAL, SAVOY, VIP (continued)						
1970	w/Front Drum, Motor Wheel, LH	610-133	-	611-026 ^s	-	-
1970	w/Front Drum, Motor Wheel, RH	610-132	610-103	611-027 ^s	611-122 ^{Dc}	-
1969	w/10" Front Drum, Budd, LH	610-133	-	611-026 ^s	-	-
1969	w/10" Front Drum, Budd, RH	610-122	610-103	611-027 ^s	611-122 ^{Dc}	-
1969	w/10" Front Drum, K-H, LH	610-135	-	611-026 ^s	-	-
1969	w/10" Front Drum, K-H, RH	610-134	610-103	611-027 ^s	611-122 ^{Dc}	-
1969	w/11" Front Drum, LH	610-133	-	611-026 ^s	-	-
1969	w/11" Front Drum, RH	610-132	610-103	611-027 ^s	611-122 ^{Dc}	-
1969	w/Front Disc Brakes, LH	-	-	611-026 ^s	-	-
1969	w/Front Disc Brakes, RH	610-149	610-103	611-027 ^s	611-122 ^{Dc}	-
1968-67	w/10" Front Drum, LH	610-133	-	611-026 ^s	-	-
1968-67	w/10" Front Drum, RH	610-122	610-103	611-027 ^s	611-122 ^{Dc}	-
1968-67	w/11" x 2-3/4" Front Drum, Budd, LH	610-133	-	611-026 ^s	-	-
1968-67	w/11" x 2-3/4" Front Drum, Budd, RH	610-122	610-103	611-027 ^s	611-122 ^{Dc}	-
1968-67	w/11" x 2-3/4" Front Drum, K-H, LH	610-135	-	611-026 ^s	-	-
1968-67	w/11" x 2-3/4" Front Drum, K-H, RH	610-134	610-103	611-027 ^s	611-122 ^{Dc}	-
1968-67	w/11" x 3" Front Drum, Budd, LH	610-121	-	611-026 ^s	-	-
1968-67	w/11" x 3" Front Drum, Budd, RH	610-120	610-103	611-027 ^s	611-122 ^{Dc}	-
1968-67	w/11" x 3" Front Drum, K-H, LH	610-135	-	611-026 ^s	-	-
1968-67	w/11" x 3" Front Drum, K-H, RH	610-039	610-103	611-027 ^s	611-122 ^{Dc}	-
1968-67	w/11" x 3" Front Drum, Motor Wheel, LH	610-133	-	611-026 ^s	-	-
1968-67	w/11" x 3" Front Drum, Motor Wheel, RH	610-132	610-103	611-027 ^s	611-122 ^{Dc}	-
1968-67	w/Front Disc Brakes, LH	610-035	-	611-026 ^s	-	-
1968-67	w/Front Disc Brakes, RH	610-126	610-103	611-027 ^s	611-122 ^{Dc}	-
1966-65	w/11" x 2-3/4" Front Drum, Budd, LH	610-133	-	611-026 ^s	-	-
1966-65	w/11" x 2-3/4" Front Drum, Budd, RH	610-122	610-103	611-027 ^s	-	-
1966-65	w/11" x 2-3/4" Front Drum, K-H, LH	610-135	-	611-026 ^s	-	-
1966-65	w/11" x 2-3/4" Front Drum, K-H, RH	610-134	610-103	611-027 ^s	-	-
1966-65	w/11" x 2-3/4" Front Drum, Motor Wheel, Stamped 21MWY4, LH	610-133	-	611-026 ^s	-	-
1966-65	w/11" x 2-3/4" Front Drum, Motor Wheel, Stamped 21MWY4, RH	610-132	610-103	611-027 ^s	-	-
1966-65	w/11" x 2-3/4" Front Drum, Motor Wheel, Stamped MWY, LH	610-135	-	611-026 ^s	-	-
1966-65	w/11" x 2-3/4" Front Drum, Motor Wheel, Stamped MWY, RH	610-039	610-103	611-027 ^s	-	-
1966-65	w/11" x 3" Front Drum, LH	610-133	-	611-026 ^s	-	-
1966-65	w/11" x 3" Front Drum, RH	610-132	610-103	611-027 ^s	-	-
1964-63	10" Front Drum, Detroit Built, LH	610-135	-	611-026 ^s	-	-
1964-63	10" Front Drum, Detroit Built, RH	610-039	610-036	611-027 ^s	-	-
1964-63	10" Front Drum, Exc. Detroit Built, LH	610-135	-	611-026 ^s	-	-
1964-63	10" Front Drum, Exc. Detroit Built, RH	610-134	610-036	611-027 ^s	-	-
1964-63	11" Front Drum, LH	610-135	-	611-026 ^s	-	-
1964-63	11" Front Drum, RH	610-134	610-103	611-027 ^s	-	-
1962	10" Front Drum, LH	610-135	-	611-026 ^s	-	-
1962	10" Front Drum, RH	610-134	610-036	611-027 ^s	-	-
1962	11" Front Drum, LH	610-135	-	611-026 ^s	-	-
1962	11" Front Drum, RH	610-134	610-103	611-027 ^s	-	-
1962	12" Front Drum, LH	610-135	610-135	611-026 ^s	-	-
1962	12" Front Drum, RH	610-039	610-039	611-027 ^s	-	-
GRAN FURY						
1989-86	-	610-234	610-103	611-027 ^s	611-091 ^{Fc}	-
1985-82	K-H Rotor	610-234	610-103	611-027 ^s	611-091 ^{Fc}	-
1985-82	Motor Wheel Rotor	610-169	610-103	611-027 ^s	611-091 ^{Fc}	-
1981-80	Budd Rotor	610-236	610-103	611-027 ^s	611-091 ^{Fc}	-
1981-80	K-H Rotor	610-234	610-103	611-027 ^s	611-091 ^{Fc}	-
1977-74	Budd Rotor	610-172	610-103	611-027 ^s	611-091 ^{Fc}	-
1977-74	K-H Rotor	610-173	610-103	611-027 ^s	611-091 ^{Fc}	-
1973	-	610-148	610-103	611-027 ^s	611-091 ^{Fc}	-
1972	w/Front Disc Brakes	610-149	610-103	611-027 ^s	611-091 ^{Fc}	-
1972	w/Front Drum, K-H	610-134	610-103	611-027 ^s	611-091 ^{Fc}	-
1972	w/Front Drum, Motor Wheel	610-132	610-103	611-027 ^s	611-091 ^{Fc}	-
HORIZON						
1990-88	-	610-285	610-253	611-062 ^s	611-074 ^{Dc}	-
1987-85	200mm Rear Drum	610-285	610-285	611-062 ^s	611-074 ^{Dc}	-
1987-85	220mm Rear Drum	610-285	610-253	611-062 ^s	611-074 ^{Dc}	-

Dot 1 The Dot 1 package option allows you to sell in single piece quantity. See page 131 for details.

10

Wheel Stud and Nut Applications

Wheel Stud and Nut Applications



FINISHES:
b = Black
c = Chrome
g = Gray
s = Stainless

Footnote Example – 611-138^{b,c} Dc= Style (D=Dometop Capped Nut) plus Finish (c=Chrome)

Make/Model/ Years	Application	Front Bolt	Rear Bolt	Standard Nut	Optional & Cap Nuts	Nut Covers
PLYMOUTH (continued)						
HORIZON (continued)						
1984	-	610-285	610-253	611-062 ^s	611-074 ^{Dc}	-
1983-81	-	610-239	610-253	611-062 ^s	611-074 ^{Dc}	-
1980-78	-	610-239	610-253	611-062 ^s	611-063 ^B 611-074 ^{Dc}	611-602 ^{Db}
LASER						
1994-90	-	610-414	610-275	611-066 ^s	611-117 ^{Mc} 611-142 ^{Ab}	-
NEON						
2001-00	-	610-285	610-253	611-074 ^{Dc}	611-109 ^E	-
1999-95	-	610-285	610-253	611-062 ^s	611-063 ^B 611-074 ^{Dc}	-
PROWLER						
2001-97	-	610-369	610-384	611-063 ^B	-	-
RELIANT						
1989-88	-	610-285	610-253	611-062 ^s	611-074 ^{Dc}	-
1987-85	w/200mm Rear Drum	610-285	610-285	611-062 ^s	611-063 ^B 611-074 ^{Dc}	-
1987-85	w/220mm Rear Drum	610-285	610-253	611-062 ^s	611-063 ^B 611-074 ^{Dc}	-
1984-81	-	610-285	610-253	611-062 ^s	611-074 ^{Dc}	-
SAPORO						
1983-78	-	610-275	610-275	611-066 ^s	611-078 ^{Ac}	-
SATELLITE, ROADRUNNER, SUPERBIRD						
1975-74	K-H Rotor	610-234	610-103	611-027 ^s	611-091 ^{Fc}	-
1975-74	Motor Wheel Rotor	610-169	610-103	611-027 ^s	611-091 ^{Fc}	-
1973	-	610-169	610-103	611-027 ^s	611-122 ^{Dc}	-
1972-71	w/Front Disc Brakes	610-149	610-103	611-027 ^s	611-122 ^{Dc}	-
1972-71	w/Front Drum, K-H	610-134	610-103	611-027 ^s	611-122 ^{Dc}	-
1972-71	w/Front Drum, Motor Wheel	610-132	610-103	611-027 ^s	611-122 ^{Dc}	-
1970	w/10" Front Drum, Budd, LH	610-133	-	611-026 ^s	-	-
1970	w/10" Front Drum, Budd, RH	610-122	610-103	611-027 ^s	611-122 ^{Dc}	-
1970	w/10" Front Drum, Motor Wheel, LH	610-135	-	611-026 ^s	-	-
1970	w/10" Front Drum, Motor Wheel, RH	610-039	610-103	611-027 ^s	611-122 ^{Dc}	-
1970	w/11" Front Drum, LH	610-133	-	611-026 ^s	-	-
1970	w/11" Front Drum, RH	610-132	610-103	611-027 ^s	611-122 ^{Dc}	-
1970	w/Front Disc Brakes, LH	-	-	611-026 ^s	-	-
1970	w/Front Disc Brakes, RH	610-149	610-103	611-027 ^s	611-122 ^{Dc}	-
1969	w/10" Front Drum, Budd, LH	610-133	-	611-026 ^s	-	-
1969	w/10" Front Drum, Budd, RH	610-122	610-103	611-027 ^s	611-122 ^{Dc}	-
1969	w/10" Front Drum, Motor Wheel, LH	610-135	-	611-026 ^s	-	-
1969	w/10" Front Drum, Motor Wheel, RH	610-039	610-103	611-027 ^s	611-122 ^{Dc}	-
1969	w/11" Front Drum, LH	610-133	-	611-026 ^s	-	-
1969	w/11" Front Drum, RH	610-132	610-103	611-027 ^s	611-122 ^{Dc}	-
1969	w/Front Disc Brakes, LH	610-137	-	611-026 ^s	-	-
1969	w/Front Disc Brakes, RH	610-136	610-103	611-027 ^s	611-122 ^{Dc}	-
1968	w/10" Front Drum, Budd, LH	610-133	-	611-026 ^s	-	-
1968	w/10" Front Drum, Budd, RH	610-122	610-103	611-027 ^s	611-122 ^{Dc}	-
1968	w/10" Front Drum, K-H, LH	610-135	-	611-026 ^s	-	-
1968	w/10" Front Drum, K-H, RH	610-039	610-103	611-027 ^s	611-122 ^{Dc}	-
1968	w/11" Front Drum, K-H, LH	610-135	-	611-026 ^s	-	-
1968	w/11" Front Drum, K-H, RH	610-039	610-103	611-027 ^s	611-122 ^{Dc}	-
1968	w/11" Front Drum, Motor Wheel, LH	610-133	-	611-026 ^s	-	-
1968	w/11" Front Drum, Motor Wheel, RH	610-132	610-103	611-027 ^s	611-122 ^{Dc}	-
1968	w/Front Disc Brakes, LH	610-137	-	611-026 ^s	-	-
1968	w/Front Disc Brakes, RH	610-136	610-103	611-027 ^s	611-122 ^{Dc}	-
1967	w/10" Front Drum, LH	610-135	-	611-026 ^s	-	-
1967	w/10" Front Drum, RH	610-039	610-103	611-027 ^s	611-122 ^{Dc}	-
1967	w/11" Front Drum, LH	610-133	-	611-026 ^s	-	-
1967	w/11" Front Drum, RH	610-122	610-103	611-027 ^s	611-122 ^{Dc}	-
1967	w/Front Disc Brakes, LH	610-137	-	611-026 ^s	-	-
1967	w/Front Disc Brakes, RH	610-136	610-103	611-027 ^s	611-122 ^{Dc}	-
1966-65	w/10" Front Drum, Budd, LH	610-133	-	611-026 ^s	-	-
1966-65	w/10" Front Drum, Budd, RH	610-122	610-103	611-027 ^s	-	-
1966-65	w/10" Front Drum, K-H, LH	610-135	-	611-026 ^s	-	-
1966-65	w/10" Front Drum, K-H, RH	610-039	610-103	611-027 ^s	-	-
1966-65	w/11" Front Drum, K-H, LH	610-135	-	611-026 ^s	-	-
1966-65	w/11" Front Drum, K-H, RH	610-039	610-103	611-027 ^s	-	-
1966-65	w/11" Front Drum, Motor Wheel, LH	610-133	-	611-026 ^s	-	-
1966-65	w/11" Front Drum, Motor Wheel, RH	610-132	610-103	611-027 ^s	-	-
SCAMP						
1983	-	610-239	610-253	611-062 ^s	611-074 ^{Dc}	-

10

Wheel Stud and Nut Applications

Wheel Stud and Nut Applications



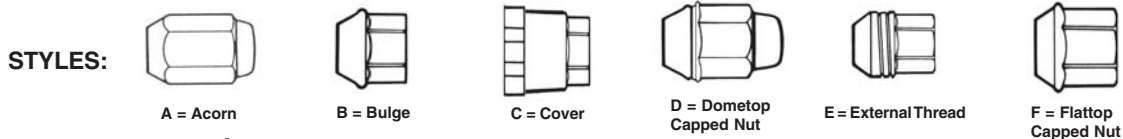
FINISHES:
 b = Black
 c = Chrome
 g = Gray
 s = Stainless

Footnote Example – 611-138^{bc} Dc= Style (D=Dometop Capped Nut) plus Finish (c=Chrome)

Make/Model/ Years	Application	Front Bolt	Rear Bolt	Standard Nut	Optional & Cap Nuts	Nut Covers
PLYMOUTH (continued)						
SCAMP (continued)						
1976-74	w/Front Disc Brakes, K-H	610-234	610-103	611-027 ^s	611-091 ^{Fc} 611-094 ^{Dc} 611-122 ^{Dc}	-
1976-74	w/Front Disc Brakes, Motor Wheel	610-169	610-103	611-027 ^s	611-091 ^{Fc} 611-094 ^{Dc} 611-122 ^{Dc}	-
1976-74	w/Front Drum	610-168	610-186	611-014 ^s	-	-
1973	w/Front Disc Brakes	610-169	610-103	611-027 ^s	611-122 ^{Dc}	-
1973	w/Front Drum	610-168	610-186	611-014 ^s	-	-
1972-71	w/10" Front Drum	610-096	610-186	611-014 ^s	-	-
1972-71	w/9" Front Drum	610-083	610-186	611-014 ^s	-	-
1972-71	w/Front Disc Brakes	610-130	610-186	611-014 ^s	-	-
SUNDANCE						
1994-90	w/Rear Disc Brakes	610-285	610-417	611-062 ^s	611-063 ^b 611-074 ^{Dc}	611-602 ^{2b}
1994-90	w/Rear Drum Brakes	610-285	610-253	611-062 ^s	611-063 ^b 611-074 ^{Dc}	611-602 ^{2b}
1989	w/Rear Disc Brakes	610-285	610-417	611-062 ^s	611-063 ^b 611-074 ^{Dc} 611-090 ^{Fb}	-
1989	w/Rear Drum Brakes	610-285	610-253	611-062 ^s	611-063 ^b 611-074 ^{Dc} 611-090 ^{Fb}	-
1988	w/Rear Disc Brakes	610-285	610-285	611-062 ^s	611-063 ^b 611-074 ^{Dc} 611-090 ^{Fb}	-
1988	w/Rear Drum Brakes	610-285	610-253	611-062 ^s	611-063 ^b 611-074 ^{Dc} 611-090 ^{Fb}	-
1987	-	610-285	610-285	611-062 ^s	611-063 ^b 611-074 ^{Dc}	-
VALIANT						
1976-74	w/Front Disc Brakes, K-H	610-234	610-103	611-027 ^s	611-091 ^{Fc} 611-094 ^{Dc} 611-122 ^{Dc}	-
1976-74	w/Front Disc Brakes, Motor Wheel	610-169	610-103	611-027 ^s	611-091 ^{Fc} 611-094 ^{Dc} 611-122 ^{Dc}	-
1976-74	w/Front Drum	610-168	610-186	611-014 ^s	-	-
1973	w/Front Disc Brakes	610-169	610-103	611-027 ^s	611-122 ^{Dc}	-
1973	w/Front Drum	610-168	610-186	611-014 ^s	-	-
1972-71	w/10" Front Drum	610-096	610-186	611-014 ^s	-	-
1972-71	w/9" Front Drum	610-083	610-186	611-014 ^s	-	-
1972-71	w/Front Disc Brakes	610-130	610-186	611-014 ^s	-	-
1970	w/10" Front Drum, LH	-	610-099	611-015 ^s	-	-
1970	w/10" Front Drum, RH	610-096	610-186	611-014 ^s	-	-
1970	w/9" Front Drum, LH	610-084	610-099	611-015 ^s	-	-
1970	w/9" Front Drum, RH	610-083	610-186	611-014 ^s	-	-
1970	w/Front Disc Brakes, LH	610-131	610-099	611-015 ^s	-	-
1970	w/Front Disc Brakes, RH	610-130	610-186	611-014 ^s	-	-
1969-68	Front, w/10" Drum, LH	-	-	611-015 ^s	-	-
1969-68	Front, w/10" Drum, RH	610-096	-	611-014 ^s	-	-
1969-68	Front, w/9" Drum, Cast Iron, LH	610-084	-	611-015 ^s	-	-
1969-68	Front, w/9" Drum, Cast Iron, RH	610-083	-	611-014 ^s	-	-
1969-68	Front, w/9" Drum, Steel Encased, LH	610-084	-	611-015 ^s	-	-
1969-68	Front, w/9" Drum, Steel Encased, RH	610-024	-	611-014 ^s	-	-
1969-68	Front, w/Disc Brakes, LH	610-131	-	611-015 ^s	-	-
1969-68	Front, w/Disc Brakes, RH	610-130	-	611-014 ^s	-	-
1969-68	Rear, w/Posi-Traction, LH	-	-	611-026 ^s	-	-
1969-68	Rear, w/Posi-Traction, RH	-	610-103	611-027 ^s	-	-
1969-68	Rear, wo/Posi-Traction, LH	-	610-099	611-015 ^s	-	-
1969-68	Rear, wo/Posi-Traction, RH	-	610-186	611-014 ^s	-	-
1967-65	w/10" Front Drum, LH	-	610-099	611-015 ^s	-	-
1967-65	w/10" Front Drum, RH	610-096	610-186	611-014 ^s	-	-
1967-65	w/9" Front Drum, Cast Iron, LH	610-084	610-099	611-015 ^s	-	-
1967-65	w/9" Front Drum, Cast Iron, RH	610-083	610-186	611-014 ^s	-	-
1967-65	w/9" Front Drum, Steel Encased, LH	610-084	610-099	611-015 ^s	-	-
1967-65	w/9" Front Drum, Steel Encased, RH	610-024	610-186	611-014 ^s	-	-
1967-65	w/Front Disc Brakes, LH	610-131	610-099	611-015 ^s	-	-
1967-65	w/Front Disc Brakes, RH	610-130	610-186	611-014 ^s	-	-
1964-60	Cast Iron Drum, LH	610-084	610-099	611-015 ^s	-	-
1964-60	Cast Iron Drum, RH	610-083	610-186	611-014 ^s	-	-
1964-60	Steel Encased Drum, LH	610-084	610-099	611-015 ^s	-	-
1964-60	Steel Encased Drum, RH	610-024	610-186	611-014 ^s	-	-
VOLARE						
1980-76	K-H Rotor	610-234	610-103	611-027 ^s	611-091 ^{Fc} 611-094 ^{Dc}	-
1980-76	Motor Wheel Rotor	610-169	610-103	611-027 ^s	611-091 ^{Fc} 611-094 ^{Dc}	-
VOYAGER, GRAND VOYAGER						
2000-98	w/Rear Disc Brakes	610-369	610-369	611-062 ^s	611-074 ^{Dc}	-
2000-98	w/Rear Drum Brakes	610-369	610-312	611-062 ^s	611-074 ^{Dc}	-
1997	w/14" Wheel, Rear Disc Brakes	610-285	610-369	611-062 ^s	611-074 ^{Dc}	-
1997	w/14" Wheel, Rear Drum Brakes	610-285	610-312	611-062 ^s	611-074 ^{Dc}	-
1997	w/15" Wheel, Rear Disc Brakes	610-369	610-369	611-062 ^s	611-074 ^{Dc}	-
1997	w/15" Wheel, Rear Drum Brakes	610-369	610-312	611-062 ^s	611-074 ^{Dc}	-
1996	w/14" Wheel	610-285	610-312	611-062 ^s	611-074 ^{Dc}	-

Dot 1 The Dot 1 package option allows you to sell in single piece quantity. See page 131 for details.

Wheel Stud and Nut Applications



FINISHES:
 b = Black
 c = Chrome
 g = Gray
 s = Stainless

Footnote Example – 611-138^{b,c} Dc= Style (D=Dometop Capped Nut) plus Finish (c=Chrome)

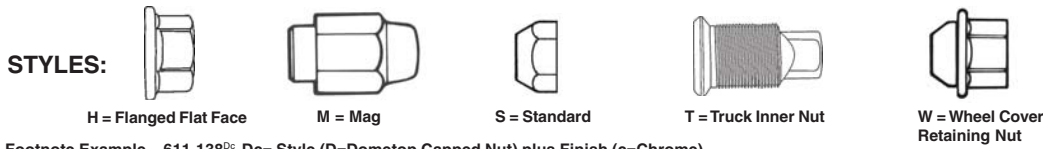
Make/Model/ Years	Application	Front Bolt	Rear Bolt	Standard Nut	Optional & Cap Nuts			Nut Covers
PLYMOUTH (continued)								
VOYAGER, GRAND VOYAGER (continued)								
1996	w/15" Wheel	610-369	610-312	611-062 ^s	611-074 ^{Dc}	-	-	-
1995-93	w/14" Wheel, 2WD	610-285	610-253	611-062 ^s	611-063 ^b	611-074 ^{Dc}	-	611-602 ^b
1995-93	w/14" Wheel, 4WD	610-285	610-371	611-062 ^s	611-063 ^b	611-074 ^{Dc}	-	611-602 ^b
1995-93	w/15" Wheel, 2WD	610-369	610-253	611-062 ^s	611-063 ^b	611-074 ^{Dc}	-	611-602 ^b
1995-93	w/15" Wheel, 4WD	610-369	610-371	611-062 ^s	611-063 ^b	611-074 ^{Dc}	-	611-602 ^b
1992-91	w/14" Wheel, 2WD	610-285	610-253	611-062 ^s	611-063 ^b	611-074 ^{Dc}	-	611-602 ^b
1992-91	w/14" Wheel, 4WD	610-285	610-371	611-062 ^s	611-063 ^b	611-074 ^{Dc}	-	611-602 ^b
1992-91	w/15" Wheel, 2WD	610-370	610-253	611-062 ^s	611-063 ^b	611-074 ^{Dc}	-	611-602 ^b
1992-91	w/15" Wheel, 4WD	610-370	610-371	611-062 ^s	611-063 ^b	611-074 ^{Dc}	-	611-602 ^b
1990	-	610-285	610-253	611-062 ^s	611-063 ^b	611-074 ^{Dc}	-	611-602 ^b
1989	-	610-285	610-285	611-062 ^s	611-063 ^b	611-074 ^{Dc}	-	611-602 ^b
1988	-	610-285	610-253	611-062 ^s	611-063 ^b	611-074 ^{Dc}	-	611-602 ^b
1987-84	-	610-285	610-285	611-062 ^s	611-063 ^b	611-074 ^{Dc}	-	611-602 ^b
PLYMOUTH TRUCK								
ARROW PICKUP								
1982-79	-	610-276	610-275	611-066 ^s	611-141 ^{Ac}	-	-	-
PB100/150 FULL SIZE VAN, VOYAGER (1/2-TON)								
1985-78	Budd Rotor	610-236	610-103	611-027 ^s	611-091 ^{Fc}	611-122 ^{Dc}	-	-
1985-78	K-H Rotor	610-148	610-103	611-027 ^s	611-091 ^{Fc}	611-122 ^{Dc}	-	-
1977-75	-	610-148	610-103	611-027 ^s	611-091 ^{Fc}	-	-	-
1974	-	610-148	610-174	611-027 ^s	611-091 ^{Fc}	-	-	-
PB200/250 FULL SIZE VAN, VOYAGER (3/4-TON)								
1983-78	Budd Rotor	610-236	610-103	611-027 ^s	611-091 ^{Fc}	611-122 ^{Dc}	-	-
1983-78	K-H Rotor	610-148	610-103	611-027 ^s	611-091 ^{Fc}	611-122 ^{Dc}	-	-
1977-75	-	610-148	610-103	611-027 ^s	611-091 ^{Fc}	-	-	-
1974	-	610-148	610-174	611-027 ^s	611-091 ^{Fc}	-	-	-
PB300/350 FULL SIZE VAN, VOYAGER (1-TON)								
1983-82	Front, w/9000 Lb GVW, 1/2" Studs	610-286	-	611-121 ^s	-	-	-	-
1983-82	Front, w/9000 Lb GVW, 5/8" Studs	610-198	-	611-055 ^s	-	-	-	-
1983-82	Front, wo/9000 Lb GVW, w/Budd Rotor	610-236	-	611-121 ^s	-	-	-	-
1983-82	Front, wo/9000 Lb GVW, w/K-H Rotor	610-148	-	611-121 ^s	-	-	-	-
1983-82	Rear, w/9000 Lb GVW	-	610-213	611-055 ^s	-	-	-	-
1983-82	Rear, wo/9000 Lb GVW	-	610-210	611-121 ^s	-	-	-	-
1981-78	Front, w/9000 Lb GVW, 1/2" Studs	610-286	-	611-121 ^s	-	-	-	-
1981-78	Front, w/9000 Lb GVW, 5/8" Studs	610-198	-	611-055 ^s	-	-	-	-
1981-78	Front, wo/9000 Lb GVW, w/Budd Rotor	610-236	-	611-121 ^s	-	-	-	-
1981-78	Front, wo/9000 Lb GVW, w/K-H Rotor	610-148	-	611-121 ^s	-	-	-	-
1981-78	Rear, w/12" x 2-1/2" Rear Drum	-	610-210	611-121 ^s	-	-	-	-
1981-78	Rear, w/12" x 3" Rear Drum	-	610-213	611-055 ^s	-	-	-	-
1981-78	Rear, w/12-1/8" x 2" Rear Drum, Budd	-	610-153	611-121 ^s	-	-	-	-
1981-78	Rear, w/12-1/8" x 2" Rear Drum, Motor Wheel	-	610-169	611-121 ^s	-	-	-	-
1977-74	Front, 3300 Lb Axle	610-148	-	611-121 ^s	-	-	-	-
1977-74	Front, 3800 Lb Axle	610-198	-	611-055 ^s	-	-	-	-
1977-74	Rear, 12" x 2-1/2" Drum	-	610-210	611-121 ^s	-	-	-	-
1977-74	Rear, 12" x 3" Drum	-	610-213	611-055 ^s	-	-	-	-
TRAILDUSTER								
1981-78	2WD, Budd Rotor	610-236	610-103	611-027 ^s	611-122 ^{Dc}	-	-	-
1981-78	2WD, K-H Rotor	610-148	610-103	611-027 ^s	611-122 ^{Dc}	-	-	-
1981-78	4WD, w/Locking Hubs	610-277	610-103	611-027 ^s	611-122 ^{Dc}	-	-	-
1981-78	4WD, wo/Locking Hubs	610-149	610-103	611-027 ^s	611-122 ^{Dc}	-	-	-
1977-75	2WD	610-148	610-103	611-027 ^s	611-091 ^{Fc}	-	-	-
1977-75	4WD	610-149	610-103	611-027 ^s	611-091 ^{Fc}	-	-	-
1974	2WD	610-148	610-174	611-027 ^s	611-091 ^{Fc}	-	-	-
1974	4WD	610-220	610-174	611-027 ^s	611-091 ^{Fc}	-	-	-
PONTIAC								
6000								
1991-90	-	610-254	610-254	611-062 ^s	611-084 ^{Dc}	611-109 ^F	-	611-605 ^b
1989-82	-	610-254	610-254	611-062 ^s	611-084 ^{Dc}	611-085 ^W	611-087 ^{Dc}	611-089 ^{Fs}
ASTRE								
1977-75	-	610-025	610-186	611-014 ^s	611-070 ^{Dc}	-	-	-
AZTEK								
2005-03	w/Aluminum Wheels	610-254	610-254	611-084 ^{Dc}	-	-	-	-
2005-03	w/Steel Wheels	610-254	610-254	611-150 ^F	-	-	-	611-620 ^b
2002-01	w/Aluminum Wheels	610-254	610-254	611-084 ^{Dc}	-	-	-	-
2002-01	w/Steel Wheels	610-254	610-254	611-150 ^F	-	-	-	611-620 ^b

10

Wheel Stud and Nut Applications

Dot 1 The Dot 1 package option allows you to sell in single piece quantity. See page 131 for details.

Wheel Stud and Nut Applications



FINISHES:
 b = Black
 c = Chrome
 g = Gray
 s = Stainless

Footnote Example – 611-138^{bc} Dc= Style (D=Dometop Capped Nut) plus Finish (c=Chrome)

Make/Model/ Years	Application	Front Bolt	Rear Bolt	Standard Nut	Optional & Cap Nuts			Nut Covers
PONTIAC (continued)								
BONNEVILLE, CATALINA, EXECUTIVE								
2003-02	-	610-254	610-254	611-150 ^E	-	-	-	-
2001-00	-	610-254	610-254	611-063 ^B	611-150 ^E	-	-	-
1999-94	w/Aluminum Wheels	610-254	610-254	611-109 ^E	-	-	-	611-605 ^{cb}
1999-94	w/Steel Wheels	610-254	610-254	611-109 ^E	-	-	-	611-619 ^{cb}
1993-91	w/Aluminum Wheels	610-254	610-254	611-063 ^B	611-109 ^E	-	-	611-605 ^{cb}
1993-91	w/Steel Wheels	610-254	610-254	611-063 ^B	611-109 ^E	-	-	611-619 ^{cb}
1990-88	-	610-254	610-254	611-062 ^S	611-063 ^B	611-109 ^E	-	611-605 ^{cb}
1987	-	610-254	610-254	611-062 ^S	611-063 ^B	611-085 ^W	611-109 ^E	611-605 ^{cb}
1986	-	610-254	610-254	611-062 ^S	611-084 ^{Dc}	611-085 ^W	611-109 ^E	611-139 ^{Dc}
1985-82	-	610-254	610-254	611-062 ^S	611-084 ^{Dc}	611-085 ^W	611-139 ^{Dc}	-
1981-77	w/11" Rear Drum	610-159	610-138	611-016 ^S	611-073 ^{Fs}	-	-	-
1981-77	w/9.5" Rear Drum	610-025	610-186	611-014 ^S	611-070 ^{Dc}	611-086 ^W	611-088 ^W	-
1976-71	-	610-159	610-138	611-016 ^S	611-073 ^{Fs}	-	-	-
1970-69	Composite Front Drum, Exc. Aluminum	610-155	610-092	611-016 ^S	611-073 ^{Fs}	-	-	-
1970-69	Full Cast Front Drum	610-134	610-092	611-016 ^S	611-073 ^{Fs}	-	-	-
1970-69	w/Front Disc Brakes	610-154	610-092	611-016 ^S	611-073 ^{Fs}	-	-	-
1968-64	Exc. Aluminum Hub and Drum	610-155	610-092	611-016 ^S	611-073 ^{Fs}	-	-	-
1968-64	Full Cast Front Drum	610-134	610-092	611-016 ^S	611-073 ^{Fs}	-	-	-
1963-60	LH	610-093	610-035	611-031 ^S	-	-	-	-
1963-60	RH	610-092	610-191	611-016 ^S	611-073 ^{Fs}	-	-	-
FIERO								
1988	-	610-254	610-254	611-109 ^E	-	-	-	611-605 ^{cb}
1987-84	-	610-254	610-254	611-062 ^S	611-087 ^{Dc}	611-109 ^E	-	611-605 ^{cb}
FIREBIRD								
2002	-	610-254	610-254	611-150 ^E	-	-	-	611-605 ^{cb}
2001	w/Aluminum Wheels	610-254	610-254	611-150 ^E	-	-	-	611-621 ^{cb}
2001	wo/Aluminum Wheels	610-254	610-254	611-150 ^E	-	-	-	611-605 ^{cb}
2000-96	-	610-254	610-254	611-150 ^E	-	-	-	611-605 ^{cb}
1995-94	-	610-254	610-254	611-150 ^E	-	-	-	611-605 ^{cb}
1995-94	-	610-254	610-254	611-150 ^E	-	-	-	611-612 ^{cb}
1993	-	610-254	610-254	611-150 ^E	-	-	-	611-612 ^{cb}
1992-88	-	610-254	610-254	611-109 ^E	-	-	-	611-605 ^{cb}
1987	-	610-254	610-254	611-062 ^S	611-109 ^E	-	-	611-605 ^{cb}
1986-84	-	610-254	610-254	611-062 ^S	611-084 ^{Dc}	611-085 ^W	611-087 ^{Dc}	611-109 ^E
1983-82	-	610-254	610-254	611-062 ^S	611-084 ^{Dc}	611-085 ^W	-	-
1981-70	-	610-025	610-186	611-014 ^S	611-070 ^{Dc}	-	-	-
1969	w/Front Disc Brakes, 1-Piece Hub and Rotor	610-105	610-186	611-014 ^S	-	-	-	-
1969	w/Front Disc Brakes, 2-Piece Hub and Rotor	610-025	610-186	611-014 ^S	-	-	-	-
1969	w/Front Drum	610-114	610-186	611-014 ^S	-	-	-	-
1968	w/Front Disc Brakes	610-025	610-186	611-014 ^S	-	-	-	-
1968	w/Front Drum	610-186	610-186	611-014 ^S	-	-	-	-
1967	w/Front Disc Brakes	610-025	610-186	611-014 ^S	611-070 ^{Dc}	-	-	-
1967	w/Front Drum	610-114	610-186	611-014 ^S	611-070 ^{Dc}	-	-	-
FULL SIZE MODELS (BEFORE 1960)								
1959-37	LH	610-093	610-035	611-031 ^S	-	-	-	-
1959-37	RH	610-092	610-191	611-016 ^S	-	-	-	-
G6, PURSUIT, TORRENT, SV-6								
2006-05	w/Steel Wheels	610-254	610-254	611-109 ^E	-	-	-	611-620 ^{cb}
GRAND AM								
2005-01	w/Aluminum Wheels	610-254	610-254	611-084 ^{Dc}	611-150 ^E	-	-	- ^{cb}
2005-01	w/Steel Wheels	610-254	610-254	611-150 ^E	-	-	-	611-612 ^{cb}
2000-99	w/Aluminum Wheels	610-254	610-254	611-084 ^{Dc}	611-150 ^E	-	-	611-605 ^{cb}
2000-99	w/Steel Wheels	610-254	610-254	611-150 ^E	-	-	-	611-612 ^{cb}
1998-96	-	-	-	-	-	-	-	611-618 ^{cb}
1998-96	-	610-254	610-254	611-084 ^{Dc}	611-109 ^E	611-151 ^E	-	611-605 ^{cb}
1995-94	-	610-254	610-254	611-063 ^B	611-084 ^{Dc}	611-109 ^E	611-151 ^E	611-605 ^{cb}
1993-92	w/Aluminum Wheels	610-254	610-254	611-084 ^{Dc}	611-109 ^E	611-150 ^E	-	611-605 ^{cb}
1993-92	w/Steel Wheels	610-254	610-254	611-062 ^S	611-151 ^E	-	-	611-608 ^{cb}
1993-92	w/Steel Wheels	610-254	610-254	611-062 ^S	611-151 ^E	-	-	611-609 ^{cb}
1991-89	-	610-254	610-254	611-062 ^S	611-063 ^B	611-084 ^{Dc}	-	-
1988-85	-	610-254	610-254	611-062 ^S	611-084 ^{Dc}	611-087 ^{Dc}	-	-
1980-73	-	610-025	610-186	611-014 ^S	611-070 ^{Dc}	-	-	-
GRAND LEMANS								
1981-75	-	610-025	610-186	611-014 ^S	611-070 ^{Dc}	-	-	-

Dot 1 The Dot 1 package option allows you to sell in single piece quantity. See page 131 for details.

10

Wheel Stud and Nut Applications

Wheel Stud and Nut Applications

STYLES:



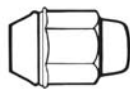
A = Acorn



B = Bulge



C = Cover



D = Dometop Capped Nut



E = External Thread



F = Flattop Capped Nut

FINISHES:

- b = Black
- c = Chrome
- g = Gray
- s = Stainless

Footnote Example – 611-138^{b,c} Dc= Style (D=Dometop Capped Nut) plus Finish (c=Chrome)

Make/Model/ Years	Application	Front Bolt	Rear Bolt	Standard Nut	Optional & Cap Nuts				Nut Covers
PONTIAC (continued)									
GRAND PRIX									
2003-99	-	610-254	610-254	611-150 ^F	-	-	-	-	-
2003-99	For Replacement wo/Hub Removal	610-324	-	-	-	-	-	-	-
1998	-	610-254	610-254	611-150 ^F	-	-	-	-	611-605 ^b
1998	For Replacement wo/Hub Removal	610-324	-	-	-	-	-	-	-
1997	w/ABS	610-254	610-254	611-150 ^F	-	-	-	-	611-605 ^b
1997	wo/ABS	610-254	610-254	611-150 ^F	-	-	-	-	611-605 ^b
1997	wo/ABS, For Replacement wo/Hub Removal	610-324	610-254	-	-	-	-	-	-
1996-94	-	610-254	610-254	611-109 ^F	611-150 ^F	-	-	-	611-605 ^b
1996-94	-	610-254	610-254	611-109 ^F	611-150 ^F	-	-	-	611-612 ^b
1996-94	For Replacement wo/Hub Removal	610-324	610-324	-	-	-	-	-	611-609 ^b
1993-91	-	610-254	610-254	611-109 ^F	-	-	-	-	611-605 ^b
1993-91	For Replacement wo/Hub Removal	610-324	610-324	-	-	-	-	-	611-609 ^b
1990-88	-	610-254	610-254	611-062 ^S	611-063 ^B	611-109 ^F	-	-	611-605 ^b
1990-88	For Replacement wo/Hub Removal	610-324	610-324	-	-	-	-	-	611-609 ^b
1987-86	-	610-254	610-254	611-062 ^S	611-084 ^{Dc}	611-085 ^W	611-109 ^F	611-139 ^{Dc}	611-605 ^b
1985-82	-	610-254	610-254	611-062 ^S	611-084 ^{Dc}	611-085 ^W	611-139 ^{Dc}	-	-
1981-73	-	610-025	610-186	611-014 ^S	611-070 ^{Dc}	-	-	-	-
1972-71	-	610-105	610-186	611-014 ^S	611-070 ^{Dc}	-	-	-	-
1970	-	610-025	610-186	611-014 ^S	-	-	-	-	-
1969	w/Front Disc Brakes	610-025	610-186	611-014 ^S	-	-	-	-	-
1969	w/Front Drum	610-114	610-186	611-014 ^S	-	-	-	-	-
1968-64	Composite Front Drum, Exc. Aluminum	610-155	610-092	611-016 ^S	611-073 ^{Fs}	-	-	-	-
1968-64	Full Cast Front Drum	610-134	610-092	611-016 ^S	611-073 ^{Fs}	-	-	-	-
1963-62	LH	610-093	610-035	611-031 ^S	-	-	-	-	-
1963-62	RH	610-092	610-191	611-016 ^S	611-073 ^{Fs}	-	-	-	-
GRAND SAFARI									
1978-71	-	610-159	610-138	611-016 ^S	611-073 ^{Fs}	-	-	-	-
GTO									
1971	w/Front Disc Brakes	610-105	610-186	611-014 ^S	611-070 ^{Dc}	-	-	-	-
1971	w/Front Drum	610-114	610-186	611-014 ^S	611-070 ^{Dc}	-	-	-	-
1970	w/Front Disc Brakes	610-025	610-186	611-014 ^S	-	-	-	-	-
1970	w/Front Drum	610-114	610-186	611-014 ^S	-	-	-	-	-
1969	w/Front Disc Brakes, 1-Piece Hub and Rotor	610-105	610-186	611-014 ^S	-	-	-	-	-
1969	w/Front Disc Brakes, 2-Piece Hub and Rotor	610-025	610-186	611-014 ^S	-	-	-	-	-
1969	w/Front Drum	610-114	610-186	611-014 ^S	-	-	-	-	-
1968-67	w/Front Disc Brakes	610-025	610-186	611-014 ^S	611-070 ^{Dc}	-	-	-	-
1968-67	w/Front Drum	610-114	610-186	611-014 ^S	611-070 ^{Dc}	-	-	-	-
1966-64	-	610-114	610-186	611-014 ^S	611-070 ^{Dc}	-	-	-	-
J2000									
1985-82	-	610-254	610-254	611-062 ^S	611-084 ^{Dc}	611-085 ^W	611-087 ^{Dc}	-	611-605 ^b
LEMANS									
1993	-	610-337	610-337	N/R	-	-	-	-	-
1992-91	-	610-367	610-367	N/R	-	-	-	-	-
1990-88	-	610-337	610-337	N/R	-	-	-	-	-
1981-73	-	610-025	610-186	611-014 ^S	611-070 ^{Dc}	-	-	-	-
1972-71	w/Front Disc Brakes	610-105	610-186	611-014 ^S	611-070 ^{Dc}	-	-	-	-
1972-71	w/Front Drum	610-114	610-186	611-014 ^S	611-070 ^{Dc}	-	-	-	-
1970	w/Front Disc Brakes	610-025	610-186	611-014 ^S	-	-	-	-	-
1970	w/Front Drum	610-114	610-186	611-014 ^S	-	-	-	-	-
1969	w/Front Disc Brakes, 1-Piece Hub and Rotor	610-105	610-186	611-014 ^S	-	-	-	-	-
1969	w/Front Disc Brakes, 2-Piece Hub and Rotor	610-025	610-186	611-014 ^S	-	-	-	-	-
1969	w/Front Drum	610-114	610-186	611-014 ^S	-	-	-	-	-
1968-67	w/Front Disc Brakes	610-025	610-186	611-014 ^S	611-070 ^{Dc}	-	-	-	-
1968-67	w/Front Drum	610-114	610-186	611-014 ^S	611-070 ^{Dc}	-	-	-	-
1966-64	-	610-114	610-186	611-014 ^S	611-070 ^{Dc}	-	-	-	-
1963	LH	610-091	610-093	611-031 ^S	-	-	-	-	-
1963	RH	610-090	610-092	611-016 ^S	-	-	-	-	-
MONTANA									
2005-02	-	610-254	610-254	611-150 ^F	611-063 ^B	-	-	-	611-620 ^b
2001-99	-	610-254	610-254	611-150 ^F	-	-	-	-	611-605 ^b
PARISIENNE									
1986-83	w/11" Rear Drum	610-159	610-138	611-016 ^S	611-073 ^{Fs}	611-088 ^W	-	-	-
1986-83	w/9.5" Rear Drum	610-025	610-186	611-014 ^S	611-070 ^{Dc}	611-086 ^W	-	-	-

10

Wheel Stud and Nut Applications



The Dot 1 package option allows you to sell in single piece quantity. See page 131 for details.

Wheel Stud and Nut Applications



FINISHES:
 b = Black
 c = Chrome
 g = Gray
 s = Stainless

Footnote Example – 611-138^{bc} Dc= Style (D=Dometop Capped Nut) plus Finish (c=Chrome)

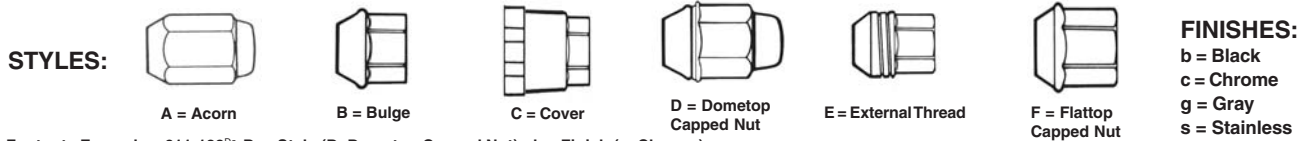
Make/Model/ Years	Application	Front Bolt	Rear Bolt	Standard Nut	Optional & Cap Nuts			Nut Covers	
PONTIAC (continued)									
PHOENIX									
1984-80	-	610-254	610-254	611-062 ^s	611-084 ^{Dc}	611-085 ^w	611-087 ^{Dc}	611-089 ^{Fs}	-
1984-80	Additional Wheel Nuts	-	-	611-139 ^{Dc}	-	-	-	-	-
1979-77	-	610-025	610-186	611-014 ^s	611-070 ^{Dc}	-	-	-	-
SAFARI									
1989-87	-	610-159	610-138	611-016 ^s	611-088 ^w	-	-	-	-
1965-64	-	610-114	610-186	611-014 ^s	611-070 ^{Dc}	-	-	-	-
1963-61	LH	610-091	610-093	611-031 ^s	-	-	-	-	-
1963-61	RH	610-090	610-092	611-016 ^s	-	-	-	-	-
STAR CHIEF									
1966-64	Composite Front Drum, Exc. Aluminum ...	610-155	610-092	611-016 ^s	611-073 ^{Fs}	-	-	-	-
1966-64	Full Cast Front Drum	610-134	610-092	611-016 ^s	611-073 ^{Fs}	-	-	-	-
1963-60	LH	610-093	610-035	611-031 ^s	-	-	-	-	-
1963-60	RH	610-092	610-191	611-016 ^s	611-073 ^{Fs}	-	-	-	-
SUNBIRD, SUNFIRE									
2005-00	-	610-254	610-254	611-150 ^E	611-084 ^{Dc}	-	-	-	611-620 ^{cb}
1999-95	-	610-254	610-254	611-063 ^B	611-084 ^{Dc}	611-150 ^E	611-151 ^E	-	611-605 ^{cb}
1994-93	-	610-254	610-254	611-063 ^B	611-109 ^E	611-151 ^E	-	-	611-605 ^{cb}
1994-93	-	610-254	610-254	611-063 ^B	611-109 ^E	611-151 ^E	-	-	611-608 ^{cb}
1992	-	-	-	-	-	-	-	-	611-609 ^{cb}
1992	-	610-254	610-254	611-063 ^B	611-109 ^E	611-151 ^E	-	-	611-605 ^{cb}
1991	-	610-254	610-254	611-062 ^s	611-063 ^B	-	-	-	611-605 ^{cb}
1990-85	-	610-254	610-254	611-062 ^s	611-084 ^{Dc}	611-085 ^w	611-087 ^{Dc}	-	611-605 ^{cb}
1980-76	-	610-025	610-186	611-014 ^s	611-070 ^{Dc}	-	-	-	-
T1000									
1987-81	-	610-253	610-238	611-084 ^{Dc}	611-087 ^{Dc}	-	-	-	-
TEMPEST									
1970	w/Front Disc Brakes	610-025	610-186	611-014 ^s	-	-	-	-	-
1970	w/Front Drum	610-114	610-186	611-014 ^s	-	-	-	-	-
1969	w/Front Disc Brakes, 1-Piece Hub and Rotor	610-105	610-186	611-014 ^s	-	-	-	-	-
1969	w/Front Disc Brakes, 2-Piece Hub and Rotor	610-025	610-186	611-014 ^s	-	-	-	-	-
1969	w/Front Drum	610-114	610-186	611-014 ^s	-	-	-	-	-
1968-67	w/Front Disc Brakes	610-025	610-186	611-014 ^s	611-070 ^{Dc}	-	-	-	-
1968-67	w/Front Drum	610-114	610-186	611-014 ^s	611-070 ^{Dc}	-	-	-	-
1966-64	-	610-114	610-186	611-014 ^s	611-070 ^{Dc}	-	-	-	-
1963-61	LH	610-091	610-093	611-031 ^s	-	-	-	-	-
1963-61	RH	610-090	610-092	611-016 ^s	-	-	-	-	-
TRANS SPORT									
1998-92	-	610-254	610-254	611-150 ^E	-	-	-	-	611-605 ^{cb}
1991-90	-	610-254	610-254	611-062 ^s	611-109 ^E	-	-	-	611-605 ^{cb}
VENTURA									
1977-74	-	610-025	610-186	611-014 ^s	611-070 ^{Dc}	-	-	-	-
1973-71	w/Front Disc Brakes	610-025	610-186	611-014 ^s	611-070 ^{Dc}	-	-	-	-
1973-71	w/Front Drum	610-186	610-186	611-014 ^s	611-070 ^{Dc}	-	-	-	-
1967-64	Composite Front Drum, Exc. Aluminum ...	610-155	610-092	611-016 ^s	611-073 ^{Fs}	-	-	-	-
1967-64	Full Cast Front Drum	610-134	610-092	611-016 ^s	611-073 ^{Fs}	-	-	-	-
1963-60	LH	610-093	610-035	611-031 ^s	-	-	-	-	-
1963-60	RH	610-092	610-191	611-016 ^s	611-073 ^{Fs}	-	-	-	-
VIBE									
2006-03	AWD	610-266	-	-	-	-	-	-	-
2006-03	FWD	610-266	610-266	-	-	-	-	-	-
PORSCHE									
911									
1983-81	w/Turbo, SC Series, w/Steel Wheels	-	-	611-067 ^B	-	-	-	-	-
1983-81	wo/Turbo, w/Steel Wheels	-	-	611-067 ^B	-	-	-	-	-
1980	w/Steel Wheels	-	-	611-067 ^B	-	-	-	-	-
914									
1976-70	-	610-250	610-250	N/R	-	-	-	-	-
916									
1972-70	-	-	-	611-067 ^B	-	-	-	-	-
924									
1982-77	wo/Turbo, w/14" Aluminum Wheels	610-318	610-318	N/R	-	-	-	-	-
1982-77	wo/Turbo, w/Steel Wheels	610-318	610-318	N/R	-	-	-	-	-

10

Wheel Stud and Nut Applications

Dot 1 The Dot 1 package option allows you to sell in single piece quantity. See page 131 for details.

Wheel Stud and Nut Applications



Footnote Example – 611-138^{b,c} Dc= Style (D=Dometop Capped Nut) plus Finish (c=Chrome)

Make/Model/ Years	Application	Front Bolt	Rear Bolt	Standard Nut	Optional & Cap Nuts	Nut Covers
RENAULT						
ALLIANCE, ENCORE						
1987-83	-	610-321	610-291	611-087 ^{Dc}	611-148 ^{Dc}	-
SAAB						
9-3, 9-5						
2001-99	-	610-367	610-367	N/R	-	-
900						
1998-94	-	610-367	610-367	N/R	-	-
1993-88	-	610-411	610-411	N/R	-	-
1987-81	-	610-345	610-345	611-027 ^s	-	-
1980-79	-	-	610-345	611-027 ^s	-	-
9000						
1998-86	-	610-411	610-411	N/R	-	-
95, 96						
1973-71	-	610-345	610-345	611-027 ^s	-	-
99						
1980-71	EMS Series	-	610-345	-	-	-
1980-71	Exc.EMS Series	-	610-345	611-027 ^s	-	-
1974-71	-	610-345	610-345	611-027 ^s	-	-
SONETT						
1974-71	-	610-345	610-345	611-027 ^s	-	-
SATURN						
L, LS, LW SERIES						
2004-00	w/Steel Wheels	-	-	-	-	611-621 ^{Cg}
SC, SL, SW SERIES						
2002-91	-	610-254	610-254	611-109 ^F	-	611-617 ^{Cg}
2002-91	-	610-254	610-254	611-109 ^F	-	611-618 ^{Cb}
VUE						
2006-02	-	-	-	611-150 ^F	-	-
SCION						
TC						
2006-05	-	610-266	-	611-211 ^{Dc}	-	-
XA						
2006-03	-	610-266	610-244	611-066 ^s	611-211 ^{Dc}	-
XB						
2006-03	-	610-266	610-244	611-066 ^s	611-168 ^{Mc}	-
STERLING						
825						
1988-87	-	610-413	610-413	-	-	-
827						
1991-89	-	610-413	610-413	-	-	-
STUDEBAKER						
AVANTI						
1966-62	-	610-036	610-036	611-027 ^s	-	-
CHALLENGER, CRUISER						
1966-64	-	610-036	610-036	611-027 ^s	-	-
CHAMPION						
1958-34	LH	-	-	611-026 ^s	-	-
1958-34	RH	610-036	610-036	611-027 ^s	-	-
COMMANDER						
1966-59	-	610-036	610-036	611-027 ^s	-	-
1958-34	LH	-	-	611-026 ^s	-	-
1958-34	RH	610-036	610-036	611-027 ^s	-	-
DAYTONA						
1966-64	-	610-036	610-036	611-027 ^s	-	-
HAWK						
1963-59	-	610-036	610-036	611-027 ^s	-	-
1958-54	LH	-	-	611-026 ^s	-	-
1958-54	RH	610-036	610-036	611-027 ^s	-	-
LARK						
1963-59	-	610-036	610-036	611-027 ^s	-	-
1958-54	LH	-	-	611-026 ^s	-	-
1958-54	RH	610-036	610-036	611-027 ^s	-	-
PRESIDENT						
1958-34	LH	-	-	611-026 ^s	-	-
1958-34	RH	610-036	610-036	611-027 ^s	-	-

10

Wheel Stud and Nut Applications

Wheel Stud and Nut Applications



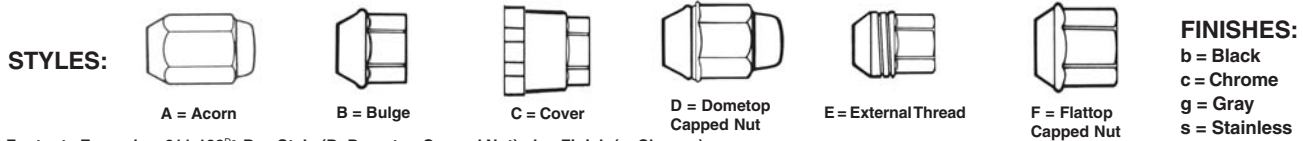
FINISHES:
b = Black
c = Chrome
g = Gray
s = Stainless

Footnote Example – 611-138^{Dc} Dc= Style (D=Dometop Capped Nut) plus Finish (c=Chrome)

Make/Model/ Years	Application	Front Bolt	Rear Bolt	Standard Nut	Optional & Cap Nuts	Nut Covers
SUBARU						
BAJA						
2005-03	-	610-401	610-401	611-076 ^{Ac}	-	-
BRAT						
1987-78	-	610-322	610-322	611-076 ^{Ac}	-	-
DELUXE, DL, FE, GF, GL, GL-10, RX, STANDARD, STAR						
1989-79	-	610-322	610-322	611-076 ^{Ac}	-	-
1978-75	2WD	610-322	610-322	611-064 ^S	-	-
1978-75	4WD	610-322	610-322	611-076 ^{Ac}	-	-
1974-72	Coupe	610-322	610-322	611-076 ^{Ac}	-	-
1974-72	Exc.Coupe	-	-	611-064 ^S	-	-
FORESTER						
2005-98	-	610-401	610-401	611-076 ^{Ac}	-	-
GLF						
1982-80	-	610-322	610-322	611-076 ^{Ac}	611-177 ^{Ab}	-
IMPREZA, IMPREZA OUTBACK						
2005-04	Exc. WRX STI	610-401	610-401	611-076 ^{Ac}	-	-
2005-04	WRX STI	-	610-401	611-076 ^{Ac}	-	-
2003-93	-	610-401	610-401	611-064 ^S	611-076 ^{Ac}	-
JUSTY						
1994-87	-	610-322	610-322	611-076 ^{Ac}	-	-
LEGACY, LEGACY OUTBACK						
2005-90	-	610-401	610-401	611-064 ^S	611-076 ^{Ac}	-
LOYALE						
1994-90	-	610-322	610-322	611-064 ^S	-	-
OUTBACK						
2005-95	-	610-401	610-401	611-064 ^S	611-076 ^{Ac}	-
SVX						
1997-92	-	610-401	610-401	-	-	-
XT						
1991-85	-	610-322	610-322	611-064 ^S	-	-
XT6						
1991-88	-	610-402	610-402	-	-	-
SUZUKI						
AERIO, AERIO SX						
2005-02	-	610-336	610-336	-	-	-
ESTEEM						
2002-95	-	610-336	610-336	-	-	-
GRAND VITARA						
2005-01	-	610-336	610-336	-	-	-
2000-99	-	610-336	610-336	611-076 ^{Ac}	-	-
SAMURAI						
1995	-	610-336	610-334	611-064 ^S	-	-
1994-91	-	610-336	610-334	-	-	-
1990-89	-	610-336	610-334	611-076 ^{Ac}	-	-
1988-86	-	610-399	610-398	611-076 ^{Ac}	-	-
SIDEKICK						
1998	-	610-336	610-336	611-076 ^{Ac}	-	-
1997-96	Convertible	610-336	610-336	-	-	-
1997-96	Hard Top (Canada Built)	610-336	610-336	-	-	-
1997-96	Hard Top (Japan Built)	610-336	610-336	611-076 ^{Ac}	-	-
1995-89	-	610-336	610-334	611-076 ^{Ac}	-	-
SWIFT						
2001-95	w/ABS	610-336	610-336	-	-	-
2001-95	wo/ABS	610-336	610-334	-	-	-
1994-89	Rear Disc Brakes	610-336	610-336	-	-	-
1994-89	Rear Drum Brakes, 3-Door	610-336	610-334	-	-	-
1994-89	Rear Drum Brakes, 4-Door	610-336	610-336	-	-	-
VITARA						
2004-99	-	610-336	610-336	-	-	-
X-90						
1998-96	-	610-336	610-336	611-076 ^{Ac}	-	-
XL-7						
2005	-	610-336	610-336	-	-	-
TOYOTA						
AVALON						
2006-03	-	610-266	610-244	611-066 ^S	611-211 ^{Dc} 611-212 ^{Dc}	611-167 ^{Mc}
2002-00	-	610-266	610-244	611-066 ^S	611-214 ^H	-

Dot 1 The Dot 1 package option allows you to sell in single piece quantity.
See page 131 for details.

Wheel Stud and Nut Applications



Footnote Example – 611-138^{b,c} Dc= Style (D=Dometop Capped Nut) plus Finish (c=Chrome)

Make/Model/ Years	Application	Front Bolt	Rear Bolt	Standard Nut	Optional & Cap Nuts			Nut Covers
TOYOTA (continued)								
AVALON (continued)								
1999-97	-	610-266	610-244	611-066 ^s	611-167 ^{Mc}	-	-	-
1996-95	-	610-266	610-244	611-066 ^s	611-168 ^{Mc}	-	-	-
CAMRY								
2006-02	-	610-266	610-266	611-066 ^s	611-117 ^{Mc}	611-133 ^{Ac}	611-167 ^{Mc}	611-212 ^{Dc}
2006-02	Additional Wheel Nuts	-	-	611-211 ^{Dc}	-	-	-	-
2001-97	-	610-266	610-244	611-066 ^s	611-117 ^{Mc}	611-133 ^{Ac}	611-167 ^{Mc}	611-212 ^{Dc}
1996-92	-	610-266	610-244	611-066 ^s	611-133 ^{Ac}	611-167 ^{Mc}	611-168 ^{Mc}	-
1991-89	-	610-266	610-244	611-066 ^s	611-117 ^{Mc}	611-133 ^{Ac}	611-167 ^{Mc}	-
1988-83	-	610-244	610-244	611-066 ^s	611-117 ^{Mc}	611-133 ^{Ac}	611-167 ^{Mc}	-
CARINA								
1973-72	-	610-244	610-244	611-066 ^s	-	-	-	-
CELICA								
2005-00	-	610-266	610-266	611-133 ^{Ac}	611-167 ^{Mc}	611-168 ^{Mc}	611-117 ^{Mc}	611-211 ^{Dc}
1999-94	36mm Rear OE Bolt	610-266	610-244	611-133 ^{Ac}	611-167 ^{Mc}	-	-	-
1999-94	43mm Rear OE Bolt	610-266	610-266	611-133 ^{Ac}	611-167 ^{Mc}	-	-	-
1993-90	-	610-266	610-244	611-066 ^s	611-132 ^{Mc}	611-133 ^{Ac}	611-168 ^{Mc}	-
1989-86	-	610-244	610-244	611-066 ^s	611-117 ^{Mc}	611-133 ^{Ac}	611-167 ^{Mc}	611-169 ^{Mb}
1985-78	-	610-244	610-244	611-133 ^{Ac}	611-173 ^{Mc}	-	-	-
1977-75	-	610-244	610-244	611-066 ^s	611-078 ^{Ac}	611-133 ^{Ac}	611-173 ^{Mc}	-
1974-71	-	610-244	610-244	611-066 ^s	-	-	-	-
COROLLA								
2006-02	-	610-266	610-266	611-066 ^s	611-117 ^{Mc}	611-133 ^{Ac}	611-211 ^{Dc}	-
2001-92	-	610-266	610-244	611-066 ^s	611-117 ^{Mc}	611-133 ^{Ac}	611-167 ^{Mc}	611-214 ^H
1991	From 5/1/91	610-266	610-244	611-066 ^s	611-117 ^{Mc}	611-133 ^{Ac}	611-167 ^{Mc}	-
1991	To 4/30/91	610-244	610-244	611-066 ^s	611-117 ^{Mc}	611-133 ^{Ac}	611-167 ^{Mc}	-
1990-88	-	610-244	610-244	611-066 ^s	611-117 ^{Mc}	611-133 ^{Ac}	611-167 ^{Mc}	-
1987-84	Coupe	610-244	610-244	611-132 ^{Mc}	611-133 ^{Ac}	611-173 ^{Mc}	-	-
1987-84	Sedan, Wagon, FX Series	610-244	610-244	611-066 ^s	611-117 ^{Mc}	611-142 ^{Ab}	-	-
1983-77	-	610-244	610-244	611-066 ^s	611-133 ^{Ac}	611-173 ^{Mc}	-	-
1976-68	-	610-244	610-244	611-066 ^s	611-078 ^{Ac}	-	-	-
CORONA, CORONA MARK II								
1982-79	-	610-244	610-244	611-066 ^s	611-173 ^{Mc}	-	-	-
1978-68	-	610-244	610-244	611-066 ^s	611-078 ^{Ac}	-	-	-
CRESSIDA								
1992-91	-	610-266	610-266	611-214 ^H	-	-	-	-
1990-89	-	610-266	610-266	611-168 ^{Mc}	-	-	-	-
1988-78	-	610-244	610-244	611-066 ^s	611-132 ^{Mc}	611-173 ^{Mc}	-	-
CROWN								
1971-68	-	610-244	610-244	611-066 ^s	-	-	-	-
ECHO								
2005-00	-	610-266	610-244	611-066 ^s	611-117 ^{Mc}	611-133 ^{Ac}	-	-
MATRIX								
2006-03	AWD	610-266	610-463	611-066 ^s	611-117 ^{Mc}	611-133 ^{Ac}	611-211 ^{Dc}	-
2006-03	FWD	610-266	610-266	611-066 ^s	611-117 ^{Mc}	611-133 ^{Ac}	611-211 ^{Dc}	-
MR2								
1995-92	-	610-266	610-266	-	-	-	-	-
1991-85	-	610-266	610-266	611-066 ^s	611-117 ^{Mc}	611-132 ^{Mc}	611-167 ^{Mc}	-
MR2 SPYDER								
2005-00	-	610-266	610-266	611-117 ^{Mc}	611-214 ^H	-	-	-
PASEO								
1999-92	-	610-244	610-244	611-066 ^s	611-117 ^{Mc}	611-133 ^{Ac}	611-168 ^{Mc}	-
PREVIA								
1997-91	-	610-266	610-244	611-066 ^s	611-168 ^{Mc}	-	-	-
PRIUS								
2006-04	-	610-266	610-266	611-211 ^{Dc}	-	-	-	-
2003-01	-	610-266	610-244	611-117 ^{Mc}	-	-	-	-
SIENNA								
2006-04	-	610-266	610-266	611-066 ^s	611-167 ^{Mc}	611-211 ^{Dc}	-	-
2003-98	-	610-266	610-244	611-066 ^s	611-168 ^{Mc}	611-215 ^F	-	-
SOLARA								
2006-04	-	610-266	610-266	611-133 ^{Ac}	611-211 ^{Dc}	611-212 ^{Dc}	-	-
2003-99	-	610-266	610-244	611-066 ^s	611-167 ^{Mc}	611-168 ^{Mc}	611-133 ^{Ac}	611-212 ^{Dc}
STARLET								
1984-81	-	610-244	610-244	611-142 ^{Ab}	-	-	-	-
SUPRA								
1998-91	-	610-266	610-266	611-168 ^{Mc}	-	-	-	-

10

Wheel Stud and Nut Applications



Wheel Stud and Nut Applications



FINISHES:
 b = Black
 c = Chrome
 g = Gray
 s = Stainless

Footnote Example – 611-138^{bc} Dc= Style (D=Dometop Capped Nut) plus Finish (c=Chrome)

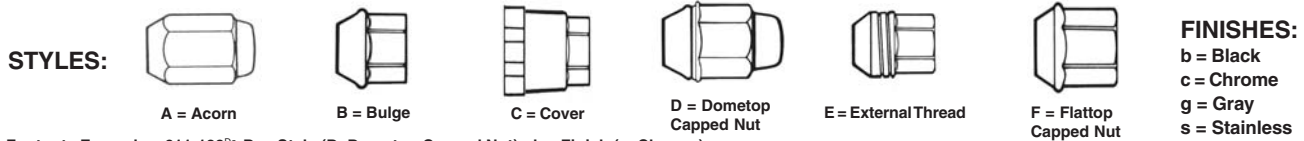
Make/Model/ Years	Application	Front Bolt	Rear Bolt	Standard Nut	Optional & Cap Nuts			Nut Covers
TOYOTA (continued)								
SUPRA (continued)								
1990-87	-	610-266	610-266	611-132 ^{Mc}	-	-	-	-
1986-79	-	610-244	610-244	611-066 ^S	611-133 ^{Ac}	611-173 ^{Mc}	-	-
TERCEL								
1999-89	-	610-244	610-244	611-066 ^S	611-133 ^{Ac}	-	-	-
1988-83	-	610-244	610-244	611-066 ^S	611-117 ^{Mc}	611-133 ^{Ac}	611-142 ^{Ab}	-
1982-80	-	610-244	610-244	611-133 ^{Ac}	611-142 ^{Ab}	611-173 ^{Mc}	-	-
VAN								
1989-84	-	610-244	610-244	611-116 ^{Ab}	611-133 ^{Ac}	611-142 ^{Ab}	611-173 ^{Mc}	-
TOYOTA TRUCK								
4 RUNNER								
2006-00	-	610-266	610-462	611-142 ^{Ab}	611-167 ^{Mc}	611-215 ^F	-	-
1999-96	-	610-266	610-312	611-142 ^{Ab}	611-167 ^{Mc}	-	-	-
1995-84	-	610-266	610-312	611-133 ^{Ac}	611-142 ^{Ab}	611-169 ^{Mb}	-	-
HIGHLANDER								
2006-01	-	610-266	610-266	611-167 ^{Mc}	611-215 ^F	-	-	-
LAND CRUISER								
1997-96	-	610-266	610-312	611-133 ^{Ac}	611-169 ^{Mb}	-	-	-
1995-84	-	610-266	610-312	611-133 ^{Ac}	611-134 ^{Ab}	-	-	-
1990-81	-	610-264	610-312	611-066 ^S	611-133 ^{Ac}	-	-	-
1980-69	Exc. FJ-45	610-245	610-245	611-066 ^S	-	-	-	-
1980-69	FJ-45	610-244	610-244	611-066 ^S	-	-	-	-
PICKUP								
1995	2WD	610-244	610-266	611-066 ^S	611-116 ^{Ab}	611-132 ^{Mc}	611-133 ^{Ac}	-
1995	4WD	610-266	610-312	611-142 ^{Ab}	611-169 ^{Mb}	-	-	-
1994-89	2WD, 5-Bolt Pattern	610-244	610-266	611-066 ^S	611-116 ^{Ab}	611-132 ^{Mc}	611-133 ^{Ac}	-
1994-89	2WD, 6-Bolt Pattern	610-338	610-339	611-118 ^{Dc}	-	-	-	-
1994-89	4WD	610-266	610-312	611-133 ^{Ac}	611-142 ^{Ab}	611-169 ^{Mb}	-	-
1988-87	2WD, 5-Bolt Pattern	610-244	610-266	611-066 ^S	611-116 ^{Ab}	611-142 ^{Ab}	611-173 ^{Mc}	-
1988-87	2WD, 6-Bolt Pattern	610-338	610-339	611-118 ^{Dc}	-	-	-	-
1988-87	4WD	610-266	610-312	611-133 ^{Ac}	611-142 ^{Ab}	611-169 ^{Mb}	-	-
1986-84	2WD, 5-Bolt Pattern	610-244	610-266	611-066 ^S	611-142 ^{Ab}	611-173 ^{Mc}	-	-
1986-84	2WD, 6-Bolt Pattern	610-264	610-339	-	-	-	-	-
1986-84	4WD	610-266	610-312	611-133 ^{Ac}	611-142 ^{Ab}	611-169 ^{Mb}	-	-
1983-82	2WD, Diesel Eng	610-266	610-266	611-142 ^{Ab}	-	-	-	-
1983-82	2WD, Gas Eng	610-244	610-266	611-142 ^{Ab}	-	-	-	-
1983-82	4WD	610-264	610-312	611-116 ^{Ab}	611-133 ^{Ac}	611-173 ^{Mc}	-	-
1981	2WD	610-244	610-266	611-066 ^S	611-133 ^{Ac}	-	-	-
1981	4WD	610-264	610-312	611-133 ^{Ac}	611-142 ^{Ab}	-	-	-
1980-79	2WD	610-244	610-266	611-066 ^S	611-133 ^{Ac}	-	-	-
1980-79	4WD	610-244	610-312	611-066 ^S	-	-	-	-
1978-73	-	610-266	610-266	611-066 ^S	-	-	-	-
1972-70	-	610-244	610-244	611-066 ^S	-	-	-	-
RAV4								
2006-01	-	610-266	610-266	611-133 ^{Ac}	611-167 ^{Mc}	-	-	-
2000-98	2WD	610-266	610-266	611-133 ^{Ac}	611-167 ^{Mc}	-	-	-
2000-98	4WD	610-266	610-244	611-133 ^{Ac}	611-167 ^{Mc}	-	-	-
1997	2WD, w/ABS	610-266	610-244	611-133 ^{Ac}	611-167 ^{Mc}	-	-	-
1997	2WD, wo/ABS	610-266	610-266	611-133 ^{Ac}	611-167 ^{Mc}	-	-	-
1997	4WD	610-266	610-244	611-133 ^{Ac}	611-167 ^{Mc}	-	-	-
1996	-	610-266	610-244	611-133 ^{Ac}	611-167 ^{Mc}	-	-	-
SEQUOIA								
2006-04	-	610-266	-	611-066 ^S	611-167 ^{Mc}	-	-	-
2003-01	-	610-266	610-244	611-066 ^S	611-167 ^{Mc}	-	-	-
T100								
1998-93	-	610-266	610-312	611-066 ^S	611-142 ^{Ab}	611-169 ^{Mb}	-	-
TACOMA								
2006-02	2WD, 5-Bolt Pattern	610-244	610-266	611-167 ^{Mc}	611-215 ^F	-	-	-
2006-02	2WD, 6-Bolt Pattern	610-266	610-462	611-167 ^{Mc}	611-215 ^F	-	-	-
2006-02	4WD	610-266	610-462	611-167 ^{Mc}	611-215 ^F	-	-	-
2001-98	2WD, 5-Bolt Pattern	610-244	610-266	611-066 ^S	611-167 ^{Mc}	-	-	-
2001-98	2WD, 6-Bolt Pattern	610-266	610-312	611-142 ^{Ab}	611-169 ^{Mb}	-	-	-
2001-98	4WD	610-266	610-312	611-142 ^{Ab}	611-169 ^{Mb}	-	-	-
1997-95	2WD	610-244	610-266	611-066 ^S	611-167 ^{Mc}	-	-	-
1997-95	4WD	610-266	610-312	611-142 ^{Ab}	611-169 ^{Mb}	-	-	-
TUNDRA								
2006-00	-	610-266	610-312	611-066 ^S	611-167 ^{Mc}	611-219 ^H	611-215 ^F	-

Dot 1 The Dot 1 package option allows you to sell in single piece quantity. See page 131 for details.

10

Wheel Stud and Nut Applications

Wheel Stud and Nut Applications



Footnote Example – 611-138^{b,c} Dc= Style (D=Dometop Capped Nut) plus Finish (c=Chrome)

Make/Model/ Years	Application	Front Bolt	Rear Bolt	Standard Nut	Optional & Cap Nuts	Nut Covers
VOLKSWAGEN						
411, 412						
1974-71	-	610-250	610-250	N/R	- - - -	-
BETLE, SUPER BETLE						
2006-98	-	610-318	610-318	N/R	- - - -	-
1979-67	4-Bolt	610-250	610-250	N/R	- - - -	-
1966-54	5-Bolt	610-248	610-248	N/R	- - - -	-
CABRIO						
2002-95	-	610-317	610-317	N/R	- - - -	611-625 ^c
CABRIOLET						
1993-85	-	610-317	610-317	N/R	- - - -	-
CAMPMOBILE						
1970-68	-	610-250	610-250	N/R	- - - -	-
CORRADO						
1994-93	-	610-318	610-318	N/R	- - - -	-
1992	4-Bolt	610-317	610-317	N/R	- - - -	-
1992	5-Bolt	610-318	610-318	N/R	- - - -	-
1991-90	-	610-317	610-317	N/R	- - - -	-
DASHER						
1981-74	w/Aluminum Wheels	610-317	610-317	N/R	- - - -	-
1981-74	w/Steel Wheels	610-249	610-249	N/R	- - - -	-
FASTBACK						
1973-66	-	610-250	610-250	N/R	- - - -	-
1965	4-Bolt	610-250	610-250	N/R	- - - -	-
1965	5-Bolt	610-248	610-248	N/R	- - - -	-
1964-62	-	610-248	610-248	N/R	- - - -	-
FOX						
1993-87	-	610-317	610-317	N/R	- - - -	-
GOLF, GOLF GTI						
2005-00	-	610-318	610-318	N/R	- - - -	-
1999-93	4-Bolt	610-317	610-317	N/R	- - - -	-
1999-93	5-Bolt	610-318	610-318	N/R	- - - -	-
1992-85	-	610-317	610-317	N/R	- - - -	-
JETTA						
2006-00	-	610-318	610-318	N/R	- - - -	-
1999-93	4-Bolt	610-317	610-317	N/R	- - - -	-
1999-93	5-Bolt	610-318	610-318	N/R	- - - -	-
1992-85	-	610-317	610-317	N/R	- - - -	-
1984-80	w/Aluminum Wheels	610-317	610-317	N/R	- - - -	-
1984-80	w/Steel Wheels	610-249	610-249	N/R	- - - -	-
KARMANN GHIA						
1974-67	4-Bolt	610-250	610-250	N/R	- - - -	-
1966-61	5-Bolt	610-248	610-248	N/R	- - - -	-
PASSAT						
2005-98	-	610-318	610-318	N/R	- - - -	-
1997-90	4-Bolt	610-317	610-317	N/R	- - - -	-
1997-90	5-Bolt	610-318	610-318	N/R	- - - -	-
QUANTUM						
1988-82	-	610-317	610-317	N/R	- - - -	-
RABBIT						
1984-75	w/Aluminum Wheels	610-317	610-317	N/R	- - - -	-
1984-75	w/Steel Wheels	610-249	610-249	N/R	- - - -	-
SCIROCCO						
1988-75	w/Aluminum Wheels	610-317	610-317	N/R	- - - -	-
1988-75	w/Steel Wheels	610-249	610-249	N/R	- - - -	-
SQUAREBACK						
1973-66	-	610-250	610-250	N/R	- - - -	-
1965	4-Bolt	610-250	610-250	N/R	- - - -	-
1965	5-Bolt	610-248	610-248	N/R	- - - -	-
1964-62	-	610-248	610-248	N/R	- - - -	-
THING						
1974-73	-	610-248	610-248	N/R	- - - -	-
TRANSPORTER						
1970-60	Bolt	610-250	610-250	N/R	- - - -	-
VANAGON						
1992-86	Front, w/Aluminum Wheels	610-411	-	N/R	- - - -	-
1992-86	Front, w/Steel Wheels	610-250	-	N/R	- - - -	-
1992-86	Rear, w/Aluminum Wheels	-	610-246	-	- - - -	-

10

Wheel Stud and Nut Applications

Wheel Stud and Nut Applications



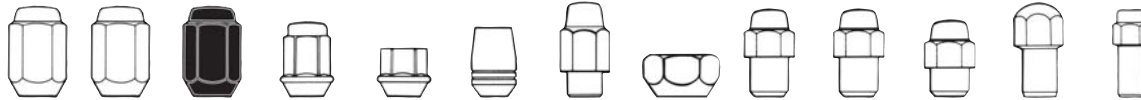
FINISHES:
 b = Black
 c = Chrome
 g = Gray
 s = Stainless

Footnote Example – 611-138^{bc} Dc= Style (D=Dometop Capped Nut) plus Finish (c=Chrome)

Make/Model/ Years	Application	Front Bolt	Rear Bolt	Standard Nut	Optional & Cap Nuts	Nut Covers
VOLKSWAGEN (continued)						
VANAGON (continued)						
1992-86	Rear, w/Steel Wheels	-	610-246	611-067 ^b	-	-
1985-80	Front	610-250	-	N/R	-	-
1985-80	Rear	-	610-246	611-067 ^b	-	-
VOLVO						
142, 144, 145						
1974-68	-	610-315	610-315	611-027 ^s	-	-
164						
1975-70	-	-	-	611-027 ^s	-	-
240, 242, 244, 245, 262, 264, 265						
1993-75	-	610-315	610-315	611-027 ^s	611-122 ^{bc}	-
740, 745, 760						
1992-88	-	610-374	610-372	611-062 ^s	-	-
1987-83	-	610-373	610-372	611-062 ^s	-	-
780						
1991-87	-	610-373	610-372	611-062 ^s	-	-
850						
1997-93	Chrome	610-461	610-461	N/R	-	-
1997-93	Exc. Chrome	610-412	610-412	N/R	-	-
940						
1995-94	-	610-374	610-372	611-062 ^s	611-213 ^{Ac}	-
1993-91	-	610-374	610-457	611-062 ^s	-	-
960						
1997-95	-	610-374	610-372	611-062 ^s	611-213 ^{Ac}	-
1994-92	4-Door	610-374	610-372	611-062 ^s	611-213 ^{Ac}	-
1994-92	5-Door	610-374	610-372	611-062 ^s	611-213 ^{Ac}	-
C70, S70						
2005-98	Chrome	610-461	610-461	N/R	-	-
2005-98	Exc. Chrome	610-412	610-412	N/R	-	-
S40, V40						
2003-00	-	610-460	610-460	611-218 ^f	-	-
S60						
2002-01	w/Alloy Wheels	610-456	610-456	-	-	-
S80						
2002-99	-	610-456	610-456	-	-	-
S90, V90						
1998	-	610-374	610-372	611-062 ^s	611-213 ^{Ac}	-
V70						
2002-01	-	610-456	610-456	-	-	-
2000-98	Chrome	610-461	610-461	N/R	-	-
2000-98	Exc. Chrome	610-412	610-412	N/R	-	-
WILLYS (Also See JEEP)						
PASSENGER CAR						
1961-37	LH	-	-	611-031 ^s	-	-
1961-37	RH	610-032	610-032	611-016 ^s	-	-
YUGO						
CABRIO						
1991-90	-	610-405	610-405	N/R	-	-
GV, GVC, GVL, GVS, GVX						
1992-86	-	610-405	610-405	N/R	-	-

Chrome Wheel Nuts and Nut Kits

Wheel Nut Styles ▶



Size	ACORN 1-PC	ACORN 2-PC	ACORN 2-PC BLACK	BULGE SEAT ACORN CAP	BULGE SEAT OPEN END	DUPLX ACORN	ET CONICAL NUT	OEM STYLE	STD MAG 1-PC	STD MAG 2-PC	SHORT SHANK MAG	DUPLX MAG	CRAGAR SST MAG
7/16"	711-109	711-101	711-111	711-105	711-106	...	711-112	711-830	711-110	711-108	711-107	...	711-102
7/16" Kit	...	711-141	711-148
1/2"	711-209	711-201	711-211	711-205	711-206	711-204	711-212	711-831	711-210	711-208	711-207	711-203	711-202
1/2" Kit	...	711-241	711-248
M12 - 1.50	711-309	711-301	711-311	711-305	711-306	...	711-312	711-832	711-310	711-308	711-307	...	711-302
M12 - 1.50 Kit	...	711-341	711-348
M12 - 1.25	711-409	711-401	711-411	711-405	711-406	...	711-412	711-833	711-410	711-408	711-407	...	711-402
M12 - 1.25 Kit	...	711-441	711-448
M12 - 1.75	711-709	711-705
M14 - 1.5	711-609	711-601	...	711-605	711-606	711-604	...	711-834	711-603	...
M14 - 1.5 Kit	...	711-641
9/16"	711-504*	711-503	...

* Extra long versions of these DUPLX ACORNS are available in part #'s Dorman 711-514.

Chrome Wheel Locks

Wheel Lock Sets ▶



Size	ACORN	BULGE SEAT ACORN CAP	BULGE SEAT OPEN END	DUPLX ACORN	STD MAG	SHORT SHANK MAG	DUPLX MAG	CRAGAR SST MAG
7/16"	711-121	...	711-126	...	711-128	711-127	...	711-122
1/2"	711-221	...	711-226	711-224	711-228	711-227	711-223	711-222
M12 - 1.50	711-321	...	711-326	...	711-328	711-327	...	711-322
M12 - 1.25	711-421	...	711-426	...	711-428	711-427	...	711-422
M12 - 1.75	...	711-728
M14 - 1.5	711-621	...	711-626	711-624	711-623	...
9/16"	711-524	711-523	...

* Extra long versions of these DUPLX ACORNS are available in part #'s Dorman 711-514.

Chrome Mag Wheel Washers



Type	Part #
Standard Mag	711-803
Short Shank	711-802
Duplex Mag	711-801
Keystone Offset	711-807
Keystone Center	711-806
Cragar Offset	711-805
Cragar Center	711-804

10 Chrome Wheel Nuts

Chrome Wheel Nut & Locks (20-pc. Kits)

Thread Size	Type	Color	Part #
1/2"-20	Tuner	Chrome	711-245
1/2"-20	Spline Drive	Chrome	711-255
1/2"-20	Acorn	Blue	711-542
1/2"-20	Acorn	Red	711-543
1/2"-20	Acorn	Gold	711-544
M12-1.25	Tuner	Chrome	711-445
M12-1.25	Spline Drive	Chrome	711-455
M12-1.50	Acorn	Blue	711-342
M12-1.50	Acorn	Red	711-343
M12-1.50	Acorn	Gold	711-344
M12-1.50	Tuner	Chrome	711-345
M12-1.50	Spline Drive	Chrome	711-355

Chrome Wheel Locks (4 pc. Kit)

Thread Size	Type	Color	Part #
1/2"-20	Tuner	Chrome	711-225
M12-1.25	Tuner	Chrome	711-425
M12-1.50	Tuner	Chrome	711-325



Chrome Wheel Nuts (4-pc. Kit)

Thread Size	Type	Color	Part #
1/2"-20	Add-On Nut Set	Blue	711-552
1/2"-20	Add-On Nut Set	Red	711-553
1/2"-20	Add-On Nut Set	Gold	711-554
M12-1.50	Add-On Nut Set	Blue	711-352
M12-1.50	Add-On Nut Set	Red	711-353
M12-1.50	Add-On Nut Set	Gold	711-354

Chrome Wheel Hardware

- Features updated packaging and new product.

**Keep your coverage up-to-date
Don't Miss the Sale!**

Boxed Chrome Wheel Nuts



Thread Size	Hex Size	Type	100 Pack	10 Pack
—	1 1/16" OD	Mag Wheel Nut Washer	611-801	611-001
—	1 7/32" OD	Short Shank Mag Wheel Nut Washer	611-802	611-002
7/16"-20	13/16"	Acorn Bulge Seat Nut	—	611-206
7/16"-20	13/16"	Chrome Acorn Nut (60°)	611-897	611-097
7/16"-20	13/16"	Cragar SST Style Nut	—	611-205
7/16"-20	13/16"	Mag Wheel Nut Long	—	611-105
7/16"-20	13/16"	Mag Wheel Nut Short	—	611-101
1/2"-20	13/16"	Acorn Bulge Seat Nut	—	611-201
1/2"-20	13/16"	Chrome Acorn Nut (60°)	611-898	611-098
1/2"-20	13/16"	Cragar SST Style Nut	—	611-208
1/2"-20	13/16"	Duplex Mag Style Nut	—	611-210
1/2"-20	13/16"	Mag Wheel Nut Long	—	611-106

Thread Size	Hex Size	Type	100 Pack	10 Pack
1/2"-20	13/16"	Mag Wheel Nut Short	—	611-102
1/2"-20	13/16"	Short Mag Style Nut	—	611-209
1/2"-20	13/16"	Standard Mag Nut	—	611-202
1/2"-20	21mm (13/16")	Chrome Acorn Nut (60°)	—	611-099
1/2"-20	7/8"	Duplex Acorn Nut	—	611-204
M12-1.25	21mm (13/16")	Mag Wheel Nut Long	—	611-107
M12-1.25	21mm (13/16")	Mag Wheel Nut Short	—	611-103
M12-1.5	21mm (13/16")	Acorn Bulge Seat Nut	—	611-203
M12-1.5	21mm (13/16")	Cragar SST Style Nut	—	611-207
M12-1.5	21mm (13/16")	Chrome Acorn Nut (60°)	611-900	611-100
M12-1.5	21mm (13/16")	Mag Wheel Nut Long	611-908	611-108
M12-1.5	21mm (13/16")	Mag Wheel Nut Short	—	611-104

Chrome Wheel Hardware Applications

Make/Model/Years	Thread Size
ACURA	
CL 2003-97	M12-1.5
INTEGRA 2001-86	M12-1.5
LEGEND 1995-86	M12-1.5
MDX 2005-01	M12-1.5
NSX 2005-91	M12-1.5
RL 2005-96	M12-1.5
RSX 2005-02	M12-1.5
SLX 1999-96	M12-1.5
TL 2005-95	M12-1.5
TSX 2005-04	M12-1.5
VIGOR 1994-92	M12-1.5
ALFA ROMEO	
164 1992-91	M12-1.25
AMERICAN MOTORS	
AMBASSADOR 1974-60	1/2"-20
AMERICAN 1968-60	1/2"-20
AMX 1980-68	1/2"-20
CONCORD 1983-78	1/2"-20
EAGLE 1988-80	1/2"-20
GREMLIN 1978-70	1/2"-20
HORNET 1977-70	1/2"-20
JAVELIN 1974-68	1/2"-20
MARLIN 1967-65	1/2"-20
MATADOR 1978-71	1/2"-20
PACER 1980-75	1/2"-20
RAMBLER 1969-69	1/2"-20
REBEL 1970-67	1/2"-20
ROGUE 1967-67	1/2"-20
SPIRIT 1983-79	1/2"-20
1983-79	M12-1.25
AUDI	
100 1994-89	M14-1.5
100 QUATTRO 1994-89	M14-1.5
200 1991-89	M14-1.5
200 QUATTRO 1991-89	M14-1.5
4000 1983-80	M12-1.5
4000CS QUATTRO 1987-86	M14-1.5
4000S 1987-85	M14-1.5
1987-84	M12-1.5
4000S QUATTRO 1985-84	M14-1.5
5000 1988-78	M14-1.5
5000CS QUATTRO 1988-86	M14-1.5
5000S QUATTRO 1988-87	M14-1.5
80 1992-88	M14-1.5
80 QUATTRO 1992-88	M14-1.5
90 1995-88	M14-1.5
90 QUATTRO 1995-88	M14-1.5
A4 2005-96	M14-1.5
A4 QUATTRO 2005-96	M14-1.5
A6 2004-95	M14-1.5
A6 QUATTRO 2004-95	M14-1.5
A8 1999-97	M14-1.5
A8 QUATTRO 2003-97	M14-1.5
2003-00	M12-1.5
ALLROAD QUATTRO 2005-01	M14-1.5
CABRIOLET 1998-94	M14-1.5
COUPE 1987-85	M14-1.5
1984-81	M12-1.5
COUPE QUATTRO 1991-90	M14-1.5
FOX 1979-73	M12-1.5
QUATTRO 1985-83	M14-1.5

Make/Model/Years	Thread Size
AUDI (continued)	
S4 2005-92	M14-1.5
S6 2004-95	M14-1.5
S8 2003-01	M12-1.5
2003-01	M14-1.5
TT 2005-00	M14-1.5
TT QUATTRO 2005-00	M14-1.5
V8 QUATTRO 1994-90	M14-1.5
BMW	
1600 1971-68	M12-1.5
1600Ti 1968-68	M12-1.5
2002 1976-68	M12-1.5
2002Ti 1971-68	M12-1.5
2002Ti 1974-71	M12-1.5
2500 1971-68	M12-1.5
2800 1974-68	M12-1.5
2800CS 1971-68	M12-1.5
3.0CS 1974-71	M12-1.5
3.0CSi 1974-71	M12-1.5
3.0CSL 1971-71	M12-1.5
3.0S 1974-71	M12-1.5
3.0Si 1976-71	M12-1.5
318i 1998-84	M12-1.5
318iC 1997-91	M12-1.5
318iS 1997-91	M12-1.5
318Ti 1999-95	M12-1.5
320i 1983-77	M12-1.5
323Ci 2000-00	M12-1.5
323i 2000-99	M12-1.5
323iC 1999-98	M12-1.5
323iS 1999-98	M12-1.5
325 1988-87	M12-1.5
325Ci 2005-01	M12-1.5
325e 1987-84	M12-1.5
325i 2005-87	M12-1.5
325iC 1995-87	M12-1.5
325iS 1995-87	M12-1.5
325X 1991-88	M12-1.5
325Xi 2005-01	M12-1.5
328Ci 2000-00	M12-1.5
328i 2000-96	M12-1.5
328iC 1999-96	M12-1.5
328iS 1999-96	M12-1.5
330Ci 2005-01	M12-1.5
330i 2005-01	M12-1.5
330Xi 2005-01	M12-1.5
524TD 1986-85	M12-1.5
525i 2005-89	M12-1.5
525iT 1995-93	M12-1.5
528e 1988-82	M12-1.5
528i 2000-79	M12-1.5
528iT 2000-99	M12-1.5
530i 2002-75	M12-1.5
530iT 1995-94	M12-1.5
533i 1984-83	M12-1.5
535i 1993-85	M12-1.5
535iS 1988-88	M12-1.5
540i 2003-94	M12-1.5
540iT 2000-99	M12-1.5
545i 2005-04	M12-1.5
630CSi 1977-77	M12-1.5
633CSi 1984-78	M12-1.5

Make/Model/Years	Thread Size
BMW (continued)	
635CSi 1989-85	M12-1.5
645Ci 2005-04	M12-1.5
733i 1984-78	M12-1.5
735i 1992-85	M12-1.5
735iL 1992-88	M12-1.5
740i 2001-93	M12-1.5
740iL 2001-93	M12-1.5
750iL 2001-88	M12-1.5
840Ci 1997-94	M12-1.5
850Ci 1997-93	M12-1.5
850CSi 1995-94	M12-1.5
850i 1992-91	M12-1.5
M3 2005-88	M12-1.5
M5 2003-88	M12-1.5
M6 1988-87	M12-1.5
X3 2005-04	M12-1.5
X5 2001-00	M12-1.5
Z3 2002-96	M12-1.5
Z4 2005-03	M12-1.5
Z8 2003-01	M12-1.5
BUICK	
APOLLO 1975-73	7/16"-20
CENTURION 1973-71	1/2"-20
CENTURY 2005-82	M12-1.5
1981-73	7/16"-20
1958-54	9/16"-18
ELECTRA 1990-85	M12-1.5
1984-61	1/2"-20
1961-61	1/2"-20L
1960-59	9/16"-18
ELECTRA 225 1967-62	1/2"-20
1963-62	1/2"-20L
ESTATE WAGON 1980-70	1/2"-20
GRAN SPORT 1967-65	7/16"-20
GS 1972-70	7/16"-20
GS 350 1969-68	7/16"-20
GS 400 1969-68	7/16"-20
GS 455 1972-70	7/16"-20
INVICTA 1963-61	1/2"-20
1963-61	1/2"-20L
1960-59	9/16"-18
LESABRE 2005-86	M12-1.5
1985-77	7/16"-20
1985-61	1/2"-20
1963-61	1/2"-20L
1960-59	9/16"-18
LIMITED 1958-58	9/16"-18
PARK AVENUE 2005-91	M12-1.5
REATA 1991-88	M12-1.5
REGAL 2004-82	M12-1.5
1981-73	7/16"-20
RENDEZVOUS 2005-02	M12-1.5
RIVIERA 1999-79	M12-1.5
1978-63	1/2"-20
1963-63	1/2"-20L
ROADMASTER 1996-91	M12-1.5
1958-51	9/16"-18
SKYHAWK 1989-82	M12-1.5
1980-75	7/16"-20
SKYLARK 1998-80	M12-1.5
1979-61	7/16"-20

Chrome Wheel Hardware Applications

10

Chrome Wheel Hardware Applications

Make/Model/Years	Thread Size
BUICK (continued)	
SKYLARK (continued)	1963-61 7/16"-20L 1954-54 9/16"-18
SOMERSET	1987-85 M12-1.5
SPECIAL	1969-61 7/16"-20 1963-61 7/16"-20L 1958-51 9/16"-18
SPORTWAGON	1972-65 7/16"-20
SUPER	1958-51 9/16"-18
TERRAZA	2005-05 M12-1.5
WILDCAT	1970-63 1/2"-20 1963-63 1/2"-20L

Make/Model/Years	Thread Size
CADILLAC	
ALLANTE	1993-87 M12-1.5
CALAIS	1976-65 1/2"-20
CATERA	2001-97 M12-1.5
CIMARRON	1988-82 M12-1.5
CONCOURS	1999-97 M14-1.5 1999-94 M12-1.5
CTS	2005-03 M12-1.5
DEVILLE	2005-85 M12-1.5 1999-97 M14-1.5 1984-55 1/2"-20 1959-55 1/2"-20L
ELDORADO	2002-79 M12-1.5 1978-55 1/2"-20 1959-55 1/2"-20L
ESCALADE	2005-99 M14-1.5
FLEETWOOD	1984-65 1/2"-20
FLEETWOOD (FWD)	1993-86 M12-1.5
FLEETWOOD (FWD) COMMERCIAL CHASSIS	1992-85 M12-1.5
FLEETWOOD (RWD)	1996-91 M12-1.5 1996-85 1/2"-20
FLEETWOOD (RWD) COMMERCIAL CHASSIS	1996-93 1/2"-20 1996-93 M12-1.5
FLEETWOOD COMMERCIAL CHASSIS	1984-68 1/2"-20
SERIES 60 FLEETWOOD	1964-50 1/2"-20 1959-55 1/2"-20L
SERIES 61	1951-50 1/2"-20
SERIES 62	1964-55 1/2"-20 1959-55 1/2"-20L
SERIES 70 FLEETWOOD ELDORADO	1958-58 1/2"-20 1958-58 1/2"-20L
SERIES 75 FLEETWOOD	1964-50 1/2"-20 1959-55 1/2"-20L
SEVILLE	2004-80 M12-1.5 1979-77 1/2"-20 1976-76 7/16"-20
SRX	2005-04 M12-1.5
STS	2005-05 M12-1.5
XLR	2005-04 M12-1.5

Make/Model/Years	Thread Size
CHECKER	
MARATHON	1982-71 1/2"-20
CHEVROLET	
BEL AIR	1975-71 1/2"-20 1970-50 7/16"-20
BERETTA	1996-87 M12-1.5
BISCAYNE	1972-71 1/2"-20 1970-58 7/16"-20
BROOKWOOD	1972-71 1/2"-20 1970-69 7/16"-20
CAMARO	2002-82 M12-1.5 1981-67 7/16"-20
CAPRICE	1996-91 M12-1.5 1990-71 1/2"-20 1990-66 7/16"-20
CAVALIER	2005-82 M12-1.5
CELEBRITY	1990-82 M12-1.5
CHEVELLE	1973-64 7/16"-20
CHEVETTE	1987-76 M12-1.5
CHEVY II	1969-62 7/16"-20
CITATION	1985-80 M12-1.5
COBALT	2005-05 M12-1.5
CORSICA	1996-87 M12-1.5
CORVAIR	1969-60 7/16"-20
CORVETTE	2005-84 M12-1.5 1982-53 7/16"-20
DEL RAY	1958-58 7/16"-20

Make/Model/Years	Thread Size
CHEVROLET (continued)	
EL CAMINO	1987-82 M12-1.5 1981-59 7/16"-20
EQUINOX	2005-05 M12-1.5
FLEETLINE	1952-46 7/16"-20
FLEETMASTER	1948-46 7/16"-20
IMPALA	2005-00 M12-1.5 1985-71 1/2"-20 1985-59 7/16"-20
IMPALA SS	1996-94 M12-1.5
KINGSWOOD	1972-71 1/2"-20 1970-69 7/16"-20
LAGUNA	1976-73 7/16"-20
LUMINA	2001-90 M12-1.5
LUMINA APV	1996-90 M12-1.5
MALIBU	2003-82 M12-1.5 1981-64 7/16"-20
MALIBU CLASSIC	2005-04 M12-1.5
MALIBU MAXX	2005-04 M12-1.5
METRO	2001-99 M12-1.25
MONTE CARLO	2005-82 M12-1.5 1981-70 7/16"-20
MONZA	1980-75 7/16"-20
NOVA	1988-85 M12-1.5 1979-62 7/16"-20
ONE-FIFTY SERIES	1957-53 7/16"-20
PRIZM	2002-98 M12-1.5
SPECTRUM	1988-85 M12-1.5
SPRINT	1988-85 M10-1.25
STYLELINE DELUXE	1952-49 7/16"-20
STYLELINE SPECIAL	1952-49 7/16"-20
STYLEMASTER SERIES	1948-46 7/16"-20
TOWNSMAN	1972-71 1/2"-20 1970-69 7/16"-20
TWO-TEN SERIES	1957-53 7/16"-20
UPLANDER	2005-05 M12-1.5
VEGA	1977-71 7/16"-20
VENTURE VAN	2005-97 M12-1.5

Make/Model/Years	Thread Size
CHEVROLET TRUCK	
ASTRO	2005-03 M14-1.5 2002-85 1/2"-20
AVALANCHE 1500	2005-02 M14-1.5
AVALANCHE 2500	2005-02 M14-1.5
BLAZER	1994-92 M14-1.5 1991-69 7/16"-20 1986-71 1/2"-20
C10 PICKUP	1986-71 1/2"-20 1971-71 9/16"-18 1970-61 7/16"-20
C10 SUBURBAN	1986-71 1/2"-20 1970-68 7/16"-20
C1500 PICKUP	1999-88 M14-1.5
C1500 SUBURBAN	1999-92 M14-1.5
C20 PICKUP	1986-71 9/16"-18 1970-61 1/2"-20
C20 SUBURBAN	1986-71 9/16"-18 1970-68 1/2"-20
C2500 PICKUP	2000-88 M14-1.5
C2500 SUBURBAN	1999-92 M14-1.5
C30 PICKUP	1986-71 9/16"-18 1970-67 5/8"-18 1970-61 1/2"-20
C3500 PICKUP	2002-91 5/8"-18 2001-88 M14-1.5 1995-94 9/16"-18
COLORADO	2005-04 M12-1.5
EXPRESS 1500	2005-96 M14-1.5
EXPRESS 2500	2005-96 M14-1.5
EXPRESS 3500	2005-96 M14-1.5
G10 VAN	1995-75 1/2"-20 1974-64 7/16"-20
G20 VAN	1995-71 1/2"-20 1971-67 7/16"-20
G30 VAN	1996-71 9/16"-18 1971-71 1/2"-20
K10 PICKUP	1986-61 7/16"-20
K10 SUBURBAN	1986-68 7/16"-20
K1500 PICKUP	1999-88 M14-1.5
K1500 SUBURBAN	1999-92 M14-1.5
K20 PICKUP	1986-71 9/16"-18 1970-61 1/2"-20
K20 SUBURBAN	1986-71 9/16"-18 1970-68 1/2"-20

Make/Model/Years	Thread Size
CHEVROLET TRUCK (continued)	
K2500 PICKUP	2000-88 M14-1.5
K2500 SUBURBAN	1999-92 M14-1.5
K30 PICKUP	1986-77 9/16"-18 1978-77 5/8"-18
K3500 PICKUP	2000-88 M14-1.5 1991-91 5/8"-18
LLV (POSTAL VEHICLE)	1995-87 M12-1.5
LUV PICKUP	1982-72 M12-1.5
P10 VAN	1980-71 1/2"-20 1970-62 7/16"-20
P20 VAN	1989-71 9/16"-18 1970-61 1/2"-20
P30 VAN	1999-71 9/16"-18 1999-67 5/8"-18 1970-61 1/2"-20
PICKUP/SUBURBAN	1960-51 7/16"-20 1960-46 1/2"-20
R10 PICKUP	1987-87 1/2"-20
R10 SUBURBAN	1988-87 1/2"-20
R1500 SUBURBAN	1991-89 1/2"-20
R20 PICKUP	1988-87 9/16"-18
R20 SUBURBAN	1988-87 9/16"-18
R2500 PICKUP	1989-89 M14-1.5
R2500 SUBURBAN	1991-89 9/16"-18
R30 PICKUP	1988-87 9/16"-18
R3500 PICKUP	1991-89 9/16"-18
S10 BLAZER	2005-83 M12-1.5 2004-03 M14-1.5
S10 PICKUP	2004-82 M12-1.5 2004-03 M14-1.5
S10 TRAILBLAZER	2005-02 M12-1.5
SILVERADO 1500	2005-99 M14-1.5
SILVERADO 1500 HD	2005-01 M14-1.5
SILVERADO 2500	2004-99 M14-1.5
SILVERADO 2500 HD	2005-01 M14-1.5
SILVERADO 3500	2005-01 M14-1.5
SUBURBAN	1967-61 1/2"-20 1967-61 7/16"-20
SUBURBAN 1500	2005-00 M14-1.5
SUBURBAN 2500	2005-00 M14-1.5
TAHOE	2005-95 M14-1.5
TRACKER	2004-98 M12-1.25
V10 PICKUP	1987-87 7/16"-20
V10 SUBURBAN	1988-87 7/16"-20
V1500 SUBURBAN	1991-89 7/16"-20
V20 PICKUP	1987-87 9/16"-18
V20 SUBURBAN	1988-87 9/16"-18
V2500 SUBURBAN	1991-89 9/16"-18
V30 PICKUP	1988-87 9/16"-18
V3500 PICKUP	1991-89 9/16"-18

Make/Model/Years	Thread Size
CHRYSLER	
300	1971-63 1/2"-20 1971-63 1/2"-20L
300M	2004-99 M12-1.5
CIRRUS	2000-95 M12-1.5
CONCORDE	2004-93 M12-1.5
CONQUEST	1989-87 M12-1.5
CORDOBA	1983-75 1/2"-20 1983-75 1/2"-20L
E CLASS	1984-83 M12-1.5
EXECUTIVE LIMOUSINE	1985-85 M12-1.5
EXECUTIVE SEDAN	1984-83 M12-1.5
FIFTH AVENUE	1989-83 1/2"-20 1989-83 1/2"-20L
GRAND VOYAGER	2000-00 M12-1.5
IMPERIAL	1993-90 M12-1.5 1983-67 1/2"-20 1983-67 1/2"-20L 1967-63 9/16"-18
LASER	1986-84 M12-1.5
LEBARON	1995-82 M12-1.5 1981-77 1/2"-20 1981-77 1/2"-20L
LEBARON GTS	1989-85 M12-1.5
LHS	2001-94 M12-1.5
NEW YORKER	1996-83 M12-1.5 1981-63 1/2"-20 1981-63 1/2"-20L
NEWPORT	1981-63 1/2"-20 1981-63 1/2"-20L
PACIFICA	2005-04 M12-1.5

Chrome Wheel Hardware Applications

Make/Model/Years	Thread Size
CHRYSLER (continued)	
PROWLER 2002-02	M12-1.5
PT CRUISER 2005-01	M12-1.5
SEBRING 2005-95	M12-1.5
TC MASERATI 1991-89	M12-1.5
TOWN & COUNTRY 1988-82	M12-1.5
1981-63	1/2"-20
1981-63	1/2"-20L
TOWN & COUNTRY VAN 2005-90	M12-1.5
2003-00	M12-1.5
DAIHATSU	
CHARADE 1992-88	M12-1.5
ROCKY 1992-90	M12-1.5
DODGE	
330 1964-63	1/2"-20
1964-63	1/2"-20L
400 1983-82	M12-1.5
440 1964-63	1/2"-20
1964-63	1/2"-20L
600 1988-83	M12-1.5
880 1964-63	1/2"-20
1964-63	1/2"-20L
ARIES 1989-81	M12-1.5
ASPEN 1980-76	1/2"-20
1980-76	1/2"-20L
AVENGER 2000-95	M12-1.5
CARAVAN 2005-84	M12-1.5
CHALLENGER 1983-78	M12-1.5
1974-70	1/2"-20
1974-70	1/2"-20L
CHARGER 1987-83	M12-1.5
1978-66	1/2"-20
1978-66	1/2"-20L
COLT 1994-71	M12-1.5
COLT VISTA 1991-84	M12-1.5
CONQUEST 1986-84	M12-1.5
CORONET 1976-49	1/2"-20
1976-49	1/2"-20L
1955-53	9/16"-18
CUSTOM 1965-46	1/2"-20
1965-46	1/2"-20L
1955-54	9/16"-18
DART 1976-62	7/16"-20
1976-60	1/2"-20
1976-60	1/2"-20L
1970-62	7/16"-20L
DAYTONA 1993-84	M12-1.5
DELUXE 1948-46	1/2"-20
1948-46	1/2"-20L
DIPLOMAT 1989-77	1/2"-20
1989-77	1/2"-20L
DYNASTY 1993-88	M12-1.5
GRAND CARAVAN 2005-88	M12-1.5
INTREPID 2004-93	M12-1.5
LANCER 1989-85	M12-1.5
1962-61	7/16"-20
1962-61	7/16"-20L
MAGNUM 1979-78	1/2"-20
1979-78	1/2"-20L
MATADOR 1960-60	1/2"-20
1960-60	1/2"-20L
MEADOWBROOK 1954-53	9/16"-18
1954-49	1/2"-20
1954-49	1/2"-20L
MIRADA 1983-80	1/2"-20
1983-80	1/2"-20L
MONACO 1992-90	M12-1.5
1978-65	1/2"-20
1978-65	1/2"-20L
NEON 2005-95	M12-1.5
OMNI 1990-78	M12-1.5
POLARA 1973-60	1/2"-20
1973-60	1/2"-20L
ROYAL MONACO 1977-75	1/2"-20
1977-75	1/2"-20L
SHADOW 1994-87	M12-1.5
SPIRIT 1995-89	M12-1.5
ST. REGIS 1981-79	1/2"-20
1981-79	1/2"-20L
STEALTH 1996-91	M12-1.5
STRATUS 2005-95	M12-1.5
VIPER 2005-92	1/2"-20
WAYFARER 1952-49	1/2"-20

Make/Model/Years	Thread Size
DODGE (continued)	
WAYFARER 1952-49	1/2"-20L
DODGE TRUCK	
A100 VAN 1970-64	1/2"-20
1970-64	1/2"-20L
B100 VAN 1980-71	1/2"-20
1980-71	1/2"-20L
B150 VAN 1994-81	1/2"-20
1994-81	1/2"-20L
B1500 VAN 1998-95	1/2"-20
1998-95	1/2"-20L
B200 VAN 1980-71	1/2"-20
1980-71	1/2"-20L
B250 VAN 1994-81	1/2"-20
1994-81	1/2"-20L
B2500 VAN 1998-98	9/16"-18
1997-97	5/8"-18
1997-95	1/2"-20
1997-95	1/2"-20L
B300 VAN 1980-71	1/2"-20
1980-71	5/8"-18
1972-71	1/2"-20L
1972-71	5/8"-18L
B350 VAN 1994-81	1/2"-20
1994-81	5/8"-18
B3500 VAN 1998-98	9/16"-18
1997-95	1/2"-20
1997-95	5/8"-18
CB300 1980-74	1/2"-20
1980-74	5/8"-18
D100 PICKUP 1989-70	1/2"-20
1989-70	1/2"-20L
D100 PICKUP/PANEL 1969-63	1/2"-20L
1969-60	1/2"-20
D150 PICKUP 1993-77	1/2"-20
1993-77	1/2"-20L
D200 PICKUP 1980-70	1/2"-20
1978-72	5/8"-18
1972-72	5/8"-18L
1972-70	1/2"-20L
D200 PICKUP/PANEL 1969-63	1/2"-20
1969-63	1/2"-20L
1968-63	5/8"-18
1968-63	5/8"-18L
D250 PICKUP 1993-81	1/2"-20
D300 PICKUP 1980-74	1/2"-20
1980-70	5/8"-18
1973-70	5/8"-18L
D300 PICKUP/PANEL 1969-63	5/8"-18
1969-63	5/8"-18L
D350 PICKUP 1993-81	1/2"-20
1993-81	5/8"-18
D50 PICKUP 1982-79	M12-1.5
DAKOTA 2005-87	1/2"-20
1997-87	1/2"-20L
DURANGO 2005-98	1/2"-20
M300 1974-68	5/8"-18
1968-68	5/8"-18L
M350 1974-74	5/8"-18
MINI RAM VAN 1988-84	M12-1.5
P100 VAN 1968-68	1/2"-20
1968-68	1/2"-20L
P200 VAN 1972-68	1/2"-20
1972-68	1/2"-20L
P300 VAN 1972-68	5/8"-18
1972-68	5/8"-18L
P375 VAN 1968-68	5/8"-18
1968-68	5/8"-18L
PICKUP/PANEL 1959-53	1/2"-20
1956-53	1/2"-20L
RAIDER 1989-87	M12-1.5
RAM 1500 PICKUP 2005-02	9/16"-18
2001-94	1/2"-20
RAM 1500 VAN 2003-99	1/2"-20
RAM 2500 PICKUP 2005-03	9/16"-18
2002-94	9/16"-18
RAM 2500 VAN 2003-99	9/16"-18
RAM 3500 PICKUP 2005-03	9/16"-18
2002-94	9/16"-18
RAM 3500 VAN 2003-99	9/16"-18
RAM 50 1991-85	M12-1.5
RAM 50 PICKUP 1993-83	M12-1.5
RAMCHARGER 1993-75	1/2"-20L
1993-74	1/2"-20

Make/Model/Years	Thread Size
DODGE TRUCK (continued)	
RAMPAGE 1984-82	M12-1.5
ROYAL MINI RAM 1987-84	M12-1.5
W100 PICKUP 1989-70	1/2"-20
1989-70	1/2"-20L
W100 PICKUP/PANEL 1969-63	1/2"-20L
1969-60	1/2"-20
W150 PICKUP 1993-77	1/2"-20
1993-77	1/2"-20L
W200 PICKUP 1980-70	1/2"-20
1978-72	5/8"-18
1972-72	5/8"-18L
1972-70	1/2"-20L
W200 PICKUP/PANEL 1969-63	1/2"-20
1969-63	1/2"-20L
W250 PICKUP 1993-81	1/2"-20
W300 PICKUP 1980-78	1/2"-20
1980-70	5/8"-18
1973-70	5/8"-18L
W300 PICKUP/PANEL 1969-61	5/8"-18
1969-61	5/8"-18L
W350 PICKUP 1993-81	1/2"-20
1993-81	5/8"-18
EAGLE	
MEDALLION 1989-88	M12-1.5
PREMIER 1992-88	M12-1.5
SUMMIT 1996-89	M12-1.5
TALON 1998-90	M12-1.5
VISION 1997-93	M12-1.5
FIAT	
124 1981-69	M12-1.25
128 1979-71	M12-1.25
131 1978-75	M12-1.25
850 1973-69	M12-1.25
BRAVA 1981-79	M12-1.25
STRADA 1982-79	M12-1.25
X-1/9 1983-74	M12-1.25
FORD	
ASPIRE 1997-94	M12-1.5
CONTOUR 2000-95	M12-1.5
COUNTRY SEDAN 1974-50	1/2"-20
COUNTRY SQUIRE 1991-50	1/2"-20
COURIER SEDAN DELIVERY 1960-54	1/2"-20
CRESTLINE 1954-50	1/2"-20
CROWN VICTORIA 2005-83	1/2"-20
2005-05	1/2"-20
CUSTOM 1972-50	1/2"-20
CUSTOM 300 1960-58	1/2"-20
CUSTOM 500 1977-49	1/2"-20
CUSTOMLINE 1956-52	1/2"-20
DEL RIO WAGON 1958-57	1/2"-20
DELUXE 1951-46	1/2"-20
ELITE 1976-75	1/2"-20
ESCORT 2002-83	M12-1.5
1983-81	1/2"-20
EXP 1988-83	M12-1.5
1983-82	1/2"-20
FAIRLANE 1970-55	1/2"-20
FAIRMONT 1983-78	1/2"-20
FALCON 1970-60	1/2"-20
FALCON SEDAN DELIVERY 1965-61	1/2"-20
FESTIVA 1993-88	M12-1.5
FIESTA 1980-78	M12-1.5
FOCUS 2005-00	M12-1.5
FORD 300 1963-63	1/2"-20
FULL SIZE 1949-49	1/2"-20
GALAXIE 1967-59	1/2"-20
GALAXIE 500 1974-68	1/2"-20
GRAN TORINO 1976-72	1/2"-20
GRANADA 1982-75	1/2"-20
LTD 1986-65	1/2"-20
LTD II 1979-77	1/2"-20
MAINLINE 1956-52	1/2"-20
MAVERICK 1977-70	1/2"-20
MUSTANG 2004-64	1/2"-20
MUSTANG II 1978-74	1/2"-20
PARK LANE WAGON 1956-56	1/2"-20
PINTO 1980-71	1/2"-20
PROBE 1997-89	M12-1.5
RANCH WAGON 1976-50	1/2"-20
RANCHERO 1979-57	1/2"-20
SKYLINER 1959-54	1/2"-20

Chrome Wheel Hardware Applications

10

Chrome Wheel Hardware Applications

Make/Model/Years	Thread Size
FORD (continued)	
SPRINT	1964-63 1/2"-20
STARLINER	1961-60 1/2"-20
SUNLINER	1964-52 1/2"-20
SUPER DELUXE	1948-46 1/2"-20
TAURUS	2005-86 M12-1.5
TEMPO	1994-84 M12-1.5
THUNDERBIRD	2003-89 M12-1.5
	1988-55 1/2"-20
TORINO	1976-68 1/2"-20
VICTORIA	1964-51 1/2"-20
ZX2	2003-98 M12-1.5

Make/Model/Years	Thread Size
FORD TRUCK	
AEROSTAR	1997-86 1/2"-20
BRONCO	1996-66 1/2"-20
BRONCO II	1990-84 1/2"-20
COURIER	1982-80 M12-1.5
E SUPER DUTY	2002-99 9/16"-18
E-100 ECONOLINE	1983-68 1/2"-20
E-150 ECONOLINE	2005-75 1/2"-20
E-200 ECONOLINE	1974-69 1/2"-20
E-250 ECONOLINE	2005-84 9/16"-18
	1989-75 1/2"-20
E-300 ECONOLINE	1974-73 9/16"-18L
	1974-69 1/2"-20
	1974-69 9/16"-18
E-350 ECONOLINE	2005-75 9/16"-18
	1984-75 9/16"-18L
E-450 ECONOLINE	2005-03 9/16"-18
ECONOLINE VAN	1967-61 1/2"-20
ESCAPE	2005-01 M12-1.5
EXCURSION	2005-00 M12-1.5
	2005-00 M14-2.0
EXPEDITION	2005-01 M14-2.0
	2000-97 M12-1.75
EXPLORER	2005-91 1/2"-20
	2005-02 1/2"-20
F SERIES PICKUP	1959-53 1/2"-20
F-100 PICKUP	1983-60 1/2"-20
F-150 PICKUP	2005-97 M12-1.75
	2005-01 M14-2.0
	2005-00 9/16"-18
	1996-75 1/2"-20
F-250 PICKUP	1999-97 M12-1.75
	1997-80 9/16"-18
	1989-60 1/2"-20
	1983-80 9/16"-18L
F-250 SUPER DUTY PICKUP	2005-99 9/16"-18
	2005-99 M14-2.0
	2005-01 M12-1.5
	2000-99 M12-1.75
F-350 PICKUP	1997-67 9/16"-18
	1985-79 1/2"-20
	1984-67 9/16"-18L
	1966-63 5/8"-18
	1966-63 5/8"-18L
F-350 SUPER DUTY PICKUP	2005-99 M12-1.5
	2005-99 M14-2.0
F-450 SUPER DUTY PICKUP	2005-99 M12-1.5
	2005-99 M14-2.0
	1997-90 9/16"-18
F-500 PICKUP	1977-75 3/4-16
	1977-75 3/4-16L
F-550 SUPER DUTY PICKUP	2005-99 M12-1.5
	2005-99 M14-2.0
F53 STRIPPED CHASSIS	1997-89 9/16"-18
F59 STRIPPED CHASSIS	1996-89 9/16"-18
M-450	1974-74 3/4-16
	1974-74 3/4-16L
P-350	1976-68 1/2"-20
	1976-68 5/8"-18
	1976-68 9/16"-18
	1976-68 9/16"-18L
P-400	1976-75 1/2"-20
	1976-75 5/8"-18
	1976-75 9/16"-18
	1976-75 9/16"-18L

Make/Model/Years	Thread Size
FORD TRUCK (continued)	
P-500	1977-75 3/4-16
	1977-75 3/4-16L
P100 VAN	1967-65 1/2"-20
RANGER	2005-83 1/2"-20
WINDSTAR	2003-95 M12-1.5
GEO	
METRO	1998-90 M12-1.25
	1994-89 M10-1.25
PRIZM	1997-89 M12-1.5
SPECTRUM	1989-89 M12-1.5
STORM	1993-90 M12-1.5
TRACKER	1997-89 M12-1.25

Make/Model/Years	Thread Size
GMC TRUCK	
1000 SERIES PICKUP/SUBURBAN	1965-61 7/16"-20
1500 SERIES PICKUP/SUBURBAN	1965-61 7/16"-20
2500 SERIES PICKUP/SUBURBAN	1963-61 1/2"-20
C15/C1500 PICKUP	1986-71 1/2"-20
	1970-66 7/16"-20
C15/C1500 SUBURBAN	1986-71 1/2"-20
	1970-68 7/16"-20
C1500 PICKUP	1999-88 M14-1.5
C1500 SUBURBAN	1999-92 M14-1.5
C25/C2500 PICKUP	1986-71 9/16"-18
	1970-66 1/2"-20
C25/C2500 SUBURBAN	1986-71 9/16"-18
	1970-68 1/2"-20
C2500 PICKUP	2000-88 M14-1.5
C2500 SUBURBAN	1999-92 M14-1.5
C35/C3500 PICKUP	1986-71 9/16"-18
	1970-67 1/2"-20
	1970-67 5/8"-18
C3500 PICKUP	2002-91 5/8"-18
	2001-88 M14-1.5
	1995-94 9/16"-18
CABALLERO	1987-82 M12-1.5
	1981-78 7/16"-20
CANYON	2005-04 M12-1.5
G15/G1500 VAN	1995-75 1/2"-20
	1974-64 7/16"-20
G25/G2500 VAN	1995-71 1/2"-20
	1971-67 7/16"-20
G35/G3500 VAN	1996-71 9/16"-18
	1971-71 1/2"-20
JIMMY	1991-70 7/16"-20
	1986-71 1/2"-20
K15/K1500 PICKUP	1986-66 7/16"-20
K15/K1500 SUBURBAN	1986-68 7/16"-20
K1500 PICKUP	1999-88 M14-1.5
K1500 SUBURBAN	1999-92 M14-1.5
K25/K2500 PICKUP	1986-71 9/16"-18
	1970-67 1/2"-20
K25/K2500 SUBURBAN	1986-71 9/16"-18
	1970-68 1/2"-20
K2500 PICKUP	2000-88 M14-1.5
K2500 SUBURBAN	1999-92 M14-1.5
K35/K3500 PICKUP	1986-79 9/16"-18
K35/K3500 PICKUP	1978-77 5/8"-18
	1978-77 9/16"-18
K3500 PICKUP	2000-88 M14-1.5
	1991-91 5/8"-18
P15/P1500 VAN	1980-71 1/2"-20
	1970-67 7/16"-20
P25/P2500 VAN	1989-71 9/16"-18
	1970-66 1/2"-20
P35/P3500 VAN	1999-71 9/16"-18
	1999-67 5/8"-18
	1970-66 1/2"-20
PB1000 SERIES	1965-63 7/16"-20
PB15 SERIES	1966-66 7/16"-20
PB25 SERIES	1966-66 1/2"-20
PB2500 SERIES	1963-63 1/2"-20
PICKUP/SUBURBAN	1960-53 1/2"-20
	1960-53 7/16"-20
R1500 PICKUP	1987-87 1/2"-20
R1500 SUBURBAN	1991-87 1/2"-20
R2500 PICKUP	1989-89 M14-1.5
	1988-87 9/16"-18
R2500 SUBURBAN	1991-87 9/16"-18
R3500 PICKUP	1991-87 9/16"-18

Make/Model/Years	Thread Size
GMC TRUCK (continued)	
S15 ENVOY	2005-02 M12-1.5
	2004-03 M14-1.5
S15 JIMMY	2001-83 M12-1.5
S15 PICKUP	1990-82 M12-1.5
S15 SONOMA	2004-91 M12-1.5
	2004-03 M14-1.5
S15 SYCLONE	1991-91 M12-1.5
S15 TYPHOON	1993-92 M12-1.5
SAFARI	2005-03 M14-1.5
	2002-85 1/2"-20
SAVANA 1500	2005-96 M14-1.5
SAVANA 2500	2005-96 M14-1.5
SAVANA 3500	2005-96 M14-1.5
SIERRA 1500	2005-99 M14-1.5
SIERRA 1500 HD	2005-01 M14-1.5
SIERRA 2500	2004-99 M14-1.5
SIERRA 2500 HD	2005-01 M14-1.5
SIERRA 3500	2005-01 M14-1.5
SIERRA C3	2001-01 M14-1.5
SIERRA DENALI	2005-02 M14-1.5
SPRINT	1977-71 7/16"-20
SUBURBAN	1967-63 1/2"-20
	1967-63 7/16"-20
V1500 PICKUP	1987-87 7/16"-20
V1500 SUBURBAN	1991-87 7/16"-20
V2500 PICKUP	1987-87 9/16"-18
V2500 SUBURBAN	1991-87 9/16"-18
V3000 FORWARD CONTROL	1962-61 1/2"-20
V3500 PICKUP	1991-87 9/16"-18
YUKON	2005-92 M14-1.5
YUKON XL 1500	2005-01 M14-1.5
YUKON XL 2500	2005-01 M14-1.5

Make/Model/Years	Thread Size
HONDA	
ACCORD	2005-82 M12-1.5
	1981-76 M12-1.25
CIVIC	2005-80 M12-1.5
	1979-73 M12-1.25
CIVIC DEL SOL	1997-93 M12-1.5
CR-V	2005-97 M12-1.5
CRX	1991-84 M12-1.5
ELEMENT	2005-03 M12-1.5
INSIGHT	2005-00 M12-1.5
ODYSSEY	2005-95 M12-1.5
PASSPORT	2002-94 M12-1.5
PILOT	2005-03 M12-1.5
PRELUDE	2001-79 M12-1.5
S2000	2005-00 M12-1.5
WAGOVAN	1989-84 M12-1.5

Make/Model/Years	Thread Size
HUMMER	
H1	1999-92 9/16"-18
HYUNDAI	
ACCENT	2005-95 M12-1.5
ELANTRA	2005-92 M12-1.5
EXCEL	1994-86 M12-1.5
SANTA FE	2005-01 M12-1.5
SCOUPE	1995-91 M12-1.5
SONATA	2005-89 M12-1.5
TIBURON	2005-97 M12-1.5
XG300	2001-01 M12-1.5
XG350	2005-02 M12-1.5

Make/Model/Years	Thread Size
INFINITI	
FX35	2005-03 M12-1.25
FX45	2005-03 M12-1.25
G20	2002-91 M12-1.25
G35	2005-03 M12-1.25
I30	2001-96 M12-1.25
I35	2004-02 M12-1.25
J30	1997-93 M12-1.25
M30	1992-90 M12-1.25
M45	2004-03 M12-1.25
Q45	2005-90 M12-1.25
QX4	2003-97 M12-1.25
QX56	2005-04 M12-1.25

Make/Model/Years	Thread Size
INTERNATIONAL	
I00	1974-74 1/2"-20
I000B	1969-68 1/2"-20
I000C	1969-68 1/2"-20
I000D	1970-69 1/2"-20
I010	1973-71 1/2"-20
I100B	1969-68 1/2"-20
I100C	1969-68 1/2"-20
I100D	1970-69 1/2"-20

Chrome Wheel Hardware Applications

Make/Model/Years Thread Size

INTERNATIONAL (continued)		
1110	1973-71	1/2"-20
150	1975-75	1/2"-20
908B	1969-68	1/2"-20
908C	1969-68	1/2"-20
SCOUT	1971-61	1/2"-20
SCOUT II	1980-74	1/2"-20L
	1980-71	1/2"-20

ISUZU		
AXIOM	2004-02	M12-1.5
I-MARK	1989-81	M12-1.5
IMPULSE	1992-83	M12-1.5
STYLUS	1993-91	M12-1.5

ISUZU TRUCK		
AMIGO	2000-89	M12-1.5
HOMBRE	2000-96	M12-1.5
OASIS	1989-96	M12-1.5
PICKUP	1995-81	M12-1.5
RODEO	2004-91	M12-1.5
RODEO SPORT	2003-01	M12-1.5
TROOPER	2002-84	M12-1.5
VEHICROSS	2001-99	M12-1.5

JAGUAR		
VANDEN PLAS	1998-98	1/2"-20
XJ8	1998-98	1/2"-20
XJR	1998-98	1/2"-20

JEEP		
CHEROKEE	2001-84	1/2"-20
	1983-74	7/16"-20
CJ3	1966-59	1/2"-20
CJ5	1983-74	1/2"-20L
	1983-59	1/2"-20
CJ6	1975-74	1/2"-20L
	1975-59	1/2"-20
CJ7	1986-76	1/2"-20
	1986-76	1/2"-20L
COMANCHE	1992-86	1/2"-20
COMMANDO	1967-67	1/2"-20
DISPATCHER	1967-61	1/2"-20
DJ5	1974-74	1/2"-20L
	1974-66	1/2"-20
DJ6	1968-66	1/2"-20
GLADIATOR PICKUP	1967-63	1/2"-20
GRAND CHEROKEE	2005-93	1/2"-20
GRAND WAGONEER	1991-84	7/16"-20
J-100	1971-63	1/2"-20
J-2500	1973-63	1/2"-20
J-2600	1973-68	1/2"-20
J-2700	1970-68	1/2"-20
J-2800	1968-68	1/2"-20
J-3500	1970-68	1/2"-20
J-3600	1970-68	1/2"-20
J-3700	1970-68	1/2"-20
J-3800	1970-68	1/2"-20
J10	1988-74	7/16"-20
J20	1988-74	9/16"-18
JEEPSTER	1973-67	1/2"-20
LIBERTY	2005-02	1/2"-20
SCRAMBLER	1985-81	1/2"-20
	1985-81	1/2"-20L
UNIVERSAL	1966-61	1/2"-20
WAGONEER	1990-63	1/2"-20
	1983-74	7/16"-20
WILLYS	1958-46	1/2"-20
WRANGLER	2005-87	1/2"-20

KIA		
AMANTI	2005-04	M12-1.5
OPTIMA	2005-01	M12-1.5
RIO	2005-01	M12-1.5
SEDONA	2005-02	M12-1.5
SEPHIA	2001-93	M12-1.5
SPECTRA	2005-00	M12-1.5
SPORTAGE	2001-95	M12-1.5

LEXUS		
ES250	1991-90	M12-1.5
ES300	2003-92	M12-1.5
ES330	2005-04	M12-1.5
GS300	2005-93	M12-1.5
GS400	2000-98	M12-1.5
GS430	2005-01	M12-1.5
GX470	2005-03	M12-1.5
IS300	2005-01	M12-1.5
LS400	2000-90	M12-1.5
LS430	2005-01	M12-1.5

Make/Model/Years Thread Size

LEXUS (continued)		
LX450	1997-96	M12-1.5
RX300	2003-99	M12-1.5
RX330	2005-04	M12-1.5
SC300	2000-92	M12-1.5
SC400	2000-92	M12-1.5
SC430	2005-02	M12-1.5

LINCOLN		
AVIATOR	2005-03	1/2"-20
BLACKWOOD	2002-02	M14-2.0
CONTINENTAL	2002-88	M12-1.5
	1987-65	1/2"-20
LS	2003-00	M12-1.5
MARK III	1971-68	1/2"-20
MARK IV	1976-72	1/2"-20
MARK V	1979-77	1/2"-20
MARK VI	1983-80	1/2"-20
MARK VII	1992-84	1/2"-20
MARK VIII	1998-93	M12-1.5
NAVIGATOR	2005-00	M14-2.0
	2000-98	M12-1.75
TOWN CAR	2005-82	1/2"-20
	2005-02	1/2"-20
VERSAILLES	1980-77	1/2"-20

MAZDA		
1200	1971-71	M12-1.5
323	1994-86	M12-1.5
6	2005-03	M12-1.5
626	2002-79	M12-1.5
808	1977-72	M12-1.5
929	1995-88	M12-1.5
COSMO	1978-76	M12-1.5
GLC	1985-77	M12-1.5
MIATA	2005-90	M12-1.5
MILLENNIA	2002-95	M12-1.5
MIZER	1977-76	M12-1.5
MPV	2005-89	M12-1.5
MX-3	1995-92	M12-1.5
MX-6	1997-88	M12-1.5
PROTEGE	2003-90	M12-1.5
PROTEGE 5	2003-02	M12-1.5
RX-2	1974-71	M12-1.5
RX-3	1978-72	M12-1.5
RX-4	1978-74	M12-1.5
RX-7	1995-79	M12-1.5
RX-8	2005-04	M12-1.5

MAZDA TRUCK		
B1600	1976-76	M12-1.5
B2000	1987-79	M12-1.5
B2200	1993-82	M12-1.5
B2300	2005-94	1/2"-20
	2005-04	1/2"-20
B2500	2001-98	1/2"-20
B2600	1993-87	M12-1.5
B3000	2005-94	1/2"-20
	2005-04	1/2"-20
B4000	2005-94	1/2"-20
	2005-04	1/2"-20
NAVAJO	1994-91	1/2"-20
ROTARY PICKUP	1977-74	M12-1.5
TRIBUTE	2005-01	M12-1.5

MERCEDES-BENZ		
190B	1962-60	M12-1.5
190C	1965-63	M12-1.5
190D	1985-84	M12-1.5
190DB	1962-60	M12-1.5
190DC	1965-63	M12-1.5
190E	1985-84	M12-1.5
190SL	1963-60	M12-1.5
200	1967-66	M12-1.5
200D	1968-66	M12-1.5
220	1973-60	M12-1.5
220B	1964-63	M12-1.5
220D	1973-68	M12-1.5
220S	1965-60	M12-1.5
220SB	1964-63	M12-1.5
220SE	1966-60	M12-1.5
220SEB	1964-63	M12-1.5
230	1969-66	M12-1.5
230S	1967-66	M12-1.5
230SL	1966-63	M12-1.5
240D	1983-74	M12-1.5
250	1972-68	M12-1.5
250C	1972-70	M12-1.5

Make/Model/Years Thread Size

MERCEDES-BENZ (continued)		
250S	1967-66	M12-1.5
250SE	1967-66	M12-1.5
250SL	1967-67	M12-1.5
280	1976-73	M12-1.5
280C	1976-73	M12-1.5
280CE	1981-78	M12-1.5
280E	1981-77	M12-1.5
280S	1976-68	M12-1.5
280SE	1980-68	M12-1.5
280SE 3.5	1970-70	M12-1.5
280SE 4.5	1973-72	M12-1.5
280SEL	1973-68	M12-1.5
280SL	1971-68	M12-1.5
300CD	1981-78	M12-1.5
300CDT	1985-82	M12-1.5
300D	1981-75	M12-1.5
300DT	1985-82	M12-1.5
300SD	1985-78	M12-1.5
300SE	1966-65	M12-1.5
300SEL	1973-65	M12-1.5
300TD	1981-79	M12-1.5
300TDT	1985-82	M12-1.5
380SE	1985-84	M12-1.5
380SEC	1983-82	M12-1.5
380SEL	1983-81	M12-1.5
380SL	1985-81	M12-1.5
380SLC	1981-81	M12-1.5
450SE	1976-73	M12-1.5
450SEL	1980-73	M12-1.5
450SEL 6.9	1979-77	M12-1.5
450SL	1980-73	M12-1.5
450SLC	1980-73	M12-1.5
500SEL	1985-84	M12-1.5
500SL	1993-90	M12-1.5
C220	1996-94	M12-1.5
C230	2000-97	M12-1.5
C280	2000-94	M12-1.5
C36	1997-95	M12-1.5
C43	2000-98	M12-1.5
S600	2002-02	M12-1.5
SL320	1997-94	M12-1.5
SL500	2002-94	M12-1.5
SL600	2002-99	M12-1.5

MERCURY		
BOBCAT	1980-75	1/2"-20
BREEZEWAY	1967-65	1/2"-20
BROUGHAM	1967-67	1/2"-20
CALIENTE	1967-67	1/2"-20
CAPRI	1994-76	M12-1.5
	1986-67	1/2"-20
	1974-71	7/16"-20
COLONY PARK	1991-57	1/2"-20
COMET	1977-60	1/2"-20
COMMUTER	1968-57	1/2"-20
COUGAR	2002-89	M12-1.5
	1988-67	1/2"-20
COUNTRY CRUISER	1963-59	1/2"-20
CUSTOM	1956-52	1/2"-20
CYCLONE	1971-64	1/2"-20
FULL SIZE	1951-49	1/2"-20
GRAND MARQUIS	2005-75	1/2"-20
	2005-01	1/2"-20
LN7	1983-83	M12-1.5
	1983-82	1/2"-20
LYNX	1987-83	M12-1.5
	1983-81	1/2"-20
MARAUDER	2004-63	1/2"-20
	2004-03	1/2"-20
MARINER	2005-05	M12-1.5
MARQUIS	1986-67	1/2"-20
MEDALIST	1958-56	1/2"-20
METEOR	1963-61	1/2"-20
MONARCH	1980-75	1/2"-20
MONTCLAIR	1968-55	1/2"-20
MONTEGO	1976-68	1/2"-20
MONTEREY	1974-50	1/2"-20
MOUNTAINEER	2005-97	1/2"-20
	2005-02	1/2"-20
MYSTIQUE	2000-95	M12-1.5
PARK LANE	1968-58	1/2"-20
S-55	1966-66	1/2"-20
SABLE	2005-86	M12-1.5
TOPAZ	1994-84	M12-1.5

Chrome Wheel Hardware Applications

Make/Model/Years Thread Size

MERCURY (continued)		
TRACER	1999-88	M12-1.5
TURNPIKE CRUISER	1957-57	1/2"-20
VILLAGER	2002-93	M12-1.25
	1967-62	1/2"-20
VOYAGER	1967-57	1/2"-20
ZEPHYR	1983-78	1/2"-20

MERKUR		
SCORPIO	1989-88	M12-1.5
XR4Ti	1989-85	M12-1.5

MINI		
3000GT	1999-91	M12-1.5
CORDIA	1988-83	M12-1.5
DIAMANTE	2004-92	M12-1.5
ECLIPSE	2005-90	M12-1.5
ECLIPSE SPYDER	2001-96	M12-1.5
ENDEAVOR	2005-04	M12-1.5
EXPO	1995-92	M12-1.5
EXPO LRV	1994-92	M12-1.5
GALANT	2005-85	M12-1.5
LANCER	2005-02	M12-1.5
MIRAGE	2002-85	M12-1.5
PRECIS	1993-87	M12-1.5
SIGMA	1990-88	M12-1.5
STARION	1989-83	M12-1.5
TREDIA	1988-83	M12-1.5
VAN	1990-87	M12-1.5

MINI TRUCK		
MIGHTY MAX	1996-83	M12-1.5
MONTERO	2004-83	M12-1.5
MONTERO SPORT	2004-97	M12-1.5
OUTLANDER	2004-03	M12-1.5

NISSAN		
1200	1973-71	M12-1.25
2000	1970-70	M12-1.25
200SX	1998-77	M12-1.25
210	1982-79	M12-1.25
240SX	1998-89	M12-1.25
240Z	1973-70	M12-1.25
260Z	1975-74	M12-1.25
280Z	1978-75	M12-1.25
280ZX	1983-79	M12-1.25
300ZX	1996-84	M12-1.25
310	1982-79	M12-1.25
350Z	2005-03	M12-1.25
510	1981-68	M12-1.25
610	1976-73	M12-1.25
710	1977-74	M12-1.25
810	1981-77	M12-1.25
ALTIMA	2005-93	M12-1.25
	2001-01	M12-1.5
AXXESS	1990-90	M12-1.25
B210	1978-74	M12-1.25
MAXIMA	2005-82	M12-1.25
MURANO	2005-03	M12-1.25
NK	1993-91	M12-1.25
PULSAR	1983-83	M12-1.25
PULSAR NX	1990-83	M12-1.25
QUEST	2005-93	M12-1.25
SENTRA	2005-82	M12-1.25
STANZA	1992-82	M12-1.25
VAN	1988-87	M12-1.25

NISSAN TRUCK		
521 PICKUP	1972-72	M12-1.25
620 PICKUP	1979-72	M12-1.25
720 PICKUP	1986-80	M12-1.25
ARMADA	2005-05	M12-1.25
D21 PICKUP	1997-86	M12-1.25
	1989-86	M16-1.5
FRONTIER	2005-98	M12-1.25
PATHFINDER	2005-87	M12-1.25
TITAN	2005-04	M12-1.25
XTERRA	2005-00	M12-1.25

OLDSMOBILE		
442	1971-65	7/16"-20
88	1998-92	M12-1.5
	1967-57	1/2"-20
	1957-57	1/2"-20L
98	1996-85	M12-1.5
	1984-58	1/2"-20
	1963-58	1/2"-20L
ACHIEVA	1998-92	M12-1.5
ALERO	2004-99	M12-1.5
AURORA	2003-95	M12-1.5

Make/Model/Years Thread Size

OLDSMOBILE (continued)		
BRAVADA	2004-91	M12-1.5
CUSTOM CRUISER	1992-91	M12-1.5
	1990-71	1/2"-20
CUTLASS	1999-85	M12-1.5
	1981-62	7/16"-20
	1963-62	7/16"-20L
CUTLASS CALAIS	1991-82	M12-1.5
	1981-78	7/16"-20
CUTLASS CIERA	1996-82	M12-1.5
CUTLASS CRUISER	1983-82	M12-1.5
	1981-78	7/16"-20
CUTLASS SUPREME	1997-82	M12-1.5
	1981-71	7/16"-20
DELMONT 88	1968-67	1/2"-20
DELTA 88	1999-86	M12-1.5
	1985-77	7/16"-20
	1985-65	1/2"-20
DYNAMIC	1966-58	1/2"-20
	1963-58	1/2"-20L
DYNAMIC 88	1966-61	1/2"-20
	1963-61	1/2"-20L
F-85	1972-61	7/16"-20
	1963-61	7/16"-20L
FIESTA	1963-57	1/2"-20
	1963-57	1/2"-20L
FIRENZA	1988-82	M12-1.5
INTRIGUE	2002-98	M12-1.5
JETFIRE	1962-62	1/2"-20
	1962-62	1/2"-20L
JETSTAR 88	1966-64	7/16"-20
LSS	1999-96	M12-1.5
OMEGA	1984-80	M12-1.5
	1979-73	7/16"-20
SILHOUETTE	2004-90	M12-1.5
STARFIRE	1980-75	7/16"-20
	1957-57	1/2"-20
	1957-57	1/2"-20L
SUPER 88	1964-57	1/2"-20
	1963-57	1/2"-20L
TORONADO	1992-79	M12-1.5
	1978-66	1/2"-20
VISTA CRUISER	1977-64	7/16"-20

PEL

ISUZU	1976-76	M12-1.5
-------	---------	---------

PLYMOUTH

ACCLAIM	1995-89	M12-1.5
ARROW	1980-76	M12-1.5
BARRACUDA	1974-68	1/2"-20
	1974-68	1/2"-20L
	1969-64	7/16"-20
	1969-64	7/16"-20L
BELVEDERE	1970-53	1/2"-20
	1970-53	1/2"-20L
	1955-53	9/16"-18
BREEZE	2000-96	M12-1.5
CAMBRIDGE	1953-53	9/16"-18
	1953-51	1/2"-20
	1953-51	1/2"-20L
CARAVELLE	1988-85	M12-1.5
CHAMP	1982-79	M12-1.5
COLT	1994-83	M12-1.5
COLT VISTA	1994-84	M12-1.5
CONCORD	1952-51	1/2"-20
	1952-51	1/2"-20L
CONQUEST	1986-84	M12-1.5
CRANBROOK	1953-53	9/16"-18
	1953-51	1/2"-20
	1953-51	1/2"-20L
CRICKET	1973-71	M12-1.5
CUDA	1974-70	1/2"-20
	1974-70	1/2"-20L
CUSTOM	1961-58	1/2"-20
	1961-58	1/2"-20L
DELUXE	1950-49	1/2"-20
	1950-49	1/2"-20L
DUSTER	1976-73	1/2"-20
	1976-73	1/2"-20L
	1976-70	7/16"-20
	1970-70	7/16"-20L
FLEET SPECIAL	1963-60	1/2"-20
	1963-60	1/2"-20L
FURY	1978-56	1/2"-20
	1978-56	1/2"-20L

Make/Model/Years Thread Size

PLYMOUTH (continued)		
FURY I	1974-68	1/2"-20
	1974-68	1/2"-20L
FURY II	1974-68	1/2"-20
	1974-68	1/2"-20L
FURY III	1974-68	1/2"-20
	1974-68	1/2"-20L
GRAN FURY	1989-72	1/2"-20
	1989-72	1/2"-20L
GRAND VOYAGER	2000-88	M12-1.5
GTX	1971-67	1/2"-20
	1971-67	1/2"-20L
HORIZON	1990-78	M12-1.5
LASER	1994-90	M12-1.5
NEON	2001-95	M12-1.5
PLAZA	1958-54	1/2"-20
	1958-54	1/2"-20L
	1955-54	9/16"-18
PROWLER	2001-97	M12-1.5
RELIANT	1989-81	M12-1.5
ROADRUNNER	1975-68	1/2"-20
	1975-68	1/2"-20L
SAPPORO	1983-78	M12-1.5
SATELLITE	1974-65	1/2"-20
	1974-65	1/2"-20L
SAVOY	1964-53	1/2"-20
	1964-53	1/2"-20L
	1955-53	9/16"-18
SCAMP	1983-83	M12-1.5
	1976-73	1/2"-20
	1976-73	1/2"-20L
	1976-71	7/16"-20
SPORT WAGON	1961-60	1/2"-20
	1961-60	1/2"-20L
SUBURBAN	1961-49	1/2"-20
	1961-49	1/2"-20L
	1955-53	9/16"-18
SUNDANCE	1994-87	M12-1.5
SUPERBIRD	1970-70	1/2"-20
	1970-70	1/2"-20L
VALIANT	1976-60	1/2"-20
	1976-60	1/2"-20L
	1976-60	7/16"-20
	1970-60	7/16"-20L
VIP	1967-67	1/2"-20
	1967-67	1/2"-20L
VOLARE	1980-76	1/2"-20
	1980-76	1/2"-20L
VOYAGER	2000-84	M12-1.5

PLYMOUTH TRUCK

ARROW PICKUP	1982-79	M12-1.5
PB100 VAN	1980-75	1/2"-20L
	1980-74	1/2"-20
PB150 VAN	1983-81	1/2"-20
	1983-81	1/2"-20L
PB200 VAN	1980-75	1/2"-20L
	1980-74	1/2"-20
PB250 VAN	1983-81	1/2"-20
	1983-81	1/2"-20L
PB300 VAN	1980-74	1/2"-20
	1980-74	5/8"-18
PB350 VAN	1983-81	1/2"-20
	1983-81	5/8"-18
TRAILDUSTER	1981-75	1/2"-20L
	1981-74	1/2"-20

PONTIAC

6000	1991-82	M12-1.5
ASTRE	1977-75	7/16"-20
AZTEK	2005-01	M12-1.5
BONNEVILLE	2003-82	M12-1.5
	1981-77	7/16"-20
	1981-57	1/2"-20
	1970-57	1/2"-20L
CATALINA	1981-77	7/16"-20
	1981-50	1/2"-20
	1970-50	1/2"-20L
CHIEFTAIN	1958-49	1/2"-20
	1958-49	1/2"-20L
EXECUTIVE	1970-67	1/2"-20
	1970-67	1/2"-20L
HERO	1988-84	M12-1.5
FIREBIRD	2002-82	M12-1.5
	1981-67	7/16"-20
G6	2005-05	M12-1.5

10

Chrome Wheel Hardware Applications

Chrome Wheel Hardware Applications

Make/Model/Years	Thread Size
PONTIAC (continued)	
GRAND AM	2005-85 M12-1.5 1980-73 7/16"-20
GRAND LEMANS	1981-75 7/16"-20
GRAND PRIX	2003-82 M12-1.5 1981-69 7/16"-20 1968-62 1/2"-20 1968-62 1/2"-20L
GRAND SAFARI	1978-71 7/16"-20
GRANDVILLE	1975-71 1/2"-20
GTO	1971-64 7/16"-20
J2000	1984-82 M12-1.5
LEMANS	1993-88 M12-1.5 1981-64 7/16"-20 1963-63 1/2"-20
MONTANA	2005-99 M12-1.5
PARISIENNE	1986-83 1/2"-20 1986-83 7/16"-20
PHOENIX	1984-80 M12-1.5 1979-77 7/16"-20
SAFARI	1989-61 1/2"-20 1965-64 7/16"-20
STAR CHIEF	1966-54 1/2"-20 1966-54 1/2"-20L
STREAMLINER	1952-46 1/2"-20 1952-46 1/2"-20L
SUNBIRD	1994-85 M12-1.5 1980-76 7/16"-20
SUNFIRE	2005-95 M12-1.5
SUPER CHIEF	1958-57 1/2"-20 1958-57 1/2"-20L
T1000	1987-81 M12-1.5
TEMPEST	1970-64 7/16"-20 1963-61 1/2"-20
TORPEDO	1948-46 1/2"-20 1948-46 1/2"-20L
TRANS SPORT	1998-90 M12-1.5
VENTURA	1977-71 7/16"-20 1961-60 1/2"-20 1961-60 1/2"-20L
VIBE	2005-03 M12-1.5
PORSCHE	
911	1992-81 M14-1.5
914	1976-70 M14-1.5
924	1982-77 M14-1.5
RENAULT	
ALLIANCE	1987-83 M12-1.5
ENCORE	1986-84 M12-1.5
FUEGO	1985-82 M12-1.5
R15	1976-72 M12-1.25
R16	1972-69 M12-1.25
R17	1976-74 M12-1.25
SAAB	
9-3	2001-99 M12-1.5
9-5	2001-99 M12-1.5
900	1998-94 M12-1.5 1993-88 M14-1.5 1987-79 1/2"-20
9000	1998-86 M14-1.5
95	1973-71 1/2"-20
96	1973-71 1/2"-20
99	1980-71 1/2"-20
SONETT	1974-71 1/2"-20
SATURN	
SC SERIES	2002-91 M12-1.5
SL SERIES	2002-91 M12-1.5
SW SERIES	2001-93 M12-1.5
STERLING	
825	1988-87 M12-1.5
827	1991-89 M12-1.5
STUDEBAKER	
AVANTI	1964-63 1/2"-20
CHALLENGER	1964-64 1/2"-20
CHAMPION	1958-55 1/2"-20

Make/Model/Years	Thread Size
STUDEBAKER (continued)	
COMMANDER	1966-55 1/2"-20
CRUISER	1966-64 1/2"-20
DAYTONA	1966-64 1/2"-20
FLIGHT HAWK	1956-56 1/2"-20
GOLDEN HAWK	1958-57 1/2"-20
HAWK	1962-60 1/2"-20
LARK	1963-59 1/2"-20
POWER HAWK	1956-56 1/2"-20
PRESIDENT	1958-55 1/2"-20
SILVER HAWK	1959-57 1/2"-20
SKY HAWK	1956-56 1/2"-20
SUBARU	
BAJA	2004-03 M12-1.25
BRAT	1987-78 M12-1.25
DELUXE	1973-72 M12-1.25
DL	1989-74 M12-1.25
FE	1979-79 M12-1.25
FORESTER	2005-98 M12-1.25
GF	1979-75 M12-1.25
GL	1989-72 M12-1.25
GL-10	1989-85 M12-1.25
GLF	1982-80 M12-1.25
IMPREZA	2005-93 M12-1.25
IMPREZA OUTBACK	1998-95 M12-1.25
JUSTY	1994-87 M12-1.25
LEGACY	2005-90 M12-1.25
LEGACY OUTBACK	1998-95 M12-1.25
LOYALE	1994-90 M12-1.25
OUTBACK	2005-01 M12-1.25
FX	1989-86 M12-1.25
STANDARD	1987-76 M12-1.25
STAR	1972-72 M12-1.25
SVX	1997-92 M12-1.25
XT	1991-85 M12-1.25
XT6	1991-89 M12-1.25
SUZUKI	
AERIO	2005-02 M12-1.25
AERIO SX	2003-03 M12-1.25
ESTEEM	2002-95 M12-1.25
GRAND VITARA	2005-99 M12-1.25
SAMURAI	1995-86 M12-1.25
SIDEKICK	1998-89 M12-1.25
SWIFT	2001-89 M12-1.25
VITARA	2004-99 M12-1.25
X-90	1998-96 M12-1.25
XL-7	2005-05 M12-1.25
TOYOTA	
AVALON	2004-95 M12-1.5
CAMRY	2005-83 M12-1.5
CARINA	1973-72 M12-1.5
CELICA	2005-71 M12-1.5
COROLLA	2005-68 M12-1.5
CORONA	1982-68 M12-1.5
CORONA MARK II	1976-69 M12-1.5
CRESSIDA	1992-78 M12-1.5
CROWN	1971-68 M12-1.5
ECHO	2005-00 M12-1.5
MATRIX	2005-03 M12-1.5
MR2	1995-85 M12-1.5
MR2 SPYDER	2005-00 M12-1.5
PASEO	1998-92 M12-1.5
PREVIA	1997-91 M12-1.5
PRIUS	2005-01 M12-1.5
SIENNA	2005-98 M12-1.5
SOLARA	2005-99 M12-1.5
STARLET	1984-81 M12-1.5
SUPRA	1998-79 M12-1.5
TERCEL	1998-80 M12-1.5
VAN	1989-84 M12-1.5
TOYOTA TRUCK	
4 RUNNER	2005-84 M12-1.5
HIGHLANDER	2005-01 M12-1.5
LAND CRUISER	1997-69 M12-1.5

Make/Model/Years	Thread Size
TOYOTA TRUCK (continued)	
PICKUP	1995-70 M12-1.5 1994-84 M14-1.5
RAV4	2005-96 M12-1.5
SEQUOIA	2004-01 M12-1.5
T100	1998-93 M12-1.5
TACOMA	2005-95 M12-1.5
TUNDRA	2005-00 M12-1.5
VOLKSWAGEN	
411	1972-71 M14-1.5
412	1974-73 M14-1.5
BEETLE	2005-67 M14-1.5 1966-54 M12-1.5
CABRIO	2002-95 M12-1.5
CABRIOLET	1993-85 M12-1.5
CAMPMOBILE	1970-68 M14-1.5
CORRADO	1994-92 M14-1.5 1992-90 M12-1.5
DASHER	1981-74 M12-1.5
FASTBACK	1973-66 M14-1.5
FOX	1993-87 M12-1.5
GOLF	2005-93 M14-1.5 1999-85 M12-1.5
JETTA	2005-93 M14-1.5 1999-80 M12-1.5
KARMANN GHIA	1974-67 M14-1.5 1966-61 M12-1.5
PASSAT	2005-90 M14-1.5 1997-90 M12-1.5
QUANTUM	1988-82 M12-1.5
RABBIT	1984-75 M12-1.5
SCIROCCO	1988-75 M12-1.5
SQUAREBACK	1973-66 M14-1.5
SUPER BEETLE	1979-71 M14-1.5 1975-73 M12-1.5
THING	1974-73 M12-1.5
TRANSPORTER	1979-60 M14-1.5
VANAGON	1991-80 M14-1.5
VOLVO	
122	1968-68 1/2"-20
142	1974-68 1/2"-20
144	1974-68 1/2"-20
145	1974-68 1/2"-20
164	1974-70 1/2"-20
1800	1973-68 1/2"-20
240	1993-90 1/2"-20
242	1984-75 1/2"-20
244	1989-75 1/2"-20
245	1989-75 1/2"-20
262	1981-76 1/2"-20
264	1982-76 1/2"-20
265	1981-76 1/2"-20
740	1992-85 M12-1.5
745	1985-85 M12-1.5
760	1990-83 M12-1.5
780	1991-87 M12-1.5
850	1997-93 M12-1.75
940	1995-91 M12-1.5
960	1997-92 M12-1.5
C70	2004-98 M12-1.75
S60	2002-01 M14-1.50
S70	2000-98 M12-1.75
S80	2002-99 M14-1.50
S90	1998-98 M12-1.5
V40	2003-00 M12-1.5
V70	2002-98 M12-1.75 2001-01 M14-1.50
V90	1998-98 M12-1.5
YUGO	
CABRIO	1991-90 M12-1.25
GV	1991-86 M12-1.25
GVL	1989-88 M12-1.25
GVS	1988-88 M12-1.25
GVX	1989-88 M12-1.25

Section 11


Axle/Spindle Nut & Retainer Buyer's Guide

Part # (Qty.)	Type	Applications	Page #
615-001 (5)	1	Universal	291
615-002 (5)	1	Universal	291
615-005 (5)	1	Universal	291
615-009 (5)	2	2002-54, Ford Truck (Medium Duty)	292
615-011 (5)	2	Eaton Axle	291
615-016 (5)	2	1965-36 Chrysler, Dodge & Plymouth	292
615-026 (5)	2	Universal	292
615-040 (5)	2	Chrysler, GMC Truck	292
615-057 (5)	1	2000-63 Chevrolet & Chevrolet/GMC Truck	291
615-065 (5)	2	2004-46 GM Cars & Trucks	292
615-067 (5)	1	1979-46 FMC Cars & Trucks	291
615-070 (5)	2	1970-39 Oldsmobile, Left Hand Thread	292
615-071 (5)	2	2002-54 Ford Truck (Medium Duty)	292
615-072 (5)	3	1983-67 AMC, 2003-60 Chrysler Prod, 2005-55 FMC, 1992-86 Jeep, 2005-94 Mazda Pickup	294
615-073 (5)	20	Retainer Used with Nut 615-072 & 615-087	306
615-074 (5)	3	1978-74 AMC, 1993-68 FMC Cars & Trucks	294
615-075 (5)	20	Retainer Used with Nut 615-074	306
615-076 (5)	2	1980-62 GM Cars	292
615-077 (5)	2	1987-76 Chevette, Fiero, T1000	293
615-078 (5)	6	1978 Horizon, Omni, Rampage	300
615-079 (5)	3	2005-79 Chrysler, Dodge & Plymouth, 2000-87 Nissan & Infiniti	296
615-080 (5)	20	Retainer Used with Nut 615-079	307
615-081 (5)	2	1979-73 Honda	293
615-082 (5)	3	2002-71 Audi & VW, 1986-71 Dodge & Plymouth, 1991-87 Hyundai, 1989-83 Mitsubishi	295
615-083 (5)	20	Retainer Used with Nut 615-082 & 615-086	307
615-084 (5)	2	1993-79 Dodge & Plymouth Truck, 1996-83 Mitsubishi Car & Truck	293
615-085 (5)	2	1979-73 Honda	294
615-086 (5)	3	1987-76 Honda, 1982-68 Nissan	295
615-087 (5)	3	1977-71 Audi 100, 2004-70 Nissan & Infiniti	295
615-088 (5)	3	1983-81 Escort, EXP & Lynx	295
615-089 (5)	4	2002-86 FMC Cars & Trucks, 2005-80 GM Cars, 1999-91 Saturn	297
615-091 (5)	5	2004-86 Acura, 2005-79 Honda	297
615-092 (5)	3	1999-68 Toyota	295
615-093 (5)	20	Retainer Used with Nut 615-092	307
615-094 (5)	9	1994-81 Ford & Mercury	299
615-095 (5)	6	2005-82 GM Cars & 4WD Trucks	300
615-096 (5)	3	2001-84 AMC/Jeep, 1996-79 GM Cars 4WD Trucks	296
615-097 (5)	5	2005-89 Ford & Mercury, 2005-88 Mazda	297
615-098 (5)	9	2005-89 FMC Cars	301
615-099 (5)	9	2005-89 FMC Cars & Trucks	301
615-100 (5)	4	1994-88 Ford & Mercury, 1989-81 Mazda	297
615-101 (5)	3	1997-84 Ford & Mercury, 1994-75 Subaru	296
615-102 (5)	20	Retainer Used with Nut 615-101	307
615-103 (5)	4	2000-87 Chevrolet/Geo, 1994-88 Ford & Mercury, 1989-86 Mazda, 2001-95 Suzuki	296
615-104 (5)	4	1994-88 Ford & Mercury, 1989-81 Mazda	296
615-105 (5)	1	1998-79 Chrysler Prod, 1992-88 Daihatsu, 2001-87 Hyundai, 2001-83 Mitsubishi	291
615-106 (5)	2	1994-79 Subaru	294
615-107 (5)	6	2002-79 Audi & VW	299
615-108 (5)	6	1992-90 Dodge, 1992-88 Eagle, 1987-81 Renault	299
615-109 (5)	3	1991-85 Chevrolet/Geo, 1998-72 Toyota & Lexus	295
615-110 (5)	5	2005-86 Honda & Acura	298
615-111 (5)	6	1998-87 Saab	299
615-112 (5)	4	1993-87 Chevrolet/Geo, 1992-87 Isuzu	297
615-113 (5)	3	2001-85 Nissan & Infiniti	296
615-114 (5)	2	1994-87 Subaru	293

Part # (Qty.)	Type	Applications	Page #
615-115 (5)	5	2001-89 Chevrolet/Geo, 2004-89 Suzuki	296
615-116 (5)	1	1986-85 Chevrolet Spectrum, 1993-88 Pontiac Lemans	291
615-117 (5)	4	1991-83 Audi, 1992-88 Mazda	297
615-118 (5)	2	1994-89 Subaru Justy	294
615-119 (5)	8	1997-85 Chevrolet/Geo, 1999-91 Toyota & Lexus	300
615-120 (5)	10	4WD - 1993-69 Dodge Truck, 1998-64 Ford Truck, 1991-67 Chevrolet/GMC Truck, 1972-67 IHC, 1990-74 Jeep	301
615-121 (5)	10	4WD - 1993-69 Dodge Truck, 1998-64 Ford Truck, 1991-67 Chevrolet/GMC Truck, 1972-67 IHC, 1990-74 Jeep	302
615-122 (5)	10	4WD - 1993-92 Dodge Truck, 1998-85 Ford Truck, 1991-82 Chevrolet/GMC Truck	302
615-123 (5)	10	4WD - 1993-92 Dodge Truck, 1998-85 Ford Truck, 1991-82 Chevrolet/GMC Truck	302
615-126 (5)	3	4WD - 1978-67 IHC, 1986-62 Jeep	294
615-127 (5)	3	4WD - 1991-68 Dodge Truck	295
615-128 (5)	12	4WD - 1994-86 Ford Truck	304
615-129 (5)	13	4WD - 1986 Ford Truck, 1991-82 Chevrolet/GMC Truck	304
615-130 (5)	11	4WD - 1987-78 Ford Truck, 1981-73 Chevrolet/GMC Truck	303
615-131 (5)	3	1976-63 Dodge Truck, 1988-68 Jeep, w/Floating Rear Axle	295
615-132 (5)	14	2005-80 Chevrolet/GMC Truck, w/Dana Rear Axle, 1998-93 Mercury Villager, 2001-93 Nissan Quest	304
615-133 (5)	15	2005-85 Ford Truck	305
615-134 (5)	15	2005-85 Ford Truck	305
615-135 (5)	17	1996-79 Dodge Truck, 1987-79 Ford Truck	306
615-136 (5)	10	4WD - 1994-83 Ford Truck	303
615-137 (5)	10	4WD - 1997-90 Ford Truck, 1997-94 Mazda Truck	302
615-138 (5)	11	1998-92 Ford Truck, 2002-73 Chevrolet/GMC Truck	303
615-139 (5)	16	1996-79 Dodge Truck, 1987-75 Ford Truck	306
615-140 (5)	18	2005-80 Chevrolet/GMC Truck	306
615-141 (5)	19	2005-80 Chevrolet/GMC Truck	306
615-142 (5)	10	4WD - 1994-83 Ford Truck	303
615-143 (5)	10	4WD - 1997-90 Ford Truck, 1997-94 Mazda Truck	301
615-144 (5)	8	2005-92 GM Car & Truck, 2004-93 Chrysler Prod Cars	300
615-145 (5)	2	1993-88 Ford Festiva, 2005-89 Mazda	293
615-146 (5)	5	2005-99 Acura	299
615-147 (5)	3	1992-91 GM Camaro & Firebird	294
615-148 (5)	2	2002-87 Chevrolet/GMC Truck	293
615-149 (5)	20	Retainer Used with Nut 615-096 & 615-113	307
615-150 (5)	8	2000-87 Nissan & Infiniti	300
615-151 (5)	20	Retainer Used with Nut 615-150	307
615-152 (5)	2	1988-67 AMC/Jeep	292
615-153 (5)	2	1988-85 Chevrolet Sprint	293
615-154 (5)	20	Retainer Used with Nut 615-147	307
615-155 (5)	9	2004-89 Ford, Lincoln & Mercury	301
615-156 (5)	7	1996-89 Dodge, Eagle & Plymouth, 1995-90 Hyundai, 2001-89 Mitsubishi	300
615-157 (5)	8	1982-77 Ford Truck Courier, 1993-72 Mazda	307
615-158 (5)	20	Retainer Used with Nut 615-157	307
615-159 (5)	2	1989-85 Chevrolet/Geo Spectrum, 1989-81 Isuzu, 1993-88 Pontiac Lemans	293
615-160 (5)	5	2004-90 Subaru	298
615-161 (5)	20	Retainer Used with Nut 615-118	308
615-162 (5)	20	Retainer Used with Nut 615-114	308
615-163 (5)	5	2005-89 Mazda	298
615-164 (5)	4	1978-75 Subaru	297
615-165 (5)	4	1980-78 Ford Fiesta	297
615-166 (5)	3	1967-62 Ford & Mercury	294
615-167 (5)	20	Retainer Used with Nut 615-166	308
615-168 (5)	3	1986-76 Nissan	296
615-169 (5)	20	Retainer Used with Nut 615-168	308

Axle/Spindle Nut Photo Guide

TYPE 1



615-005

Thread	Hex/OD	Height
5/8"-18	15/16"	11/16"




615-002

Thread	Hex/OD	Height
3/4"-16	1-1/16"	13/16"



615-067

Thread	Hex/OD	Height
3/4"-16	1-1/4"	9/16"




615-057

Thread	Hex/OD	Height
27/32"-20	1-1/4"	13/16"



615-001

Thread	Hex/OD	Height
7/8"-14	1-1/4"	3/4"



615-116

Thread	Hex/OD	Height
20mm-1.0	30mm	22mm



615-105

Thread	Hex/OD	Height
22mm-1.5	32mm	21mm

TYPE 2



615-011

Thread	Hex/OD	Height
5/8"-18	15/16"	7/16"

All photos approximate actual size.


Axle/Spindle Nut Photo Guide

TYPE 2 (continued)



615-076

Thread	Hex/OD	Height
11/16"-24	1"	1/2"



615-016

Thread	Hex/OD	Height
3/4"-16	1-1/16"	9/16"



615-065

Thread	Hex/OD	Height
3/4"-20	1-1/16"	1/2"



615-040

Thread	Hex/OD	Height
3/4"-16	1-1/8"	5/8"




615-070

Thread	Hex/OD	Height
3/4"-20L	1-1/16"	1/2"




615-071

Thread	Hex/OD	Height
7/8"-14	1-1/4"	7/8"



615-152

Thread	Hex/OD	Height
7/8"-14	1-15/16"	7/8"



615-026

Thread	Hex/OD	Height
7/8"-14	1-7/16"	5/8"



615-009

Thread	Hex/OD	Height
1"-14	1-7/16"	5/8"


Axle/Spindle Nut Photo Guide

TYPE 2 (continued)




615-077

Thread	Hex/OD	Height
M16-1.0	24mm	12mm



615-153

Thread	Hex/OD	Height
M18-1.5	30mm	13.1mm



615-159

Thread	Hex/OD	Height
M16-1.0	24mm	12.1mm



615-145

Thread	Hex/OD	Height
M18-1.5	30mm	13.1mm




615-081

Thread	Hex/OD	Height
M16-1.5	22mm	12mm



615-084

Thread	Hex/OD	Height
M20-1.0	30mm	13mm



615-114

Thread	Hex/OD	Height
M18-1.5	27mm	12mm



615-148

Thread	Hex/OD	Height
M20-1.25	30mm	14mm

11
Axle/Spindle Nut Photo Guide

All photos approximate actual size.

Axle Spindle/Nut Photo Guide

TYPE 2 (continued)



615-118

Thread	Hex/OD	Height
M20-1.5	30mm	13mm



615-072

Thread	Hex/OD	Height
3/4"-16	1-1/16"	3/8"




615-085

Thread	Hex/OD	Height
M22-1.5	32mm	13mm



615-147

Thread	Hex/OD	Height
3/4"-20	1-1/16"	9/32"



615-106

Thread	Hex/OD	Height
M24-1.5	36mm	18mm



615-074

Thread	Hex/OD	Height
13/16"-20	1-1/8"	3/8"

11 Axle/Spindle Nut Photo Guide

TYPE 3



615-166

Thread	Hex/OD	Height
5/8" - 18	1-1/16"	3/8"



615-126

Thread	Hex/OD	Height
1-5/8"-16	2-1/16"	1/4"

Axle/Spindle Nut Photo Guide

TYPE 3



615-131

Thread	Hex/OD	Height
1-13/16"-16	2-3/8"	5/16"



615-127

Thread	Hex/OD	Height
2"-16	2-1/2"	5/16"



615-082

Thread	Hex/OD	Height
M16-1.0	24mm	8mm



615-086

Thread	Hex/OD	Height
M16-1.0	24mm	10mm



615-092

Thread	Hex/OD	Height
M16-1.5	22mm	9mm



615-088

Thread	Hex/OD	Height
M16-1.5	24mm	8mm



615-109

Thread	Hex/OD	Height
M19-1.5	30mm	11mm



615-087

Thread	Hex/OD	Height
M20-1.0	27mm	9mm

All photos approximate actual size.

Axle/Spindle Nut Photo Guide

TYPE 3 (continued)



615-101

Thread	Hex/OD	Height
M20-1.5	30mm	8mm



615-113

Thread	Hex/OD	Height
M24-1.5	36mm	18mm



615-168

Thread	Hex/OD	Height
M22-1.0	32mm	18mm

TYPE 4



615-103

Thread	Hex/OD	Height
M16-1.5	21mm	16mm



615-079

Thread	Hex/OD	Height
M22-1.5	32mm	18mm



615-104

Thread	Hex/OD	Height
M16-1.5L	21mm	16mm



615-096

Thread	Hex/OD	Height
M24-1.5	36mm	14mm




615-115

Thread	Hex/OD	Height
M18-1.8	30mm	19mm

Axle/Spindle Nut Photo Guide

TYPE 4 (continued)



615-100

Thread	Hex/OD	Height
M20-1.5	29mm	18mm



615-112

Thread	Hex/OD	Height
M20-1.0	30mm	25mm



615-089

Thread	Hex/OD	Height
M20-1.5	29mm	19mm



615-164

Thread	Hex/OD	Height
M24-1.5	35mm	17mm

TYPE 5



615-165

Thread	Hex/OD	Height
M20-1.5	30mm	19mm



615-091

Thread	Hex/OD	Height
M22-1.5	32mm	20mm



615-117

Thread	Hex/OD	Height
M22-1.0	32mm	21mm



615-097

Thread	Hex/OD	Height
M22-1.5	32mm	21mm

All photos approximate actual size.

Axle/Spindle Nut Photo Guide

TYPE 5 (continued)



615-160

Thread	Hex/OD	Height
M22-1.5	32mm	21.5mm



615-163

Thread	Hex/OD	Height
M24-1.5	35mm	24.1mm



615-110


Thread	Hex/OD	Height
M24-1.5	36mm	23mm

11

Axle/Spindle Nut Photo Guide

Axle/Spindle Nut Photo Guide

TYPE 5 (continued)



615-146

Thread	Hex/OD	Height
M26-1.5	36mm	23mm

TYPE 6




615-107

Thread	Hex/OD	Height
M20-1.5	30mm	15mm




615-111

Thread	Hex/OD	Height
M22-1.5	32mm	17mm



615-108

Thread	Hex/OD	Height
M20-1.5	30mm	16mm



615-094

Thread	Hex/OD	Height
M20-1.5	30mm	18mm

Axle/Spindle Nut Photo Guide

TYPE 6 (continued)



615-095

Thread	Hex/OD	Height
M24-2.0	36mm	21mm



615-078

Thread	Hex/OD	Height
M20-2.5	36mm	21mm

TYPE 7



615-156

Thread	Hex/OD	Height
M20-1.5	30mm	21mm

TYPE 8



615-157

Thread	Hex/OD	Height
M18 - 1.5	23mm	12.3mm



615-119

Thread	Hex/OD	Height
M22-1.5	30mm	14mm



615-150

Thread	Hex/OD	Height
M22-1.5	30mm	20mm



615-144

Thread	Hex/OD	Height
M27-2.0	34mm	18mm

Axle/Spindle Nut Photo Guide


TYPE 9



615-099


Thread	Hex/OD	Height
M24-2.0	36mm	20mm

TYPE 10



615-143

Thread	Hex/OD	Height
1-5/8"-16	2-1/4"	29/64"



615-098

Thread	Hex/OD	Height
M24-2.0	36mm	21mm



615-155

Thread	Hex/OD	Height
M24-2.0	36mm	21mm



615-120

Thread	Hex/OD	Height
1-5/8"-16	2-3/16"	3/8"

All photos approximate actual size.

Axle/Spindle Nut Photo Guide

TYPE 10 (continued)



615-121

Thread	Hex/OD	Height
1-5/8"-16	2-3/16"	3/8"



615-122

Thread	Hex/OD	Height
2"-16	2-1/2"	11/32"

11

Axle/Spindle Nut Photo Guide



615-137

Thread	Hex/OD	Height
1-5/8"-16	2-3/16"	9/32"



615-123

Thread	Hex/OD	Height
2"-16	2-1/2"	11/32"

Axle/Spindle Nut Photo Guide

TYPE 10 (continued)



615-136

Thread	Hex/OD	Height
M38-1.5	55.3mm	8mm



615-142

Thread	Hex/OD	Height
M38-1.5	55.3mm	8mm

TYPE 11



615-130

Thread	Hex/OD	Height
2"-16	2-9/16"	9/32"



615-138

Thread	Hex/OD	Height
2-1/8"-16	2-7/8"	3/8"

Axle/Spindle Nut Photo Guide

TYPE 12



615-128

Thread	Hex/OD	Height
1-5/8"-16	2-5/8"	13/16"

TYPE 13



615-129

Thread	Hex/OD	Height
2-1/4"-16	2-13/16"	3/8"

TYPE 14



615-132

Thread	Hex/OD	Height
2"-16	2-5/8"	37/64"

All photos approximate actual size.

Axle/Spindle Nut Photo Guide

TYPE 15



615-133

Thread	Hex/OD	Height
2"-16	3"	3/4"

615-134

Thread	Hex/OD	Height
2"-16L	3"	3/4"

11
Axle/Spindle Nut Photo Guide

All photos approximate actual size.

Axle/Spindle Nut Photo Guide

TYPE 16



615-139

Thread	Hex/OD	Height
2"-16	2-9/16"	21/32"

TYPE 17




615-135

TYPE 18



615-140

TYPE 19



615-141

11

Axle/Spindle Nut Photo Guide

Retainer Photo Guide

TYPE 20



615-073

Thread Size	Hex Size	Used with Nut
3/4"-16 & M20"-1.0	1-1/16" & 27mm	615-072 & 615-087



615-075

Thread Size	Hex Size	Used with Nut
13/16"-20	1-1/8"	615-074

Retainer Photo Guide

TYPE 20 (continued)




615-080

Thread Size	Hex Size	Used with Nut
M22-1.5	32mm	615-079



615-149

Thread Size	Hex Size	Used with Nut
M24-1.5	36mm	615-096 & 615-113



615-083

Thread Size	Hex Size	Used with Nut
M16-1.0	24mm	615-082 & 615-086



615-151

Thread Size	Hex Size	Used with Nut
M22-1.5	30mm	615-150



615-093

Thread Size	Hex Size	Used with Nut
M16-1.5	22mm	615-092



615-154

Thread Size	Hex Size	Used with Nut
3/4"-20	1-1/6"	615-147



615-102

Thread Size	Hex Size	Used with Nut
M20-1.5	30mm	615-101



615-158

Thread Size	Hex Size	Used with Nut
M18-1.5	23mm	615-157

All photos approximate actual size.

Retainer Photo Guide

TYPE 20 (continued)



615-161

Thread Size	Hex Size	Used with Nut
M20-1.5	30mm	615-118



615-162

Thread Size	Hex Size	Used with Nut
M18-1.5	27mm	615-114



615-167

Thread Size	Hex Size	Used with Nut
5/8"-18	1-1/16"	615-166



615-169

Thread Size	Hex Size	Used with Nut
M22-1.0	32mm	615-168

Axle/Spindle Washer Buyer's Guide

Part # (Qty.)	Type	Application	Page #
618-001 (5)	1	1981-46 FMC Car & Truck	309
618-003 (5)	2	Universal	310
618-007 (5)	2	2000-46 GM Car & Truck	311
618-008 (5)	1	Universal	309
618-010 (5)	2	1965-36 Chrysler, Dodge & Plymouth, 1992-76 Nissan, Infiniti	311
618-011 (5)	2	1983-67 AMC	311
618-012 (5)	2	Chevrolet/GMC Truck	311
618-013 (5)	1	1978-74 AMC, 1993-55 FMC Cars	309
618-014 (5)	2	1987-76 Chevrolet, T1000, Fiero	312
618-015 (5)	3	2002-74 Audi & VW, 1994-88 FMC Cars, 1989-81 Mazda, 1978 Horizon, Omni	313
618-016 (5)	2	1980-62 GM Cars	310
618-017 (5)	3	1988-67 AMC, 2005-79 Chrysler Prod, 1986-76 Jeep, 2000-76 Nissan	314
618-018 (5)	1	2001-71 Audi	309
618-019 (5)	4	1989-73 Ford Truck	315
618-020 (5)	1	1994-81 Ford & Mercury, 1985-76 Honda	309
618-021 (5)	1	2002-73 Audi & VW, 1986-71 Dodge & Plymouth, 1986-76 Mazda, 1985-83 Mitsubishi, 1982-68 Nissan, 1982-77 Porsche	309
618-022 (5)	1	1989-78 Chrysler Prod, 1987-79 Honda, 1989-83 Mitsubishi	310
618-023 (5)	1	1993-79 Dodge & Plymouth Truck, 1996-83 Mitsubishi	310
618-024 (5)	3	1979-73 Honda	314
618-025 (5)	3	1979-73 Honda	312
618-026 (5)	3	2002-81 FMC Car & Truck, 2005-80 GM Car, 1999-91 Saturn	313
618-027 (5)	1	1988-84 AMC, 1996-79 GM Car & Truck, 2001-84 Jeep, 2001-85 Nissan & Infiniti	315
618-028 (5)	3	1996-88 GM Car	314
618-030 (5)	1	2005-86 Acura & Honda	310
618-031 (5)	3	2001-85 Chevrolet/Geo, 2004-89 Suzuki	312
618-032 (5)	5	2002-88 Chevrolet/GMC Truck	315
618-033 (5)	6	2005-83 FMC Car & Truck, 1992-86 Jeep, 2005-94 Mazda Truck	315
618-034 (5)	1	2003-84 Honda & Acura	310

Part # (Qty.)	Type	Application	Page #
618-036 (5)	1	1989-72 Chevrolet/Geo Spectrum & LUV, 1089-81 Isuzu, 1993-88 Pontiac Lemans	309
618-037 (5)	3	1998-79 Chrysler Prod Car, 1992-88 Daihatsu, 2001-87 Hyundai, 2001-83 Mitsubishi	314
618-038 (5)	6	1999-90 Nissan & Infiniti	315
618-039 (5)	6	2000-87 Nissan & Infiniti	315
618-040 (5)	8	1980-67 Chevrolet/GMC Truck, 1993-72 Dodge Truck, 1997-64 Ford Truck, 1972-67 IHC, 1990-74 Jeep, 1997-94 Mazda Truck	316
618-041 (5)	9	1991-81 Chevrolet/GMC Truck, 1998-80 Ford Truck	316
618-042 (5)	9	1991-82 Chevrolet/GMC Truck, 1993-92 Dodge Truck, 1998-85 Ford Truck	316
618-045 (5)	2	1978-67 IHC, 1986-62 Jeep	311
618-046 (5)	10	1991-68 Dodge Truck	316
618-048 (5)	2	1981-73 Chevrolet/GMC Truck, 1987-78 Ford Truck	311
618-049 (5)	11	1981-73 Chevrolet/GMC Truck, 1987-78 Ford Truck	316
618-050 (5)	12	1976-63 Dodge Truck, 1988-68 Jeep	317
618-051 (5)	11	2002-73 Chevrolet/GMC Truck, 1998-92 Ford Truck	317
618-052 (5)	2	2002-73 Chevrolet/GMC Truck, 1998-92 Ford Truck	312
618-053 (5)	8	1994-83 Ford Truck	315
618-054 (5)	2	1991-82 Chevrolet/GMC Truck	312
618-055 (5)	13	1991-82 Chevrolet/GMC Truck	317
618-057 (5)	3	2005-88 Cadillac/Chevrolet/GMC/Oldsmobile Truck, 2005-03 Hummer	314
618-058 (5)	14	1986-62 Jeep	317
618-059 (5)	2	1990-85 Chevrolet/Geo Prizm, 1993-84 Toyota & Lexus	313
618-060 (5)	3	1989-85 Chevrolet/Geo Spectrum, 1089-85 Isuzu, 1993-88 Pontiac Lemans	313
618-061 (5)	2	2003-60 Chrysler Prod Car & Truck	313
618-062 (5)	3	1991-88 Mazda	314
618-063 (5)	3	1982-72 Ford Truck, 1993-71 Mazda	313
618-064 (5)	3	1994-89 Subaru	313
618-065 (5)	3	2005-83 FMC Car & Truck, 1992-86 Jeep, 2005-94 Mazda Truck	313
618-066 (5)	3	1994-75 Subaru	314
618-067 (5)	2	1972-64 Ford Truck	312

Axle/Spindle Washer Photo Guide

TYPE 1



618-001

ID x OD	Thickness	NIB
49/64" x 1-13/16"	1/8"	7/32" x 7/32"



618-013

ID x OD	Thickness	NIB
13/16" x 1-21/32"	3/32"	3/16" x 3/16"



618-008

ID x OD	Thickness	NIB
57/64" x 2-5/8"	9/64"	5/32" x 1/4"



618-018

ID x OD	Thickness	NIB
16.1mm x 41.3mm	2.6mm	2.5mm x 2.8mm



618-036

ID x OD	Thickness	NIB
16.2mm x 35.1mm	3.0mm	4.0mm x 4.7mm



618-020

ID x OD	Thickness	NIB
16.2mm x 35.8mm	2.4mm	2.8mm x 2.8mm



618-021

ID x OD	Thickness	NIB
16.7mm x 34.0mm	3.2mm	3.0mm x 3.5mm

All photos approximate actual size.

Axle/Spindle Washer Photo Guide

TYPE 1 (continued)



618-022

ID x OD	Thickness	NIB
16.8mm x 40.0mm	3.1mm	4.6mm x 4.5mm



618-030

ID x OD	Thickness	NIB
25.4mm x 53.7mm	4.6mm	5.5mm x 6.6mm

TYPE 2



618-023

ID x OD	Thickness	NIB
20.8mm x 47.7mm	3.3mm	3.9mm x 5.7mm



618-003

ID x OD	Thickness	NIB
21/32" x 1-5/8"	1/8"	3/32" x 5/32"



618-034

ID x OD	Thickness	NIB
23.5mm x 46.9mm	4.6mm	4.5mm x 4.4mm



618-016

ID x OD	Thickness	NIB
11/16" x 1-7/16"	7/64"	3/32" x 3/16"

Axle/Spindle Washer Photo Guide

TYPE 2 (continued)



618-010

ID x OD	Thickness	NIB
23/32" x 1-1/2"	1/8"	1/16" x 3/16"



618-007

ID x OD	Thickness	NIB
27/32" x 2-1/16"	11/64"	5/32" x 1/4"



618-011

ID x OD	Thickness	NIB
25/32" x 1-9/16"	1/8"	3/32" x 7/32"



618-045

ID x OD	Thickness	NIB
1-5/8" x 2-3/16"	3/32"	3/16" x 15/64"



618-012

ID x OD	Thickness	NIB
27/32" x 1-21/32"	7/64"	3/32" x 7/32"



618-048

ID x OD	Thickness	NIB
2" x 2-5/8"	3/32"	1/8" x 7/32"

All photos approximate actual size.

Axle/Spindle Washer Photo Guide

TYPE 2 (continued)



618-052

ID x OD	Thickness	NIB
2-1/8" x 3-1/8"	1/8"	1/8" x 7/32"



618-014

ID x OD	Thickness	NIB
16.5mm x 34.9mm	3.0mm	1.5mm x 4.2mm



618-067

ID x OD	Thickness	NIB
18mm x 38.2mm	2.8mm	2.4mm x 4.5mm

11

Axle/Spindle Washer Photo Guide



618-054

ID x OD	Thickness	NIB
2-1/4" x 3"	1/8"	1/8" x 1/4"

TYPE 3



618-025

ID x OD	Thickness
16.0mm x 30.0mm	4.5mm



618-031

ID x OD	Thickness
18.1mm x 35.0mm	3.8mm

Axle/Spindle Washer Photo Guide

TYPE 3 (continued)



618-065

ID x OD	Thickness
18.5mm x 35.8mm	3.5mm



618-061

ID x OD	Thickness
19.1mm x 41.6mm	2.6mm




618-059

ID x OD	Thickness
19.9mm x 40mm	3.25mm



618-060

ID x OD	Thickness
20.0mm x 39.8mm	4.1mm



618-026

ID x OD	Thickness
20.2mm x 39.8mm	4.1mm




618-064

ID x OD	Thickness
20.4mm x 35.7mm	3.5mm



618-015

ID x OD	Thickness
21.5mm x 36.0mm	3.7mm



618-063

ID x OD	Thickness
22.5mm x 38mm	6mm

All photos approximate actual size.

Axle/Spindle Washer Photo Guide



618-062

ID x OD	Thickness
22.6mm x 52.5mm	6.2mm



618-024

ID x OD	Thickness
22.7mm x 35.0mm	3.1mm



618-037

ID x OD	Thickness
22.7mm x 42.7mm	5.4mm



618-017

ID x OD	Thickness
23.0mm x 38.0mm	3.6mm



618-027

ID x OD	Thickness
24.7mm x 45.1mm	4.7mm



618-066

ID x OD	Thickness
24.5mm x 39.6mm	4.3mm



618-028

ID x OD	Thickness
24.9mm x 49.0mm	6.1mm



618-057

ID x OD	Thickness
25.3mm x 44.2mm	5.2mm

Axle/Spindle Washer Photo Guide

TYPE 4



618-019


ID x OD	Thickness
3/4" x 1-21/32"	3/32"

TYPE 6



618-033

ID x OD	Thickness
3/4" x 1-21/32"	3/32"



618-038

ID x OD	Thickness
30.3mm x 48.8mm	6.0mm



618-039

ID x OD	Thickness
27.3mm x 44.7mm	4.4mm

TYPE 5



618-032

ID x OD	Thickness	NIB
20.1mm x 44.0mm	2.6mm	2.0mm x 4.6mm

TYPE 8



618-053

ID x OD	Thickness	NIB
1-1/2" x 2-3/16"	1/8"	3/32" x 1/4"

All photos approximate actual size.

Axle/Spindle Washer Photo Guide



618-040

ID x OD	Thickness	NIB
1-5/8" x 2-3/16"	1/8"	1/16" x 1/4"

TYPE 9



618-041

ID x OD	Thickness	NIB
1-5/8" x 2-1/2"	7/64"	1/16" x 1/4"



618-042

ID x OD	Thickness	NIB
2" x 2-17/32"	7/64"	3/32" x 1/4"


TYPE 10



618-046

ID x OD	Thickness	NIB
2-1/16" x 2-9/16"	5/64"	1/8" x 1/4"

TYPE 11

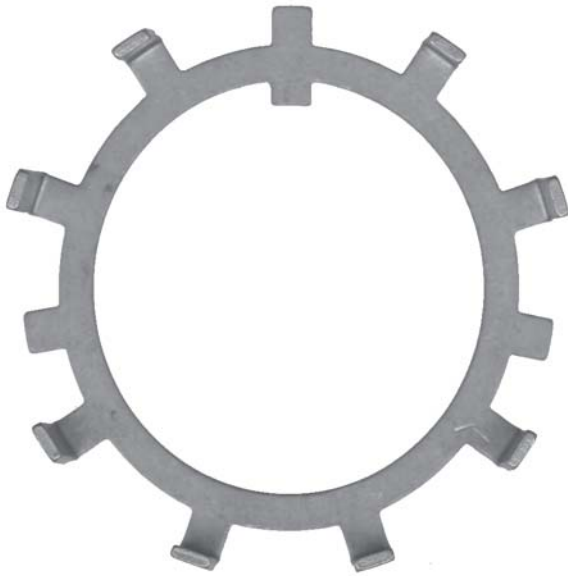


618-049

ID x OD	Thickness	NIB
2" x 2-9/16"	1/16"	7/64" x 5/32"

Axle/Spindle Washer Photo Guide

TYPE 13



618-051

ID x OD	Thickness	NIB
2-1/8" x 2-7/8"	1/16"	7/64" x 7/32"



618-055

ID x OD	Thickness	NIB
2-1/4" x 2-3/4"	1/16"	3/16" x 7/32"


TYPE 12



618-050

ID x OD	Thickness	NIB
1-13/16" x 2-3/8"	1/16"	3/64" x 3/32"

TYPE 14



618-058

ID x OD	Thickness	NIB
41.4mm x 65.0mm	1.7mm	5.0mm x 6.0mm

All photos approximate actual size.

Axle/Spindle Hardware – Cars & 2WD Trucks

Make/Model Years	Location	Description	Nut	Retainer	Washer	Spindle-Tite! Kit
ACURA						
CL						
2003-00	Front	-	615-110	N/R	N/R	05121
1999-97	Front	-	615-110	N/R	N/R	05121
1999-97	Rear	-	615-110	N/R	618-030	05121
INTEGRA						
2001-90	Front	-	615-091	N/R	N/R	05172
2001-90	Rear	-	615-091	N/R	618-034	05172
1989-86	Front	-	615-091	N/R	N/R	05172
1989-86	Rear	-	—	N/R	618-034	—
LEGEND						
1995-91	Front	-	615-146	N/R	N/R	05210
1995-91	Rear	-	615-146	N/R	—	05210
1990-86	Front	-	615-110	N/R	N/R	05121
1990-86	Rear	-	615-110	N/R	618-030	05121
MDX						
2005-01	Rear	-	615-110	N/R	N/R	05121
2002-01	Front	-	615-110	N/R	N/R	05121
NSX						
2005-91	Front	-	615-146	N/R	N/R	05210
2005-91	Rear	-	615-146	N/R	N/R	05210
RL						
2005-96	Rear	-	615-110	N/R	618-030	05121
2004-96	Front	-	615-110	N/R	N/R	05121
RSX						
2005-02	Front	RSX-S	615-110	N/R	N/R	05121
2004-02	Front	Exc. RSX-S	615-091	N/R	N/R	05172
TL						
2005-99	Front	-	615-110	N/R	N/R	05121
1998-95	Front	-	615-110	N/R	N/R	05121
1998-95	Rear	-	615-091	N/R	618-034	05172
VIGOR						
1994-92	Front	-	615-110	N/R	N/R	05121
1994-92	Rear	-	615-091	N/R	618-034	05172
AMERICAN MOTORS						
AMBASSADOR						
1974	Front	Bendix	615-074	615-075	618-013	05194
1974	Front	Kelsey-Hayes	615-072	615-073	618-011	05190
1974	Rear	-	615-152	N/R	618-017	05211
1973-67	Front	-	615-072	615-073	618-011	05190
1973-67	Rear	-	615-152	N/R	618-017	05211
AMX, CONCORD						
1983-79	Front	-	615-072	615-073	618-011	05190
1983-79	Rear	-	615-152	N/R	618-017	05211
1978	Front	-	615-074	615-075	618-013	05194
1978	Rear	-	615-152	N/R	618-017	05211
1974	Front	Bendix	615-074	615-075	618-013	05194
1974	Front	Kelsey-Hayes	615-072	615-073	618-011	05190
1974	Rear	-	615-152	N/R	618-017	05211
1973-68	Front	-	615-072	615-073	618-011	05190
1973-68	Rear	-	615-152	N/R	618-017	05211
EAGLE						
1988-84	Front	-	615-096	615-149	618-027	05101
1988-84	Rear	-	615-152	N/R	618-017	05211
1983-80	Rear	-	615-152	N/R	618-017	05211
GREMLIN, HORNET, JAVELIN, MARLIN, MATADOR, PACER						
1980-79	Front	-	615-072	615-073	618-011	05190
1980-79	Rear	-	615-152	N/R	618-017	05211
1978-77	Front	-	615-074	615-075	618-013	05194
1978-77	Rear	-	615-152	N/R	618-017	05211
1976-74	Front	Bendix	615-074	615-075	618-013	05194
1976-74	Front	Kelsey-Hayes	615-072	615-073	618-011	05190
1976-74	Rear	-	615-152	N/R	618-017	05211
1973-67	Front	-	615-072	615-073	618-011	05190
1973-67	Rear	-	615-152	N/R	618-017	05211
RAMBLER, REBEL, ROGUE						
1970-67	Front	-	615-072	615-073	618-011	05190
1970-67	Rear	-	615-152	N/R	618-017	05211
SPIRIT						
1983-79	Front	-	615-072	615-073	618-011	05190
1983-79	Rear	-	615-152	N/R	618-017	05211
AUDI						
100 SERIES						
1977-71	Front	-	615-087	N/R	N/R	—
1977-71	Rear	-	615-082	615-083	618-018	05153
100, 200						
1994-92	Rear	-	615-082	615-083	618-018	05153
1991-89	Front	AT	615-117	N/R	—	—
1991-89	Rear	-	615-082	615-083	618-018	05153
4000, 4000S						
1987-80	Front	-	615-107	N/R	618-015	05139
1987-80	Rear	-	615-082	615-083	618-021	—

Axle/Spindle Hardware – Cars & 2WD Trucks

Make/Model Years	Location	Description	Nut	Retainer	Washer	Spindle-Tite! Kit
AUDI (continued)						
4000CS QUATTRO, 4000S QUATTRO						
1987-84	Front	-	615-107	N/R	618-015	05139
1987-84	Rear	-	615-117	N/R	—	—
5000, 5000CS, 5000S, 5000S TURBO						
1988-78	Front	-	615-117	N/R	—	—
1988-78	Rear	-	615-082	615-083	618-018	05153
5000CS QUATTRO, 5000S QUATTRO						
1988-87	F/R	-	615-117	N/R	—	—
80 QUATTRO, 90 QUATTRO						
1988	Rear	-	615-117	N/R	—	—
80, 90						
1995-90	Rear	-	615-082	615-083	618-018	05153
1989-88	Front	-	615-107	N/R	618-015	05139
1989-88	Rear	-	615-082	615-083	618-018	05153
A4, A6						
2001-95	Rear	-	615-082	615-083	618-018	05153
CABRIOLET						
1998-94	Rear	-	615-082	615-083	618-018	05153
COUPE						
1987-81	Front	-	615-107	N/R	618-015	05139
1987-81	Rear	w/Rear Disc Brakes	615-082	615-083	618-018	05153
1987-81	Rear	w/Rear Drum Brakes	615-082	615-083	618-021	—
FOX						
1979-73	Rear	-	615-082	615-083	618-021	—
QUATTRO						
1985-83	F/R	-	615-117	N/R	—	—
BUICK						
APOLLO						
1975-73	Front	-	615-065	N/R	618-005	05193
CENTURION						
1973-71	Front	-	615-065	N/R	618-005	05193
CENTURY						
2005-04	Front	-	615-144	N/R	N/R	05107
1996-94	Front	-	615-144	N/R	N/R	05107
1993-91	Front	-	615-095	N/R	618-027	05177
1990-82	Front	w/Heavy Duty Brakes, 10.4" Rotor	615-095	N/R	618-027	05177
1990-82	Front	wo/Heavy Duty Brakes, 9.86" Rotor	615-089	N/R	618-026	05170
1981-73	Front	-	615-065	N/R	618-005	05193
ELECTRA						
1990-85	Front	-	615-095	N/R	618-027	05177
1984-63	Front	-	615-065	N/R	618-005	05193
ESTATE WAGON						
1990-70	Front	-	615-065	N/R	618-005	05193
GRAN SPORT						
1972-65	Front	-	615-065	N/R	618-005	05193
LACROSS						
2005	Front	-	615-144	N/R	N/R	05107
LESABRE						
2005-92	Front	-	615-144	N/R	N/R	05107
1991-86	Front	-	615-095	N/R	618-027	05177
1985-63	Front	-	615-065	N/R	618-005	05193
PARK AVENUE						
2005-91	Front	-	615-144	N/R	N/R	05107
REGAL						
1996-88	Front	-	615-095	N/R	618-028	05177
1987-73	Front	-	615-065	N/R	618-005	05193
RENDEZVOUS						
2005-02	F/R	-	615-144	N/R	N/R	05107
RIVIERA, REATTA						
1999-92	Front	-	615-144	N/R	N/R	05107
1991-90	Front	-	615-095	N/R	618-028	05177
1989-86	Front	-	615-095	N/R	618-027	05177
1985-79	Front	-	615-096	615-149	618-027	05101
1978-63	Front	-	615-065	N/R	618-005	05193
ROADMASTER						
1996-91	Front	-	615-065	N/R	618-005	05193
SKYHAWK						
1989-82	Front	-	615-089	N/R	618-026	05170
1980-75	Front	-	615-076	N/R	618-016	05108
SKYLARK, SOMERSET, SPECIAL, SPORTWAGON						
1998-80	Front	-	615-089	N/R	618-026	05170
1979-63	Front	-	615-065	N/R	618-005	05193
TERRAZA						
2005	F/R	-	615-144	N/R	N/R	05107
WILDCAT						
1970-63	Front	-	615-065	N/R	618-005	05193
CADILLAC						
ALLANTE						
1993	Front	-	615-144	N/R	N/R	05107
1992-90	Front	-	615-095	N/R	618-028	05177
1989-87	Front	-	615-095	N/R	618-027	05177

Axle/Spindle Hardware – Cars & 2WD Trucks

Make/Model Years	Location	Description	Nut	Retainer	Washer	Spindle-Tite! Kit
CADILLAC (continued)						
CALAIS						
1976-67	Front	-	615-065	N/R	618-005	05193
CIMARRON						
1988-82	Front	-	615-089	N/R	618-026	05170
CONCOURS, DEVILLE						
2005-00	Front	Exc. Heavy Duty Susp	615-144	N/R	N/R	05107
1999	Front	Exc. Hearse-Limo-Heavy Duty Brakes	615-144	N/R	N/R	05107
1999	Front	Hearse or Limo	615-095	N/R	N/R	05177
1998-94	Front	-	615-144	N/R	N/R	05107
1993	Front	-	615-144	N/R	—	05107
1992	Front	-	615-144	N/R	618-028	05107
1991	Front	w/Heavy Duty Brakes	615-095	N/R	618-028	05177
1991	Front	wo/Heavy Duty Brakes	615-095	N/R	618-027	05177
1990-85	Front	-	615-095	N/R	618-027	05177
1984-67	Front	-	615-065	N/R	618-005	05193
CTS						
2005-04	Rear	-	615-144	N/R	N/R	05107
ELDORADO						
2002-92	Front	-	615-144	N/R	N/R	05107
1991-90	Front	-	615-095	N/R	618-028	05177
1989-86	Front	-	615-095	N/R	618-027	05177
1985-79	Front	-	615-096	615-149	618-027	05101
FLEETWOOD (FWD)						
1993	Front	-	615-144	N/R	—	05107
1992	Front	-	615-144	N/R	618-028	05107
1991	Front	w/Heavy Duty Brakes	615-095	N/R	618-028	05177
1991	Front	wo/Heavy Duty Brakes	615-095	N/R	618-027	05177
1990-85	Front	-	615-095	N/R	618-027	05177
FLEETWOOD (RWD)						
1996-67	Front	-	615-065	N/R	618-005	05193
SEVILLE						
2004-92	Front	-	615-144	N/R	N/R	05107
1991-90	Front	-	615-095	N/R	618-028	05177
1989-86	Front	-	615-095	N/R	618-027	05177
1985-80	Front	-	615-096	615-149	618-027	05101
1979-76	Front	-	—	N/R	618-005	—
STS						
2005-04	Rear	-	615-144	N/R	N/R	05107
XLR						
2005-04	Rear	-	615-144	N/R	N/R	05107
CHEVROLET						
BELAIR, BISCAIYNE, BROOKWOOD						
1975-71	Front	-	615-065	N/R	618-005	05193
1970	Front	-	615-057	N/R	—	—
BERETTA						
1996-87	Front	-	615-089	N/R	618-026	05170
CAMARO						
1992-91	Front	-	615-147	615-154	618-005	05109
1990-67	Front	-	615-065	N/R	618-005	05193
CAPRICE						
1996-71	Front	-	615-065	N/R	618-005	05193
1970	Front	-	615-057	N/R	—	—
CAVALIER						
2005-82	Front	-	615-089	N/R	618-026	05170
CELEBRITY						
1990-82	Front	w/Heavy Duty Brakes, 10.4" Rotor	615-095	N/R	618-027	05177
1990-82	Front	wo/Heavy Duty Brakes, 9.86" Rotor	615-089	N/R	618-026	05170
CHEVELLE						
1973-64	Front	-	615-065	N/R	618-005	05193
CHEVETTE						
1987-76	Front	-	615-077	N/R	618-014	05189
CITATION						
1985-80	Front	-	615-089	N/R	618-026	05170
COBALT						
2005	Front	-	615-089	N/R	618-026	05170
CORSICA						
1996-87	Front	-	615-089	N/R	618-026	05170
CORVETTE						
2005-97	Rear	-	615-144	N/R	N/R	05107
1996-84	Rear	-	615-096	615-149	618-027	05101
1982-69	Front	-	615-057	N/R	—	—
EL CAMINO						
1987-64	Front	-	615-065	N/R	618-005	05193
EQUINOX						
2005	Front	-	615-144	N/R	N/R	05107
2005	Rear	-	615-089	N/R	618-026	05170
IMPALA						
2005-04	Front	-	615-144	N/R	N/R	05107
IMPALA, IMPALA SS, KINGSWOOD, TOWNSMAN						
1996-94	Front	-	615-065	N/R	618-005	05193
1985-71	Front	-	615-065	N/R	618-005	05193
1970	Front	-	615-057	N/R	—	—

Axle/Spindle Hardware – Cars & 2WD Trucks

Make/Model Years	Location	Description	Nut	Retainer	Washer	Spindle-Tite! Kit
CHEVROLET (continued)						
LUMINA						
1996-90	Front	-	615-095	N/R	618-028	05177
LUMINA APV						
1996-92	Front	-	615-144	N/R	N/R	05107
1991-90	Front	-	615-095	N/R	618-027	05177
MALIBU, LAGUNA						
1983-64	Front	-	615-065	N/R	618-005	05193
METRO						
2001-99	Front	-	615-115	N/R	618-031	05102
2000-99	Rear	wo/ABS	615-103	N/R	—	—
MONTE CARLO						
2005-04	Front	-	615-144	N/R	N/R	05107
1996-95	Front	-	615-095	N/R	618-028	05177
1988-70	Front	-	615-065	N/R	618-005	05193
MONZA						
1980-75	Front	-	615-076	N/R	618-016	05108
NOVA						
1988-85	Front	w/19mm Nut	615-109	615-102	618-059	05104
1988-85	Front	w/22mm Nut	615-119	615-151	618-059	05105
1979-64	Front	-	615-065	N/R	618-005	05193
PRIZM						
2002-98	Front	-	—	615-151	N/R	—
SPECTRUM						
1988-87	Front	-	615-112	N/R	618-060	05132
1988-87	Rear	-	615-159	N/R	618-036	05133
1986-85	Front	-	615-116	N/R	618-060	05106
1986-85	Rear	-	615-159	N/R	618-036	05133
SPRINT						
1988-87	Front	-	615-153	N/R	618-031	05103
1988-87	Rear	-	615-103	N/R	—	—
1986-85	Front	-	615-153	N/R	618-031	05103
UPLANDER						
2005	F/R	-	615-144	N/R	N/R	05107
VEGA						
1977-71	Front	-	615-076	N/R	618-016	05108
VENTURE						
2005-97	F/R	-	615-144	N/R	N/R	05107
CHEVROLET/GMC TRUCK 2WD						
ASTRO 2WD						
2002-85	Front	-	615-065	N/R	618-005	05193
ASTRO 4WD						
2005	Front	-	615-144	N/R	N/R	05107
BLAZER 2WD						
1984-73	Front	-	615-065	N/R	618-005	05193
C.R10/15/1500 PICKUP 2WD						
2000-89	Front	-	615-148	N/R	618-032	05145
1988-87	Front	Rect. Headlights	615-148	N/R	618-032	05145
1988-87	Front	Round Headlights	615-065	N/R	618-005	05193
1986-73	Front	-	615-065	N/R	618-005	05193
C.R10/15/1500 SUBURBAN 2WD						
2000-92	Front	-	615-148	N/R	618-032	05145
1991-73	Front	-	615-065	N/R	618-005	05193
C.R20/25/2500 PICKUP 2WD						
2000-90	Front	-	615-148	N/R	618-032	05145
1989-88	Front	Rect. Headlights	615-148	N/R	618-032	05145
1989-88	Front	Round Headlights	615-057	N/R	618-007	05110
1987-73	Front	-	615-057	N/R	618-007	05110
C.R20/25/2500 SUBURBAN 2WD						
2000-92	Front	-	615-148	N/R	618-032	05145
1991-73	Front	-	615-057	N/R	618-007	05110
C.R30/35/3500 PICKUP 2WD						
2000-92	Front	w/15,000 Lb GVWR	615-057	N/R	618-007	05110
2000-92	Front	wo/15,000 Lb GVWR	615-148	N/R	618-032	05145
1991	Front	Rect. Headlights, w/15,000 Lb GVWR	615-057	N/R	618-007	05110
1991	Front	Rect. Headlights, wo/15,000 Lb GVWR	615-148	N/R	618-032	05145
1991	Front	Round Headlights	615-057	N/R	618-007	05110
1990-88	Front	Rect. Headlights	615-148	N/R	618-032	05145
1990-88	Front	Round Headlights	615-057	N/R	618-007	05110
1987-73	Front	-	615-057	N/R	618-007	05110
CABALLERO						
1987-78	Front	-	615-065	N/R	618-005	05193
EXPRESS 1500/2500/3500 VAN						
2002-96	Front	-	615-148	N/R	618-032	05145
G10/15/1500 VAN						
1995	Front	27/32-20 Nut	615-057	N/R	618-007	05110
1995	Front	3/4-20 Nut	615-065	N/R	618-005	05193
1994-73	Front	-	615-065	N/R	618-005	05193
G20/25/2500 VAN						
1995-84	Front	27/32-20 Nut	615-057	N/R	618-007	05110
1995-84	Front	3/4-20 Nut	615-065	N/R	618-005	05193
1983-80	Front	-	615-065	N/R	618-005	05193

Axle/Spindle Hardware – Cars & 2WD Trucks

Make/Model Years	Location	Description	Nut	Retainer	Washer	Spindle-Tite! Kit
CHEVROLET/GMC TRUCK 2WD (continued)						
G30 /35/3500VAN						
1996-73	Front	-	615-057	N/R	618-007	05110
JIMMY 2WD						
1984-73	Front	-	615-065	N/R	618-005	05193
LUV PICKUP 2WD						
1982-72	Front	-	—	N/R	618-036	—
P10/15 FORWARD CONTROL VAN						
1980-73	Front	-	615-065	N/R	618-005	05193
P20/25 FORWARD CONTROL VAN						
1989-73	Front	-	615-057	N/R	618-007	05110
P30/35 FORWARD CONTROL VAN						
1998-73	Front	-	615-057	N/R	618-007	05110
S10/15 BLAZER, JIMMY 2WD						
1997-83	Front	-	615-065	N/R	618-005	05193
S10/15 PICKUP, SONOMA 2WD						
2002-82	Front	-	615-065	N/R	618-005	05193
SAFARI 2WD						
2002-85	Front	-	615-065	N/R	618-005	05193
SAFARI 4WD						
2005	Front	-	615-144	N/R	N/R	05107
SAVANA 1500/2500/3500 VAN						
2002-96	Front	-	615-148	N/R	618-032	05145
SPRINT						
1977-71	Front	-	615-065	N/R	618-005	05193
TAHOE, YUKON 2WD						
2000-95	Front	-	615-148	N/R	618-032	05145
CHRYSLER						
300						
1971-66	Front	-	615-072	615-073	618-061	05190
300M						
2004-99	Front	-	615-144	—	—	05107
CIRRUS						
2000-95	Front	-	615-079	615-080	618-017	05183
CONCORDE						
2004-93	Front	-	615-144	—	—	05107
CONQUEST						
1989-87	Front	-	—	615-083	618-022	—
CORDOBA						
1983-75	Front	-	615-072	615-073	618-061	05190
E CLASS, EXECUTIVE SEDAN						
1984-83	Front	-	615-079	615-080	618-017	05183
1984-83	Rear	-	615-072	615-073	618-061	05190
FIFTH AVENUE						
1989-83	Front	-	615-072	615-073	618-061	05190
IMPERIAL						
1993-90	Front	-	615-079	615-080	618-017	05183
1993-90	Rear	-	615-072	615-073	618-061	05190
1983-81	Front	-	615-072	615-073	618-061	05190
1975-66	Front	-	615-072	615-073	618-061	05190
LASER						
1986-84	Front	-	615-079	615-080	618-017	05183
1986-84	Rear	-	615-072	615-073	618-061	05190
LEBARON, LEBARON GTC, LEBARON GTS						
1995-82	Front	-	615-079	615-080	618-017	05183
1995-82	Rear	-	615-072	615-073	618-061	05190
1981-77	Front	-	615-072	615-073	618-061	05190
LHS						
2001-94	Front	-	615-144	—	—	05107
NEW YORKER, NEWPORT						
1996-94	Front	-	615-144	—	—	05107
1993-83	Front	-	615-079	615-080	618-017	05183
1993-83	Rear	-	615-072	615-073	618-061	05190
1982-66	Front	-	615-072	615-073	618-061	05190
PACIFICA						
2005-04	F/R	-	615-079	615-080	618-017	05183
PROWLER						
2002	Rear	-	615-144	N/R	N/R	05107
PT CRUISER						
2005-01	Front	-	615-079	615-080	618-017	05183
SEBRING						
1998-96	Front	Convertible	615-079	615-080	618-017	05183
1998-96	Front	Coupe	615-105	N/R	618-037	05117
1995	Front	-	615-105	N/R	618-037	05117
TC MASERATI						
1991-89	Front	-	615-079	615-080	618-017	05183
1991-89	Rear	-	615-072	615-073	618-061	05190
TOWN & COUNTRY						
2005-96	Front	-	615-079	615-080	618-017	05183
2005-96	Rear	2WD	615-079	615-080	618-017	05183
2005-96	Rear	4WD	615-079	N/R	618-017	05183
1995	Front	-	615-079	615-080	618-017	05183
1995	Rear	2WD	615-072	615-073	618-061	05190

Axle/Spindle Hardware – Cars & 2WD Trucks

Make/Model Years	Location	Description	Nut	Retainer	Washer	Spindle-Tite! Kit
CHRYSLER (continued)						
TOWN & COUNTRY (continued)						
1995	Rear	4WD	615-079	N/R	618-017	05183
1994-92	Front	-	615-079	615-080	618-017	05183
1994-92	Rear	2WD	615-072	615-073	618-061	05190
1994-92	Rear	4WD	615-079	615-073	618-017	—
1991-82	Front	-	615-079	615-073	618-017	—
1991-82	Rear	-	615-072	615-073	618-061	05190
1981-66	Front	-	615-072	615-073	618-061	05190
VOYAGER, GRAND VOYAGER						
2005-00	Front	-	615-079	615-080	618-017	05183
2005-00	Rear	2WD	615-079	615-080	618-017	05183
2005-00	Rear	4WD	615-079	N/R	618-017	05183
DAIHATSU						
CHARADE						
1992-89	Front	-	615-105	—	618-037	05117
1992-89	Rear	4-Door	—	—	618-037	—
1988	Front	-	615-105	—	618-037	05117
DODGE						
400, 600						
1988-82	Front	-	615-079	615-080	618-017	05183
1988-82	Rear	-	615-072	615-073	618-061	05190
ARIES						
1989-81	Front	-	615-079	615-080	618-017	05183
1989-81	Rear	-	615-072	615-073	618-061	05190
ASPEN						
1980-76	Front	-	615-072	615-073	618-061	05190
AVENGER						
1998-95	Front	-	615-105	N/R	618-037	05117
CARAVAN, GRAND CARAVAN, MINI RAM VAN						
2005-96	Front	-	615-079	615-080	618-017	05183
2005-96	Rear	2WD	615-079	615-080	618-017	05183
2005-96	Rear	4WD	615-079	N/R	618-017	05183
1995	Front	-	615-079	615-080	618-017	05183
1995	Rear	2WD	615-072	615-073	618-061	05190
1995	Rear	4WD	615-079	N/R	618-017	05183
1994-91	Front	-	615-079	615-080	618-017	05183
1994-91	Rear	2WD	615-072	615-073	618-061	05190
1994-91	Rear	4WD	615-079	615-080	618-017	05183
1990-84	Front	-	615-079	615-080	618-017	05183
1990-84	Rear	-	615-072	615-073	618-061	05190
CHALLENGER						
1983-78	Front	-	615-082	615-083	618-022	—
1974-70	Front	-	615-072	615-073	618-061	05190
CHARGER						
1987-83	Front	-	615-079	615-080	618-017	05183
1987-83	Rear	-	615-072	615-073	618-061	05190
1978-66	Front	-	615-072	615-073	618-061	05190
COLT						
1994-91	Front	-	615-105	N/R	618-037	05117
1994-91	Rear	-	615-156	N/R	N/R	05123
1990-89	Front	-	615-105	N/R	618-037	05117
1990-89	Rear	DL Model	—	615-083	—	—
1990-89	Rear	Exc. DL Model	615-156	N/R	N/R	05123
1988-85	Front	-	615-105	N/R	618-037	05117
1984-81	Front	-	615-105	N/R	618-037	05117
1984-81	Rear	-	615-082	615-083	618-021	—
1980-79	Front	FWD	615-105	N/R	618-037	05117
1980-79	Front	FWD	615-082	615-083	618-021	—
1980-79	Rear	FWD	615-082	615-083	618-021	—
1978-71	Front	-	615-082	615-083	618-021	—
COLT VISTA						
1991-87	Front	-	615-105	N/R	618-037	05117
1991-87	Rear	-	—	615-083	—	—
1986-85	Front	-	615-105	N/R	618-037	05117
1984	Front	-	615-105	N/R	618-037	05117
1984	Rear	-	615-082	615-083	618-021	—
CONQUEST						
1986-84	Front	-	615-082	615-083	618-022	—
CORONET						
1976-66	Front	-	615-072	615-073	618-061	05190
DART						
1976-73	Front	-	615-072	615-073	618-061	05190
1972-66	Front	w/9" Front Brakes	—	615-073	—	—
1972-66	Front	wo/9" Front Brakes	615-072	615-073	618-061	05190
DAYTONA						
1993-84	Front	-	615-079	615-080	618-017	05183
1993-84	Rear	-	615-072	615-073	618-061	05190
DIPLOMAT						
1989-77	Front	-	615-072	615-073	618-061	05190
DYNASTY						
1993-88	Front	-	615-079	615-080	618-017	05183
1993-88	Rear	-	615-072	615-073	618-061	05190

Axle/Spindle Hardware – Cars & 2WD Trucks

Make/Model Years	Location	Description	Nut	Retainer	Washer	Spindle-Tite! Kit
DODGE (continued)						
GRAND CARAVAN - See CARAVAN						
INTREPID						
2004-93	Front	-	615-144	—	—	05107
LANCER						
1989-85	Front	-	615-079	615-080	618-017	05183
1989-85	Rear	-	615-072	615-073	618-061	05190
MAGNUM, MIRADA						
1983-78	Front	-	615-072	615-073	618-061	05190
MONACO, POLARA, ROYAL MONACO						
1992-90	Front	-	615-108	N/R	—	05118
1978-66	Front	-	615-072	615-073	618-061	05190
NEON						
2003-00	Front	-	615-079	615-080	618-017	05183
1999-95	Front	-	—	615-080	—	—
OMNI, RAMPAGE						
1990-79	Front	-	615-079	615-080	618-017	05183
1990-79	Rear	-	615-072	615-073	618-061	05190
1978	Front	-	615-078	N/R	618-015	05195
1978	Rear	-	615-072	615-073	618-061	05190
SHADOW, SPIRIT						
1995-87	Front	-	615-079	615-080	618-017	05183
1995-87	Rear	-	615-072	615-073	618-061	05190
ST. REGIS						
1981-79	Front	-	615-072	615-073	618-061	05190
STEALTH						
1996-91	Front	-	615-105	N/R	618-037	05117
STRATUS						
2000-95	Front	-	615-079	615-080	618-017	05183
VIPER						
2004-00	Rear	-	—	615-080	—	—
1998-92	Rear	-	—	615-080	—	—
DODGE TRUCK						
B100/150/1500, RAM 1500 VAN						
2003-71	Front	-	615-072	615-073	618-061	05190
B200/250/2500, RAM 2500 VAN						
2003-71	Front	-	615-072	615-073	618-061	05190
B300/350/3500, RAM 3500 VAN						
2003-74	Front	wo/4000 Lb. Axle	615-072	615-073	618-061	05190
1973	Front	wo/3800 Lb. Axle	615-072	615-073	618-061	05190
1972-71	Front	-	615-072	615-073	618-061	05190
CB300 CUTAWAY CAB						
1980-74	Front	wo/4000 Lb. Axle	615-072	615-073	618-061	05190
D100/150 PICKUP 2WD						
1993-69	Front	-	615-072	615-073	618-061	05190
D200/250 PICKUP 2WD						
1993-74	Front	wo/4000 Lb. Axle	615-072	615-073	618-061	05190
1973-72	Front	wo/3800 Lb. Axle	615-072	615-073	618-061	05190
1971-69	Front	wo/12 x 3 Brakes	615-072	615-073	618-061	05190
D300/350 PICKUP 2WD						
1993-74	Front	wo/4000 Lb. Axle	615-072	615-073	618-061	05190
1973-72	Front	wo/3800 Lb. Axle	615-072	615-073	618-061	05190
D400/450 CONVENTIONAL CAB 2WD						
1981-78	Front	wo/4000 Lb. Axle	615-072	615-073	618-061	05190
D50 PICKUP						
1982-79	Front	-	615-084	N/R	618-023	05119
DAKOTA						
2003-00	Front	-	—	615-080	—	—
DAKOTA 2WD						
1996-87	Front	-	615-072	615-073	618-061	05190
DURANGO						
2003-00	Front	-	—	615-080	—	—
RAM 1500 PICKUP 2WD						
2001-94	Front	-	615-072	615-073	618-061	05190
RAM 50 PICKUP 2WD						
1993-83	Front	-	615-084	N/R	618-023	05119
RAMCHARGER 2WD						
1993-74	Front	-	615-072	615-073	618-061	05190
EAGLE						
MEDALLION						
1989-88	Front	-	615-108	N/R	—	05118
PREMIER						
1992-88	Front	-	615-108	N/R	—	05118
SUMMIT						
1996-95	Front	-	615-105	N/R	618-037	05117
1996-95	Rear	Exc. 2.4L Eng	615-156	N/R	N/R	05123
1994-92	Front	-	615-105	N/R	618-037	05117
1994-92	Rear	2WD	615-156	N/R	N/R	05123
1991-89	Front	-	615-105	N/R	618-037	05117
1991-89	Rear	-	615-156	N/R	N/R	05123
TALON						
1998	Front	-	615-105	N/R	618-037	05117
1997-95	F/R	-	615-105	N/R	618-037	05117

Axle/Spindle Hardware – Cars & 2WD Trucks

Make/Model Years	Location	Description	Nut	Retainer	Washer	Spindle-Tite! Kit
EAGLE (continued)						
TALON (continued)						
1994-90	Front	-	615-105	N/R	618-037	05117
VISION						
1997-93	Front	-	615-144	—	—	05107
FORD						
COBRA						
1971-70	Front	-	615-074	615-075	618-013	05194
CROWN VICTORIA, COUNTRY SQUIRE, COUNTRY SEDAN, CUSTOM, CUSTOM 500						
2005-92	Front	-	615-098	N/R	N/R	05113
1991-70	Front	-	615-074	615-075	618-013	05194
ESCORT, EXP						
2002-91	F/R	-	615-097	N/R	N/R	05185
1990	Front	-	615-094	N/R	618-026	05184
1990	Rear	-	615-101	N/R	618-029	—
1989-84	Front	-	615-094	N/R	618-026	05184
1989-84	Rear	-	615-101	615-102	618-029	05198
1983-81	Front	-	615-094	N/R	618-026	05184
1983-81	Rear	-	615-088	615-083	618-020	05150
FAIRLANE						
1970	Front	-	615-074	615-075	618-013	05194
FAIRMONT						
1983-78	Front	-	615-074	615-075	618-013	05194
FALCON						
1970-68	Front	From 8/25/69	615-074	615-075	618-013	05194
1970-68	Front	To 8/24/69	615-072	615-073	618-005	05190
FESTIVA						
1993-90	Front	-	615-145	N/R	618-015	05112
1993-90	Rear	LH	615-104	N/R	618-020	05186
1993-90	Rear	RH	615-103	N/R	618-020	05187
1989-88	Front	From 2/1/89	615-145	N/R	618-015	05112
1989-88	Front	To 1/31/89	615-100	N/R	618-015	05176
1989-88	Rear	LH	615-104	N/R	618-020	05186
1989-88	Rear	RH	615-103	N/R	618-020	05187
FIESTA						
1980-78	Front	-	615-165	N/R	—	05173
GALAXIE, GALAXIE 500						
1974-70	Front	-	615-074	615-075	618-013	05194
GRAN TORINO						
1976-72	Front	-	615-074	615-075	618-013	05194
GRANADA						
1982-75	Front	-	615-074	615-075	618-013	05194
LTD, LTD II						
1986-70	Front	-	615-074	615-075	618-013	05194
MAVERICK						
1977-71	Front	-	615-074	615-075	618-013	05194
1970	Front	From 8/25/69	615-074	615-075	618-013	05194
1970	Front	To 8/24/69	615-072	615-073	618-005	05190
MUSTANG, MUSTANG II, PINTO						
2004-99	Front	-	615-098	N/R	N/R	05113
2004-99	Rear	Cobra	615-155	N/R	N/R	05111
1998-94	Front	-	615-098	N/R	N/R	05113
1993-70	Front	-	615-074	615-075	618-013	05194
PROBE						
1997-89	F/R	-	615-097	N/R	N/R	05185
RANCH WAGON						
1976-70	Front	-	615-074	615-075	618-013	05194
RANCHERO						
1979-70	Front	-	615-074	615-075	618-013	05194
TAURUS						
2005-99	Rear	-	615-099	N/R	N/R	05114
1998-90	Front	-	615-089	N/R	618-026	05170
1998-90	Rear	-	615-099	N/R	N/R	05114
1989-86	Front	-	615-089	N/R	618-026	05170
1989-86	Rear	-	615-101	615-102	618-029	05198
TEMPO						
1994-84	Front	-	615-094	N/R	N/R	05184
1994-84	Rear	Exc. 4WD	615-101	615-102	618-029	05198
THUNDERBIRD						
1997-89	Front	-	615-098	N/R	N/R	05113
1997-89	Rear	-	615-155	N/R	N/R	05111
1988-70	Front	-	615-074	615-075	618-013	05194
TORINO						
1976-70	Front	-	615-074	615-075	618-013	05194
ZX2						
2005-00	F/R	-	615-097	N/R	N/R	05185
FORD TRUCK						
AEROSTAR, BRONCO II 2WD						
1997-84	Front	-	615-072	615-073	618-033	05191
COURIER 2WD						
1982-72	Front	-	615-157	615-158	618-063	05126
E-100/150 ECONOLINE						
2003-87	Front	-	615-072	615-073	618-033	05191

Axle/Spindle Hardware – Cars & 2WD Trucks

Make/Model Years	Location	Description	Nut	Retainer	Washer	Spindle-Tite! Kit
FORD TRUCK (continued)						
E-100/150 ECONOLINE (continued)						
1986-75	Front	-	615-072	615-073	618-019	05191
1974-69	Front	-	615-072	615-073	618-005	05190
E-200/250/300/350 ECONOLINE						
2003-90	Front	-	615-072	615-073	618-033	05191
1989-82	Front	-	615-072	615-073	618-019	05191
1981	Front	From 11/1/80	615-072	615-073	618-019	05191
1981	Front	To 10/31/80	615-072	615-073	618-001	05191
1980-75	Front	-	615-072	615-073	618-001	05191
1974-69	Front	-	615-072	615-073	618-005	05190
EXCURSION						
2005-00	Front	2WD, Twin I Beam Axle	615-072	615-073	618-033	05191
EXPEDITION, EXPLORER 2WD						
2003-91	Front	-	615-072	615-073	618-033	05191
F-100/150 PICKUP 2WD						
2004-87	Front	-	615-072	615-073	618-033	05191
1986-73	Front	-	615-072	615-073	618-019	05191
1972-64	Front	-	615-067	N/R	618-005	05140
F-250 PICKUP, F-250 SUPER DUTY, CAB & CHASSIS 2WD						
2005-90	Front	-	615-072	615-073	618-033	05191
1989-80	Front	-	615-072	615-073	618-019	05191
1979-73	Front	w/Dual Piston Caliper	615-067	N/R	618-001	05152
1979-73	Front	w/Single Piston Caliper	615-072	615-073	618-019	05191
1972-68	Front	w/Disc Brakes	615-072	615-073	618-001	05191
1972-68	Front	w/Drum Brakes	618-067	N/R	618-001	05140
F-350 PICKUP, F-350 SUPER DUTY, CAB & CHASSIS 2WD						
2005-90	Front	-	615-072	615-073	618-033	05191
1989-80	Front	-	615-072	615-073	618-019	05191
1979-64	Front	-	615-067	N/R	618-001	05152
F-450/550 SUPER DUTY PICKUP, CAB & CHASSIS 2WD						
2005-90	Front	-	615-072	615-073	618-033	05191
1989-87	Front	-	615-072	615-073	618-019	05191
M-400/450 MOTOR HOME						
1976-73	Front	-	615-009	N/R	—	05142
MEDIUM DUTY 500/900 SERIES						
2002-54	Front	500/600 Series	615-071	N/R	—	05154
2002-54	Front	700/900 Series, w/4-5-6-7000 Lb. Axle	615-009	N/R	—	05142
RANGER 2WD						
2003-84	Front	-	615-072	615-073	618-033	05191
1983	Front	From 7/18/83	615-072	615-073	618-033	05191
1983	Front	To 7/17/83	615-072	615-073	618-019	05191
WINDSTAR						
2003-99	Rear	-	615-099	N/R	N/R	05114
1998	Front	-	615-089	N/R	618-026	05170
1998	Rear	-	615-099	N/R	N/R	05114
1997-95	Front	-	615-089	N/R	618-026	05170
1997-95	Rear	From 8/6/97	615-099	N/R	N/R	05114
1997-95	Rear	To 8/5/97	615-101	615-102	618-029	05198
GEO - Also See Chevrolet						
METRO						
1998-89	Front	-	615-115	N/R	618-031	05102
1998-89	Rear	wo/ABS	615-103	N/R	—	—
PRIZM						
1997-92	Front	-	615-119	615-151	N/R	05105
1991	Front	w/19mm Nut	615-109	615-102	N/R	05104
1991	Front	w/22mm Nut	615-119	615-151	N/R	05105
1990-89	Front	w/19mm Nut	615-109	615-102	618-059	05104
1990-89	Front	w/22mm Nut	615-119	615-151	618-059	05105
SPECTRUM						
1989	Front	-	615-112	N/R	618-060	05132
1989	Rear	-	615-159	N/R	618-036	05133
STORM						
1993-90	Front	-	615-112	N/R	N/R	05132
GMC TRUCK - See CHEVROLET/GMC TRUCK						
HONDA						
ACCORD						
2005-98	Front	-	615-110	N/R	N/R	05121
1997	Front	-	615-110	N/R	N/R	05121
1997	Rear	4 Cyl, Exc. Wagon	615-091	N/R	618-034	05172
1997	Rear	4 Cyl, Wagon	615-110	N/R	618-030	05121
1997	Rear	V6 Sedan	615-110	N/R	618-030	05121
1996	Front	-	615-110	N/R	N/R	05121
1996	Rear	4 Cyl, Exc. Wagon, w/ABS	615-110	N/R	618-030	05121
1996	Rear	4 Cyl, Exc. Wagon, wo/ABS	615-091	N/R	618-034	05172
1996	Rear	4 Cyl, Wagon	615-110	N/R	618-030	05121
1996	Rear	V6 Sedan	615-110	N/R	618-030	05121
1995	Front	-	615-110	N/R	N/R	05121
1995	Rear	4 Cyl, Exc. Wagon	615-091	N/R	618-034	05172
1995	Rear	4 Cyl, Wagon	615-110	N/R	618-030	05121
1995	Rear	V6 Sedan	615-110	N/R	618-030	05121
1994-92	Front	-	615-110	N/R	618-030	05121
1994-92	Rear	Exc. Wagon	615-091	N/R	618-034	05172

Axle/Spindle Hardware – Cars & 2WD Trucks

Make/Model Years	Location	Description	Nut	Retainer	Washer	Spindle-Tite! Kit
HONDA (continued)						
ACCORD (continued)						
1994-92	Rear	Wagon	615-110	N/R	618-030	05121
1991-90	Front	-	615-110	N/R	N/R	05121
1991-90	Rear	-	615-091	N/R	618-034	05172
1989-86	Front	-	615-091	N/R	N/R	05172
1989-86	Rear	-	615-091	N/R	618-034	05172
1985-80	Front	-	615-091	N/R	N/R	05172
1985-80	Rear	-	615-086	615-083	618-020	05188
1979-76	Front	-	615-085	N/R	618-024	05120
1979-76	Rear	-	615-086	615-083	618-020	05188
CIVIC, CIVIC DEL SOL, CRX						
2005-84	Front	-	615-091	N/R	N/R	05172
2003-84	Rear	-	615-091	N/R	618-034	05172
1983-80	Front	-	615-091	N/R	N/R	05172
1983-80	Rear	-	615-086	615-083	618-022	05188
1979-73	Front	-	615-085	N/R	618-024	05120
1979-73	Rear	-	615-081	N/R	618-025	05122
CR-V						
2005-97	Front	-	615-110	N/R	N/R	05121
2005-97	Rear	-	615-091	N/R	N/R	05172
ELEMENT						
2005-03	Front	-	615-110	N/R	N/R	05121
2005-03	Rear	-	615-091	N/R	N/R	05172
INSIGHT						
2005-00	Front	-	615-091	N/R	N/R	05172
ODYSSEY						
2004-99	Front	-	615-110	N/R	N/R	05121
1998-96	Front	-	615-110	N/R	N/R	05121
1998-96	Rear	-	615-110	N/R	618-030	05121
1995	Front	-	615-110	N/R	N/R	05121
1995	Rear	-	615-091	N/R	618-030	—
PILOT						
2005	Front	-	615-110	N/R	N/R	05121
2004-03	F/R	-	615-110	N/R	N/R	05121
PRELUDE						
2001-97	Front	-	615-110	N/R	N/R	05121
1996-92	Front	-	615-110	N/R	N/R	05121
1996-92	Rear	-	615-110	N/R	618-034	05121
1991-90	Front	-	615-110	N/R	N/R	05121
1991-90	Rear	-	615-110	N/R	618-030	05121
1989-88	Front	-	615-091	N/R	N/R	05172
1989-88	Rear	-	615-110	N/R	618-030	05121
1987-79	Front	-	615-091	N/R	N/R	05172
1987-79	Rear	-	615-086	615-083	618-022	05188
S2000						
2005-00	Rear	-	615-110	N/R	N/R	05121
WAGOVAN						
1989-84	Front	-	615-091	N/R	N/R	05172
1989-84	Rear	-	615-091	N/R	618-034	05172
1983-82	Front	-	615-091	N/R	N/R	05172
1983-82	Rear	-	615-086	615-083	618-022	05188
HYUNDAI						
ACCENT						
2001-95	Front	-	615-105	N/R	618-037	05117
ELANTRA						
2001-92	Front	-	615-105	N/R	618-037	05117
EXCEL						
1994-90	Front	-	615-105	N/R	618-037	05117
1994-90	Rear	-	615-156	N/R	N/R	05123
1989-87	Front	-	615-105	N/R	618-037	05117
1989-87	Rear	-	615-082	—	—	—
SCOUPE						
1995-91	Front	-	615-105	N/R	618-037	05117
1995-91	Rear	-	615-156	N/R	N/R	05123
SONATA						
2001-92	Front	-	615-105	N/R	618-037	05117
1991-89	Front	-	615-105	N/R	618-037	05117
1991-89	Rear	To 5/10/91	615-082	N/R	—	—
TIBURON						
2001-97	Front	-	615-105	N/R	618-037	05117
XG300						
2001	Front	-	615-105	N/R	618-037	05117
INFINITI						
G20						
2001-99	Front	-	615-113	615-149	618-027	05129
1996-91	Front	-	615-079	615-149	618-027	—
1996-91	Rear	-	615-150	N/R	618-039	05207
I30						
1999	Front	-	615-113	615-149	618-027	05129
1998-96	Front	-	615-113	615-149	618-027	05129
1998-96	Rear	-	615-150	N/R	618-038	05201

Axle/Spindle Hardware – Cars & 2WD Trucks

Make/Model Years	Location	Description	Nut	Retainer	Washer	Spindle-Tite! Kit
INFINITI (continued)						
J30						
1997-93	Rear	-	615-113	615-149	618-027	05129
M30						
1992-90	Front	-	615-087	615-073	618-010	05199
Q45						
2001-97	Rear	-	615-113	615-149	618-027	05129
1996-90	Rear	-	—	615-149	618-027	—
ISUZU						
I-MARK						
1989-87	Front	From 5/1/87	615-112	N/R	618-060	05132
1989-87	Rear	-	615-159	N/R	618-036	05133
1986-85	Front	-	—	N/R	618-060	—
1986-85	Rear	-	615-159	N/R	618-036	05133
1984-81	Front	-	615-159	N/R	618-036	05133
IMPULSE						
1992-90	F/R	-	615-112	N/R	N/R	05132
1989-83	Front	-	615-159	N/R	618-036	05133
STYLUS						
1992-91	F/R	-	615-112	N/R	N/R	05132
ISUZU TRUCK						
PICKUP 2WD						
1987-81	Front	-	—	—	618-036	—
JEEP						
CHEROKEE, COMANCHE 2WD						
1992-87	Front	-	615-072	615-073	618-033	05191
1986	Front	Type 1, Attaches to Shaft	615-096	615-149	618-027	05101
1986	Front	Type 2, Attaches to Spindle	615-072	615-073	618-033	05191
1985-84	Front	-	615-096	615-149	618-027	05101
CJ5, CJ7						
1986-76	Rear	-	615-152	N/R	618-017	05211
J-SERIES PICKUP, GLADIATOR 2WD						
1970-68	Front	Inner, Exc. J3800 Camper Special	615-126	N/R	618-045	05304
1970-68	Front	Outer, Exc. J3800 Camper Special	615-126	N/R	618-058	05304
SCRAMBLER						
1985-81	Rear	-	615-152	N/R	618-017	05211
LEXUS						
ES250						
1991-90	Front	-	615-109	615-102	618-059	05104
ES300						
1998-92	Front	-	615-119	615-151	N/R	05105
RX300						
2003-99	Front	-	615-119	615-151	N/R	05105
LINCOLN						
BLACKWOOD						
2004-02	Front	-	615-072	615-073	618-033	05191
CONTINENTAL						
2002-90	Front	-	615-089	N/R	618-026	05170
2002-90	Rear	-	615-099	N/R	N/R	05114
1989-88	Front	-	615-089	N/R	618-026	05170
1989-88	Rear	-	615-101	N/R	618-029	—
1987-70	Front	-	615-074	615-075	618-013	05194
MARK SERIES						
1998-93	Front	-	615-098	N/R	N/R	05113
1998-93	Rear	-	615-155	N/R	N/R	05111
1992-70	Front	-	615-074	615-075	618-013	05194
NAVIGATOR 2WD						
2002-98	Front	-	615-072	615-073	618-033	05191
TOWN CAR						
2005-91	Front	-	615-098	N/R	N/R	05113
1990-82	Front	-	615-074	615-075	618-013	05194
VERSAILLES						
1980-77	Front	-	615-074	615-075	618-013	05194
MAZDA						
1200						
1971	Front	-	—	615-083	—	—
323						
1995-90	F/R	-	615-097	N/R	N/R	05185
1989	Front	From VIN 361094	615-145	N/R	618-015	05112
1989	Front	To VIN 361093	615-100	N/R	618-015	05176
1989	Rear	2WD, LH	615-103	N/R	—	05187
1989	Rear	2WD, RH	615-104	N/R	—	05186
1989	Rear	4WD, From VIN 361397	615-145	N/R	615-145	05112
1989	Rear	4WD, To VIN 361396	615-100	N/R	615-145	05176
1988	Front	-	615-100	N/R	618-015	05176
1988	Rear	2WD, LH	615-103	N/R	—	05187
1988	Rear	2WD, RH	615-104	N/R	—	05186
1988	Rear	4WD	615-100	N/R	615-145	05176
1987-86	Front	-	615-100	N/R	618-015	05176
1987-86	Rear	-	615-103	N/R	—	05187
6						
2005-03	Front	-	615-097	N/R	N/R	05185
2005-03	Rear	-	615-163	N/R	N/R	05143

Axle/Spindle Hardware – Cars & 2WD Trucks

Make/Model Years	Location	Description	Nut	Retainer	Washer	Spindle-Tite! Kit
MAZDA (continued)						
626						
2002-88	F/R	-	615-097	N/R	N/R	05185
1987-83	Front	-	615-100	N/R	618-015	05176
1987-83	Rear	-	615-104	N/R	—	05186
1982-79	Front	-	615-157	615-158	618-063	05126
808						
1977-72	Front	-	615-157	615-158	618-063	05126
929						
1995-92	Front	-	615-163	N/R	N/R	05143
1995-92	Rear	-	615-163	N/R	—	05143
1991-88	Front	-	615-117	N/R	618-062	05124
1991-88	Rear	-	615-117	N/R	618-063	05124
COSMO						
1978-76	Front	-	615-157	615-158	618-063	05126
GLC, MIZER						
1986-81	Front	Exc. Wagon	615-100	N/R	618-015	05176
1986-81	Front	Wagon	—	—	618-021	—
1986-81	Rear	Exc. Wagon	615-104	N/R	—	05186
1980-76	Front	-	—	—	618-021	—
MIATA						
2005-99	Front	-	615-145	N/R	N/R	05112
2005-99	Rear	-	615-097	N/R	N/R	05185
1997-90	F/R	-	615-145	N/R	N/R	05112
MILLENNIA						
2002-01	Front	2.3L	615-163	N/R	N/R	05143
2002-01	Front	2.5L	615-097	N/R	N/R	05185
2002-01	Rear	-	615-163	N/R	N/R	05143
2000-95	F/R	-	615-097	N/R	N/R	05185
MPV						
2005-00	Front	-	615-097	N/R	N/R	05185
2005-00	Rear	-	615-163	N/R	N/R	05143
1998-89	Front	-	615-163	N/R	N/R	05143
MX-3, MX-6						
1997-88	F/R	-	615-097	N/R	N/R	05185
PROTEGE						
2003-01	Front	-	615-097	N/R	N/R	05185
2003-01	Rear	w/Rear Disc Brakes	615-163	N/R	N/R	05143
2003-01	Rear	w/Rear Drum Brakes	615-097	N/R	N/R	05185
2000-90	F/R	-	615-097	N/R	N/R	05185
RX-2, RX-3, RX-4						
1978-71	Front	-	615-157	615-158	618-063	05126
RX-7						
1995-93	Front	-	615-163	N/R	N/R	05143
1995-93	Rear	-	615-163	N/R	—	05143
1992-86	Front	-	615-157	615-158	618-063	05126
1992-86	Rear	-	615-117	N/R	618-063	05124
1985-84	Front	-	615-157	615-158	618-063	05126
1983-79	Front	-	—	—	618-021	—
RX-8						
2005-04	Rear	-	615-163	N/R	N/R	05143
MAZDA TRUCK						
B1600, B1800, B2000, B2200, B2600 PICKUP 2WD						
1993-72	Front	-	615-157	615-158	618-063	05126
B2300, B2500, B3000, B4000 PICKUP 2WD						
2005-94	Front	-	615-072	615-073	618-033	05191
ROTARY PICKUP						
1977-74	Front	-	615-157	615-158	618-063	05126
MERCURY						
BOBCAT						
1980-75	Front	-	615-074	615-075	618-013	05194
CAPRI						
1994-91	Front	-	615-100	N/R	618-015	05176
1994-91	Rear	LH	615-104	N/R	618-020	05186
1994-91	Rear	RH	615-103	N/R	618-020	05187
1986-79	Front	-	615-074	615-075	618-013	05194
COLONY PARK, BROUGHAM, COMMUTER						
1991-70	Front	-	615-074	615-075	618-013	05194
COMET, CYCLONE						
1977-71	Front	-	615-074	615-075	618-013	05194
1970	Front	From 8/25/69	615-074	615-075	618-013	05194
1970	Front	To 8/24/69	615-072	615-073	618-005	05190
COUGAR						
1997-89	Front	-	615-098	N/R	N/R	05113
1997-89	Rear	-	615-155	N/R	N/R	05111
1988-70	Front	-	615-074	615-075	618-013	05194
GRAND MARQUIS						
2004-03	Front	-	615-098	N/R	N/R	05113
2003-92	Front	-	615-098	N/R	N/R	05113
1991-75	Front	-	615-074	615-075	618-013	05194
LYNX						
1983-81	Front	-	615-094	N/R	618-026	05184
1983-81	Rear	-	615-088	615-083	618-020	05150

Axle/Spindle Hardware – Cars & 2WD Trucks

Make/Model Years	Location	Description	Nut	Retainer	Washer	Spindle-Tite! Kit
MERCURY (continued)						
LYNX, L17						
1987-84	Front	-	615-094	N/R	618-026	05184
1987-84	Rear	-	615-101	615-102	618-029	05198
MARAUDER						
2003	Front	-	615-098	N/R	N/R	05113
MARQUIS, MARAUDER, MONTCLAIR, MONTEREY, PARKLANE						
1986-70	Front	-	615-074	615-075	618-013	05194
MONARCH						
1980-75	Front	-	615-074	615-075	618-013	05194
MONTEGO						
1976-70	Front	-	615-074	615-075	618-013	05194
MOUNTAINEER 2WD						
2003-97	Front	-	615-072	615-073	618-033	05191
SABLE						
2003-99	Rear	-	615-099	N/R	N/R	05114
1998-90	Front	-	615-089	N/R	618-026	05170
1998-90	Rear	-	615-099	N/R	N/R	05114
1989-86	Front	-	615-089	N/R	618-026	05170
1989-86	Rear	-	615-101	615-102	618-029	05198
TOPAZ						
1994-84	Front	-	615-094	N/R	N/R	05184
1994-84	Rear	Exc. 4WD	615-101	615-102	618-029	05198
TRACER						
1999-91	F/R	-	615-097	N/R	N/R	05185
1989-88	Front	-	615-100	N/R	618-015	05176
1989-88	Rear	LH	615-104	N/R	618-020	05186
1989-88	Rear	RH	615-103	N/R	618-020	05187
VILLAGER						
1998-93	Front	-	615-132	N/R	—	—
1998-93	Rear	-	615-132	N/R	—	—
ZEPHYR						
1983-78	Front	-	615-074	615-075	618-013	05194
MITSUBISHI						
3000GT						
1999-91	Front	-	615-105	N/R	618-037	05117
CORDIA						
1988-85	Front	-	615-105	N/R	618-037	05117
1988-85	Rear	-	615-082	615-083	—	—
1984-83	Front	-	615-105	N/R	618-037	05117
1984-83	Rear	-	615-082	615-083	618-021	—
DIAMANTE						
2001-92	Front	-	615-105	N/R	618-037	05117
ECLIPSE						
2001-95	F/R	-	615-105	N/R	618-037	05117
1994-90	Front	-	615-105	N/R	618-037	05117
EXPO, EXPO LRV						
1995-92	Front	-	615-105	N/R	618-037	05117
1995-92	Rear	4WD	615-105	N/R	618-037	05117
GALANT						
2001-94	Front	-	615-105	N/R	618-037	05117
1993-87	Front	-	615-105	N/R	618-037	05117
1993-87	Rear	-	—	615-083	—	—
1986	Front	-	615-105	N/R	618-037	05117
1986	Rear	From 9/1/85	—	615-083	—	—
1986	Rear	To 8/31/85	615-082	615-083	—	—
1985	Front	-	615-105	N/R	618-037	05117
1985	Rear	From 1/1/85	615-082	615-083	—	—
1985	Rear	To 12/1/84	615-082	615-083	618-021	—
MIRAGE						
2001-89	Front	-	615-105	N/R	618-037	05117
2001-89	Rear	-	615-156	N/R	N/R	05123
1988-85	Front	-	615-105	N/R	618-037	05117
PRECIS						
1993-90	Front	-	615-105	N/R	618-037	05117
1993-90	Rear	-	615-156	N/R	N/R	05123
1989-87	Front	-	615-105	N/R	618-037	05117
1989-87	Rear	-	615-082	—	—	—
SIGMA						
1990-88	Front	-	615-105	N/R	618-037	05117
1990-88	Rear	-	—	615-083	—	—
STARION						
1989-87	Front	-	—	615-083	618-022	—
1986	Front	-	615-082	615-083	618-022	—
1985-83	Front	-	615-082	615-083	618-022	—
TREDIA						
1988	Front	-	615-105	N/R	618-037	05117
1988	Rear	-	615-082	615-083	—	—
1987-86	Front	-	615-105	N/R	618-037	05117
1987-86	Rear	-	615-082	615-083	—	—
1985	Front	-	615-105	N/R	618-037	05117
1985	Rear	From 1/1/85	615-082	615-083	—	—
1985	Rear	To 12/31/84	615-082	615-083	618-021	—

Axle/Spindle Hardware – Cars & 2WD Trucks

Make/Model Years	Location	Description	Nut	Retainer	Washer	Spindle-Tite! Kit
MINI (continued)						
TRENDIA (continued)						
1984-83	Front	-	615-105	N/R	618-037	05117
1984-83	Rear	-	615-082	615-083	618-021	—
VAN						
1990-87	Front	-	615-084	N/R	618-023	05119
MINI TRUCK						
MIGHTY MAX						
1996-83	Front	-	615-084	N/R	618-023	05119
NISSAN						
200SX						
1998-95	Front	-	615-079	615-169	618-017	—
1998-95	Rear	-	615-150	N/R	618-039	05207
1988-77	Front	-	615-087	615-073	618-010	05199
210						
1982-79	Front	-	615-086	615-083	618-021	05188
240SX						
1998-95	Rear	-	615-113	615-149	618-027	05129
1994-89	Front	-	—	N/R	618-038	—
1994-89	Rear	-	615-113	615-149	618-027	05129
240Z, 260Z, 280Z, 280ZX, 300ZX						
1996-90	Rear	Exc. Twin Turbo	615-113	615-149	618-027	05129
1996-90	Rear	Twin Turbo	—	615-149	618-027	—
1989-70	Front	-	615-087	615-073	618-010	05199
310						
1982-79	Front	-	615-168	N/R	618-017	05128
1982-79	Rear	-	615-087	615-073	618-010	05199
510, 610, 710, 810						
1981-74	Front	-	615-087	615-073	618-010	05199
1973-68	Front	-	615-086	615-083	618-021	05188
ALTIMA						
2001-98	Front	-	615-113	N/R	618-027	05129
1997-93	Front	-	615-113	615-149	618-027	05129
1997-93	Rear	-	—	N/R	618-038	—
AXXESS						
1990	Front	-	615-113	615-149	618-027	05129
1990	Rear	2WD	615-150	N/R	618-038	05201
1990	Rear	4WD	615-113	615-149	618-027	05129
B210						
1978-76	Front	-	615-087	615-073	618-010	05199
1975-74	Front	-	615-086	615-083	618-021	05188
F10						
1978-76	Front	-	615-168	N/R	618-017	05128
MAXIMA						
1999-97	Front	-	615-113	615-149	618-027	05129
1999-97	Rear	-	—	N/R	618-038	—
1996-89	Front	-	615-113	615-149	618-027	05129
1996-89	Rear	-	615-150	N/R	618-038	05201
1988-85	Front	-	615-113	615-149	618-027	05129
1988-85	Rear	-	615-087	615-073	618-010	05199
1984-82	Front	-	615-087	615-073	618-010	05199
NX1600, NX2000						
1993-91	Front	-	615-079	615-169	618-017	—
1993-91	Rear	-	615-150	N/R	618-039	05207
PULSAR, PULSAR NX						
1990-87	Front	-	615-079	615-169	618-017	—
1990-87	Rear	-	615-150	615-151	618-039	05207
1986-83	Front	-	615-168	615-169	618-017	05128
1986-83	Rear	-	615-087	615-073	618-010	05199
QUEST						
2001-97	Front	-	615-132	N/R	618-027	—
2001-97	Rear	-	615-132	N/R	—	—
1996-93	Front	-	615-132	615-149	618-027	—
1996-93	Rear	-	615-132	N/R	—	—
SENTRA						
2000-91	Front	-	615-079	615-169	618-017	—
2000-91	Rear	-	615-150	N/R	618-039	05207
1990-87	Front	-	615-079	615-169	618-017	—
1990-87	Rear	2WD	615-150	615-151	618-039	05207
1990-87	Rear	4WD	615-113	615-149	618-027	05129
1986-82	Front	-	615-168	615-169	618-017	05128
1986-82	Rear	-	615-087	615-073	618-010	05199
STANZA						
1992-90	Front	-	615-113	615-149	618-027	05129
1992-90	Rear	-	—	N/R	618-038	—
1989-87	Front	-	615-113	615-149	618-027	05129
1989-87	Rear	2WD	615-087	615-073	618-010	05199
1989-87	Rear	4WD	615-113	615-149	618-027	05129
1986	Front	Exc. Wagon	615-168	615-169	618-017	05128
1986	Front	Wagon	615-113	615-149	618-027	05129
1986	Rear	2WD	615-087	615-073	618-010	05199
1986	Rear	4WD	615-113	615-149	618-027	05129
1985-82	Front	-	615-168	615-169	618-017	05128

Axle/Spindle Hardware – Cars & 2WD Trucks

Make/Model Years	Location	Description	Nut	Retainer	Washer	Spindle-Tite! Kit
NISSAN (continued)						
STANZA (continued)						
1985-82	Rear	-	615-087	615-073	618-010	05199
NISSAN TRUCK						
620, 720, D21, FRONTIER, PICKUP 2WD						
1999-72	Front	-	615-087	615-073	—	—
FRONTIER, PICKUP 2WD						
2004-00	Front	2.4L	615-087	615-073	—	—
OLDSMOBILE						
442						
1971-65	Front	-	615-065	N/R	618-005	05193
88						
1999-92	Front	-	615-144	N/R	N/R	05107
1991-89	Front	-	615-095	N/R	618-027	05177
98						
1996-92	Front	-	615-144	N/R	N/R	05107
1991-85	Front	-	615-095	N/R	618-027	05177
1984-71	Front	-	615-065	N/R	618-005	05193
1970-65	Front	LH	—	N/R	618-005	—
1970-65	Front	RH	615-065	N/R	618-005	05193
ACHIEVA						
1998-92	Front	-	615-089	N/R	618-026	05170
AURORA						
2003-95	Front	-	615-144	N/R	N/R	05107
CALAIS, CUTLASS CALAIS						
1991-85	Front	-	615-089	N/R	618-026	05170
1984-78	Front	-	615-065	N/R	618-005	05193
CIERA, CUTLASS CIERA						
1996-94	Front	-	615-144	N/R	N/R	05107
1993-91	Front	-	615-095	N/R	618-027	05177
1990-82	Front	w/Heavy Duty Brakes, 10.4" Rotor	615-095	N/R	618-027	05177
1990-82	Front	wo/Heavy Duty Brakes, 9.86" Rotor	615-089	N/R	618-026	05170
CUSTOM CRUISER						
1992-71	Front	-	615-065	N/R	618-005	05193
CUTLASS						
1987-65	Front	-	615-065	N/R	618-005	05193
CUTLASS CRUISER						
1983-78	Front	-	615-065	N/R	618-005	05193
CUTLASS SUPREME						
1996-88	Front	FWD	615-095	N/R	618-028	05177
1988-71	Front	RWD	615-065	N/R	618-005	05193
DELTA 88, DELMONT 88, DYNAMIC						
1988-86	Front	-	615-095	N/R	618-027	05177
1985-71	Front	-	615-065	N/R	618-005	05193
1970-65	Front	LH	—	N/R	618-005	—
1970-65	Front	RH	615-065	N/R	618-005	05193
F-85						
1972-64	Front	-	615-065	N/R	618-005	05193
FIRENZA						
1988-82	Front	-	615-089	N/R	618-026	05170
LSS						
1999-96	Front	-	615-144	N/R	N/R	05107
OMEGA						
1984-80	Front	-	615-089	N/R	618-026	05170
1979-73	Front	-	615-065	N/R	618-005	05193
SILHOUETTE						
2004-92	F/R	-	615-144	N/R	N/R	05107
1991-90	Front	-	615-095	N/R	618-027	05177
STARFIRE						
1980-75	Front	-	615-076	N/R	618-016	05108
TORONADO, TROFEO						
1992	Front	-	615-144	N/R	N/R	05107
1991-90	Front	-	615-095	N/R	618-028	05177
1989-86	Front	-	615-095	N/R	618-027	05177
1985-79	Front	-	615-096	615-149	618-027	05101
VISTA CRUISER						
1977-65	Front	-	615-065	N/R	618-005	05193
OPEL						
ISUZU						
1979-76	Front	-	615-159	N/R	618-036	05133
PLYMOUTH						
ACCLAIM						
1995-89	Front	-	615-079	615-080	618-017	05183
1995-89	Rear	-	615-072	615-073	618-061	05190
ARROW						
1980-76	Front	-	615-082	615-083	618-021	—
BARRACUDA, CUDA						
1974-66	Front	-	615-072	615-073	618-061	05190
BELVEDERE						
1970-66	Front	-	615-072	615-073	618-061	05190
BREEZE						
2000-96	Front	-	615-079	615-080	618-017	05183

Axle/Spindle Hardware – Cars & 2WD Trucks

Make/Model Years	Location	Description	Nut	Retainer	Washer	Spindle-Tite! Kit
PLYMOUTH (continued)						
CARAVELLE						
1988-85	Front	-	615-079	615-080	618-017	05183
1988-85	Rear	-	615-072	615-073	618-061	05190
CHAMP						
1982-79	Front	-	615-105	N/R	618-037	05117
1982-79	Rear	-	615-082	615-083	618-021	—
COLT						
1994-92	Front	-	615-105	N/R	618-037	05117
1994-92	Rear	Exc. SE Model	615-156	N/R	N/R	05123
1994-92	Rear	SE Model, 4WD	615-105	N/R	618-037	05117
1991	Front	-	615-105	N/R	618-037	05117
1991	Rear	-	615-156	N/R	N/R	05123
1990-89	Front	-	615-105	N/R	618-037	05117
1990-89	Rear	DL Model	—	615-083	—	—
1990-89	Rear	Exc. DL Model	615-156	N/R	N/R	05123
1988-85	Front	-	615-105	N/R	618-037	05117
1984-83	Front	-	615-105	N/R	618-037	05117
1984-83	Rear	-	615-082	615-083	618-021	—
COLT VISTA						
1994-92	Front	-	615-105	N/R	618-037	05117
1994-92	Rear	4WD	615-105	N/R	618-037	05117
1991-87	Front	-	615-105	N/R	618-037	05117
1991-87	Rear	-	—	615-083	—	—
1986-85	Front	-	615-105	N/R	618-037	05117
1984	Front	-	615-105	N/R	618-037	05117
1984	Rear	-	615-082	615-083	618-021	—
CONQUEST						
1986-84	Front	-	615-082	615-083	618-021	—
DUSTER						
1976-73	Front	-	615-072	615-073	618-061	05190
1972-70	Front	w/9" Front Brakes	—	615-073	—	—
1972-70	Front	wo/9" Front Brakes	615-072	615-073	618-061	05190
FURY, FURY I/II/III, GRAN FURY						
1989-66	Front	-	615-072	615-073	618-061	05190
HORIZON						
1990-79	Front	-	615-079	615-080	618-017	05183
1990-79	Rear	-	615-072	615-073	618-061	05190
1978	Front	-	615-078	N/R	618-015	05195
1978	Rear	-	615-072	615-073	618-061	05190
LASER						
1994-90	Front	-	615-105	N/R	618-037	05117
NEON						
2001-00	Front	-	615-079	615-080	618-017	05183
1999-95	Front	-	—	615-080	—	—
PROWLER						
2001-97	Rear	-	615-144	N/R	N/R	05107
RELIANT						
1989-81	Front	-	615-079	615-080	618-017	05183
1989-81	Rear	-	615-072	615-073	618-061	05190
ROADRUNNER						
1975-68	Front	-	615-072	615-073	618-061	05190
SAPPORO						
1983-78	Front	-	615-082	615-083	618-022	—
SATELLITE, SUPERBIRD						
1974-66	Front	-	615-072	615-073	618-061	05190
SCAMP						
1983	Front	-	615-079	615-080	618-017	05183
1983	Rear	-	615-072	615-073	618-061	05190
1976-73	Front	-	615-072	615-073	618-061	05190
1972-71	Front	w/9" Front Brakes	—	615-073	—	—
1972-71	Front	wo/9" Front Brakes	615-072	615-073	618-061	05190
SUNDANCE						
1994-87	Front	-	615-079	615-080	618-017	05183
1994-87	Rear	-	615-072	615-073	618-061	05190
VALIANT						
1976-73	Front	-	615-072	615-073	618-061	05190
1972-66	Front	w/9" Front Brakes	—	615-073	—	—
1972-66	Front	wo/9" Front Brakes	615-072	615-073	618-061	05190
VOLARE						
1980-76	Front	-	615-072	615-073	618-061	05190
VOYAGER, GRAND VOYAGER						
2001-96	Front	-	615-079	615-080	618-017	05183
2001-96	Rear	2WD	615-079	615-080	618-017	05183
2001-96	Rear	4WD	615-079	N/R	618-017	05183
1995-94	Front	-	615-079	615-080	618-017	05183
1995-94	Rear	-	615-072	615-073	618-061	05190
1993-91	Front	-	615-079	615-080	618-017	05183
1993-91	Rear	2WD	615-072	615-073	618-061	05190
1993-91	Rear	4WD	615-079	615-080	618-017	05183
1990-84	Front	-	615-079	615-080	618-017	05183
1990-84	Rear	-	615-072	615-073	618-061	05190

Axle/Spindle Hardware – Cars & 2WD Trucks

Make/Model Years	Location	Description	Nut	Retainer	Washer	Spindle-Tite! Kit
PLYMOUTH TRUCK						
ARROW PICKUP						
1982-79	Front	-	615-084	N/R	618-023	05119
PB100/150 VOYAGER VAN						
1983-74	Front	-	615-072	615-073	618-061	05190
PB200/250 VOYAGER VAN						
1983-74	Front	-	615-072	615-073	618-061	05190
PB300/350 VOYAGER VAN						
1983-74	Front	wo/4000 Lb. Axle	615-072	615-073	618-061	05190
TRAILDUSTER						
1981-74	Front	-	615-072	615-073	618-061	05190
PONTIAC						
6000						
1991	Front	-	615-095	N/R	618-027	05177
1990-82	Front	w/Heavy Duty Brakes, 10.4" Rotor	615-095	N/R	618-027	05177
1990-82	Front	wo/Heavy Duty Brakes, 9.86" Rotor	615-089	N/R	618-026	05170
ASTRE						
1977-75	Front	-	615-076	N/R	618-016	05108
AZTEC						
2005-01	F/R	-	615-144	N/R	N/R	05107
BONNEVILLE, CATALINA, EXECUTIVE						
2005-92	Front	-	615-144	N/R	N/R	05107
1991-87	Front	-	615-095	N/R	618-027	05177
1986-67	Front	-	615-065	N/R	618-005	05193
FIERO						
1987-84	Front	-	615-077	N/R	618-014	05189
1987-84	Rear	-	615-089	N/R	618-026	05170
FIREBIRD						
1992-91	Front	-	615-147	615-154	618-005	05109
1990-67	Front	-	615-065	N/R	618-005	05193
GRAND AM, GRAND LEMANS, GTO						
1998-85	Front	-	615-089	N/R	618-026	05170
1981-67	Front	-	615-065	N/R	618-005	05193
GRAND PRIX						
2005-04	Front	-	615-144	N/R	N/R	05107
1996-88	Front	-	615-095	N/R	618-028	05177
1987-67	Front	-	615-065	N/R	618-005	05193
GRAND SAFARI, GRANDVILLE						
1978-71	Front	-	615-065	N/R	618-005	05193
J2000						
1984-82	Front	-	615-089	N/R	618-026	05170
LEMANS						
1993-88	Front	-	615-116	N/R	618-060	05106
1993-88	Rear	-	615-159	N/R	618-036	05133
1981-67	Front	-	615-065	N/R	618-005	05193
MONTANA						
2005-99	F/R	-	615-144	N/R	N/R	05107
PARISIENNE						
1986-83	Front	-	615-065	N/R	618-005	05193
PHOENIX						
1984-80	Front	-	615-089	N/R	618-026	05170
1979-77	Front	-	615-065	N/R	618-005	05193
SAFARI						
1989-87	Front	-	615-065	N/R	618-005	05193
SUNBIRD, SUNFIRE						
1980-76	Front	-	615-076	N/R	618-016	05108
SUNBIRD, SUNFIRE, J2000						
2005-82	Front	-	615-089	N/R	618-026	05170
T1000						
1987-81	Front	-	615-077	N/R	618-014	05189
TEMPEST						
1970-67	Front	-	615-065	N/R	618-005	05193
TRANS SPORT						
1998-92	Front	-	615-144	N/R	N/R	05107
1991-90	Front	-	615-095	N/R	618-027	05177
VENTURA						
1977-71	Front	-	615-065	N/R	618-005	05193
PORSCHE						
924						
1982-77	Front	wo/Sport Package	—	N/R	618-021	—
RENAULT						
ALLIANCE, ENCORE						
1987-86	Front	-	615-108	N/R	—	05118
1987-86	Rear	-	615-108	N/R	—	05118
1985-83	Front	-	615-108	N/R	—	05118
1985-83	Rear	34mm O.D.	615-108	N/R	—	05118
1985-83	Rear	39mm O.D.	615-108	N/R	—	05118
FUEGO, R18i						
1986-84	F/R	-	615-108	N/R	—	05118
1983-81	Front	-	615-108	N/R	—	05118
SAAB						
900						
1998-94	Front	-	615-111	N/R	N/R	05175

Axle/Spindle Hardware – Cars & 2WD Trucks

Make/Model Years	Location	Description	Nut	Retainer	Washer	Spindle-Tite! Kit
SAAB (continued)						
900 (continued)						
1993-90	F/R	-	615-111	N/R	N/R	05175
1989-88	Front	-	615-111	N/R	—	05175
1989-88	Rear	-	615-111	N/R	N/R	05175
1987	Front	From VIN H7015181	615-111	N/R	—	05175
9000						
1998-86	F/R	-	615-111	N/R	N/R	05175
SATURN						
ALL MODELS						
1999-91	Front	-	615-089	N/R	618-026	05170
SUBARU						
BRAT						
1987-79	F/R	-	615-106	N/R	618-066	05138
1978	F/R	-	615-164	N/R	618-066	05171
DL, FE, GF, GL, GL-10, GLF, RX, STANDARD						
1989-79	Front	-	615-106	N/R	618-066	05138
1989-79	Rear	2WD	615-101	N/R	—	—
1989-79	Rear	4WD	615-106	N/R	618-066	05138
1978-75	Front	-	615-164	N/R	618-066	05171
1978-75	Rear	2WD	615-101	N/R	—	—
1978-75	Rear	4WD	615-164	N/R	618-066	05171
FORESTER						
2004	Rear	-	615-160	N/R	N/R	05134
2003-98	F/R	-	615-160	N/R	N/R	05134
IMPREZA, IMPREZA OUTBACK						
2004	Rear	-	615-160	N/R	N/R	05134
2003-97	F/R	-	615-160	N/R	N/R	05134
1996-93	Front	-	615-160	N/R	N/R	05134
1996-93	Rear	2WD	615-160	N/R	—	05134
1996-93	Rear	4WD	615-160	N/R	N/R	05134
JUSTY						
1994-89	Front	-	615-118	615-161	618-064	05135
1994-89	Rear	2WD, Lock Washer	615-101	N/R	—	—
1994-89	Rear	2WD, Thrust Washer	615-101	N/R	618-029	05198
1994-89	Rear	4WD	615-114	615-162	618-065	05136
1988-87	Front	-	615-114	615-162	618-065	05136
1988-87	Rear	2WD, Lock Washer	615-101	N/R	—	—
1988-87	Rear	2WD, Thrust Washer	615-101	N/R	618-029	05183
1988-87	Rear	4WD	615-114	615-162	618-065	05136
LEGACY, LEGACY OUTBACK						
2001-00	Front	-	615-160	N/R	N/R	05134
1999	F/R	-	615-160	N/R	N/R	05134
1998-90	Front	-	615-160	N/R	N/R	05134
1998-90	Rear	2WD	615-160	N/R	—	05134
1998-90	Rear	4WD	615-160	N/R	N/R	05134
LOYALE						
1994-90	Front	-	615-106	N/R	618-066	05138
1994-90	Rear	2WD	615-101	N/R	—	—
1994-90	Rear	4WD	615-106	N/R	618-066	05138
SVX						
1997-92	F/R	-	615-160	N/R	N/R	05134
XT						
1991-85	Front	-	615-106	N/R	618-066	05138
1991-85	Rear	2WD	615-101	N/R	—	—
1991-85	Rear	4WD	615-106	N/R	618-066	05138
XT6						
1991-88	Rear	2WD	615-101	N/R	—	—
1991-88	Rear	4WD	—	N/R	618-066	—
SUZUKI						
AERIO, AERIO SX						
2004-02	Front	-	615-115	N/R	618-031	05102
ESTEEM						
2002-95	Front	-	615-115	N/R	618-031	05102
SWIFT						
2001-95	Front	-	615-115	N/R	618-031	05102
2001-95	Rear	wo/ABS	615-103	N/R	—	05187
1994-89	Front	-	615-115	N/R	618-031	05102
TOYOTA						
AVALON						
2004-00	Front	-	—	615-151	N/R	—
1999-95	Front	-	615-119	615-151	N/R	05105
CAMRY						
2001-00	Front	-	—	615-151	N/R	—
1999	Front	Japan Made, 4 Cyl, w/ABS	615-119	615-151	N/R	05105
1999	Front	Japan Made, 4 Cyl, wo/ABS	—	615-151	N/R	—
1999	Front	Japan Made, 6 Cyl	—	615-151	N/R	—
1999	Front	USA Made, 4 Cyl CE Model	615-119	615-151	N/R	05105
1999	Front	USA Made, Exc. 4 Cyl CE Model	—	615-151	N/R	—
1998	Front	From 5/1/98, CE Model	—	615-151	N/R	—
1998	Front	From 5/1/98, Exc. CE Model	615-119	615-151	N/R	05105
1998	Front	To 4/30/98	615-119	615-151	N/R	05105
1997-92	Front	-	615-119	615-151	N/R	05105

Axle/Spindle Hardware – Cars & 2WD Trucks

Make/Model Years	Location	Description	Nut	Retainer	Washer	Spindle-Tite! Kit
TOYOTA (continued)						
CAMRY (continued)						
1991	Front	From 1/1/91	615-119	615-151	N/R	05105
1991	Front	To 12/31/90	615-109	615-102	618-059	05104
1991	Rear	From 1/1/91	615-119	—	N/R	—
1991	Rear	To 12/31/90	615-109	—	618-059	—
1990-88	Front	-	615-109	615-102	618-059	05104
1990-88	Rear	-	615-109	—	618-059	—
1987-83	Front	-	615-109	615-102	618-059	05104
CARINA						
1973-72	Front	-	615-092	615-093	—	05197
CELICA						
1999	Front	-	—	615-151	N/R	—
1998	Front	Convertible	—	615-151	N/R	—
1998	Front	Exc. Convertible	615-119	615-151	N/R	05105
1997-94	Front	-	615-119	615-151	N/R	05105
1993-92	Front	2WD	615-119	615-151	N/R	05105
1993-92	Front	4WD	—	615-151	N/R	—
1993-92	Rear	4WD	615-119	—	618-059	—
1991	Front	2WD, From 1/1/91	615-119	615-151	—	05105
1991	Front	2WD, To 12/31/90	615-109	615-102	618-059	05104
1991	Front	4WD, From 1/1/91	—	615-151	—	—
1991	Rear	4WD, From 1/1/91	615-119	—	618-059	—
1991	Rear	4WD, To 12/31/90	—	—	618-059	—
1990-88	Front	2WD	615-109	615-102	618-059	05104
1990-88	Rear	4WD	—	—	618-059	—
1987-86	Front	-	615-109	615-102	618-059	05104
1985-76	Front	-	615-109	615-102	—	05131
1975-71	Front	-	615-092	615-093	—	05197
COROLLA						
2002-99	Front	-	—	615-151	N/R	—
1998	Front	From 9/1/97	—	615-151	N/R	—
1998	Front	To 8/31/97	615-119	615-151	N/R	05105
1997-92	Front	-	615-119	615-151	N/R	05105
1991	Front	From 1/1/91	615-119	615-151	N/R	05105
1991	Front	To 12/31/90	615-109	615-102	618-059	05104
1990-88	Front	-	615-109	615-102	618-059	05104
1987	Front	2-Door FX	615-092	615-093	—	05197
1987	Front	4-Door	615-109	615-102	618-059	05104
1987	Front	Exc. 2-Door FX	615-109	615-102	618-059	05104
1986-84	Front	2-Door	615-092	615-093	—	05197
1986-84	Front	4-Door	615-109	615-102	618-059	05104
1983-75	Front	-	615-092	615-093	—	05197
1974-71	Front	w/1600 Eng	615-092	615-093	—	05197
CORONA						
1982-74	Front	-	615-109	615-102	—	05131
1973-68	Front	-	615-092	615-093	—	05197
CORONA MARK II						
1976-73	Front	-	615-109	615-102	—	05131
1972	Front	4 Cyl	615-092	615-093	—	05197
1972	Front	6 Cyl	615-109	615-102	—	05131
1971-69	Front	-	615-092	615-093	—	05197
CRESSIDA						
1988-78	Front	-	615-109	615-102	—	05131
CROWN						
1971-68	Front	-	—	N/R	—	—
MR2						
1995-92	Rear	wo/Turbo	615-119	615-151	N/R	05105
1991	Rear	wo/Turbo, From 1/1/91	615-119	615-151	N/R	05105
1991	Rear	wo/Turbo, To 12/31/90	615-109	615-102	618-059	05104
1989-85	Rear	-	615-109	615-102	N/R	05104
PASEO						
1998	Front	-	—	615-151	N/R	—
1998	Rear	-	615-092	615-093	—	05197
1997-92	Front	-	615-119	615-151	N/R	05105
1997-92	Rear	-	615-092	615-093	—	05197
SIENNA						
2003-99	Front	-	—	615-151	N/R	—
1998	Front	-	615-119	615-151	N/R	05105
SOLARA						
2003-00	Front	-	—	615-151	N/R	—
1999	Front	4 Cyl	—	615-151	N/R	—
1999	Front	6 Cyl, From 8/1/98	—	615-151	N/R	—
1999	Front	6 Cyl, To 7/31/98	615-119	615-151	N/R	05105
STARLET						
1984-81	Front	-	615-092	615-093	—	05197
SUPRA						
1986-80	Front	-	615-109	615-102	—	05131
TERCEL						
1999-98	Front	-	—	615-151	N/R	—
1999-98	Rear	-	615-092	615-093	—	05197
1997-92	Front	-	615-119	615-151	N/R	05105
1997-92	Rear	-	615-092	615-093	—	05197

Axle/Spindle Hardware – Cars & 2WD Trucks

Make/Model Years	Location	Description	Nut	Retainer	Washer	Spindle-Tite! Kit
TOYOTA (continued)						
TERCEL (continued)						
1991	Front	From 1/1/91	615-119	615-151	N/R	05105
1991	Front	To 12/31/90	615-109	615-102	618-059	05104
1991	Rear	-	615-092	615-093	—	05197
1990-80	Front	-	615-109	615-102	618-059	05104
1990-80	Rear	-	615-092	615-093	—	05197
VAN						
1989-84	Front	-	615-109	615-102	—	05131
TOYOTA TRUCK						
PICKUP 2WD						
1995-74	Front	-	615-109	615-102	—	05131
1973-70	Front	-	—	N/R	—	—
RAV4 2WD						
2001-98	Front	w/12mm Castle Height	—	615-151	N/R	—
1997	Front	w/12mm Castle Height	615-119	615-151	N/R	05105
1997	Front	wo/12mm Castle Height	615-119	—	N/R	—
1997	Rear	2WD, w/ABS	615-119	N/R	N/R	05105
1997	Rear	4WD	615-119	—	N/R	—
1996	Front	-	615-119	615-151	N/R	05105
1996	Rear	-	615-119	—	N/R	—
T100, TACOMA 2WD						
1998-93	Front	-	615-109	615-102	—	05131
VOLKSWAGEN						
CABRIO						
2002-95	Front	-	615-107	N/R	618-015	05139
2002-95	Rear	-	615-082	615-083	618-021	—
CABRIOLET						
1993-85	Front	-	615-107	N/R	618-015	05139
1993-85	Rear	-	615-082	615-083	618-021	—
CORRADO						
1994-92	Rear	-	615-082	615-083	618-021	—
DASHER						
1981-74	Front	-	615-107	N/R	618-015	05139
1981-74	Rear	-	615-082	615-083	618-021	—
GOLF, GOLF GTI						
1999-97	Front	Old Body Style, 4 Cyl	615-107	N/R	618-015	05139
1999-97	Rear	Old Body Style, 4 Cyl	615-082	615-083	—	—
1999-97	Rear	Old Body Style, V6	615-082	615-083	618-021	—
1996-95	Front	4 Cyl	615-107	N/R	618-015	05139
1996-95	Rear	-	615-082	615-083	618-021	—
1994-85	Front	-	615-107	N/R	618-015	05139
1994-85	Rear	-	615-082	615-083	618-021	—
JETTA						
1999-98	Front	Old Body Style, 4 Cyl	615-107	N/R	618-015	05139
1999-98	Rear	Old Body Style, 4 Cyl	615-082	615-083	—	—
1999-98	Rear	Old Body Style, V6	615-082	615-083	618-021	—
1997	Front	4 Cyl	615-107	N/R	618-015	05139
1997	Rear	-	615-082	615-083	—	—
1996-94	Front	4 Cyl	615-107	N/R	618-015	05139
1996-94	Rear	-	615-082	615-083	618-021	—
1993-80	Front	-	615-107	N/R	618-015	05139
1993-80	Rear	-	615-082	615-083	618-021	—
PASSAT						
1997-93	Front	Exc. GLX	615-107	N/R	618-015	05139
1997-93	Rear	-	615-082	615-083	618-021	—
1992-90	Front	-	615-107	N/R	618-015	05139
1992-90	Rear	-	615-082	615-083	618-021	—
QUANTUM						
1988-85	Front	-	615-107	N/R	618-015	05139
1988-85	Rear	Exc. Syncro	615-082	615-083	618-021	—
1988-85	Rear	Syncro	615-107	N/R	618-015	05139
1984-82	Front	-	615-107	N/R	618-015	05139
1984-82	Rear	-	615-082	615-083	618-021	—
RABBIT						
1984-75	Front	-	615-107	N/R	618-015	05139
1984-75	Rear	-	615-082	615-083	618-021	—
SCIROCCO						
1988-75	Front	-	615-107	N/R	618-015	05139
1988-75	Rear	-	615-082	615-083	618-021	—

Axle/Spindle Hardware - 4WD Trucks

Make/Model Years	Description	Inner Nut	Outer Nut	Lock Washer or Retainer	Thrust Washer	Spindle-Tite! Kit
CADILLAC						
ESCALADE						
2003-99	-	N/R	615-095	N/R	618-057	05309
CHEVROLET/GMC TRUCK						
ASTRO 4WD						
2005-90	-	N/R	615-095	N/R	618-057	05309
AVALANCHE 4WD						
2003-02	-	N/R	615-095	N/R	618-057	05309
BLAZER 4WD						
1994-92	-	N/R	615-095	N/R	618-057	05309
1991-81	-	615-120	615-121	618-041	N/R	05302
1980-69	-	615-120	615-121	618-040	N/R	05301
EXPRESS 1500 4WD						
2005-03	-	N/R	615-095	N/R	618-057	05309
JIMMY 4WD						
1991-81	-	615-120	615-121	618-041	N/R	05302
1980-69	-	615-120	615-121	618-040	N/R	05301
K,V10/15/1500 PICKUP 4WD						
1998-88	-	N/R	615-095	N/R	618-057	05309
1987-81	-	615-120	615-121	618-041	N/R	05302
1980-67	-	615-120	615-121	618-040	N/R	05301
K,V20/25/2500 PICKUP 4WD						
2000-88	-	N/R	615-095	N/R	618-057	05309
1987-81	-	615-120	615-121	618-041	N/R	05302
1980-67	-	615-120	615-121	618-040	N/R	05301
K,V30/35/3500 PICKUP 4WD						
2000-92	-	N/R	615-095	N/R	618-057	05309
1991-88	Rect. Headlights	N/R	615-095	N/R	618-057	05309
1991-88	Round Headlights	615-122	615-123	618-042	N/R	05303
1987-82	-	615-122	615-123	618-042	N/R	05303
1981-77	-	615-130	615-130	618-049	618-048	05310
S10 BLAZER 4WD						
2003-02	-	N/R	615-095	N/R	618-057	05309
S10/15 BLAZER, JIMMY, PICKUP, SONOMA 4WD						
2001-97	-	N/R	615-095	N/R	618-057	05309
1996	14mm High Nut	N/R	615-096	N/R	618-027	05101
1996	21mm High Nut	N/R	615-095	N/R	618-057	05309
1995-91	-	N/R	615-096	N/R	618-027	05101
1990-82	-	N/R	615-096	615-149	618-027	05101
S10/15 PICKUP, SONOMA 4WD						
2004-02	-	N/R	615-095	N/R	618-057	05309
SAFARI 4WD						
2005-90	-	N/R	615-095	N/R	618-057	05309
SAVANA 1500 4WD						
2005-03	-	N/R	615-095	N/R	618-057	05309
SILVERADO, SIERRA PICKUP 4WD						
2003-99	-	N/R	615-095	N/R	618-057	05309
SUBURBAN 4WD						
2003-92	-	N/R	615-095	N/R	618-057	05309
1991-81	-	615-120	615-121	618-041	N/R	05302
1980-67	-	615-120	615-121	618-040	N/R	05301
SYCLONE, TYPHOON 4WD						
1993-91	-	N/R	615-096	N/R	618-027	05101
TAHOE 4WD						
2003-95	-	N/R	615-095	N/R	618-057	05309
YUKON 4WD						
2003-92	-	N/R	615-095	N/R	618-057	05309
DODGE TRUCK						
DAKOTA, DURANGO 4WD						
2000-91	-	N/R	N/R	615-080	N/R	-
1990-88	-	N/R	615-079	615-080	618-017	05183
RAMCHARGER 4WD						
1993-84	-	615-120	615-121	618-040	N/R	05301
W100/150 PICKUP 4WD						
1993-84	-	615-120	615-121	618-040	N/R	05301
1973-72	-	615-120	615-121	618-040	N/R	05301
1971-69	-	615-121	615-121	-	N/R	-
W200/250 PICKUP 4WD						
1993-92	3500 Lb. Axle	615-120	615-121	618-040	N/R	05301
1993-92	4500 Lb. Axle	615-122	615-123	618-042	N/R	05303
1991-84	3500 Lb. Axle	615-120	615-121	618-040	N/R	05301
1991-84	4500 Lb. Axle	615-127	615-127	618-046	N/R	05306
1983-74	4500 Lb. Axle	615-127	615-127	618-046	N/R	05306
1973-69	3500 Lb. Axle	615-121	615-121	-	N/R	-
1973-69	4000 Lb. Axle	615-127	615-127	618-046	N/R	05306
W300/350 4WD PICKUP						
1993-92	-	615-122	615-123	618-042	N/R	05303
1991-69	-	615-127	615-127	618-046	N/R	05306
FORD TRUCK						
AEROSTAR 4WD						
1997-90	-	N/R	615-089	N/R	618-026	05170
BRONCO 4WD						
1996-95	-	615-120	615-121	618-041	N/R	05302

Axle/Spindle Hardware - 4WD Trucks

Make/Model Years	Description	Inner Nut	Outer Nut	Lock Washer or Retainer	Thrust Washer	Spindle-Tite! Kit
FORD TRUCK (continued)						
BRONCO 4WD (continued)						
1994-90	Auto Lock Hubs	615-120	615-121	618-041	N/R	05302
1994-90	Manual Lock Hubs	615-128	N/R	N/R	N/R	05307
1989-87	-	615-120	615-121	618-041	N/R	05302
1986	Auto Lock Hubs	615-120	615-121	618-041	N/R	05302
1986	Manual Lock Hubs, from 12/85	615-128	N/R	N/R	N/R	05307
1986	Manual Lock Hubs, to 12/85	615-129	N/R	N/R	N/R	05308
1985-83	-	615-120	615-121	618-041	N/R	05302
1982-81	Auto Lock Hubs	615-120	615-121	618-041	N/R	05302
1982-81	Manual Lock Hubs	615-120	615-121	618-040	N/R	05301
1980-66	-	615-120	615-121	618-040	N/R	05301
BRONCO II 4WD						
1990-84	Manual Lock Hubs	615-142	615-136	618-053	N/R	05315
EXPLORER 4WD						
1994-91	Manual Lock Hubs; 3.27, 3.55 & 3.73 Ratio	615-143	615-137	618-040	N/R	05305
1994-91	Manual Lock Hubs; 3.45 & 4.10 Ratio	615-142	615-136	618-053	N/R	05315
F-100/150 PICKUP 4WD						
1996-95	-	615-120	615-121	618-041	N/R	05302
1994-87	Auto Lock Hubs	615-120	615-121	618-041	N/R	05302
1994-87	Manual Lock Hubs	615-128	N/R	N/R	N/R	05307
1986	Auto Lock Hubs	615-120	615-121	618-041	N/R	05302
1986	Manual Lock Hubs, from 12/85	615-128	N/R	N/R	N/R	05307
1986	Manual Lock Hubs, to 12/85	615-129	N/R	N/R	N/R	05308
1985-83	-	615-120	615-121	618-041	N/R	05302
1982-80	Auto Lock Hubs	615-120	615-121	618-041	N/R	05302
1982-80	Manual Lock Hubs	615-120	615-121	618-040	N/R	05301
1979-77	-	615-120	615-121	618-040	N/R	05301
1976	F-100; Non-Lock Hubs	615-120	615-121	618-040	N/R	05301
1976	F-150	615-120	615-121	618-040	N/R	05301
1975-64	Non-Lock Hubs	615-120	615-121	618-040	N/R	05301
F-250 PICKUP 4WD						
1998-92	3850 Lb. Axle	615-120	615-121	618-041	N/R	05302
1998-92	4600 Lb. Axle	615-122	615-123	618-042	N/R	05303
1991	3850 Lb. Axle; Auto Lock Hubs	615-120	615-121	618-041	N/R	05302
1991	3850 Lb. Axle; Manual Lock Hubs	615-128	N/R	N/R	N/R	05307
1991	4600 Lb. Axle	615-122	615-123	618-042	N/R	05303
1990-88	3850 Lb. Axle	615-128	N/R	N/R	N/R	05307
1990-88	4600 Lb. Axle	615-122	615-123	618-042	N/R	05303
1987	4600 Lb. Axle; 3.55 Ratio	615-130	615-130	618-049	618-048	05310
1987	4600 Lb. Axle; 4.10 Ratio	615-122	615-123	618-042	N/R	05303
1986	4600 Lb. Axle; 3.55 Ratio; From 10/1/85	615-130	615-130	618-049	618-048	05310
1986	4600 Lb. Axle; 3.55 Ratio; To 9/30/85	615-122	615-123	618-042	N/R	05303
1986	4600 Lb. Axle; 4.10 Ratio	615-122	615-123	618-042	N/R	05303
1985-83	3800-3850 Lb. Axle	615-120	615-121	618-041	N/R	05302
1985-83	4500-4600 Lb. Axle	615-130	615-130	618-049	618-048	05310
1982-81	3800 Lb. Axle; w/Auto Lock Hubs	615-120	615-121	618-041	N/R	05302
1982-81	3800 Lb. Axle; w/Manual Lock Hubs	615-120	615-121	618-040	N/R	05301
1982-81	4500 Lb. Axle	615-130	615-130	618-049	618-048	05310
1980	3800 Lb. Axle	615-120	615-121	618-040	N/R	05301
1980	4500 Lb. Axle	615-130	615-130	618-049	618-048	05310
1979	3800 Lb. Axle	615-120	615-121	618-040	N/R	05301
1979	4500 Lb. Axle; 4.09 Ratio, Free-Running Hubs	615-120	615-121	618-040	N/R	05301
1979	4500 Lb. Axle; Exc. 4.09 Ratio, Free-Running Hubs	615-130	615-130	618-049	618-048	05310
1978	3800 Lb. Axle	615-120	615-121	618-040	N/R	05301
1978	4500 Lb. Axle	615-130	615-130	618-049	618-048	05310
1977-64	-	615-120	615-121	618-040	N/R	05301
F-350 PICKUP 4WD						
1997-87	-	615-122	615-123	618-042	N/R	05303
1986-85	4600 Lb. Axle	615-130	615-130	618-049	618-048	05310
1986-85	5000 Lb. Axle	615-122	615-123	618-042	N/R	05303
1984-82	-	615-130	615-130	618-049	618-048	05310
1981	3800 Lb. Axle	615-120	615-121	618-040	N/R	05301
1981	4500 Lb. Axle	615-130	615-130	618-049	618-048	05310
1980	-	615-130	615-130	618-049	618-048	05310
1979	4500 Lb. Axle; 4.09 Ratio, Free-Running Hubs	615-120	615-121	618-040	N/R	05301
1979	4500 Lb. Axle; Exc. 4.09 Ratio, Free-Running Hubs	615-130	615-130	618-049	618-048	05310
RANGER						
1997-95	Manual Lock Hubs	615-143	615-137	618-040	N/R	05305
1994-91	Manual Lock Hubs; 3.45 Ratio	615-142	615-136	618-053	N/R	05315
1994-91	Manual Lock Hubs; Exc. 3.45 Ratio	615-143	615-137	618-040	N/R	05305
1990	Manual Lock Hubs; 3.45 Ratio	615-142	615-136	618-053	N/R	05315
1990	Manual Lock Hubs; 3.55 Ratio	615-143	615-137	618-040	N/R	05305
1990	Manual Lock Hubs; 3.73 & 4.10 Ratio; From 10/1/89	615-143	615-137	618-040	N/R	05305

Axle/Spindle Hardware - 4WD Trucks

Make/Model Years	Description	Inner Nut	Outer Nut	Lock Washer or Retainer	Thrust Washer	Spindle-Tite! Kit
FORD TRUCK (continued)						
RANGER (continued)						
1990	Manual Lock Hubs; 3.73 & 4.10 Ratio; To 9/30/89	615-142	615-136	618-053	N/R	05315
1989-83	Manual Lock Hubs	615-142	615-136	618-053	N/R	05315
HUMMER						
H2						
2005-03	-	N/R	615-095	N/R	618-057	05309
INTERNATIONAL TRUCK						
100, 1100 4WD						
1975-73	Dana 44 Axle	615-126	615-126	618-045	N/R	05304
1972-67	Dana 44 Axle	615-120	615-121	618-040	N/R	05301
SCOUT, SCOUT II 4WD						
1978	Dana 44 Axle	615-126	615-126	618-045	N/R	05304
1977-76	Dana 30 Axle	615-126	615-126	618-045	N/R	05304
1975-73	Dana 30 or 44 Axle	615-126	615-126	618-045	N/R	05304
1972-67	Dana 44 Axle	615-126	615-126	618-045	N/R	05304
JEEP						
CHEROKEE, COMANCHE 4WD						
2000-84	-	N/R	615-096	615-149	618-027	05101
1983-74	-	615-120	615-121	618-040	N/R	05301
CJ, DJ SERIES, DISPATCHER						
1986-66	-	615-126	615-126	618-045	618-058	05304
GRAND CHEROKEE 4WD						
2000-93	-	N/R	615-096	615-149	618-027	05101
GRAND WAGONEER 4WD						
1990-87	-	615-120	615-121	618-040	N/R	05301
J SERIES, GLADIATOR PICKUP 4WD						
1988-74	-	615-120	615-121	618-040	N/R	05301
1973-71	-	615-126	615-126	618-045	618-058	05304
1970-68	Exc. J3800 Camper Special	615-126	615-126	618-045	618-058	05304
JEEPSTER						
1973-72	Commando; Inline 6 Eng	615-126	615-126	618-045	618-058	05304
SCRAMBLER						
1985-81	-	615-126	615-126	618-045	618-058	05304
WAGONEER 4WD						
1990-84	-	N/R	615-096	615-149	618-027	05101
1983-74	-	615-120	615-121	618-040	N/R	05301
1973-63	-	615-126	615-126	618-045	618-058	05304
WRANGLER						
2001-87	-	N/R	615-096	615-149	618-027	05101
MAZDA TRUCK						
B2300, B3000, B4000 PICKUP 4WD						
1997-94	Manual Lock Hubs	615-143	615-137	618-040	N/R	05305
OLDSMOBILE						
BRAVADA 4WD						
2001-97	-	N/R	615-095	N/R	618-057	05309
1996	14mm High Nut	N/R	615-096	N/R	618-027	05101
1996	21mm High Nut	N/R	615-095	N/R	618-057	05309
1994-91	-	N/R	615-096	N/R	618-027	05101
TOYOTA						
PREVIA 4WD						
1997-92	-	N/R	615-119	615-151	N/R	05105
1991	From 1/1/91	N/R	615-119	615-151	N/R	05105
TOYOTA TRUCK						
RAV4 4WD						
2000-98	12mm High Retainer	N/R	N/R	615-151	N/R	-
1997	12mm High Retainer	N/R	615-119	615-151	N/R	05105
1997	Exc. 12mm High Retainer	N/R	615-119	-	N/R	-
1996	-	N/R	615-119	615-151	N/R	05105

Axle/Spindle Hardware - Floating Axle

Make/Model Years	Description	Inner Nut	Outer Nut or Retainer	Lock Washer or Key	Thrust Washer	Spindle-Tite! Kit
CHEVROLET/GMC TRUCK						
C, K, R, V20/25/2500 PICKUP, SUBURBAN 2WD-4WD						
2002-80	-	615-132	615-141	615-140	N/R	-
1979-73	-	615-130	615-130	618-049	618-048	05310
C, R30/35/3500 PICKUP 2WD						
2002-92	w/Rear Disc Brakes; 11.5" Ring Gear	615-138	615-138	618-051	618-052	-
2002-92	w/Rear Drum Brakes; 10.5" Ring Gear	615-132	615-141	615-140	N/R	-
1991	w/12" Ring Gear; Rockwell Rear	615-129	615-138	618-051	618-054	-
1991	wo/12" Ring Gear	615-132	615-141	615-140	N/R	-
1990-80	-	615-132	615-141	615-140	N/R	-
1979-73	-	615-130	615-130	618-049	618-048	05310
EXPRESS 2500/3500						
2005-96	-	615-132	615-141	615-140	N/R	-
G30/35 VAN						
1996-85	-	615-132	615-141	615-140	N/R	-
1979-73	-	615-130	615-130	618-049	618-048	05310

Axle/Spindle Hardware - Floating Axle

Make/Model Years	Description	Inner Nut	Outer Nut or Retainer	Lock Washer or Key	Thrust Washer	Spindle-Tite! Kit
CHEVROLET/GMC TRUCK (continued)						
K,V30/35/3500 PICKUP 4WD						
2002-80	-	615-132	615-141	615-140	N/R	-
1979-73	-	615-130	615-130	618-049	618-048	05310
P20/25 VAN						
1984-80	-	615-132	615-141	615-140	N/R	-
1979-73	-	615-130	615-130	618-049	618-048	05310
P30/35 VAN						
1999-98	Exc. 21,000 Lb. GVW Motor Home; w/Rear Disc Brakes	615-138	615-138	618-051	618-052	-
1999-98	Exc. 21,000 Lb. GVW Motor Home; w/Rear Drum Brakes	615-132	615-141	615-140	N/R	-
1997-92	w/Rear Disc Brakes	615-138	615-138	618-051	618-052	-
1997-92	w/Rear Drum Brakes	615-132	615-141	615-140	N/R	-
1991-82	w/Rear Disc Brakes; w/10.5-11.5 Inch Ring Gear	615-138	615-138	618-051	618-052	-
1991-82	w/Rear Disc Brakes; w/12" Ring Gear; Rockwell Rear	615-129	615-129	618-055	618-054	-
1991-82	w/Rear Drum Brakes	615-132	615-141	615-140	N/R	-
1981-80	w/13 Inch Rear Brakes	615-132	615-141	615-140	N/R	-
1981-80	w/15" or Rear Disc Brakes	615-138	615-138	618-051	618-052	-
1979	w/13" Rear Brakes	615-130	615-130	618-049	618-048	05310
1979	w/15" or Rear Disc Brakes	615-138	615-138	618-051	618-052	-
1978-74	Exc. Motor Home; Exc. 11,000 Lb. Axle	615-130	615-130	618-049	618-048	05310
1978-74	Exc. Motor Home; w/11,000 Lb. Axle	615-138	615-138	618-051	618-052	-
1978-74	Motor Home; w/13" Rear Brakes	615-130	615-130	618-049	618-048	05310
1978-74	Motor Home; w/15" or Rear Disc Brakes	615-138	615-138	618-051	618-052	-
1973	Exc. Motor Home; Exc. 11,000 Lb. Axle	615-130	615-130	618-049	618-048	05310
1973	Exc. Motor Home; w/11,000 Lb. Axle	615-138	615-138	618-051	618-052	-
1973	Motor Home; 14,000 Lb. GVWR	615-138	615-138	618-051	618-052	-
1973	Motor Home; Exc. 14,000 Lb. GVWR	615-130	615-130	618-049	618-048	05310
SAVANA 2500/3500						
2005-96	-	615-132	615-141	615-140	N/R	-
SILVERADO, SIERRA 2500/3500 PICKUP						
2005-99	-	615-132	615-141	615-140	N/R	-
DODGE TRUCK						
B300/350/3500 VAN						
1995-92	-	615-139	N/R	615-135	N/R	-
1991-79	Design w/1 Nut & Lock	615-139	N/R	615-135	N/R	-
1991-79	Design w/2 Nuts & 1 Washer	615-127	615-127	618-046	N/R	05306
1978-77	-	615-127	615-127	618-046	N/R	05306
1976-72	DRW	615-127	615-127	618-046	N/R	05306
1976-72	SRW	615-131	615-131	618-050	N/R	-
1971	-	615-131	615-131	618-050	N/R	-
CB300 CUTAWAY CAB						
1980-79	Design w/1 Nut & Lock	615-139	N/R	615-135	N/R	-
1980-79	Design w/2 Nuts & 1 Washer	615-127	615-127	618-046	N/R	05306
1978-74	-	615-127	615-127	618-046	N/R	05306
D,W200/250 PICKUP						
1993-92	-	615-139	N/R	615-135	N/R	-
1991-79	Design w/1 Nut & Lock	615-139	N/R	615-135	N/R	-
1991-79	Design w/2 Nuts & 1 Washer	615-127	615-127	618-046	N/R	05306
1978-77	-	615-127	615-127	618-046	N/R	05306
1976-74	-	615-131	615-131	618-050	N/R	-
1973-72	w/12 x 3 Brakes	615-127	615-127	618-046	N/R	05306
1973-72	wo/12 x 3 Brakes	615-131	615-131	618-050	N/R	-
1971-63	-	615-131	615-131	618-050	N/R	-
D,W300/350/400/450 PICKUP						
1993-92	-	615-139	N/R	615-135	N/R	-
1991-79	Design w/1 Nut & Lock	615-139	N/R	615-135	N/R	-
1991-79	Design w/2 Nuts & 1 Washer	615-127	615-127	618-046	N/R	05306
1978-63	-	615-127	615-127	618-046	N/R	05306
M300/350 MOTOR HOME						
1974	-	615-127	615-127	618-046	N/R	05306
P200 FORWARD CONTROL						
1972-68	-	615-131	615-131	618-050	N/R	-
P300/375 FORWARD CONTROL						
1972-68	-	615-127	615-127	618-046	N/R	05306
RAM 2500/3500 PICKUP						
1996-94	-	615-139	N/R	615-135	N/R	-
FORD TRUCK						
E-250 ECONOLINE						
2005-90	-	615-133	N/R	N/R	N/R	-
1989-87	LH	615-134	N/R	N/R	N/R	-
1989-87	RH	615-133	N/R	N/R	N/R	-
1986-79	-	615-139	N/R	615-135	N/R	-
1978-75	-	615-139	N/R	N/R	N/R	-
E-350 ECONOLINE						
2005-91	-	615-133	N/R	N/R	N/R	-
1990	Exc. Motor Home	615-133	N/R	N/R	N/R	-
1990	Motor Home; LH	615-134	N/R	N/R	N/R	-
1990	Motor Home; RH	615-133	N/R	N/R	N/R	-
1989-87	LH	615-134	N/R	N/R	N/R	-
1989-87	RH	615-133	N/R	N/R	N/R	-
1986-79	-	615-139	N/R	615-135	N/R	-
1978-75	-	615-139	N/R	N/R	N/R	-

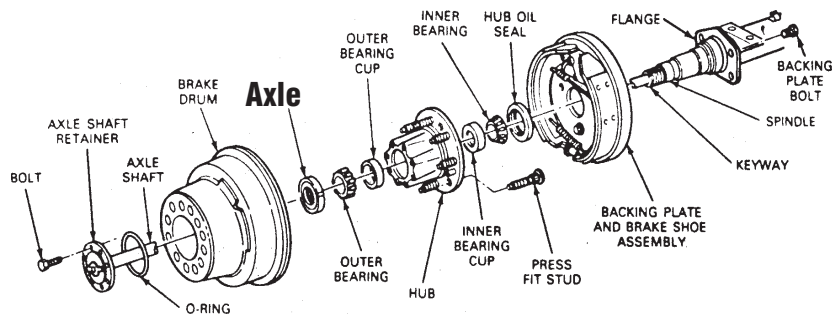
Axle/Spindle Hardware - Floating Axle

Make/Model Years	Description	Inner Nut	Outer Nut or Retainer	Lock Washer or Key	Thrust Washer	Spindle-Tite! Kit
FORD TRUCK (continued)						
E-450 ECONOLINE						
2005-02	-	615-133	N/R	N/R	N/R	-
E-SUPER DUTY VAN						
2002-96	-	615-133	N/R	N/R	N/R	-
EXCURSION						
2005-00	LH	615-134	N/R	N/R	N/R	-
2005-00	RH	615-133	N/R	N/R	N/R	-
F-250 PICKUP						
1999-97	Over 8500 Lb. GVWR; LH	615-134	N/R	N/R	N/R	-
1999-97	Over 8500 Lb. GVWR; RH	615-133	N/R	N/R	N/R	-
1996-87	LH	615-134	N/R	N/R	N/R	-
1996-87	RH	615-133	N/R	N/R	N/R	-
1986-85	w/10.25" Ring Gear; Ford/Sterling Rear; LH	615-134	N/R	N/R	N/R	-
1986-85	w/10.25" Ring Gear; Ford/Sterling Rear; RH	615-133	N/R	N/R	N/R	-
1986-85	w/9.75" Ring Gear; Dana Rear	615-139	N/R	615-135	N/R	-
1984-79	-	615-139	N/R	615-135	N/R	-
1978-75	-	615-139	N/R	N/R	N/R	-
F-250 SUPER DUTY PICKUP						
2005-99	LH	615-134	N/R	N/R	N/R	-
2005-99	RH	615-133	N/R	N/R	N/R	-
F-350 PICKUP						
1997-88	LH	615-134	N/R	N/R	N/R	-
1997-88	RH	615-133	N/R	N/R	N/R	-
1987	Ambulance; Dana Rear	615-139	N/R	615-135	N/R	-
1987	Exc. Ambulance; LH	615-134	N/R	N/R	N/R	-
1987	Exc. Ambulance; RH	615-133	N/R	N/R	N/R	-
1986-85	w/10.25" Ring Gear; Ford/Sterling Rear; LH	615-134	N/R	N/R	N/R	-
1986-85	w/10.25" Ring Gear; Ford/Sterling Rear; RH	615-133	N/R	N/R	N/R	-
1986-85	w/10.5" Ring Gear; Dana Rear	615-139	N/R	615-135	N/R	-
1984-79	-	615-139	N/R	615-135	N/R	-
1978-75	-	615-139	N/R	N/R	N/R	-
F-350 SUPER DUTY PICKUP						
2005-99	w/5.4L V8 Eng; Ford/Sterling Rear; LH	615-134	N/R	N/R	N/R	-
2005-99	w/5.4L V8 Eng; Ford/Sterling Rear; RH	615-133	N/R	N/R	N/R	-
2005-99	w/V10 or Diesel Eng; Dana Rear; wo/Wide Wheelbase	615-133	N/R	N/R	N/R	-
F-450 SUPER DUTY PICKUP						
1998-95	Stripped Chassis & Motor Home	615-138	615-138	618-051	618-052	-
1994-92	-	615-138	615-138	618-051	618-052	-
1991-88	LH	615-134	N/R	N/R	N/R	-
1991-88	RH	615-133	N/R	N/R	N/R	-
P-350 FORWARD CONTROL						
1976-75	-	615-139	N/R	N/R	N/R	-
JEEP						
J-SERIES PICKUP, GLADIATOR						
1988-72	-	615-131	615-131	618-050	N/R	-
1971-68	SRW	615-131	615-131	618-050	N/R	-

11


Axle/Spindle Hardware - Floating Axle

Truck Full Floating Rear Axle Typical Construction




Many trucks require large or odd shaped sockets to remove & install the axle nuts. Be sure your customer has the tools needed to do the job right. Remember to clean and regrease axle bearings whenever disassembled.

Wheel Hub Dust Caps



618-100

Fits 1-9/16" ID Hubs




618-503

Fits 2" ID Hubs



618-101

Fits 1-25/32" ID Hubs



618-504

Fits 2-1/2" ID Hubs



618-102

Fits 2-3/32" ID Hubs

Wheel Hub Dust Cap Applications

Make/ Model/Years	Description	Dorman
AMERICAN MOTORS		
AMBASSADOR		
1974	Kelsey Hayes	618-101
1973-67	-	618-101
AMX		
1980-79	-	618-101
1978	Kelsey Hayes	618-101
1974	Kelsey Hayes	618-101
1973-68	-	618-101
CONCORD		
1983-79	-	618-101
1978	Kelsey Hayes	618-101
GREMLIN		
1978-74	Kelsey Hayes	618-101
1973-70	-	618-101
HORNET		
1977-74	Kelsey Hayes	618-101
1973-70	-	618-101
JAVELIN		
1974	Kelsey Hayes	618-101
1973-68	-	618-101

Make/ Model/Years	Description	Dorman
AMERICAN MOTORS (continued)		
MATADOR		
1978-74	Kelsey Hayes	618-101
1973-71	-	618-101
PACER		
1980-79	-	618-101
1978-75	Kelsey Hayes	618-101
REBEL		
1970-67	-	618-101
SPIRIT		
1983-79	-	618-101
BUICK		
CENTURION		
1973-71	-	618-102
CENTURY		
1981-73	-	618-102
ELECTRA		
1984-71	-	618-102
ESTATE WAGON		
1990-71	-	618-102

All photos approximate actual size.

Wheel Hub Dust Cap Applications

Make/ Model/Years	Description	Dorman
BUICK (continued)		
LESABRE		
1985-71	-	618-102
REGAL		
1987-73	-	618-102
RIVIERA		
1978-71	-	618-102
ROADMASTER		
1996-91	-	618-102
SKYLARK		
1981-76	-	618-102
CADILLAC		
CALAIS		
1976-72	-	618-102
DEVILLE		
1984-72	-	618-102
FLEETWOOD		
1996-85	RWD	618-102
1984-73	-	618-102
1972	Exc. 75 Series	618-102
SEVILLE		
1981-76	-	618-102
CHEVROLET		
BELAIR, BISCAYNE, BROOKWOOD		
1975-69	-	618-102
CAMARO		
1992-70	-	618-102
CAPRICE		
1996-69	-	618-102
CHEVELLE		
1973	-	618-102
EL CAMINO		
1987-73	-	618-102
IMPALA		
1985-69	-	618-102
IMPALA SS		
1996-94	-	618-102
KINGSWOOD, TOWNSMAN		
1972-69	-	618-102
LAGUNA		
1976-73	-	618-102
MALIBU		
1983-73	-	618-102
MONTE CARLO		
1988-73	-	618-102
NOVA		
1979-75	-	618-102
CHEVROLET/GMC TRUCK		
ASTRO; SAFARI		
2002-85	2WD	618-102
BLAZER; JIMMY		
1984-83	2WD	618-102
1978-73	2WD	618-102
C, R10/15 PICKUP		
1987-83	2WD	618-102
1978-73	2WD	618-102
CABALLERO		
1987-78	-	618-102
G10/15 VAN		
1995	wo/Modified Suspension	618-102
1994-83	-	618-102
1978-73	-	618-102
G20/25 VAN		
1995-84	w/Vacuum Power Brakes	618-102
1983-73	-	618-102
P10/15 VAN		
1978-73	-	618-102
S SERIES BLAZER; JIMMY, TYPHOON		
2000-83	2WD	618-102
S SERIES PICKUP; SONOMA, SYCLONE		
2000-82	2WD	618-102
SPRINT		
1977-71	-	618-102
SUBURBAN		
1991-83	2WD; 1/2 Ton	618-102
1978-73	2WD; 1/2 Ton	618-102
CHRYSLER		
300		
1971-68	-	618-100
CORDOBA		
1983-75	-	618-101
E CLASS, EXECUTIVE SEDAN		
1984-83	-	618-101
FIFTH AVENUE		
1989-83	-	618-101

Make/ Model/Years	Description	Dorman
CHRYSLER (continued)		
IMPERIAL		
1993-90	-	618-101
1983-81	-	618-101
1975-74	-	618-101
LASER		
1986-84	-	618-101
LEBARON, GTC, GTS		
1995-77	-	618-101
NEW YORKER, NEWPORT		
1993-73	-	618-101
1972	wo/1-Piece Hub & Disc	618-100
1971-66	-	618-100
TC MASERATI		
1991-89	-	618-101
TOWN & COUNTRY		
1995-90	-	618-101
1988-73	-	618-101
1972	wo/1-Piece Hub & Disc	618-100
1971-66	-	618-100
DODGE		
400, 600		
1988-82	-	618-101
ARIES		
1989-81	-	618-101
ASPEN		
1980-76	-	618-101
CARAVAN, GRAND CARAVAN, MINI RAM VAN		
1995-84	-	618-101
CHALLENGER		
1974-73	-	618-101
1972-70	-	618-100
CHARGER, CORONET		
1987-83	-	618-101
1978-73	-	618-101
1972-66	-	618-100
DART		
1976-73	-	618-101
1972-66	-	618-100
DAYTONA		
1993-84	-	618-101
DIPLOMAT		
1989-77	-	618-101
DYNASTY		
1993-88	-	618-101
LANCER		
1989-85	-	618-101
MAGNUM, MIRADA		
1983-78	-	618-101
MONACO, POLARA, ROYAL MONACO		
1978-73	-	618-101
1972	wo/1-Piece Hub & Disc	618-100
1971-66	-	618-100
OMNI, RAMPAGE		
1990-78	-	618-101
SHADOW, SPIRIT		
1995-87	-	618-101
ST. REGIS		
1981-79	-	618-101
DODGE TRUCK		
A100 VAN		
1970-68	-	618-100
B100/150/1500 VAN		
1998-74	-	618-101
1973-72	Disc Brakes	618-101
1973-72	Drum Brakes	618-100
1971	Drum Brakes	618-100
B200/250/2500 VAN		
1998-74	-	618-101
1973-72	Disc Brakes	618-101
1973-72	Drum Brakes	618-100
1971	Drum Brakes	618-100
B300/350/3500 VAN		
1998-94	Exc. 4000 Lb Axle	618-101
1993-82	5-Stud Rotor	618-101
1981-74	3000/3600 Lb Axle	618-101
1973-72	Disc Brakes; Exc. Heavy Duty	618-101
CB300 CUTAWAY VAN		
1980-78	3300/3600 Lb Axle	618-101
D100/150 PICKUP		
1993-74	2WD	618-101
1973-72	2WD; Disc Brakes	618-101
1973-72	2WD; Drum Brakes	618-100
1971-63	2WD	618-100
D200/250 PICKUP		
1993-82	2WD; 5-Stud Rotor	618-101

Wheel Hub Dust Cap Applications

Make/ Model/Years	Description	Dorman
DODGE TRUCK (continued)		
D200/250 PICKUP (continued)		
1981-74	2WD; 3000/3600 Lb Axle	618-101
1973-72	2WD; Disc Brakes; 3300 Lb Axle	618-101
1973-72	2WD; Drum Brakes; 2-1/2 Inch Cap	618-101
D300/350 PICKUP		
1993-84	2WD; 5-Stud Rotor	618-101
1973-72	2WD; Disc Brakes; Exc. Heavy Duty	618-101
DAKOTA		
1996-87	-	618-101
RAM 1500 VAN		
2002-99	-	618-101
RAM 2500 VAN		
2002-99	-	618-101
RAM 3500 VAN		
2002-99	-	618-101
RAMCHARGER		
1993-74	2WD	618-101
FORD		
COBRA		
1971-69	-	618-101
COUNTRY SEDAN		
1974-68	-	618-101
COUNTRY SQUIRE, COUNTRY SEDAN		
1991-65	-	618-101
CROWN VICTORIA		
1991-80	-	618-101
CUSTOM, CUSTOM 500		
1977-65	-	618-101
ESCORT, EXP		
1990-81	-	618-101
FAIRLANE		
1970-65	-	618-101
FAIRMONT		
1983-78	-	618-101
FALCON		
1970-66	-	618-101
GALAXIE, GALAXIE 500		
1974-65	-	618-101
GRAN TORINO		
1976-72	-	618-101
GRANADA		
1982-75	-	618-101
LTD		
1986-65	-	618-101
LTD II		
1979-77	-	618-101
MAVERICK		
1977-70	-	618-101
MUSTANG, MUSTANG II		
1994-70	-	618-101
PINTO		
1980-71	-	618-101
RANCH WAGON		
1976-65	-	618-101
RANCHERO		
1979-66	-	618-101
TAURUS		
1989-86	-	618-101
TEMPO		
1994-84	-	618-101
THUNDERBIRD		
1989-68	-	618-101
TORINO		
1976-68	-	618-101
WINDSTAR		
1997-95	-	618-503
FORD TRUCK		
AEROSTAR		
1997-86	-	618-503
E SERIES SUPER DUTY		
2002-00	-	618-504
E100/150 ECONOLINE		
2005-68	-	618-503
E200/250 ECONOLINE		
2005-80	-	618-504
1979-67	-	618-503
E300/350 ECONOLINE		
2005-68	-	618-504
E450 ECONOLINE		
2005-02	-	618-504
EXCURSION		
2005-00	2WD	618-504
EXPEDITION		
2002-97	2WD	618-503

Make/ Model/Years	Description	Dorman
FORD TRUCK (continued)		
EXPLORER		
2001-91	2WD	618-503
EXPLORER SPORT		
2003-01	-	618-503
EXPLORER SPORT TRAC		
2005-01	-	618-503
F SERIES SUPER DUTY		
2005-86	2WD	618-504
F100/150 PICKUP		
2005-04	2WD, Heritage	618-503
2003-73	2WD	618-503
1972-69	2WD	618-503
F250 PICKUP		
2000-99	2WD; Exc. Super Duty	618-504
1998-85	2WD	618-504
1984-73	1-31/32 Inch OD	618-503
1984-73	2-1/2 Inch OD	618-504
1972-68	2WD; 1-31/32 Inch OD	618-503
1972-68	2WD; 2-1/2 Inch OD	618-504
F350 PICKUP		
1997-73	-	618-504
1972-68	2-1/2 Inch OD	618-504
RANGER		
2005-83	2WD	618-503
ISUZU		
HOMBRE		
2000-96	2WD	618-102
LINCOLN		
CONTINENTAL		
1989-70	-	618-101
MARK SERIES		
1994-68	-	618-101
NAVIGATOR		
2002-98	2WD	618-503
2002	-	618-503
TOWN CAR		
1994-82	-	618-101
VERSAILLES		
1980-77	-	618-101
MERCURY		
BOBCAT		
1980-75	-	618-101
CAPRI		
1986-79	-	618-101
COLONY PARK, COMMUTER		
1991-68	-	618-101
COMET		
1977-71	-	618-101
COUGAR		
1989-68	-	618-101
CYCLONE		
1971-68	-	618-101
GRAND MARQUIS		
1991-75	-	618-101
LYNX, LN7		
1987-81	-	618-101
MARQUIS, MARAUDER, MONTCLAIR, MONTEREY, PARKLANE		
1986-68	-	618-101
MONARCH		
1980-75	-	618-101
MONTEGO		
1976-68	-	618-101
MOUNTAINEER		
2001-97	2WD	618-503
SABLE		
1989-86	-	618-101
TOPAZ		
1994-84	-	618-101
ZEPHYR		
1983-78	-	618-101
OLDSMOBILE		
442		
1971	-	618-102
98		
1984-71	-	618-102
CUSTOM CRUISER		
1992-71	-	618-102
CUTLASS, CUTLASS CALAIS, CUTLASS CRUISER, CUTLASS SUPREME		
1988-71	RWD	618-102
DELTA 88		
1985-71	-	618-102
OMEGA		
1979-75	-	618-102
VISTA CRUISER		
1977-71	-	618-102

Wheel Hub Dust Cap Applications

Make/ Model/Years	Description	Dorman
PLYMOUTH		
ACCLAIM		
1995-89	-	618-101
BARRACUDA, CUDA		
1974-73	-	618-101
1972-66	-	618-100
BELVEDERE		
1970-66	-	618-100
CARAVELLE		
1988-85	-	618-101
DUSTER		
1976-73	-	618-101
1972-70	-	618-100
FURY, GRAN FURY		
1989-73	-	618-101
1972	wo/1-Piece Hub & Disc	618-100
1971-66	-	618-100
HORIZON		
1990-78	-	618-101
RELIANT		
1989-81	-	618-101
ROADRUNNER, SATELLITE		
1975-73	-	618-101
1972-66	-	618-100
SCAMP VALIANT		
1983	-	618-101
1976-73	-	618-101
1972-66	-	618-100
SUNDANCE		
1994-87	-	618-101
SUPERBIRD		
1970	-	618-100
VOLARE		
1980-76	-	618-101
VOYAGER, GRAND VOYAGER		
1995-84	-	618-101
PLYMOUTH TRUCK		
PB100/150 VAN; VOYAGER		
1983-74	-	618-101
PB200/250 VAN; VOYAGER		
1983-74	-	618-101
PB300/350 VAN; VOYAGER		
1983-82	5-Stud Rotor	618-101
1981	3300/3600 Lb Axle	618-101

Make/ Model/Years	Description	Dorman
PLYMOUTH TRUCK (continued)		
PB300/350 VAN; VOYAGER (continued)		
1980-74	3000/3600 Lb Axle	618-101
TRAILDUSTER		
1981-74	2WD	618-101
PONTIAC		
BONNEVILLE, CATALINA		
1986-71	-	618-102
FIREBIRD		
1992-70	-	618-102
GRAND AM		
1980-73	-	618-102
GRAND PRIX		
1987-73	-	618-102
GRAND SAFARI		
1978-71	-	618-102
GRANDVILLE		
1975-71	-	618-102
LEMANS, GRAND LEMANS		
1981-73	-	618-102
PARISIENNE		
1986-83	-	618-102
PHOENIX		
1979-77	-	618-102
SAFARI		
1989-87	-	618-102
VENTURA		
1977-75	-	618-102
TOYOTA		
CARINA		
1973-72	-	618-100
CELICA		
1975-71	-	618-100
COROLLA		
1987-84	Coupe	618-100
1983-75	-	618-100
1974-71	1.6L Eng; 1600	618-100
CORONA		
1974	Exc. Deluxe Series	618-100
1973-68	-	618-100
CORONA MARK II		
1972	2.0L Eng; 18RC	618-100
1971-69	-	618-100

11

Wheel Hub Dust Cap Applications



Many of today's vehicles require new axle or spindle nuts whenever a CV joint, wheel hub or one piece brake rotor or drum are removed. The axle or spindle nut is often the only fastener holding the wheel on the car, and for safety, the locking feature should be replaced each time.

- For slotted and castellated nuts, this means at the least, replacing the cotter pin.
- For staked, nylon locking and prevailing torque nuts, the locking feature is built in to the nut and the nut must be replaced.
- For axle nuts using retainers, the retainer locks the nut in place, and must be replaced.

Dust caps seal out dirt and moisture from the wheel bearings and are often damaged when removed. New dust caps are inexpensive insurance.

Remember to inspect CV joint boots when working around the axle. Replacing them now could save hundreds of dollars in parts and labor later.

Section 12

Part # 030-630

SHOP HARDWARE TECH TRAY

SECTION 4 SECTION 10

• 24 SKUs, 260 pieces • Tray measures 13-1/8"W x 2-5/16"H x 9"D

<p>595-056 Woodruff Key (#2) 3/32"W x 15/32"L x 3/16"H</p> <p>Reorder Qty. 25 Assort. Qty. 5</p>	<p>595-070 Woodruff Key (#A) 1/4"W x 55/64"L x 23/64"H</p> <p>Reorder Qty. 25 Assort. Qty. 10</p>	<p>623-017 3/16" x 1" Roll Pin</p> <p>Reorder Qty. 25 Assort. Qty. 10</p>	<p>632-037 3/8" External Retaining Ring</p> <p>Reorder Qty. 25 Assort. Qty. 10</p>	<p>118-102 .028 Wire Dia. x 5/64" Grv. Dia. x 9/32" Length Hair Pin</p> <p>Reorder Qty. 100 Assort. Qty. 25</p>	<p>633-018 3/16" E-Clip</p> <p>Reorder Qty. 25 Assort. Qty. 10</p>
<p>595-057 Woodruff Key (#3) 1/8"W x 31/64"L x 3/16"H</p> <p>Reorder Qty. 25 Assort. Qty. 10</p>	<p>595-064 Woodruff Key (#15) 1/4"W x 63/64"L x 27/64"H</p> <p>Reorder Qty. 25 Assort. Qty. 5</p>	<p>623-056 3/16" x 1-1/2" Roll Pin</p> <p>Reorder Qty. 25 Assort. Qty. 10</p>	<p>632-050 1/2" External Retaining Ring</p> <p>Reorder Qty. 25 Assort. Qty. 10</p>	<p>118-103 .028 Wire Dia. x 1/8" Grv. Dia. x 15/32" Length Hair Pin</p> <p>Reorder Qty. 100 Assort. Qty. 25</p>	<p>633-025 1/4" E-Clip</p> <p>Reorder Qty. 25 Assort. Qty. 10</p>
<p>595-068 Woodruff Key (#5) 1/8"W x 39/64"L x 15/64"H</p> <p>Reorder Qty. 25 Assort. Qty. 10</p>	<p>623-046 1/8" x 1" Roll Pin</p> <p>Reorder Qty. 25 Assort. Qty. 5</p>	<p>623-022 1/4" x 1-1/4" Roll Pin</p> <p>Reorder Qty. 25 Assort. Qty. 5</p>	<p>632-062 5/8" External Retaining Ring</p> <p>Reorder Qty. 25 Assort. Qty. 10</p>	<p>118-104 .032 Wire Dia. x 5/32" Grv. dia. x 15/32" Length Hair Pin</p> <p>Reorder Qty. 100 Assort. Qty. 25</p>	<p>633-031 5/16" E-Clip</p> <p>Reorder Qty. 25 Assort. Qty. 10</p>
<p>595-059 Woodruff Key (#6) 5/32"W x 39/64"L x 15/64"H</p> <p>Reorder Qty. 25 Assort. Qty. 15</p>	<p>623-051 5/32" x 1" Roll Pin</p> <p>Reorder Qty. 25 Assort. Qty. 10</p>	<p>623-062 1/4" x 1-1/2" Roll Pin</p> <p>Reorder Qty. 25 Assort. Qty. 5</p>	<p>632-075 3/4" External Retaining Ring</p> <p>Reorder Qty. 25 Assort. Qty. 10</p>	<p>118-105 .047 Wire Dia. x 3/16" Grv. Dia. x 19/32" Length Hair Pin</p> <p>Reorder Qty. 100 Assort. Qty. 25</p>	<p>633-037 3/8" E-Clip</p> <p>Reorder Qty. 25 Assort. Qty. 10</p>

12

Straight Pins



Part # 799-550
Maintenance Hardware Value Pack

SECTION 4, 12, 13, 20

• 7 SKUs, 102 pieces
• Tray measures 4-1/2" x 5-1/2" x 2-1/2"

- E-Clips Assortment: 18
- Cotter Pins Assortment: 16
- Roll Pins Assortment: 12
- Speed Nuts Assortment: 10
- Retaining Rings Assortment: 18
- Hair Pins Assortment: 18
- Push Nuts Assortment: 10

Straight Pins



Diameter	Length	Part # (Qty.)
3/32"	1"	630-001 (25)
	1-3/4"	630-004 (25)
1/8"	1"	630-005 (25)
	1-1/4"	630-006 (25)
	1-1/2"	630-007 (25)
	1-3/4"	630-008 (25)
5/32"	1"	630-013 (25)

Diameter	Length	Part # (Qty.)
5/32"	1-1/4"	630-014 (25)
3/16"	1"	630-017 (25)
	1-1/4"	630-018 (25)
	1-1/2"	630-019 (25)
7/32"	1"	630-021 (25)
1/4"	1-1/4"	630-025 (25)
	1-1/2"	630-026 (25)

Roll Pins



Diameter	Length	Part # (Qty.)
1/16"	1/2"	623-030 (25)
	3/4"	623-003 (25)
	1"	623-033 (25)
5/64"	1/4"	623-004 (25)
	1/2"	623-034 (25)
	9/16"	623-005 (25)
	3/4"	623-035 (25)
	1"	623-036 (25)
	1-1/4"	623-072 (25)
	1-1/2"	623-006 (25)
3/32"	5/16"	623-007 (25)
	1/2"	623-038 (25)
	5/8"	623-008 (25)
	3/4"	623-039 (25)
	1"	623-041 (25)
	1-1/4"	623-009 (25)
	1-1/2"	623-042 (25)
1/8"	3/8"	623-010 (25)
	1/2"	623-043 (25)
	5/8"	623-044 (25)
	3/4"	623-011 (25)
	7/8"	623-045 (25)
	1"	623-046 (25)
	1-1/4"	623-012 (25)
	1-1/2"	623-047 (25)
	2"	623-049 (25)
5/32"	1/2"	623-013 (25)
	5/8"	623-073 (25)
	3/4"	623-014 (25)
	1"	623-051 (25)
	1-1/4"	623-015 (25)
	1-1/2"	623-052 (25)

Diameter	Length	Part # (Qty.)
3/16"	1/2"	623-016 (25)
	5/8"	623-053 (25)
	3/4"	623-054 (25)
	1"	623-017 (25)
	1-1/4"	623-055 (25)
	1-1/2"	623-056 (25)
	1-3/4"	623-057 (25)
7/32"	5/8"	623-018 (25)
	1"	623-074 (25)
	1-3/8"	623-019 (25)
	1-3/4"	623-020 (25)
1/4"	5/8"	623-021 (25)
	3/4"	623-059 (25)
	1"	623-061 (25)
	1-1/4"	623-022 (25)
	1-1/2"	623-062 (25)
	1-3/4"	623-063 (25)
	2"	623-064 (25)
5/16"	3/4"	623-024 (25)
	1"	623-067 (25)
	1-1/2"	623-025 (25)
	1-3/4"	623-068 (25)
3/8"	2"	623-026 (25)
	2-1/2"	623-069 (25)
	3/4"	623-027 (25)
	1"	623-070 (25)
1/2"	1-1/2"	623-028 (25)
	2"	623-029 (25)
	2-1/2"	623-071 (25)
	3"	623-030 (25)
	3-1/2"	623-031 (25)

Section 13

13

Roll Pins



Part # 799-323 E-Clips and Snap Rings Value Pack

- 16 SKUs, 305 pieces
- Tray measures 8-7/8" x 5-1/2" x 1"

E-Clips: (25) 1/8" • (25) 5/32" • (25) 3/16" • (25) 1/4" • (20) 5/16" • (20) 3/8" • (15) 1/2" • (10) 3/4"

Internal Snap Rings: (25) 1/4" • (20) 5/16" • (20) 3/8" • (15) 1/2"

External Snap Rings: (20) 3/8" • (15) 5/8" • (15) 3/4" • (10) 1"

SECTION 13



Part # 799-440 Clamps Value Pack

- 7 SKUs, 35 pieces
- Tray measures 4-1/2" x 5-1/2" x 2-1/2"

Hose Clamps (Fuel Injected): 5

Hose Clamps (Miniature): 5

Hose Clamps: (5) 17/32"-5/8"

Corbin Clamp: (5) 3/8" • (5) 9/16" • (5) 5/8" • (5) 1/2"

SECTION 13



Part # 799-550 Maintenance Hardware Value Pack

- 7 SKUs, 102 pieces
- Tray measures 4-1/2" x 5-1/2" x 2-1/2"

E-Clips Assortment: 18

Cotter Pins Assortment: 16

Roll Pins Assortment: 12

Speed Nuts Assortment: 10


Retaining Rings Assortment: 18

Hair Pins Assortment: 18

Push Nuts Assortment: 10

SECTION 4, 12, 13, 20

Internal Retaining Rings



Size (inches)	Size (metric)	Type	Part # (Qty.)
5/16"	7.9mm	Standard	631-031 (25)
3/8"	9.5mm	Standard	631-037 (25)
7/16"	11.1mm	Standard	631-043 (25)
1/2"	12.7mm	Standard	631-050 (25)
9/16"	14.2mm	Standard	631-056 (25)
5/8"	15.8mm	Standard	631-062 (25)
11/16"	17.4mm	Standard	631-068 (25)
3/4"	19.1mm	Standard	631-075 (25)
.777"	19.7mm	Standard	631-077 (25)
13/16"	20.6mm	Standard	631-081 (25)
7/8"	22.2mm	Standard	631-087 (25)
.901"	22.9mm	Standard	631-090 (25)
15/16"	23.8mm	Standard	631-093 (25)
15/16"	23.8mm	Standard	631-092 (25)
.984"	25.0mm	Standard	631-097 (25)
1"	25.4mm	Standard	631-100 (25)

Size (inches)	Size (metric)	Type	Part # (Qty.)
1"	25.4mm	Special	631-210 (25)
1.023"	26.0mm	Standard	631-102 (25)
1-1/16"	27.0mm	Standard	631-106 (25)
1-1/8"	28.6mm	Standard	631-112 (25)
1-1/8"	28.6mm	Special	631-211 (25)
1-3/16"	30.2mm	Standard	631-118 (25)
1-1/4"	31.7mm	Standard	631-125 (25)
1-5/16"	33.3mm	Standard	631-131 (25)
1-3/8"	34.9mm	Standard	631-137 (25)
1-7/16"	36.5mm	Standard	631-143 (25)
1-1/2"	38.1mm	Standard	631-150 (25)
1-9/16"	39.7mm	Standard	631-156 (25)
1-5/8"	41.3mm	Standard	631-162 (25)
1-3/4"	44.4mm	Standard	631-175 (25)
1-13/16"	46.0mm	Standard	631-181 (25)

External Retaining Rings



Size (Inches)	Size (Metric)	Type	Part # (Qty.)
5/32"	3.9mm	Standard	632-015 (25)
3/16"	4.8mm	Standard	632-018 (25)
3/16"	4.8mm	Crescent	632-218 (25)
7/32"	5.5mm	Crescent	632-221 (25)
1/4"	6.4mm	Standard	632-025 (25)
1/4"	6.4mm	Crescent	632-225 (25)
5/16"	7.9mm	Standard	632-031 (25)
3/8"	9.5mm	Standard	632-037 (25)
3/8"	9.5mm	Standard	632-237 (25)
7/16"	11.1mm	Standard	632-043 (25)
7/16"	11.1mm	Crescent	632-243 (25)
15/32"	11.9mm	Standard	632-046 (25)
7/16"	12.0mm	Heavy Duty	632-400 (25)
1/2"	12.7mm	Standard	632-050 (25)
1/2"	12.7mm	Crescent	632-250 (25)
1/2"	12.7mm	Special	632-350 (25)
.551"	14.0mm	Standard	632-051 (25)
9/16"	14.2mm	Standard	632-056 (25)
5/8"	15.8mm	Standard	632-062 (25)
5/8"	15.9mm	Crescent	632-262 (25)
.615"	17.0mm	Heavy Duty	632-406 (25)
.669"	17.1mm	Standard	632-066 (25)

Size (Inches)	Size (Metric)	Type	Part # (Qty.)
11/16"	17.4mm	Standard	632-068 (25)
3/4"	19.0mm	Crescent	632-275 (25)
3/4"	19.0mm	Special	632-375 (25)
3/4"	19.1mm	Standard	632-075 (25)
25/32"	19.8mm	Standard	632-078 (25)
25/32"	19.8mm	Bowed	632-378 (25)
13/16"	20.6mm	Standard	632-081 (25)
1-3/16"	20.6mm	Standard	632-118 (25)
27/32"	21.4mm	Standard	632-084 (25)
7/8"	22.2mm	Standard	632-087 (25)
15/16"	23.8mm	Standard	632-093 (25)
1"	25.4mm	Standard	632-100 (25)
1-1/16"	27.0mm	Standard	632-106 (25)
1-1/8"	28.6mm	Standard	632-112 (25)
1-1/8"	28.6mm	Special	632-311 (25)
1-1/4"	31.7mm	Standard	632-125 (25)
1-1/4"	31.7mm	Bowed	632-312 (25)
1-5/16"	33.3mm	Standard	632-131 (25)
1-3/8"	34.9mm	Standard	632-137 (25)
1-7/16"	36.5mm	Standard	632-143 (25)
1-1/2"	38.1mm	Standard	632-150 (25)
1-9/16"	39.7mm	Standard	632-156 (25)

E-Clips



Size (inches)	Size (metric)	Type	Part # (Qty.)
.062"	1.6mm	Standard	633-007 (25)
.093"	2.4mm	Standard	633-009 (25)
.093"	2.4mm	Standard	633-010 (25)
.093"	2.4mm	Reinforced	633-209 (25)
7/64"	2.8mm	Standard	633-011 (25)
1/8"	3.2mm	Standard	633-012 (25)
1/8"	3.2mm	Reinforced	633-212 (25)
.140"	3.6mm	Standard	633-013 (25)
5/32"	4.0mm	Standard	633-015 (25)
5/32"	4.0mm	Standard	633-016 (25)
5/32"	4.0mm	Reinforced	633-215 (25)
.171"	4.4mm	Standard	633-017 (25)
3/16"	4.8mm	Standard	633-018 (25)
3/16"	4.8mm	Standard	633-019 (25)
3/16"	4.8mm	Standard	633-020 (25)
3/16"	4.8mm	Reinforced	633-218 (25)
7/32"	5.6mm	Standard	633-024 (25)

Size (inches)	Size (metric)	Type	Part # (Qty.)
.219"	5.6mm	Reinforced	633-221 (25)
1/4"	6.3mm	Reinforced	633-225 (25)
1/4"	6.4mm	Standard	633-025 (25)
5/16"	7.9mm	Standard	633-031 (25)
5/16"	7.9mm	Reinforced	633-231 (25)
3/8"	9.5mm	Standard	633-037 (25)
3/8"	9.5mm	Reinforced	633-237 (25)
7/16"	11.1mm	Standard	633-043 (25)
1/2"	12.7mm	Standard	633-050 (25)
1/2"	12.7mm	Reinforced	633-250 (25)
1/2"	12.7mm	Bowed	633-260 (25)
9/16"	14.3mm	Reinforced	633-256 (25)
5/8"	15.9mm	Standard	633-062 (25)
3/4"	19.1mm	Standard	633-075 (25)
7/8"	22.2mm	Standard	633-087 (25)
1"	25.4mm	Standard	633-098 (25)

Internal Lock Rings



Housing Dia.	Part # (Qty.)
7/16" (11.13mm)	633-404 (25)
1/2" (12.7mm)	633-405 (25)
1-7/16" (36.5mm)	633-414 (25)

Hose Clamps



Size	Part # (Qty.)
7/32" x 5/8"	590-024 (10)

Connecting Rod Bolts

Type	Description	OE #	Part # (Qty.)
3	3/8"-24 x 2-1/8"	Ford: C9AZ 6214-B	635-025 (25)
5	3/8"-24 x 1-1/2"	GM: 1246266	635-014 (25)
6	3/8"-24 x 1-1/2"	GM: 25506513	635-032 (25)
6	3/8"-24 x 2-1/2"	GM: 382570, 22505621, 22510857, 22513931	635-029 (25)



Type 3



Type 5



Type 6

Connecting Rod Nuts

Type	Thread Size	Hex	OE #	Part # (Qty.)
2	3/8"-24	9/16"	Ford: C9AZ-6212-B, GM: 522691, 3866766	635-002 (25)
2	M8-1.0	13mm	Ford: D2RY-6212-A, E2FZ-6212-A	635-020 (25)
4	3/8"-24	12pt.	GM: 1174201, 395121	635-031 (25)



Type 2



Type 4

Connecting Rod Nut and Bolt Applications

Make/Engine Years	Description	Bolt/Stud	Nut
AMERICAN MOTORS			
L4 - 2.5L (151 CID)			
1983-80	VIN B; GM Eng	635-022	635-005
BUICK			
L4 - 1.8L (112 CID)			
1982	VIN G	635-012	635-013
L4 - 2.0L (122 CID)			
1989-85	VIN P,1	-	635-013
1984-83	VIN P	635-012	635-013
L4 - 2.2L (134 CID)			
1996-93	VIN 4	-	635-013
L4 - 2.5L (151 CID)			
1992-80	VIN R,U,5	635-022	635-005
L6 - 4.1L (250 CID)			
1975-68	-	635-010	635-005
V6 - 2.8L (173 CID)			
1989-80	-	635-012	635-013
V6 - 3.0L (181 CID)			
1988-82	VIN E,L	635-032	NR
V6 - 3.1L (189 CID)			
2003-89	VIN M,T,J	635-012	635-013
V6 - 3.2L (196 CID)			
1979-78	VIN C	635-014	NR
V6 - 3.3L (204 CID)			
1993-89	VIN N	635-032	NR
V6 - 3.4L (207 CID)			
2005-02	VIN E	635-012	635-013
V6 - 3.8L (231 CID)			
2003-81	-	635-032	NR
1980-75	-	635-014	NR
V6 - 4.1L (252 CID)			
1984-82	VIN 4	635-032	NR
1980	VIN 4	635-014	NR
V6 - 4.3L (260 CID)			
1985-82	VIN T,V; Diesel Eng	635-029	635-031
V8 - 4.3L (260 CID)			
1976-75	VIN F	635-029	635-031
V8 - 4.3L (265 CID)			
1981-80	VIN S	635-022	635-005
V8 - 4.4L (267 CID)			
1982	VIN J	635-015	635-002
V8 - 4.9L (301 CID)			
1980-79	VIN W	635-022	635-005
1979-77	VIN Y	635-022	635-005

Make/Engine Years	Description	Bolt/Stud	Nut
BUICK (continued)			
V8 - 5.0L (305 CID)			
1991	VIN E	635-015	-
1982-77	-	635-015	635-002
V8 - 5.0L (307 CID)			
1990-82	VIN Y	-	635-031
1981-80	VIN Y	635-029	635-031
V8 - 5.7L (350 CID)			
1996-92	VIN P,7	635-015	-
1985-80	VIN N; Diesel Eng	635-029	635-031
1980-78	VIN X	635-014	NR
1980-77	VIN R	635-029	635-031
1979-77	VIN L	635-015	635-002
1977-74	VIN H,J	635-014	NR
1973	Bolt Threads into Rod	635-014	NR
V8 - 6.6L (400 CID)			
1975-64	-	-	635-031
V8 - 6.6L (403 CID)			
1979-77	VIN K	635-029	635-031
V8 - 7.5L (455 CID)			
1976-70	-	-	635-031
CADILLAC			
L4 - 1.8L (112 CID)			
1982	VIN G	635-012	635-013
L4 - 2.0L (122 CID)			
1984-83	VIN P	635-012	635-013
V6 - 2.8L (173 CID)			
1988-85	VIN W	635-012	635-013
V6 - 4.1L (252 CID)			
1982	VIN 4	635-032	NR
1980	VIN 4	635-014	NR
V6 - 4.3L (260 CID)			
1985	VIN T; Diesel Eng	635-029	635-031
V8 - 5.0L (305 CID)			
1992-91	VIN E	635-015	-
V8 - 5.0L (307 CID)			
1990-86	VIN Y,9	-	635-031
V8 - 5.7L (350 CID)			
2000-99	VIN R	635-015	635-002
1996-91	VIN P,7	635-015	-
1985-78	VIN N; Diesel Eng	635-029	635-031
1980-76	VIN 8,B,R	635-029	635-031
V8 - 6.0L (368 CID)			
1984-80	VIN 6,9	-	635-002

Connecting Rod Nut and Bolt Applications

Make/Engine Years	Description	Bolt/Stud	Nut
CADILLAC (continued)			
V8 - 7.0L (425 CID)			
1979-77	VIN S,T	-	635-002
V8 - 8.2L (500 CID)			
1976	VIN S	-	635-002
CHECKER			
L6 - 4.1L (250 CID)			
1979-69	-	635-010	635-005
V6 - 3.8L (229 CID)			
1982-80	-	635-015	635-002
V8 - 4.4L (267 CID)			
1982-80	-	635-015	635-002
V8 - 5.0L (305 CID)			
1982-78	-	635-015	635-002
V8 - 5.7L (350 CID)			
1982-69	-	635-015	635-002
CHEVROLET			
L4 - 1.4L (85 CID)			
1977-76	Chevette	635-012	635-013
L4 - 1.6L (98 CID)			
1987-76	Chevette	635-012	635-013
L4 - 1.8L (112 CID)			
1982	VIN G	635-012	635-013
L4 - 2.0L (122 CID)			
1989-85	VIN P,1	-	635-013
1984-83	VIN B,P	635-012	635-013
L4 - 2.2L (134 CID)			
2002-90	VIN G,4	-	635-013
L4 - 2.3L (140 CID)			
1977-71	-	635-010	635-005
L4 - 2.5L (151 CID)			
1992-78	-	635-022	635-005
L4 - 2.5L (153 CID)			
1970-64	-	635-010	635-005
L6 - 3.8L (230 CID)			
1970-64	-	635-010	635-005
L6 - 4.1L (250 CID)			
1979-65	-	635-010	635-005
V6 - 2.8L (173 CID)			
1989-80	-	635-012	635-013
V6 - 3.1L (189 CID)			
2003-90	-	635-012	635-013
V6 - 3.2L (196 CID)			
1979-78	VIN C	635-014	NR
V6 - 3.3L (200 CID)			
1979-78	VIN M	635-015	635-002
V6 - 3.4L (207 CID)			
2005-91	-	635-012	635-013
V6 - 3.8L (229 CID)			
1984-80	VIN K,9	635-015	635-002
V6 - 3.8L (231 CID)			
2003-92	VIN K,L	635-032	NR
1985-81	VIN A,3	635-032	NR
1980-78	VIN A,2,3	635-014	NR
V6 - 4.3L (260 CID)			
1985-82	VIN T,V; Diesel Eng	635-029	635-031
V6 - 4.3L (262 CID)			
1990-85	VIN Z	-	635-002
V8 - 4.3L (262 CID)			
1976-75	VIN G	635-015	635-002
V8 - 4.3L (265 CID)			
1996-94	VIN W	635-015	-
V8 - 4.4L (267 CID)			
1982-79	VIN J	635-015	635-002
V8 - 5.0L (305 CID)			
1993-90	VIN E,F	635-015	-
1989-76	-	635-015	635-002
V8 - 5.0L (307 CID)			
1990-86	VIN Y	-	635-031
1973-68	-	635-015	635-002
V8 - 5.7L (350 CID)			
1997-90	-	635-015	-
1989-68	Gas Eng	635-015	635-002
1985-80	VIN N; Diesel Eng	635-029	635-031
V8 - 6.5L (396 CID)			
1970-65	-	635-030	635-002
V8 - 6.6L (400 CID)			
1976-73	-	635-016	635-002
1972-70	2 Bbl	635-016	635-002
1972-70	4 Bbl	635-030	635-002
V8 - 6.6L (402 CID)			
1972	-	635-030	635-002

Make/Engine Years	Description	Bolt/Stud	Nut
CHEVROLET (continued)			
V8 - 7.4L (454 CID)			
1976-72	-	635-030	635-002
1971-70	Exc. Special High Perf.	635-030	635-002
CHEVROLET TRUCK			
L4 - 2.0L (122 CID)			
1984-83	VIN Y	635-012	635-013
L4 - 2.2L (134 CID)			
2003-94	VIN 4	-	635-013
L4 - 2.5L (151 CID)			
1993-91	VIN A	635-022	635-005
1991-85	VIN E	635-022	635-005
L6 - 4.1L (250 CID)			
1984-80	VIN D	635-010	-
1979-66	-	635-010	635-005
L6 - 4.8L (292 CID)			
1989-75	VIN T	-	635-002
1974-63	-	-	635-002
V6 - 2.8L (173 CID)			
1993-86	VIN R	635-012	635-013
1985-82	VIN B	635-012	635-013
V6 - 4.3L (262 CID)			
2005-85	-	-	635-002
V8 - 5.0L (305 CID)			
2002-96	VIN M	635-015	635-002
1995-90	VIN H	635-015	-
1989-87	VIN H	635-015	635-002
1986-80	VIN F,G,H	635-015	635-002
1979-76	-	635-015	635-002
V8 - 5.0L (307 CID)			
1973-68	-	635-015	635-002
V8 - 5.7L (350 CID)			
2002-90	VIN K,R	635-015	635-002
1989-69	Gas Eng	635-015	635-002
1981	VIN Z; Diesel Eng	-	635-031
1980	VIN Z; Diesel; Serrations .42 in. from Head	635-029	635-031
1979-78	VIN Z; Diesel; Serrations .42 in. from Head	635-029	-
V8 - 6.6L (400 CID)			
1980-76	-	635-016	635-002
1975-70	-	-	635-002
V8 - 7.4L (454 CID)			
2000-80	-	-	635-002
1979-73	-	635-030	635-002
CHRYSLER			
L4 - 2.2L (135 CID)			
1985-82	-	635-023	-
L6 - 3.7L (225 CID)			
1983-78	-	635-023	635-024
V8 - 5.2L (318 CID)			
1989-75	-	635-023	635-024
V8 - 5.9L (360 CID)			
1983-71	-	635-023	635-024
V8 - 6.3L (383 CID)			
1971-60	-	-	635-024
V8 - 6.6L (400 CID)			
1978-74	-	635-023	635-024
1973-72	-	-	635-024
V8 - 7.2L (440 CID)			
1978-75	-	635-023	635-024
1974-68	-	-	635-024
DODGE			
L4 - 2.2L (135 CID)			
1985-81	-	635-023	-
L6 - 3.2L (198 CID)			
1974-70	-	635-023	635-024
L6 - 3.7L (225 CID)			
1983-61	-	635-023	635-024
V10 - 8.0L (488 CID)			
2001-92	Viper	-	635-024
V8 - 5.2L (318 CID)			
1989-63	-	635-023	635-024
V8 - 5.6L (340 CID)			
1973-68	-	635-023	635-024
V8 - 5.9L (360 CID)			
1980-71	-	635-023	635-024
V8 - 6.3L (383 CID)			
1971-60	-	-	635-024
V8 - 6.6L (400 CID)			
1978-72	-	635-023	635-024
V8 - 7.2L (440 CID)			
1978-75	-	635-023	635-024

Connecting Rod Nut and Bolt Applications

Make/Engine Years	Description	Bolt/Stud	Nut
DODGE (continued)			
V8 - 7.2L (440 CID) (continued)			
1974-66	-	-	635-024
DODGE TRUCK			
L6 - 3.2L (198 CID)			
1971-70	-	635-023	635-024
L6 - 3.7L (225 CID)			
1987-64	-	635-023	635-024
V10 - 8.0L (488 CID)			
2001-94	-	-	635-024
V6 - 3.9L (239 CID)			
2001-94	-	-	635-024
1993-87	-	635-023	635-024
V8 - 5.2L (318 CID)			
2001-92	-	-	635-024
1991-64	-	635-023	635-024
V8 - 5.9L (360 CID)			
2001-93	-	-	635-024
1992-68	-	635-023	635-024
V8 - 6.3L (383 CID)			
1971-68	-	-	635-024
V8 - 6.6L (400 CID)			
1978-75	-	635-023	635-024
1974-71	-	-	635-024
V8 - 7.2L (440 CID)			
1979-75	-	635-023	635-024
1974-73	-	-	635-024
FORD			
L4 - 1.6L (98 CID)			
1985-81	-	-	635-020
L4 - 1.9L (113 CID)			
1996-85	-	-	635-020
L4 - 2.0L (122 CID)			
2004-97	VIN P; SOHC	-	635-020
1974-71	-	-	635-018
L4 - 2.3L (140 CID)			
1994-84	Tempo	-	635-006
1993-92	Exc. Tempo	-	635-018
1991-74	Exc. Tempo	635-017	635-018
L4 - 2.5L (153 CID)			
1990-86	VIN D; Taurus	-	635-006
L6 - 2.8L (170 CID)			
1972-63	-	635-021	635-006
L6 - 3.3L (200 CID)			
1983-64	-	635-021	635-006
L6 - 3.9L (240 CID)			
1972-65	-	635-027	635-002
L6 - 4.1L (250 CID)			
1980-69	-	635-021	635-006
V6 - 2.8L (171 CID)			
1979-74	VIN Z; V6	635-019	635-020
V6 - 3.0L (182 CID)			
2005-96	-	-	635-020
1995-89	Exc. SHO	-	635-020
1988-86	-	-	635-020
V6 - 3.8L (232 CID)			
1995-82	-	635-017	635-018
V8 - 4.2L (255 CID)			
1982-80	VIN D	-	635-006
V8 - 5.0L (302 CID)			
1995-80	-	-	635-006
1979-72	-	635-021	635-006
1971-69	3/8; w/Hi Perf.	-	635-002
1971-69	5/16; wo/Hi Perf.	635-021	635-006
V8 - 5.8L (351 CID)			
1995	VIN C	-	635-002
1991-80	VIN G	-	635-002
1979-75	351M; 8-Bolt Valve Cover	635-028	635-002
1979-75	351W; 6-Bolt Valve Cover	635-025	635-002
1974-69	351C; 8-Bolt Valve Cover	-	635-002
1974-69	351W; 6-Bolt Valve Cover	635-026	635-002
V8 - 6.4L (390 CID)			
1971-70	-	-	635-002
V8 - 6.6L (400 CID)			
1978-71	-	635-028	635-002
V8 - 7.0L (429 CID)			
1973	-	635-026	635-002
1972-70	Cobra-Jet or Police	635-025	635-002
1972-70	Exc. Cobra-Jet or Police	635-026	635-002
V8 - 7.5L (460 CID)			
1978-73	Exc. Police	635-026	635-002
1978-73	Police	635-025	635-002
1972	-	635-026	635-002

Make/Engine Years	Description	Bolt/Stud	Nut
FORD TRUCK			
L4 - 2.0L (122 CID)			
1989-81	-	635-017	635-018
L4 - 2.3L (140 CID)			
1997-92	-	-	635-018
1991-77	-	635-017	635-018
L4 - 2.5L (150 CID)			
2001-98	VIN B	-	635-018
L6 - 2.8L (170 CID)			
1972-64	-	635-021	635-006
L6 - 3.3L (200 CID)			
1973	-	635-021	635-006
L6 - 3.9L (240 CID)			
1974-65	-	635-027	635-002
L6 - 4.9L (300 CID)			
1996-95	-	-	635-002
1994-65	-	635-027	635-002
V6 - 2.8L (171 CID)			
1986-83	VIN S	635-019	635-020
V6 - 2.9L (177 CID)			
1992-86	VIN T	635-019	635-020
V6 - 3.0L (182 CID)			
2005-86	VIN U	-	635-020
V6 - 3.8L (232 CID)			
1983-82	VIN 3	-	635-018
V6 - 4.0L (245 CID)			
2000-97	VIN X; OHV	635-019	-
1996-90	VIN X	635-019	-
V8 - 4.2L (255 CID)			
1982-81	VIN D	-	635-006
V8 - 5.0L (302 CID)			
2001-80	-	-	635-006
1979-68	-	635-021	635-006
V8 - 5.4L (330 CID)			
1976-75	-	-	635-002
V8 - 5.8L (351 CID)			
1997-83	-	-	635-002
1982-75	351M; 8-Bolt Valve Cover	635-028	635-002
1982-75	351W; 6-Bolt Valve Cover	635-025	635-002
V8 - 5.9L (360 CID)			
1976-68	-	-	635-002
V8 - 6.4L (390 CID)			
1976-68	-	-	635-002
V8 - 6.6L (400 CID)			
1982-76	-	635-028	635-002
V8 - 7.5L (460 CID)			
1997-88	-	-	635-002
1987-73	-	635-025	635-002
GMC TRUCK - SEE CHEVROLET TRUCK			
JEEP			
L4 - 2.5L (151 CID)			
1983-80	VIN B; GM Eng	635-022	635-005
L6 - 3.7L (225 CID)			
1971-68	-	-	635-024
V6 - 2.8L (173 CID)			
1986-84	VIN W	635-012	635-013
V8 - 5.2L (318 CID)			
1998-93	VIN Y	-	635-024
V8 - 5.9L (360 CID)			
1998	-	-	635-024
LINCOLN			
V6 - 3.8L (232 CID)			
1994-88	VIN 4	635-017	635-018
1982	VIN 3	635-017	635-018
V8 - 5.0L (302 CID)			
1992-80	-	-	635-006
1979-77	-	635-021	635-006
V8 - 5.8L (351 CID)			
1980	VIN G	-	635-002
1977	351M; 8-Bolt Valve Cover	635-028	635-002
1977	351W; 6-Bolt Valve Cover	635-025	635-002
V8 - 6.6L (400 CID)			
1979-77	VIN S	635-028	635-002
V8 - 7.5L (460 CID)			
1978-68	VIN A	635-026	635-002
MERCURY			
L4 - 1.6L (98 CID)			
1985-81	-	-	635-020
L4 - 1.9L (113 CID)			
1996-85	-	-	635-020
L4 - 2.0L (122 CID)			
1999-97	VIN P; SOHC	-	635-020
1974-71	-	-	635-018

Connecting Rod Nut and Bolt Applications

Make/Engine Years	Description	Bolt/Stud	Nut
MERCURY (continued)			
L4 - 2.3L (140 CID)			
1994-84	Topaz	-	635-006
1986-75	-	635-017	635-018
L4 - 2.5L (153 CID)			
1986	VIN D	-	635-006
L6 - 2.8L (170 CID)			
1972-63	-	635-021	635-006
L6 - 3.3L (200 CID)			
1983-64	-	635-021	635-006
L6 - 4.1L (250 CID)			
1980-69	-	635-021	635-006
V6 - 2.6L (159 CID)			
1973	Capri	635-019	635-020
1972	Capri	-	635-020
V6 - 2.8L (171 CID)			
1979-74	V6	635-019	635-020
V6 - 3.0L (182 CID)			
2005-86	Sable, Topaz	-	635-020
V6 - 3.8L (232 CID)			
1995-82	-	635-017	635-018
V8 - 4.2L (255 CID)			
1982-80	VIN D	-	635-006
V8 - 5.0L (302 CID)			
2001-97	Mountaineer	-	635-006
1993-80	-	-	635-006
1979-72	-	635-021	635-006
1971-69	3/8; w/Hi Perf.	-	635-002
1971-69	5/16; wo/Hi Perf.	635-021	635-006
V8 - 5.8L (351 CID)			
1982-80	-	-	635-002
1979-75	351M; 8-Bolt Valve Cover	635-028	635-002
1979-75	351W; 6-Bolt Valve Cover	635-025	635-002
1974-69	351W; 6-Bolt Valve Cover	635-026	635-002
V8 - 6.4L (390 CID)			
1970	-	-	635-002
V8 - 6.6L (400 CID)			
1978-71	-	635-028	635-002
V8 - 7.0L (429 CID)			
1973	-	635-026	635-002
1972-70	Cobra-Jet or Police	635-025	635-002
1972-70	Exc. Cobra-Jet or Police	635-026	635-002
V8 - 7.5L (460 CID)			
1978-73	Exc. Police	635-026	635-002
1978-73	Police	635-025	635-002
1972	-	635-026	635-002
MERKUR			
L4 - 2.3L (140 CID)			
1989-85	-	635-017	635-018
V6 - 2.9L (2900 cc)			
1989-88	VIN V	635-019	635-020
OLDSMOBILE			
L4 - 1.8L (112 CID)			
1982	VIN G	635-012	635-013
L4 - 2.0L (122 CID)			
1988-85	VIN P1	-	635-013
1984-83	VIN P	635-012	635-013
L4 - 2.2L (134 CID)			
1996-93	VIN 4	-	635-013
L4 - 2.3L (140 CID)			
1977-76	VIN B	635-010	635-005
L4 - 2.5L (151 CID)			
1992-78	-	635-022	635-005
L6 - 4.1L (250 CID)			
1976-68	-	635-010	635-005
V6 - 2.8L (173 CID)			
1989-80	-	635-012	635-013
V6 - 3.0L (181 CID)			
1988-82	VIN E,L	635-032	NR
V6 - 3.1L (189 CID)			
1999-89	VIN D,M,T	635-012	635-013
V6 - 3.3L (204 CID)			
1993-89	VIN N	635-032	NR
V6 - 3.4L (207 CID)			
2004-91	VIN E,X	635-012	635-013
V6 - 3.8L (231 CID)			
1999-81	-	635-032	NR
1980-75	-	635-014	NR
V6 - 4.1L (252 CID)			
1984-82	VIN 4	635-032	NR
V6 - 4.3L (260 CID)			
1985-82	VIN T,V; Diesel Eng	635-029	635-031

Make/Engine Years	Description	Bolt/Stud	Nut
OLDSMOBILE (continued)			
V8 - 4.3L (260 CID)			
1982	VIN 8	-	635-031
1981-75	VIN F,P	635-029	635-031
V8 - 4.4L (267 CID)			
1982	VIN J	635-015	635-002
V8 - 4.9L (301 CID)			
1979	VIN Y	635-022	635-005
V8 - 5.0L (305 CID)			
1992-91	VIN E	635-015	-
1982	VIN H	635-015	635-002
1980-77	VIN G,H,U	635-015	635-002
V8 - 5.0L (307 CID)			
1990-82	VIN Y,9	-	635-031
1981-80	VIN Y	635-029	635-031
V8 - 5.7L (350 CID)			
1992	VIN 7	635-015	-
1985-78	VIN N; Diesel Eng	635-029	635-031
1980-76	VIN R	635-029	635-031
1979-77	VIN G,L	635-015	635-002
1976-75	VIN H,J	635-014	NR
1975	VIN K	635-029	635-031
1974-68	-	635-029	635-031
V8 - 6.6L (400 CID)			
1975	-	-	635-002
V8 - 6.6L (403 CID)			
1979-77	VIN K	635-029	635-031
V8 - 7.5L (455 CID)			
1976-68	-	-	635-031
PLYMOUTH			
L4 - 2.2L (135 CID)			
1985-81	-	635-023	-
L6 - 3.2L (198 CID)			
1974-70	-	635-023	635-024
L6 - 3.7L (225 CID)			
1983-61	-	635-023	635-024
V8 - 5.2L (318 CID)			
1989-63	-	635-023	635-024
V8 - 5.6L (340 CID)			
1973-68	-	635-023	635-024
V8 - 5.9L (360 CID)			
1980-71	-	635-023	635-024
V8 - 6.3L (383 CID)			
1971-60	-	-	635-024
V8 - 6.6L (400 CID)			
1978-72	-	635-023	635-024
V8 - 7.2L (440 CID)			
1978-75	-	635-023	635-024
1974-66	-	-	635-024
PLYMOUTH TRUCK			
L6 - 3.7L (225 CID)			
1983-74	-	635-023	635-024
V8 - 5.2L (318 CID)			
1983-74	-	635-023	635-024
V8 - 5.9L (360 CID)			
1983-74	-	635-023	635-024
V8 - 6.6L (400 CID)			
1978-76	-	635-023	635-024
V8 - 7.2L (440 CID)			
1978-75	-	635-023	635-024
1974	-	-	635-024
PONTIAC			
L4 - 1.6L (98 CID)			
1987-81	T1000	635-012	635-013
L4 - 1.8L (112 CID)			
1982	VIN G	635-012	635-013
L4 - 2.0L (122 CID)			
1986-85	VIN P	-	635-013
1984-83	VIN B,P	635-012	635-013
L4 - 2.2L (134 CID)			
2002-95	VIN 4	-	635-013
L4 - 2.3L (140 CID)			
1977-75	-	635-010	635-005
L4 - 2.5L (151 CID)			
1991-77	-	635-022	635-005
L6 - 4.1L (250 CID)			
1976-68	-	635-010	635-005
V6 - 2.8L (173 CID)			
1989-80	-	635-012	635-013
V6 - 3.0L (181 CID)			
1987-85	VIN L	635-032	NR
V6 - 3.1L (189 CID)			
2005-89	-	635-012	635-013

Connecting Rod Nut and Bolt Applications

Make/Engine Years	Description	Bolt/Stud	Nut
PONTIAC (continued)			
V6 - 3.3L (204 CID)			
1993-92	VIN N	635-032	NR
V6 - 3.4L (207 CID)			
2005-91	VIN E,S,X	635-012	635-013
V6 - 3.8L (229 CID)			
1983	VIN 9	635-015	-
1980	VIN K	635-015	-
V6 - 3.8L (231 CID)			
2003-81	-	635-032	NR
1980-76	-	635-014	NR
V6 - 4.1L (252 CID)			
1982	VIN 4	635-032	NR
V6 - 4.3L (260 CID)			
1985-82	VIN T; Diesel Eng	635-029	635-031
V6 - 4.3L (262 CID)			
1987-85	VIN Z	-	635-002
V8 - 4.3L (260 CID)			
1976-75	VIN F	635-029	635-031
V8 - 4.3L (265 CID)			
1981-80	VIN S	635-022	635-005
V8 - 4.9L (301 CID)			
1981-80	VIN T,W	635-022	635-005
1979-77	VIN W,Y	635-022	635-005
V8 - 5.0L (305 CID)			
1992-90	VIN E,F	635-015	-
1989-88	VIN E,F	635-015	635-002
1987-77	-	635-015	635-002

Make/Engine Years	Description	Bolt/Stud	Nut
PONTIAC (continued)			
V8 - 5.0L (307 CID)			
1989-86	VIN Y	-	635-031
1981	VIN Y	635-029	635-031
1972-71	-	635-015	635-002
V8 - 5.7L (350 CID)			
1997-93	VIN P	635-015	-
1992-87	VIN 8	635-015	-
1985-80	VIN N; Diesel Eng	635-029	635-031
1980-78	VIN X	635-014	NR
1980-77	VIN R	635-029	635-031
1979-77	VIN L	635-015	635-002
1977-76	VIN P	-	635-002
1976-75	VIN H,J	635-014	NR
1975	VIN E,M	-	635-002
1974-68	-	-	635-002
V8 - 6.6L (400 CID)			
1978-67	-	-	635-002
V8 - 6.6L (403 CID)			
1979-77	VIN K	635-029	635-031
V8 - 7.5L (455 CID)			
1976-75	-	-	635-002
1974-70	Exc. Ram Air or Super Duty	-	635-002

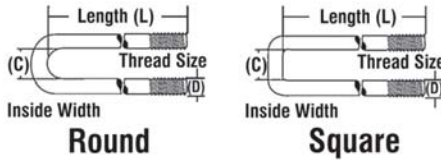
Section 15

Spring Center Bolts



Head Type	Thread	Overall Length	Thread Length	Part # (Qty.)
5/16"-24	3-1/2"	2-5/8"	Round Fillister	660-010 (25)
	5"	4"	Round Fillister	660-012 (25)
	6"	5"	Round Fillister	660-017 (10)
	12"	10"	Round Fillister	660-030 (10)
3/8"-24	3-1/2"	2-5/8"	Round Fillister	660-011 (25)
	5"	4"	Round Fillister	660-013 (25)
	5-1/2"	2-1/2"	Square	660-015 (10)
	6"	4"	Round Fillister	660-040 (10)
	7"	6"	Round Fillister	660-018 (10)

Head Type	Thread	Overall Length	Thread Length	Part # (Qty.)
3/8"-24	7-1/2"	6-1/2"	Round Fillister	660-039 (10)
	10"	9"	Round Fillister	660-020 (10)
	12"	10"	Round Fillister	660-031 (10)
7/16"-20	6"	4"	Round Fillister	660-014 (10)
	8"	5"	Round Fillister	660-019 (10)
	12"	10"	Round Fillister	660-032 (10)
1/2"-20	8"	5"	Round Fillister	660-044 (10)
	10"	6"	Round Fillister	660-021 (10)
	12"	10"	Round Fillister	660-033 (10)



Threaded U-Bolt Kits

Type	Thread Size (D)	Inside Length (L)	Inside Width (C)	Part # (Qty.)
Round	7/16"-20	6"	2-1/4"	660-102 (2)
	7/16"-20	6-1/2"	2-1/2"	660-103 (2)
	7/16"-20	6-1/2"	3-1/8"	660-115 (2)
	1/2"-20	6-1/2"	3-1/8"	660-111 (2)
	1/2"-20	7-1/2"	3-1/8"	660-116 (2)
Square	1/2"-20	7-1/2"	3-1/2"	660-119 (2)
	1/2"-20	8"	2-7/8"	660-109 (2)
	1/2"-20	8"	3-1/8"	660-112 (2)
	1/2"-20	9"	3-1/8"	660-110 (2)

Type	Thread Size (D)	Inside Length (L)	Inside Width (C)	Part # (Qty.)
Round	1/2"-20	9"	3-1/4"	660-120 (2)
	9/16"-18	7"	3-3/8"	660-121 (2)
	5/8"-18	7-1/2"	3"	660-122 (2)
Square	1/2"-20	3-3/4"	2-1/8"	660-107 (2)
	1/2"-20	4-1/4"	1-13/16"	660-106 (2)
	1/2"-20	6"	2"	660-118 (2)
	9/16"-18	4-1/2"	1-7/8"	660-117 (2)
	9/16"-18	5-1/2"	2-1/8"	660-113 (2)

Section 17

Threaded Rod



Part # (Qty.)	Thread Size	Length	Color
670-010 (10)	1/4"-20	1'	—
670-011 (10)	5/16"-18	1'	—
670-012 (10)	3/8"-16	1'	—
670-013 (10)	7/16"-14	1'	—
670-014 (5)	1/2"-13	1'	—
670-309 (5)	10-24	3'	Pink
670-310 (10)	1/4"-20	3'	Blue
670-311 (10)	5/16"-18	3'	Red
670-312 (5)	3/8"-16	3'	Yellow
670-313 (5)	7/16"-14	3'	Green
670-314 (5)	1/2"-13	3'	Orange
670-315 (3)	9/16"-12	3'	Grey
670-316 (3)	5/8"-11	3'	Brown
670-317 (3)	3/4"-10	3'	Lt. Blue
670-318 (2)	7/8"-9	3'	Tan
670-319 (2)	1-8	3'	Lt. Green
672-009 (10)	10-32	1'	—
672-010 (10)	1/4"-28	1'	—

Part # (Qty.)	Thread Size	Length	Color
672-011 (10)	5/16"-24	1'	—
672-012 (10)	3/8"-24	1'	—
672-309 (5)	10-32	3'	Pink
672-310 (5)	1/4"-28	3'	Blue
672-311 (5)	5/16"-24	3'	Red
672-312 (5)	3/8"-24	3'	Yellow
672-313 (5)	7/16"-20	3'	Green
672-314 (5)	1/2"-20	3'	Orange
672-315 (3)	9/16"-18	3'	Grey
672-316 (3)	5/8"-18	3'	Brown
672-317 (1)	3/4"-16	3'	Lt. Blue
672-318 (1)	7/8"-14	3'	Tan
672-319 (1)	1-14	3'	Lt. Green
674-006 (5)	M6-1.0	1M	Black
674-008 (5)	M8-1.25	1M	White
674-010 (5)	M10-1.50	1M	Purple
674-012 (5)	M12-1.75	1M	Gold

Threaded Rod Coupler Hex Nuts



Thread Size	Hex Size	Height	Part # (Qty.)
1/4"-20	3/8"	7/8"	671-010 (10)
5/16"-18	1/2"	1-1/8"	671-011 (10)
3/8"-16	5/8"	1-3/4"	671-012 (10)

Thread Size	Hex Size	Height	Part # (Qty.)
7/16"-14	21/32"	1-3/4"	671-013 (10)
1/2"-13	11/16"	1-3/4"	671-014 (5)

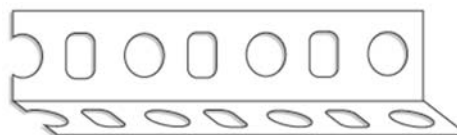
Steel Flats

Type	Length	Part # (Qty.)
Perforated	36"	670-800 (2)



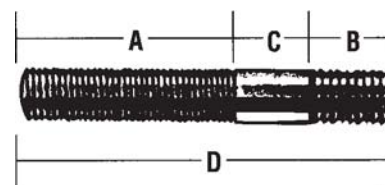
Steel Angles

Type	Length	Part # (Qty.)
Perforated	12"	670-900 (2)
	24"	670-901 (2)
	36"	670-902 (2)
Solid	12"	670-950 (2)
	24"	670-951 (2)
	36"	670-952 (2)



Double-Ended Studs, Grade 5

Part # (Qty.)	"A" Thread Size	"A" Thread Length	"B" Thread Size	"B" Thread Length	"C" Shoulder Length	"D" Overall Length
675-111 (10)	3/8"-16	1/2"	3/8"-16	1-5/8"	15/16"	3-1/16"
675-811 (100)	3/8"-16	1/2"	3/8"-16	1-5/8"	15/16"	3-1/16"

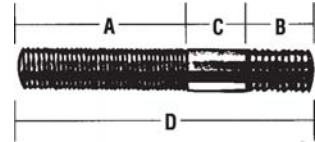


Double-Ended Studs, Grade 8 (Listed by Size)

"A" Thread Size	"A" Thread Length	"B" Thread Size	"B" Thread Length	"C" Shoulder Length	"D" Overall Length	Part # (Qty.)
1/4"-20	1/2"	1/4"-20	8"	1/2"	9"	675-114 (10)
	3/8"	1/4"-28	7/16"	3/16"	1"	675-084 (10)
	1/2"	1/4"-28	1/2"	1/4"	1-1/4"	675-085 (10)
	1/2"	1/4"-28	3/4"	1/4"	1-1/2"	675-086 (10)
	1/2"	1/4"-28	1"	1/2"	2"	675-087 (10)
5/16"-18	7/16"	5/16"-18	7/8"	3/16"	1-1/2"	675-095 (10)
	7/16"	5/16"-18	1"	9/16"	2"	675-096 (10)
	3/8"	5/16"-24	1/2"	1/8"	1"	675-090 (10)
	7/16"	5/16"-24	5/8"	1/16"	1-1/4"	675-202 (10)
	7/16"	5/16"-24	5/8"	3/16"	1-1/4"	675-091 (10)

"A" Thread Size	"A" Thread Length	"B" Thread Size	"B" Thread Length	"C" Shoulder Length	"D" Overall Length	Part # (Qty.)
5/16"-18	3/4"	5/16"-24	1/2"	1/4"	1-1/2"	675-001 (10)
	1/2"	5/16"-24	3/4"	1/8"	1-1/2"	675-520 (10)
	1/2"	5/16"-24	1"	1/8"	1-5/8"	675-521 (10)
	1/2"	5/16"-24	1-1/2"	1/2"	2-1/2"	675-094 (10)
	9/16"	5/16"-24	7/8"	5/16"	1-3/4"	675-092 (10)
3/8"-16	7/16"	5/16"-24	1"	7/16"	2"	675-093 (10)
	5/8"	5/16"-24	1-5/8"	3/4"	3"	675-201 (10)
	5/8"	5/16"-24	1-7/8"	1-3/8"	3-7/8"	675-113 (10)
3/8"-16	7/16"	5/16"-24	5/8"	3/16"	1-1/4"	675-097 (10)
	7/16"	3/8"-16	1-1/2"	1/4"	2-7/32"	675-115 (10)

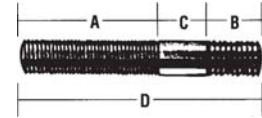
(continued on next page)



Double-Ended Studs, Grade 8 (Listed by Size) (continued)

"A" Thread Size	"A" Thread Length	"B" Thread Size	"B" Thread Length	"C" Shoulder Length	"D" Overall Length	Part # (Qty.)
3/8"-16	7/16"	3/8"-16	1-5/8"	1"	3-5/16"	675-116 (10)
	5/8"	3/8"-16	1"	1/2"	2-1/8"	675-004 (10)
	5/8"	3/8"-16	1-1/8"	1/4"	2"	675-101 (10)
	3/4"	3/8"-16	2"	1-1/4"	4"	675-006 (10)
	5/8"	3/8"-24	1"	3/8"	2"	675-003 (10)
	1/2"	3/8"-24	3/4"	1/2"	1-3/4"	675-070 (10)
	1/2"	3/8"-24	3/4"	1/4"	1-1/2"	675-098 (10)
	9/16"	3/8"-24	11/16"	2-1/16"	3-5/16"	675-083 (10)
	5/8"	3/8"-24	7/8"	1-3/4"	3-1/4"	675-079 (10)
	5/8"	3/8"-24	1-15/16"	1-7/16"	4"	675-008 (10)
	5/8"	3/8"-24	2"	3/8"	3"	675-099 (10)
	3/4"	3/8"-24	1"	1"	2-3/4"	675-007 (10)
7/16"-14	3/4"	3/8"-24	1"	2"	3-3/4"	675-080 (10)
	3/4"	3/8"-24	2"	1/4"	3"	675-523 (10)
	3/4"	3/8"-24	3-1/4"	3"	7"	675-009 (10)
	7/8"	3/8"-24	3/4"	1/4"	1-7/8"	675-044 (10)
	5/8"	7/16"-14	1-7/8"	5/8"	3-1/8"	675-029 (10)
	5/8"	7/16"-14	1-7/8"	3/4"	3-1/4"	675-030 (10)
	3/4"	7/16"-14	13/16"	3/16"	1-3/4"	675-103 (10)
	3/4"	7/16"-14	1"	1/4"	2"	675-104 (10)
	3/4"	7/16"-14	1-1/4"	1/2"	2-1/2"	675-106 (10)
	1/2"	7/16"-20	3/4"	15/16"	2-3/16"	675-033 (10)
	9/16"	7/16"-20	11/16"	1/4"	1-1/2"	675-102 (10)
	9/16"	7/16"-20	3/4"	7/16"	1-3/4"	675-034 (10)
5/8"	7/16"-20	1-3/4"	1-1/4"	3-5/8"	675-013 (10)	
5/8"	7/16"-20	1-7/8"	3/4"	3-1/4"	675-011 (10)	
11/16"	7/16"-20	11/16"	1"	2-3/8"	675-065 (10)	

"A" Thread Size	"A" Thread Length	"B" Thread Size	"B" Thread Length	"C" Shoulder Length	"D" Overall Length	Part # (Qty.)	
7/16"-14	11/16"	7/16"-20	11/16"	1-5/8"	2-15/16"	675-066 (10)	
	11/16"	7/16"-20	11/16"	1-3/4"	3-1/8"	675-067 (10)	
	3/4"	7/16"-20	3/4"	3/4"	2-1/4"	675-010 (10)	
	3/4"	7/16"-20	7/8"	3/8"	2"	675-041 (10)	
	3/4"	7/16"-20	1-3/8"	3/8"	2-1/2"	675-107 (10)	
	3/4"	7/16"-20	1-1/2"	2"	4-1/4"	675-014 (10)	
	3/4"	7/16"-20	1-13/16"	7/16"	3"	675-108 (10)	
	13/16"	7/16"-20	1"	11/16"	2-1/2"	675-042 (10)	
	7/8"	7/16"-20	1-1/8"	1/4"	2-1/4"	675-524 (10)	
	7/16"-20	5/8"	7/16"-20	1-7/8"	1-1/2"	4"	675-012 (10)
	1/2"-13	13/16"	7/16"-20	1-1/16"	3/8"	2-1/4"	675-525 (10)
		7/8"	7/16"-20	7/8"	1/2"	2-1/4"	675-038 (10)
9/16"		1/2"-20	5/8"	5/16"	1-1/2"	675-055 (10)	
5/8"		1/2"-20	15/16"	7/16"	2"	675-056 (10)	
3/4"		1/2"-20	1"	1/2"	2-1/4"	675-109 (10)	
3/4"		1/2"-20	1-1/16"	11/16"	2-1/2"	675-031 (10)	
3/4"		1/2"-20	2"	1/4"	3"	675-082 (10)	
1"		1/2"-20	3/4"	1-1/2"	3-1/4"	675-035 (10)	
9/16"-12		7/8"	1/2"-20	7/8"	5/8"	2-3/8"	675-040 (10)
		1/2"	9/16"-18	3/4"	3/4"	2"	675-045 (10)
		3/4"	9/16"-18	1"	3/4"	2-1/2"	675-046 (10)
		1"	9/16"-18	1-1/4"	3/4"	3"	675-047 (10)
	5/8"-11	1"	5/8"-18	1-1/4"	3/4"	3"	675-052 (10)
		1-1/4"	5/8"-18	1-1/2"	3/4"	3-1/2"	675-053 (10)



Double-Ended Studs, Grade 8 (Listed by Part Number)

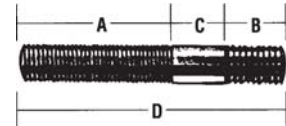
Double Ended Studs, Grade 8

17

Part # (Qty.)	"A" Thread Size	"A" Thread Length	"B" Thread Size	"B" Thread Length	"C" Shoulder Length	"D" Overall Length
675-001 (10)	5/16"-18	3/4"	5/16"-24	1/2"	1/4"	1-1/2"
675-003 (10)	3/8"-16	5/8"	3/8"-24	1"	3/8"	2"
675-004 (10)	3/8"-16	5/8"	3/8"-16	1"	1/2"	2-1/8"
675-006 (10)	3/8"-16	3/4"	3/8"-16	2"	1-1/4"	4"
675-007 (10)	3/8"-16	3/4"	3/8"-24	1"	1"	2-3/4"
675-008 (10)	3/8"-16	5/8"	3/8"-24	1-15/16"	1-7/16"	4"
675-009 (10)	3/8"-16	3/4"	3/8"-24	3-1/4"	3"	7"
675-010 (10)	7/16"-14	3/4"	7/16"-20	3/4"	3/4"	2-1/4"
675-011 (10)	7/16"-14	5/8"	7/16"-20	1-7/8"	3/4"	3-1/4"
675-012 (10)	7/16"-20	5/8"	7/16"-20	1-7/8"	1-1/2"	4"
675-013 (10)	7/16"-14	5/8"	7/16"-20	1-3/4"	1-1/4"	3-5/8"
675-014 (10)	7/16"-14	3/4"	7/16"-20	1-1/2"	2"	4-1/4"
675-029 (10)	7/16"-14	5/8"	7/16"-14	1-7/8"	5/8"	3-1/8"
675-030 (10)	7/16"-14	5/8"	7/16"-14	1-7/8"	3/4"	3-1/4"
675-031 (10)	1/2"-13	3/4"	1/2"-20	1-1/16"	11/16"	2-1/2"
675-033 (10)	7/16"-14	1/2"	7/16"-20	3/4"	15/16"	2-3/16"
675-034 (10)	7/16"-14	9/16"	7/16"-20	3/4"	7/16"	1-3/4"
675-035 (10)	1/2"-13	1"	1/2"-20	3/4"	1-1/2"	3-1/4"
675-038 (10)	1/2"-13	7/8"	7/16"-20	7/8"	1/2"	2-1/4"
675-040 (10)	9/16"-12	7/8"	1/2"-20	7/8"	5/8"	2-3/8"
675-041 (10)	7/16"-14	3/4"	7/16"-20	7/8"	3/8"	2"
675-042 (10)	7/16"-14	13/16"	7/16"-20	1"	11/16"	2-1/2"
675-044 (10)	7/16"-14	7/8"	3/8"-24	3/4"	1/4"	1-7/8"
675-045 (10)	9/16"-12	1/2"	9/16"-18	3/4"	3/4"	2"
675-046 (10)	9/16"-12	3/4"	9/16"-18	1"	3/4"	2-1/2"
675-047 (10)	9/16"-12	1"	9/16"-18	1-1/4"	3/4"	3"
675-052 (10)	5/8"-11	1"	5/8"-18	1-1/4"	3/4"	3"
675-053 (10)	5/8"-11	1-1/4"	5/8"-18	1-1/2"	3/4"	3-1/2"
675-055 (10)	1/2"-13	9/16"	1/2"-20	5/8"	5/16"	1-1/2"
675-056 (10)	1/2"-13	5/8"	1/2"-20	15/16"	7/16"	2"
675-065 (10)	7/16"-14	11/16"	7/16"-20	11/16"	1"	2-3/8"
675-066 (10)	7/16"-14	11/16"	7/16"-20	11/16"	1-5/8"	2-15/16"
675-067 (10)	7/16"-14	11/16"	7/16"-20	11/16"	1-3/4"	3-1/8"
675-070 (10)	3/8"-16	1/2"	3/8"-24	3/4"	1/2"	1-3/4"
675-079 (10)	3/8"-16	5/8"	3/8"-24	7/8"	1-3/4"	3-1/4"
675-080 (10)	3/8"-16	3/4"	3/8"-24	1"	2"	3-3/4"

Part # (Qty.)	"A" Thread Size	"A" Thread Length	"B" Thread Size	"B" Thread Length	"C" Shoulder Length	"D" Overall Length
675-082 (10)	1/2"-13	3/4"	1/2"-20	2"	1/4"	3"
675-083 (10)	3/8"-16	9/16"	3/8"-24	11/16"	2-1/16"	3-5/16"
675-084 (10)	1/4"-20	3/8"	1/4"-28	7/16"	3/16"	1"
675-085 (10)	1/4"-20	1/2"	1/4"-28	1/2"	1/4"	1-1/4"
675-086 (10)	1/4"-20	1/2"	1/4"-28	3/4"	1/4"	1-1/2"
675-087 (10)	1/4"-20	1/2"	1/4"-28	1"	1/2"	2"
675-090 (10)	5/16"-18	3/8"	5/16"-24	1/2"	1/8"	1"
675-091 (10)	5/16"-18	7/16"	5/16"-24	5/8"	3/16"	1-1/4"
675-092 (10)	5/16"-18	9/16"	5/16"-24	7/8"	5/16"	1-3/4"
675-093 (10)	5/16"-18	9/16"	5/16"-24	1"	7/16"	2"
675-094 (10)	5/16"-18	1/2"	5/16"-24	1-1/2"	1/2"	2-1/2"
675-095 (10)	5/16"-18	7/16"	5/16"-18	7/8"	3/16"	1-1/2"
675-096 (10)	5/16"-18	7/16"	5/16"-18	1"	9/16"	2"
675-097 (10)	3/8"-16	7/16"	5/16"-24	5/8"	3/16"	1-1/4"
675-098 (10)	3/8"-16	1/2"	3/8"-24	3/4"	1/4"	1-1/2"
675-099 (10)	3/8"-16	5/8"	3/8"-24	2"	3/8"	3"
675-101 (10)	3/8"-16	5/8"	3/8"-16	1-1/8"	1/4"	2"
675-102 (10)	7/16"-14	9/16"	7/16"-20	11/16"	1/4"	1-1/2"
675-103 (10)	7/16"-14	3/4"	7/16"-14	13/16"	3/16"	1-3/4"
675-104 (10)	7/16"-14	3/4"	7/16"-14	1"	1/4"	2"
675-106 (10)	7/16"-14	3/4"	7/16"-14	1-1/4"	1/2"	2-1/2"
675-107 (10)	7/16"-14	3/4"	7/16"-20	1-3/8"	3/8"	2-1/2"
675-108 (10)	7/16"-14	3/4"	7/16"-20	1-13/16"	7/16"	3"
675-109 (10)	1/2"-13	3/4"	1/2"-20	1"	1/2"	2-1/4"
675-113 (10)	5/16"-18	5/8"	5/16"-24	1-7/8"	1-3/8"	3-7/8"
675-114 (10)	1/4"-20	1/2"	1/4"-20	8"	1/2"	9"
675-115 (10)	3/8"-16	7/16"	3/8"-16	1-1/2"	1/4"	2-7/32"
675-116 (10)	3/8"-16	7/16"	3/8"-16	1-5/8"	1"	3-5/16"
675-201 (10)	5/16"-18	5/8"	5/16"-24	1-5/8"	3/4"	3"
675-202 (10)	5/16"-18	7/16"	5/16"-24	5/8"	1/16"	1-1/4"
675-520 (10)	5/16"-18	1/2"	5/16"-24	3/4"	1/8"	1-1/2"
675-521 (10)	5/16"-18	1/2"	5/16"-24	1"	1/8"	1-5/8"
675-523 (10)	3/8"-16	3/4"	3/8"-24	2"	1/4"	3"
675-524 (10)	7/16"-14	7/8"	7/16"-20	1-1/8"	1/4"	2-1/4"
675-525 (10)	1/2"-13	13/16"	7/16"-20	1-1/16"	3/8"	2-1/4"

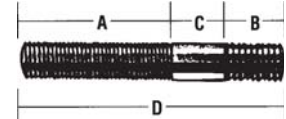
Double-Ended Studs, Grade 10.9 (Listed by Size)



"A" Thread Size	"A" Thread Length	"B" Thread Size	"B" Thread Length	"C" Shoulder Length	"D" Overall Length	Standard Pack (Qty.)	Dealer Pak (Qty.)
M5-0.8	16mm	M5-0.8	6.5mm	14mm	36.5mm	675-303 (10)	
M6-1.0	15mm	M6-1.0	7.5mm	2mm	31mm	675-316 (10)	966-331 (3)
	17mm	M6-1.0	7.5mm	3mm	27.5mm	675-315 (10)	
	18mm	M6-1.0	7.5mm	12mm	37.5mm	675-317 (10)	
	20mm	M6-1.0	7.5mm	20mm	47.5mm	675-319 (10)	
M8-1.25	14mm	M10-1.50	19mm	2mm	35mm	675-571 (10)	966-332 (3)
	15mm	M8-1.25	15mm	10mm	40mm	675-579 (10)	
	16mm	M8-1.25	10mm	9mm	35mm	675-331 (10)	
	17mm	M8-1.25	9mm	4mm	30mm	675-330 (10)	
	18mm	M8-1.25	17mm	3mm	38mm	675-339 (10)	
	19mm	M8-1.25	10mm	36mm	65mm	675-337 (10)	
	21mm	M8-1.25	10mm	9mm	40mm	675-332 (10)	
	23mm	M8-1.25	10mm	12mm	45mm	675-333 (10)	

"A" Thread Size	"A" Thread Length	"B" Thread Size	"B" Thread Length	"C" Shoulder Length	"D" Overall Length	Standard Pack (Qty.)	Dealer Pak (Qty.)
M8-1.25	23mm	M8-1.25	10mm	17mm	50mm	675-334 (10)	966-334 (2)
	23mm	M8-1.25	10mm	22mm	55mm	675-335 (10)	
	24mm	M8-1.25	10mm	26mm	60mm	675-336 (10)	
	24mm	M8-1.25	10mm	36mm	70mm	675-338 (10)	
M10-1.25	13mm	M10-1.25	21mm	3mm	37mm	675-572 (10)	
	21mm	M10-1.25	13mm	7mm	41mm	675-359 (10)	
M10-1.50	12mm	M10-1.50	27mm	3mm	42mm	675-350 (10)	
	27mm	M10-1.50	12mm	8mm	47mm	675-351 (10)	
	27mm	M10-1.50	12mm	13mm	52mm	675-352 (10)	
	28mm	M10-1.50	12mm	17mm	57mm	675-353 (10)	
	28mm	M10-1.50	12mm	22mm	62mm	675-354 (10)	
	40mm	M10-1.50	16mm	6mm	62mm	675-576 (10)	
	46.5mm	M10-1.50	13.5mm	5mm	65mm	675-577 (10)	

Double-Ended Studs, Grade 10.9 (Listed by Part Number)



Standard Pack (Qty.)	Dealer Pak (Qty.)	"A" Thread Size	"A" Thread Length	"B" Thread Size	"B" Thread Length	"C" Shoulder Length	"D" Overall Length
675-303 (10)		M5-0.8	16mm	M5-0.8	6.5mm	14mm	36.5mm
675-315 (10)		M6-1.0	17mm	M6-1.0	7.5mm	3mm	27.5mm
675-316 (10)		M6-1.0	15mm	M6-1.0	7.5mm	2mm	31mm
675-317 (10)		M6-1.0	18mm	M6-1.0	7.5mm	12mm	37.5mm
675-319 (10)		M6-1.0	20mm	M6-1.0	7.5mm	20mm	47.5mm
675-330 (10)		M8-1.25	17mm	M8-1.25	9mm	4mm	30mm
675-331 (10)	966-331 (3)	M8-1.25	16mm	M8-1.25	10mm	9mm	35mm
675-332 (10)	966-332 (3)	M8-1.25	21mm	M8-1.25	10mm	9mm	40mm
675-333 (10)	966-333 (3)	M8-1.25	23mm	M8-1.25	10mm	12mm	45mm
675-334 (10)	966-334 (2)	M8-1.25	23mm	M8-1.25	10mm	17mm	50mm
675-335 (10)		M8-1.25	23mm	M8-1.25	10mm	22mm	55mm
675-336 (10)		M8-1.25	24mm	M8-1.25	10mm	26mm	60mm
675-337 (10)		M8-1.25	19mm	M8-1.25	10mm	36mm	65mm
675-338 (10)		M8-1.25	24mm	M8-1.25	10mm	36mm	70mm
675-339 (10)		M8-1.25	18mm	M8-1.25	17mm	3mm	38mm

Standard Pack (Qty.)	Dealer Pak (Qty.)	"A" Thread Size	"A" Thread Length	"B" Thread Size	"B" Thread Length	"C" Shoulder Length	"D" Overall Length
675-350 (10)		M10-1.50	12mm	M10-1.50	27mm	3mm	42mm
675-351 (10)		M10-1.50	27mm	M10-1.50	12mm	8mm	47mm
675-352 (10)		M10-1.50	27mm	M10-1.50	12mm	13mm	52mm
675-353 (10)		M10-1.50	28mm	M10-1.50	12mm	17mm	57mm
675-354 (10)		M10-1.50	28mm	M10-1.50	12mm	22mm	62mm
675-359 (10)		M10-1.25	21mm	M10-1.25	13mm	7mm	41mm
675-568 (10)		M6-1.0	15mm	M6-1.0	7.5mm	2mm	31mm
675-571 (10)		M8-1.25	14mm	M10-1.50	19mm	2mm	35mm
675-572 (10)		M10-1.25	13mm	M10-1.25	21mm	3mm	37mm
675-573 (10)		M10-1.25	21mm	M10-1.25	13mm	7mm	41mm
675-575 (5)		M10-1.50	27mm	M10-1.50	12mm	13mm	52mm
675-576 (10)		M10-1.50	40mm	M10-1.50	16mm	6mm	62mm
675-577 (10)		M10-1.50	46.5mm	M10-1.50	13.5mm	5mm	65mm
675-579 (10)		M8-1.25	15mm	M8-1.25	15mm	10mm	40mm

Cylinder Head Bolts



Thread Size	Length	Thread Length	Hex Size	Type	Part # (Qty.)
7/16"-14	2.250"	1-1/8"	11/16"	TTY	675-062 (10)
	2.750"	1-5/16"	11/16"	STD	675-060 (10)
	3.500"	1-3/4"	9/16"	STD	675-163 (10)
	3.750"	15/16"	11/16"	STD	675-149 (10)
	3.938"	1-1/16"	11/16"	STD	675-131 (10)

Thread Size	Length	Thread Length	Hex Size	Type	Part # (Qty.)
1/2"-13	3.750"	1-3/16"	5/8"	STD	675-124 (10)
M10-1.50	121mm	58mm	15mm	TTY	675-161 (10)
M11-1.50	69mm	25mm	18mm	STD	675-147 (10)
	98mm	30mm	18mm	TTY	675-155 (10)
	101mm	58mm	15mm	TTY	675-187 (10)

STD=Standard TTY=Torque to Yield

Cylinder Head Washers - Stud/Tapered Dowel

Type	Inside Diameter	Outside Diameter	Thickness	Standard Pack (Qty.)
2	7/16"	3/4"	5/16"	685-053 (25)
2	9/16"	7/8"	3/8"	685-056 (25)
2	5/8"	1"	7/16"	685-055 (25)



Type 2

Hex Nuts - Stud (Brass and Steel)



Thread Size	Hex Size	Height	Material	Standard Pack (Qty.)	Dealer Pak (Qty.)
1/4"-20	7/16"	3/16"	Brass	680-100 (25)	
5/16"-18	1/2"	1/4"	Brass	680-002 (25)	849-002 (17)
5/16"-24	1/2"	1/4"	Brass	680-001 (25)	849-001 (14)
3/8"-16	9/16"	5/16"	Brass	680-004 (25)	849-004 (13)
3/8"-16	9/16"	5/8"	Brass	680-104 (25)	849-104 (5)

Thread Size	Hex Size	Height	Material	Standard Pack (Qty.)	Dealer Pak (Qty.)
3/8"-24	9/16"	5/16"	Brass	680-003 (25)	849-003 (12)
3/8"-24	9/16"	13/32"	Steel	680-021 (25)	
7/16"-14	5/8"	3/8"	Brass	680-006 (25)	849-006 (6)
7/16"-14	5/8"	5/8"	Brass	680-106 (25)	849-106 (5)
7/16"-20	5/8"	3/8"	Brass	680-005 (25)	849-005 (6)

Hex Nuts - Stud (Brass and Steel)

Hex Nuts - Stud (Brass and Steel)



Thread Size	Hex Size	Height	Material	Standard Pack (Qty.)	Dealer Pak (Qty.)
7/16"-20	5/8"	1/2"	Steel	680-011 (25)	
1/2"-13	3/4"	7/16"	Brass	680-008 (25)	849-008 (4)
1/2"-20	3/4"	7/16"	Brass	680-007 (25)	849-007 (4)
3/4"-10	1-1/4"	3/4"	Steel	680-019 (25)	

Thread Size	Hex Size	Height	Material	Standard Pack (Qty.)	Dealer Pak (Qty.)
M8-1.25	13mm	6mm	Brass	680-152 (25)	849-152 (9)
M10-1.25	17mm	8mm	Brass	680-154 (25)	849-154 (6)
M10-1.50	14mm	8mm	Brass	680-155 (25)	849-155 (6)
M10-1.50	14mm	9mm	Copper Plated	680-366 (10)	

Cylinder Head Bolt Applications

Make/Engine/Years	Description	Bolt 1	Bolt 1 Qty	Bolt 2	Bolt 2 Qty
AMERICAN MOTORS					
4 cyl. - 2.5L (151 CID)					
1983-82	-	675-155	8	675-147	1
1981-80	8 Bolts w/12-pt Head	675-155	8	675-147	1
1981-80	8 Bolts w/Hex Head	675-147	1	-	-
8 cyl. - All					
1979-70	-	675-124	9	-	-
BUICK					
4 cyl. - 2.5L (151 CID)					
1992-86	VIN R; Century	675-155	8	675-156	1
1985	VIN R; Century, Skylark	675-155	8	675-156	1
1984	VIN R	675-155	8	675-147	1
1983-82	VIN R,5	675-155	8	675-147	1
1981-80	-	675-147	1	-	-
6 cyl. - 3.0L (181 CID)					
1985-82	VIN E	675-163	2	-	-
6 cyl. - 3.8L (231 CID)					
1985-84	VIN 3; wo/Turbo	675-163	2	-	-
1985-84	VIN 9; w/Turbo	675-163	2	-	-
1985-84	VIN A; wo/Turbo; .017" Head Gasket	675-163	2	-	-
1983-82	VIN 3,8; w/Turbo	675-163	2	-	-
1983-82	VIN A; wo/Turbo; .017" Head Gasket	675-163	2	-	-
6 cyl. - 4.1L (252 CID)					
1984-80	VIN 4	675-163	2	-	-
8 cyl. - 4.3L (260 CID)					
1976-75	VIN F; w/AC	675-060	AR	-	-
1976-75	VIN F; wo/AC	675-060	AR	-	-
CADILLAC					
6 cyl. - 4.1L (252 CID)					
1982-80	VIN 4	675-163	2	-	-
8 cyl. - 5.7L (350 CID)					
1976	Seville	675-060	AR	-	-
CHEVROLET					
4 cyl. - 2.5L (151 CID)					
1992-85	VIN R,2	675-155	8	675-156	1
1984-82	VIN 2; Camaro	675-155	8	-	-
1984	VIN R; Exc. Camaro	675-155	8	675-147	1
1983-82	VIN R,5; Exc. Camaro	675-155	8	675-147	1
1981-80	Citation	675-147	1	-	-
1980	Monza	675-147	AR	-	-
1979	Monza	675-147	AR	-	-
6 cyl. - 3.8L (231 CID)					
1985-82	VIN A; .017" Head Gasket	675-163	2	-	-
CHEVROLET/GMC TRUCK					
4 cyl. - 2.5L (151 CID)					
1993-91	VIN A	675-155	8	675-156	1
1991-85	VIN E	675-155	8	675-156	1
6 cyl. - 3.8L (231 CID)					
1984-82	VIN A; .017" Head Gasket	675-163	2	-	-
CHRYSLER					
4 cyl. - 2.2L (135 CID)					
1985-82	-	675-161	10	-	-
DODGE					
4 cyl. - 2.2L (135 CID)					
1985-81	-	675-161	10	-	-
FORD					
4 cyl. - 1.6L (98 CID)					
1980	Fiesta	675-149	8	-	-
1973-71	Pinto	675-149	8	-	-
6 cyl. - 3.8L (232 CID)					
1995-89	All; Includes Supercharged	675-187	4	-	-
8 cyl. - 4.2L (255 CID)					
1982-80	-	675-131	5	-	-
8 cyl. - 5.0L (302 CID)					
1995-68	Exc. 69/71 Boss 302	675-131	5	-	-

Make/Engine/Years	Description	Bolt 1	Bolt 1 Qty	Bolt 2	Bolt 2 Qty
FORD TRUCK					
6 cyl. - 3.9L (240 CID)					
1974-65	-	675-131	14	-	-
6 cyl. - 4.9L (300 CID)					
1996-65	-	675-131	14	-	-
8 cyl. - 4.2L (255 CID)					
1982-81	-	675-131	5	-	-
8 cyl. - 5.0L (302 CID)					
2001-68	-	675-131	5	-	-
JEEP					
4 cyl. - 2.5L (151 CID)					
1983-82	VIN B; GM Eng.	675-147	1	-	-
1981	-	675-155	8	-	-
1981	70mm Bolt	675-147	1	-	-
1980	California	675-155	8	675-147	1
1980	Exc. California	675-155	8	675-147	2
8 cyl. - 5.0L (304 CID)					
1981-72	-	675-124	9	-	-
8 cyl. - 5.9L (360 CID)					
1991-72	-	675-124	9	-	-
8 cyl. - 6.6L (401 CID)					
1978-74	-	675-124	9	-	-
LINCOLN					
6 cyl. - 3.8L (232 CID)					
1994-90	-	675-187	4	-	-
1988	-	675-187	4	-	-
1982	-	675-187	4	-	-
8 cyl. - 5.0L (302 CID)					
1992-77	-	675-131	5	-	-
MERCURY					
6 cyl. - 3.8L (232 CID)					
1995-89	All; Includes Supercharged	675-187	4	-	-
8 cyl. - 4.2L (255 CID)					
1982-80	-	675-131	5	-	-
8 cyl. - 5.0L (302 CID)					
1993-68	Exc. 1970 302 Special	675-131	5	-	-
OLDSMOBILE					
4 cyl. - 2.5L (151 CID)					
1992-85	VIN R	675-155	8	675-156	1
1984	VIN R	675-155	8	675-147	1
1983-82	VIN R,5	675-155	8	675-147	1
1981-80	-	675-147	1	-	-
6 cyl. - 3.0L (181 CID)					
1985-82	VIN E	675-163	2	-	-
6 cyl. - 3.8L (231 CID)					
1985-84	VIN 3	675-163	2	-	-
1985-82	VIN A; .017" Head Gasket	675-163	2	-	-
6 cyl. - 4.1L (252 CID)					
1984-81	VIN 4	675-163	2	-	-
8 cyl. - 4.3L (260 CID)					
1982-81	VIN F,8	675-060	AR	-	-
1980-75	VIN F; w/AC	675-060	AR	-	-
1980-75	VIN F; wo/AC	675-060	AR	-	-
8 cyl. - 5.7L (350 CID)					
1975	VIN K; Exc. Omega	675-060	AR	-	-
1974-73	-	675-060	AR	-	-
1972-68	-	675-060	AR	-	-
8 cyl. - 7.5L (455 CID)					
1976-73	-	675-060	AR	-	-
1972-68	-	675-060	AR	675-072	AR
PLYMOUTH					
4 cyl. - 2.2L (135 CID)					
1985-81	-	675-161	10	-	-

Hex Nuts - Stud (Brass and Steel)

17

Cylinder Head Bolt Applications

Make/Engine/Years	Description	Bolt 1	Bolt 1 Qty	Bolt 2	Bolt 2 Qty	Make/Engine/Years	Description	Bolt 1	Bolt 1 Qty	Bolt 2	Bolt 2 Qty
PONTIAC						PONTIAC (continued)					
4 cyl. - 2.5L (151 CID)						4 cyl. - 2.5L (151 CID) (continued)					
1991-85	VIN R; Fiero, 6000	675-155	8	675-156	1	1981-80	VIN 5; Phoenix	675-147	1	-	-
1986-85	VIN 2; Firebird	675-155	8	675-156	1	1980-79	VIN V; Sunbird	675-147	AR	-	-
1984	VIN 2; Firebird	675-155	8	-	-	6 cyl. - 3.8L (231 CID)					
1984	VIN R; Fiero, Phoenix, 6000	675-155	8	675-147	1	1985-82	VIN A; .017" Head Gasket	675-163	2	-	-
1983-82	VIN 2; Firebird	675-155	8	-	-	6 cyl. - 4.1L (252 CID)					
1983-82	VIN R,5; Phoenix, 6000	675-155	8	675-147	1	1982	VIN 4	675-163	2	-	-

Exhaust Flange Hardware

Size	Description	Applications	Dorman # (Qty.)	Help! # (Qty.)
M10-1.50x72mm	Includes 1 shoulder bolt, 1 spring	GM 1996-82	675-203 (1)	03126 (1)
M10-1.50x70mm	Includes 1 stud, 1 conical spring, 1 hex nut	Ford 1995-84	675-205 (1)	03130 (1)
M8-1.25x3"	Includes 1 shoulder bolt, 1 conical spring, 1 lever nut, 1 lock nut	Chrysler 1999-78	675-206 (1)	03128 (1)
3/8"-16x1-3/4"	Includes 1 shoulder bolt, 1 spring	GM 1990-71	675-207 (1)	03137 (1)
M10-1.50x102mm	Includes 1 shoulder bolt, 1 conical spring, 1 lock nut	GM 1995-72	675-208 (1)	03136 (1)
3/8"-16x4.5"	Includes 1 stud, a spring, 1 prevailing torque nut	GM C,K,R,V Series 1987-83	675-209 (1)	03108 (1)
3/8"-16x3.5"	Includes 1 stud, 1 spring, 1 prevailing torque nut	GM C,K,R,V Series 1991-83	675-210 (1)	03110 (1)
3/8"-16x2-13/16"	Includes 1 shoulder bolt, 1 conical spring	GM 1987-79	675-211 (1)	03134 (1)
M8-1.25x3"	Includes 1 shoulder bolt, 1 conical spring, 1 level nut, 1 lock nut	Chrysler 1999-88	675-212 (1)	03143 (1)

For complete applications, see Motormite catalog, MM24010.

Alternator Bolts



Thread Size	Length	Type	Application	Part # (Qty.)
3/8"-16	6"	1	GM	678-022
M10-1.50	80mm	1	GM	678-023
M10-1.50	105mm	1	GM	678-024

Flywheel/Flexplate Mounting Bolts

Thread Size	Length	Application	Part # (Qty.)
7/16"-20	1"	GM	678-150
M10-1.50	14.75mm	GM	678-153
7/16"-20	15/16"	GM	678-154



Starter Mounting Bolts



Type 1



Type 2



Type 3



Type 4

Listed By Part Number

Part # (Qty.)	Thread Size	Length	Type	Application
678-001 (10)	3/8"-16	1-7/8"	1	GM 3.8 lit. V6
678-002 (10)	3/8"-16	4-5/8"	1	GM 5.0 & 5.7 lit.
678-003 (10)	M10-1.50	45mm	1	GM 2.0, 2.5 & 3.4 lit.
678-004 (10)	M10-1.50	113mm	1	GM 2.0, 2.5 & 3.4 lit.
678-005 (10)	3/8"-16	3-5/8"	1	GM 6 & 8 cyl.
678-106 (10)	3/8"-16	1-5/16"	1	GM 4.4, 5.0 & 5.7 lit.

Part # (Qty.)	Thread Size	Length	Type	Application
678-107 (10)	3/8"-16	4-5/16"	2	GM 4.4, 5.0 & 5.7 lit.
678-108 (10)	M10-1.50	102mm	1	GM 2.8 & 3.1 lit.
678-109 (10)	M10-1.50	118mm	1	GM 2.0, 2.2, 2.5, 2.8, 3.1 & 3.4 lit.
678-110 (10)	3/8"-16	2-13/64"	1	GM 4.3 & 5.0 lit.
678-111 (10)	3/8"-16	4"	4	GM 4.3 & 5.0 lit.
678-116 (5)	3/8"-16	1-9/16"	3	Ford

Listed By Size

Thread Size	Type	Length	Application	Part # (Qty.)
3/8"-16	1	1-5/16"	GM 4.4, 5.0 & 5.7 lit.	678-106 (10)
3/8"-16	1	1-7/8"	GM 3.8 lit. V6	678-001 (10)
3/8"-16	1	2-13/64"	GM 4.3 & 5.0 lit.	678-110 (10)
3/8"-16	1	3-5/8"	GM 6 & 8 cyl.	678-005 (10)
3/8"-16	1	4-5/8"	GM 5.0 & 5.7 lit.	678-002 (10)
3/8"-16	2	4-5/16"	GM 4.4, 5.0 & 5.7 lit.	678-107 (10)

Thread Size	Type	Length	Application	Part # (Qty.)
3/8"-16	3	1-9/16"	Ford	678-116 (5)
3/8"-16	4	4"	GM 4.3 & 5.0 lit.	678-111 (10)
M10-1.50	1	102mm	GM 2.8 & 3.1 lit.	678-108 (10)
M10-1.50	1	113mm	GM 2.0, 2.5 & 3.4 lit.	678-004 (10)
M10-1.50	1	118mm	GM 2.0, 2.2, 2.5, 2.8, 3.1 & 3.4 lit.	678-109 (10)
M10-1.50	1	45mm	GM 2.0, 2.5 & 3.4 lit.	678-003 (10)

Starter Shims

Part # (Qty.)	Thickness	Description/Application
678-015 (25)	.0156"	Straight
678-200 (10)	.0313"	Straight GM
678-201 (10)	.0156"	Straight
678-206 (10)	.015"	Straight GM
678-207 (10)	.042"	GM 10MT/Metric
678-210 (1)	.100"	Ford 3 bolt
678-211 (5)	.060"	Offset GM
678-212 (2)	.100"	Ford 2 bolt



Straight, Straight
GM, or Ford 3 bolt



GM 10MT/Metric



Offset, GM



Ford, 2 bolt

Section 18

Clutch Pilot Bushings and Bearings



**Type A
Standard
Bushing**



**Type B
Needle Bearing
In Bushing**



**Type C
Step
Bushing**



**Type D
Ball
Bearing**



**Type E
Needle
Bearing**

Type	Inside Diameter	Outside Diameter	Length	Part # (Qty.)
A	.480"	.670"	.718"	690-051 (5)
A	.592"	.907"	.753"	690-031 (5)
A	.592"	1.055"	.624"	690-064 (5)
A	.593"	1.381"	.363"	690-023 (5)
A	.593"	1.060"	.751"	690-034 (5)
A	.593"	1.09"	.750"	690-014 (5)
A	.592"	.828"	.746"	690-056 (5)
A	.629"	.816"	.689"	690-004 (5)
A	.630"	.812"	.689"	690-089 (3)
A	.630"	1.380"	.500"	690-028 (5)
A	.629"	1.066"	.437"	690-019 (5)
A	.669"	1.575"	.472"	690-048 (2)
A	.671"	1.379"	.502"	690-033 (5)
A	.672"	1.576"	.501"	690-018 (5)
A	.671"	1.851"	.503"	690-032 (5)
A	.673"	1.056"	.626"	690-043 (5)
A	.673"	1.379"	.565"	690-039 (5)

Type	Inside Diameter	Outside Diameter	Length	Part # (Qty.)
A	.753"	.940"	.880"	690-005 (5)
A	.754"	1.056"	.877"	690-042 (5)
A	.755"	1.056"	.750"	690-038 (5)
A	.906"	1.092"	1.128"	690-061 (5)
A	.988"	1.576"	.500"	690-037 (5)
B	.680"	1.378"	.733"	690-083 (3)
C	.594"	1.716"	.652"	690-035 (5)
C	.673"	1.379"	.753"	690-041 (5)
D	.472"	1.102"	.315"	690-045 (5)
D	.472"	1.260"	.393"	690-046 (2)
D	.591"	1.378"	.433"	690-049 (2)
D	.984"	2.047"	.590"	690-053 (2)
E	.596"	.829"	.586"	690-044 (5)
E	.581"	.825"	.586"	690-050 (2)
E	.591"	1.260"	.353"	690-047 (2)
E	.592"	.826"	.547"	690-075 (3)
E	.594"	1.094"	.753"	690-057 (1)

Flywheel/Flexplate Bolt Kits

Application	Bolt Size	Head Size	Part # (Qty.)
Chevrolet Flywheel	7/16"-20 x 1"	11/16" Hex	710-123 (1)
Chevrolet Flexplate	7/16"-20 x 1 1/16"	3/4" Hex	710-124 (1)
Ford Flywheel	7/16"-20 x 1"	11/16" Hex	710-123 (1)

Pressure Plate Bolt Kits

Application	Bolt Size	Head Size	Part # (Qty.)
AMC Borg-Beck/Diaphragm Style	3/8"-16 x 1"	9/16" Hex	710-121 (6)
Chrysler Borg-Beck/Diaphragm Style	3/8"-16 x 1"	9/16" Hex	710-121 (6)
Ford All Long Style	5/16"-18 x 1"	1/2" Hex	710-122 (6)
GM Borg/Beck/Diaphragm Style	3/8"-16 x 1"	9/16" Hex	710-121 (6)

Torque Converter Bolt Kits

Application	Bolt Size	Head Type	Part # (Qty.)
Chrysler 727	7/16"-20 x 1/2"	Hex	710-120 (4)

Clutch Pilot Bushing and Bearing Applications

Make/Model/ Engine	Years	Description	Dorman	Clutch-In!
ACURA				
INTEGRA				
4 cyl. - 1.7L (1678 cc)	1993-92	-	690-047	14670
4 cyl. - 1.8L (1797 cc)	2001-94	-	690-047	14670
4 cyl. - 1.8L (1834 cc)	2001-90	-	690-047	14670
AMERICAN MOTORS				
AMBASSADOR				
6 cyl. - 3.8L (232 CID)	1970-65	-	690-038	14668
6 cyl. - 4.2L (258 CID)	1971	-	690-038	14668
8 cyl. - 5.0L (304 CID)	1974	.673 ID x 1.056 OD Pilot Bearing	690-043	14675
	1974	.754 ID x 1.056 OD Pilot Bearing	690-042	14674
	1973-72	-	690-042	14674
	1971-70	-	690-038	14668
8 cyl. - 5.9L (360 CID)	1974-72	-	690-042	14674
	1971-70	-	690-038	14668
8 cyl. - 6.4L (390 CID)	1970-68	-	690-038	14668
8 cyl. - 6.6L (401 CID)	1974-72	-	690-042	14674
	1971	-	690-038	14668

Make/Model/ Engine	Years	Description	Dorman	Clutch-In!
AMERICAN MOTORS (continued)				
AMX				
6 cyl. - 4.2L (258 CID)	1980	-	690-064	15415
	1979-78	-	690-043	14675
8 cyl. - 5.0L (304 CID)	1979-75	-	690-043	14675
	1974	.673 ID x 1.056 OD Pilot Bearing	690-043	14675
	1974	.754 ID x 1.056 OD Pilot Bearing	690-042	14674
	1973-72	-	690-042	14674
8 cyl. - 5.9L (360 CID)	1974-72	-	690-042	14674
	1971-70	-	690-038	14668
8 cyl. - 6.4L (390 CID)	1970-68	-	690-038	14668
8 cyl. - 6.6L (401 CID)	1974-72	-	690-042	14674
	1971	-	690-038	14668
CONCORD				
6 cyl. - 3.8L (232 CID)	1979-78	-	690-043	14675
6 cyl. - 4.2L (258 CID)	1983-80	-	690-064	15415
	1979-78	-	690-043	14675
8 cyl. - 5.0L (304 CID)	1979-78	-	690-043	14675
EAGLE, KAMMBACK				
6 cyl. - 4.2L (258 CID)	1986-80	-	690-064	15415

Clutch Pilot Bushing and Bearing Applications

Make/Model/ Engine	Years	Description	Dorman	Clutch-In!
AMERICAN MOTORS (continued)				
GREMLIN				
6 cyl. - 3.3L (199 CID)				
1970	-		690-042	14674
6 cyl. - 3.8L (232 CID)				
1978-77	-		690-043	14675
1976-74	.673 ID x 1.056 OD Pilot Bearing		690-043	14675
1976-74	.754 ID x 1.056 OD Pilot Bearing		690-042	14674
1973-72	-		690-042	14674
1971-70	-		690-038	14668
6 cyl. - 4.2L (258 CID)				
1978-77	-		690-043	14675
1976-74	.673 ID x 1.056 OD Pilot Bearing		690-043	14675
1976-74	.754 ID x 1.056 OD Pilot Bearing		690-042	14674
1973-72	-		690-042	14674
1971	-		690-038	14668
8 cyl. - 5.0L (304 CID)				
1976-74	.673 ID x 1.056 OD Pilot Bearing		690-043	14675
1976-74	.754 ID x 1.056 OD Pilot Bearing		690-042	14674
1973-72	-		690-042	14674
HORNET				
6 cyl. - 3.3L (199 CID)				
1970	-		690-038	14668
6 cyl. - 3.8L (232 CID)				
1977	-		690-043	14675
1976-74	.673 ID x 1.056 OD Pilot Bearing		690-043	14675
1976-74	.754 ID x 1.056 OD Pilot Bearing		690-042	14674
1973-72	-		690-042	14674
1971-70	-		690-038	14668
6 cyl. - 4.2L (258 CID)				
1977	-		690-043	14675
1976-74	.673 ID x 1.056 OD Pilot Bearing		690-043	14675
1976-74	.754 ID x 1.056 OD Pilot Bearing		690-042	14674
1973-72	-		690-042	14674
1971	-		690-038	14668
8 cyl. - 5.0L (304 CID)				
1977	-		690-043	14675
1976-74	.673 ID x 1.056 OD Pilot Bearing		690-043	14675
1976-74	.754 ID x 1.056 OD Pilot Bearing		690-042	14674
1973-72	-		690-042	14674
1971-70	-		690-038	14668
8 cyl. - 5.9L (360 CID)				
1974	.673 ID x 1.056 OD Pilot Bearing		690-043	14675
1974	.754 ID x 1.056 OD Pilot Bearing		690-042	14674
1973-72	-		690-042	14674
1971	-		690-038	14668
JAVELIN				
6 cyl. - 3.8L (232 CID)				
1974	.673 ID x 1.056 OD Pilot Bearing		690-043	14675
1974	.754 ID x 1.056 OD Pilot Bearing		690-042	14674
1973-72	-		690-042	14674
1971-68	-		690-038	14668
6 cyl. - 4.2L (258 CID)				
1974	.673 ID x 1.056 OD Pilot Bearing		690-043	14675
1974	.754 ID x 1.056 OD Pilot Bearing		690-042	14674
1973-72	-		690-042	14674
1971	-		690-038	14668
8 cyl. - 5.0L (304 CID)				
1974	.673 ID x 1.056 OD Pilot Bearing		690-043	14675
1974	.754 ID x 1.056 OD Pilot Bearing		690-042	14674
1973-72	-		690-042	14674
1971-70	-		690-038	14668
8 cyl. - 5.9L (360 CID)				
1974	.673 ID x 1.056 OD Pilot Bearing		690-043	14675
1974	.754 ID x 1.056 OD Pilot Bearing		690-042	14674
1973-72	-		690-042	14674
1971-70	-		690-038	14668
8 cyl. - 6.4L (390 CID)				
1970-68	-		690-038	14668
8 cyl. - 6.6L (401 CID)				
1974-72	-		690-042	14674
1971	-		690-038	14668
MATADOR				
6 cyl. - 3.8L (232 CID)				
1974	.673 ID x 1.056 OD Pilot Bearing		690-043	14675
1974	.754 ID x 1.056 OD Pilot Bearing		690-042	14674
1973-72	-		690-042	14674
1971-70	-		690-038	14668
6 cyl. - 4.2L (258 CID)				
1978-77	-		690-043	14675
1976-74	.673 ID x 1.056 OD Pilot Bearing		690-043	14675
1976-74	.754 ID x 1.056 OD Pilot Bearing		690-042	14674
1973-72	-		690-042	14674
1971	-		690-038	14668
8 cyl. - 5.0L (304 CID)				
1977	-		690-043	14675

Make/Model/ Engine	Years	Description	Dorman	Clutch-In!
AMERICAN MOTORS (continued)				
MATADOR (continued)				
8 cyl. - 5.0L (304 CID) (continued)				
1976-74	.673 ID x 1.056 OD Pilot Bearing		690-043	14675
1976-74	.754 ID x 1.056 OD Pilot Bearing		690-042	14674
1973-72	-		690-042	14674
1971-70	-		690-038	14668
8 cyl. - 5.9L (360 CID)				
1978-77	-		690-043	14675
1976-74	.673 ID x 1.056 OD Pilot Bearing		690-043	14675
1976-74	.754 ID x 1.056 OD Pilot Bearing		690-042	14674
1973-72	-		690-042	14674
1971	-		690-038	14668
8 cyl. - 6.6L (401 CID)				
1974-72	-		690-042	14674
1971	-		690-038	14668
PACER				
6 cyl. - 3.8L (232 CID)				
1978-77	-		690-043	14675
1976-75	.673 ID x 1.056 OD Pilot Bearing		690-043	14675
1976-75	.754 ID x 1.056 OD Pilot Bearing		690-042	14674
6 cyl. - 4.2L (258 CID)				
1980	-		690-064	15415
1979-77	-		690-043	14675
1976-75	.673 ID x 1.056 OD Pilot Bearing		690-043	14675
1976-75	.754 ID x 1.056 OD Pilot Bearing		690-042	14674
8 cyl. - 5.0L (304 CID)				
1979-78	-		690-043	14675
REBEL				
6 cyl. - 3.8L (232 CID)				
1970-67	-		690-038	14668
8 cyl. - 5.0L (304 CID)				
1970	-		690-038	14668
8 cyl. - 5.9L (360 CID)				
1970	-		690-038	14668
8 cyl. - 6.4L (390 CID)				
1970-69	-		690-038	14668
SPIRIT				
6 cyl. - 3.8L (232 CID)				
1979	-		690-043	14675
6 cyl. - 4.2L (258 CID)				
1983-80	-		690-064	15415
1979	-		690-043	14675
8 cyl. - 5.0L (304 CID)				
1979	-		690-043	14675
BMW				
1600, 1600TI				
4 cyl. - 1.6L (1573 cc)				
1971-68	-		690-046	14671
1800, 1802				
4 cyl. - 1.8L (1766 cc)				
1971-68	-		690-046	14671
2.8 BAVARIA				
6 cyl. - 2.8L (2788 cc)				
1971	-		690-046	14671
2000, 2000C, 2000CS, 2000TI, 2000TH				
4 cyl. - 2.0L (1990 cc)				
1972-68	-		690-046	14671
2002, 2002TI, 2002TH				
4 cyl. - 2.0L (1990 cc)				
1976-68	-		690-046	14671
2500				
6 cyl. - 2.5L (2494 cc)				
1971-68	-		690-046	14671
2800, 2800CS				
6 cyl. - 2.8L (2788 cc)				
1974-68	-		690-046	14671
3.0CS, 3.0CSI, 3.0CSL, 3.0S, 3.0SI				
6 cyl. - 3.0L (2985 cc)				
1974-71	-		690-046	14671
318I, 318IC, 318IS				
4 cyl. - 1.8L (1766 cc)				
1985-84	-		690-046	14671
4 cyl. - 1.8L (1796 cc)				
1995-92	-		690-047	14670
1991	-		690-046	14671
4 cyl. - 1.9L (1897 cc)				
1998-96	-		690-047	14670
318TI				
4 cyl. - 1.8L (1796 cc)				
1995	-		690-047	14670
4 cyl. - 1.9L (1897 cc)				
1999-96	-		690-047	14670
320I				
4 cyl. - 1.8L (1766 cc)				
1983-80	-		690-046	14671

Clutch Pilot Bushing and Bearing Applications

Make/Model/ Engine	Years	Description	Dorman	Clutch-In!
BMW (continued)				
320I (continued)				
4 cyl. - 2.0L (1990 cc)	1979-77	-	690-046	14671
323CI				
6 cyl. - 2.5L (2494 cc)	2000	-	690-047	14670
323I, 323IC, 323IS				
6 cyl. - 2.5L (2494 cc)	2000-98	-	690-047	14670
325, 325E				
6 cyl. - 2.7L (2693 cc)	1988-84	-	690-046	14671
325I, 325IC, 325IS, 325IX				
6 cyl. - 2.5L (2494 cc)	1995-94	-	690-047	14670
	1993-87	-	690-046	14671
328CI				
6 cyl. - 2.8L (2793 cc)	2000	-	690-047	14670
328I, 328IC, 328IS				
6 cyl. - 2.8L (2793 cc)	2000-96	-	690-047	14670
525I				
6 cyl. - 2.5L (2494 cc)	1995-91	-	690-047	14670
	1990-89	-	690-046	14671
528E				
6 cyl. - 2.7L (2693 cc)	1988-82	-	690-046	14671
528I				
6 cyl. - 2.8L (2788 cc)	1981-79	-	690-046	14671
528I, 528IT				
6 cyl. - 2.8L (2793 cc)	2000-97	-	690-047	14670
530I, 530IT				
6 cyl. - 3.0L (2985 cc)	1978-75	-	690-046	14671
8 cyl. - 3.0L (2997 cc)	1995-94	-	690-047	14670
533I				
6 cyl. - 3.2L (3210 cc)	1984-83	-	690-046	14671
535I				
6 cyl. - 3.4L (3430 cc)	1993-85	-	690-046	14671
535IS				
6 cyl. - 3.4L (3430 cc)	1988	-	690-046	14671
540I				
8 cyl. - 4.0L (3982 cc)	1995-94	-	690-047	14670
540I, 540IT				
8 cyl. - 4.4L (4398 cc)	2000-97	-	690-047	14670
630CSI				
6 cyl. - 3.0L (2985 cc)	1977	-	690-046	14671
633CSI				
6 cyl. - 3.2L (3210 cc)	1984-78	-	690-046	14671
635CSI				
6 cyl. - 3.4L (3430 cc)	1989-85	-	690-046	14671
733I				
6 cyl. - 3.2L (3210 cc)	1984-78	-	690-046	14671
735I, 735IL				
6 cyl. - 3.4L (3430 cc)	1992-85	-	690-046	14671
850CI				
12 cyl. - 5.0L (4988 cc)	1994	-	690-047	14670
850CSI				
12 cyl. - 5.6L (5576 cc)	1995-94	-	690-047	14670
850I				
12 cyl. - 5.0L (4988 cc)	1993-91	-	690-047	14670
BAVARIA				
6 cyl. - 3.0L (2985 cc)	1974-72	-	690-046	14671
M3				
4 cyl. - 2.3L (2302 cc)	1991-88	-	690-046	14671

Make/Model/ Engine	Years	Description	Dorman	Clutch-In!
BMW (continued)				
M3 (continued)				
6 cyl. - 3.0L (2990 cc)	1995	-	690-047	14670
6 cyl. - 3.2L (3152 cc)	1999-96	-	690-047	14670
M5				
6 cyl. - 3.6L (3553 cc)	1993-88	-	690-046	14671
M6				
6 cyl. - 3.5L (3453 cc)	1988-87	-	690-046	14671
X5				
8 cyl. - 4.4L (4398 cc)	2000	-	690-047	14670
Z3				
4 cyl. - 1.9L (1897 cc)	1998-96	-	690-047	14670
6 cyl. - 2.5L (2494 cc)	2000-99	-	690-047	14670
6 cyl. - 2.8L (2793 cc)	2000-97	-	690-047	14670
6 cyl. - 3.2L (3152 cc)	2000-99	-	690-047	14670
BUICK				
APOLLO				
6 cyl. - 3.8L (231 CID)	1975	-	690-014	14650
6 cyl. - 4.1L (250 CID)	1975-73	-	690-014	14650
CENTURY				
6 cyl. - 3.2L (196 CID)	1979-78	-	690-014	14650
6 cyl. - 3.8L (231 CID)	1981-75	-	690-014	14650
8 cyl. - 5.0L (305 CID)	1979-77	-	690-014	14650
8 cyl. - 5.7L (350 CID)	1979-77	-	690-014	14650
GRAND SPORT				
8 cyl. - 5.7L (350 CID)	1972-68	-	690-014	14650
8 cyl. - 7.5L (455 CID)	1972-70	-	690-014	14650
REGAL				
6 cyl. - 3.2L (196 CID)	1979-78	-	690-014	14650
6 cyl. - 3.8L (231 CID)	1981-75	-	690-014	14650
8 cyl. - 5.0L (305 CID)	1979-77	-	690-014	14650
8 cyl. - 5.7L (350 CID)	1977	-	690-014	14650
SKYHAWK				
6 cyl. - 3.8L (231 CID)	1980-75	-	690-014	14650
SKYLARK, SOMERSET				
4 cyl. - 2.5L (151 CID)	1987-80	-	-	14646
6 cyl. - 2.8L (173 CID)	1985-80	-	690-056	14647
6 cyl. - 3.8L (231 CID)	1979-75	-	690-014	14650
6 cyl. - 4.1L (250 CID)	1971-68	-	690-014	14650
8 cyl. - 4.3L (260 CID)	1976-75	-	690-023	14665
8 cyl. - 5.0L (305 CID)	1979-77	-	690-014	14650
8 cyl. - 5.7L (350 CID)	1979-68	-	690-014	14650
8 cyl. - 7.5L (455 CID)	1972-70	-	690-014	14650
SPECIAL SPORTWAGON				
8 cyl. - 5.7L (350 CID)	1972-68	-	690-014	14650
8 cyl. - 7.5L (455 CID)	1970	-	690-014	14650
CHECKER				
MARATHON				
6 cyl. - 3.8L (229 CID)	1982-80	-	690-014	14650
6 cyl. - 4.1L (250 CID)	1979-69	-	690-014	14650
8 cyl. - 4.4L (267 CID)	1982-80	-	690-014	14650

Clutch Pilot Bushing and Bearing Applications

Make/Model/ Engine	Years	Description	Dorman	Clutch-In!
CHECKER (continued)				
MARATHON (continued)				
8 cyl. - 5.0L (305 CID)	1982-78	-	690-014	14650
8 cyl. - 5.7L (350 CID)	1982-69	-	690-014	14650
CHEVROLET				
CAMARO				
4 cyl. - 2.5L (151 CID)	1986-82	-	690-014	14650
6 cyl. - 2.8L (173 CID)	1989-82	-	690-056	14647
6 cyl. - 3.1L (189 CID)	1992-90	-	690-056	14647
6 cyl. - 3.4L (207 CID)	1995-93	-	690-056	14647
6 cyl. - 3.8L (229 CID)	1981-80	-	690-014	14650
6 cyl. - 3.8L (231 CID)	1981-80	-	690-014	14650
6 cyl. - 4.1L (250 CID)	1979-68	-	690-014	14650
8 cyl. - 5.0L (305 CID)	1992-76	Bearing	690-057	15431
	1992-76	Bushing	690-014	14650
8 cyl. - 5.0L (307 CID)	1973	-	690-014	14650
8 cyl. - 5.7L (350 CID)	2002-93	Bearing	690-057	15431
	2002-93	Bushing	690-014	14650
	1981-67	-	690-014	14650
8 cyl. - 6.5L (396 CID)	1970-67	-	690-014	14650
8 cyl. - 6.6L (400 CID)	1971-70	-	690-014	14650
CELEBRITY				
4 cyl. - 2.5L (151 CID)	1986-84	-	-	14646
CHEVELLE, EL CAMINO, LAGUNA, MALIBU, MONTE CARLO				
6 cyl. - 3.3L (200 CID)	1979-78	-	690-014	14650
6 cyl. - 3.8L (229 CID)	1981-80	-	690-014	14650
6 cyl. - 3.8L (231 CID)	1981-78	-	690-014	14650
6 cyl. - 4.1L (250 CID)	1977-67	-	690-014	14650
8 cyl. - 4.4L (267 CID)	1981-79	-	690-014	14650
8 cyl. - 5.0L (305 CID)	1981-76	-	690-014	14650
8 cyl. - 5.0L (307 CID)	1973-68	-	690-014	14650
8 cyl. - 5.7L (350 CID)	1981-69	-	690-014	14650
8 cyl. - 6.6L (400 CID)	1976-70	-	690-014	14650
8 cyl. - 6.6L (402 CID)	1972-70	-	690-014	14650
8 cyl. - 7.4L (454 CID)	1975-70	-	690-014	14650
CHEVETTE				
4 cyl. - 1.4L (85 CID)	1977-76	-	690-014	14650
4 cyl. - 1.6L (98 CID)	1987-81	-	690-056	14647
	1980-76	-	690-014	14650
4 cyl. - 1.8L (110 CID)	1986-81	-	690-048	14673
CHEVY II, NOVA				
4 cyl. - 2.5L (153 CID)	1970-62	-	690-014	14650
6 cyl. - 3.8L (230 CID)	1970-64	-	690-014	14650
6 cyl. - 4.1L (250 CID)	1979-67	-	690-014	14650
8 cyl. - 4.3L (262 CID)	1975	-	690-014	14650
8 cyl. - 5.0L (305 CID)	1979-76	-	690-014	14650
8 cyl. - 5.0L (307 CID)	1973-68	-	690-014	14650
8 cyl. - 5.7L (350 CID)	1979-68	-	690-014	14650
8 cyl. - 6.5L (396 CID)	1970-68	-	690-014	14650

Make/Model/ Engine	Years	Description	Dorman	Clutch-In!
CHEVROLET (continued)				
CHEVY II, NOVA (continued)				
8 cyl. - 6.6L (402 CID)	1970	-	690-014	14650
CITATION				
4 cyl. - 2.5L (151 CID)	1985-80	-	-	14646
CORVETTE				
8 cyl. - 5.0L (305 CID)	1980	-	690-014	14650
8 cyl. - 5.7L (350 CID)	2004-69	Bearing	690-057	15431
	2004-69	Bushing	690-014	14650
8 cyl. - 7.4L (454 CID)	1974-70	-	690-014	14650
FULL SIZE, BELAIR, BISCAYNE, BROOKWOOD, CAPRICE, IMPALA, KINGSWOOD, TOWNSMAN				
6 cyl. - 4.1L (250 CID)	1973-65	-	690-014	14650
8 cyl. - 5.7L (350 CID)	1972-69	-	690-014	14650
8 cyl. - 6.6L (400 CID)	1972-70	-	690-014	14650
8 cyl. - 6.6L (402 CID)	1972-71	-	690-014	14650
8 cyl. - 7.4L (454 CID)	1972-70	-	690-014	14650
MONZA				
4 cyl. - 2.3L (140 CID)	1977-75	-	690-014	14650
4 cyl. - 2.5L (151 CID)	1980-78	-	690-014	14650
6 cyl. - 3.2L (196 CID)	1979-78	-	690-014	14650
6 cyl. - 3.8L (231 CID)	1980-78	-	690-014	14650
8 cyl. - 4.3L (262 CID)	1976-75	-	690-014	14650
8 cyl. - 5.0L (305 CID)	1979-77	-	690-014	14650
8 cyl. - 5.7L (350 CID)	1975	-	690-014	14650
VEGA				
4 cyl. - 2.3L (140 CID)	1977-73	-	690-014	14650
	1972-71	-	690-014	14650
CHEVROLET/GMC TRUCK				
5000, 6000, 7000 SERIES				
6 cyl. - 3.8L (230 CID)	1970-63	-	690-014	14650
6 cyl. - 4.1L (250 CID)	1979-54	-	690-014	14650
6 cyl. - 4.8L (292 CID)	1986-63	-	690-014	14650
8 cyl. - 5.7L (350 CID)	1986-62	-	690-014	14650
ASTRO, SAFARI VAN				
4 cyl. - 2.5L (151 CID)	1989-85	-	690-014	14650
6 cyl. - 4.3L (262 CID)	1989-85	Bearing	690-057	15431
	1989-85	Bushing	690-014	14650
BLAZER, TAHOE, JIMMY, YUKON				
6 cyl. - 4.1L (250 CID)	1982-69	-	690-014	14650
6 cyl. - 4.8L (292 CID)	1975-69	-	690-014	14650
8 cyl. - 5.0L (305 CID)	1986-77	-	690-014	14650
8 cyl. - 5.0L (307 CID)	1973-69	-	690-014	14650
8 cyl. - 5.7L (350 CID)	2000-69	-	690-014	14650
8 cyl. - 6.2L (379 CID)	1989-82	Bearing	690-057	15431
	1989-82	Bushing	690-014	14650
8 cyl. - 6.5L (395 CID)	2000-94	Bearing	690-057	15431
	2000-94	Bushing	690-014	14650
8 cyl. - 6.6L (400 CID)	1980-75	-	690-014	14650
8 cyl. - 7.4L (454 CID)	1978-73	-	690-014	14650
C & K SERIES PICKUP				
6 cyl. - 4.1L (250 CID)	1984-66	-	690-014	14650

Clutch Pilot Bushing and Bearing Applications

Make/Model/ Engine	Years	Description	Dorman	Clutch-In!
CHEVROLET/GMC TRUCK (continued)				
C & K SERIES PICKUP (continued)				
6 cyl. - 4.3L (262 CID)				
1998-85	Bearing	690-057	15431	
1998-85	Bushing	690-014	14650	
6 cyl. - 4.8L (292 CID)				
1986-63	-	690-014	14650	
8 cyl. - 5.0L (305 CID)				
1999-76	Bearing	690-057	15431	
1999-76	Bushing	690-014	14650	
8 cyl. - 5.0L (307 CID)				
1973-69	-	690-014	14650	
8 cyl. - 5.7L (350 CID)				
2000-69	Bearing	690-057	15431	
2000-69	Bushing	690-014	14650	
8 cyl. - 6.2L (379 CID)				
1993-82	Bearing	690-057	15431	
1993-82	Bushing	690-014	14650	
8 cyl. - 6.5L (395 CID)				
2002-94	Bearing	690-057	15431	
2002-94	Bushing	690-014	14650	
8 cyl. - 6.6L (400 CID)				
1980-70	-	690-014	14650	
8 cyl. - 7.4L (454 CID)				
2000-73	Bearing	690-057	15431	
2000-73	Bushing	690-014	14650	
CABALLERO				
6 cyl. - 3.3L (200 CID)				
1979-78	-	690-014	14650	
6 cyl. - 3.8L (229 CID)				
1981-80	-	690-014	14650	
6 cyl. - 3.8L (231 CID)				
1981-78	-	690-014	14650	
8 cyl. - 4.4L (267 CID)				
1981-79	-	690-014	14650	
8 cyl. - 5.0L (305 CID)				
1981-78	-	690-014	14650	
8 cyl. - 5.7L (350 CID)				
1979-78	-	690-014	14650	
G SERIES VAN				
6 cyl. - 4.1L (250 CID)				
1984-67	-	690-014	14650	
6 cyl. - 4.3L (262 CID)				
1989-85	-	690-014	14650	
6 cyl. - 4.8L (292 CID)				
1980-73	-	690-014	14650	
8 cyl. - 5.0L (305 CID)				
1989-77	-	690-014	14650	
8 cyl. - 5.0L (307 CID)				
1973-68	-	690-014	14650	
8 cyl. - 5.7L (350 CID)				
1990-70	-	690-014	14650	
8 cyl. - 6.2L (379 CID)				
1990-83	Bearing	690-057	15431	
1990-83	Bushing	690-014	14650	
8 cyl. - 6.6L (400 CID)				
1980-75	-	690-014	14650	
8 cyl. - 7.4L (454 CID)				
1979-74	-	690-014	14650	
LUV PICKUP				
4 cyl. - 1.8L (111 CID)				
1981-72	-	690-048	14673	
4 cyl. - 2.2L (134 CID)				
1982-81	-	690-048	14673	
MEDIUM DUTY CONVENTIONAL CAB, FORWARD CONTROL				
6 cyl. - 4.8L (292 CID)				
1982-63	-	690-014	14650	
8 cyl. - 4.7L (287 CID)				
1986-63	-	690-014	14650	
P SERIES FORWARD CONTROL				
6 cyl. - 4.1L (250 CID)				
1979-66	-	690-014	14650	
6 cyl. - 4.8L (292 CID)				
1989-64	-	690-014	14650	
8 cyl. - 5.0L (305 CID)				
1979	-	690-014	14650	
8 cyl. - 5.7L (350 CID)				
1999-70	Bearing	690-057	15431	
1999-70	Bushing	690-014	14650	
8 cyl. - 6.2L (379 CID)				
1993-82	Bearing	690-057	15431	
1993-82	Bushing	690-014	14650	
8 cyl. - 6.5L (395 CID)				
1999-94	Bearing	690-057	15431	
1999-94	Bushing	690-014	14650	
8 cyl. - 6.6L (400 CID)				
1980-72	-	690-014	14650	

Make/Model/ Engine	Years	Description	Dorman	Clutch-In!
CHEVROLET/GMC TRUCK (continued)				
P SERIES FORWARD CONTROL (continued)				
8 cyl. - 7.4L (454 CID)				
1999-70	Bearing	690-057	15431	
1999-70	Bushing	690-014	14650	
R & V SERIES PICKUP				
6 cyl. - 4.3L (262 CID)				
1987	-	690-014	14650	
6 cyl. - 4.8L (292 CID)				
1988-87	-	690-014	14650	
8 cyl. - 5.7L (350 CID)				
1990-87	-	690-014	14650	
8 cyl. - 6.2L (379 CID)				
1989-87	Bearing	690-057	15431	
1989-87	Bushing	690-014	14650	
8 cyl. - 7.4L (454 CID)				
1989-87	-	690-014	14650	
S10/15 BLAZER, JIMMY, PICKUP, SONOMA, SYCLONE, TYPHOON				
4 cyl. - 1.9L (119 CID)				
1985-84	-	690-048	14673	
1983-82	-	690-048	14673	
4 cyl. - 2.0L (122 CID)				
1984-83	-	690-056	14647	
4 cyl. - 2.2L (134 CID)				
2003-94	-	690-056	14647	
1985-83	-	690-048	14673	
4 cyl. - 2.5L (151 CID)				
1993-85	-	690-014	14650	
6 cyl. - 2.8L (173 CID)				
1993-90	w/5-Speed Borg-Warner Trans,ML3	690-014	14650	
1993-90	wo/5-Speed Borg-Warner Trans,ML3	690-056	14647	
1989-82	-	690-056	14647	
6 cyl. - 4.3L (262 CID)				
1998-88	Bearing	690-057	15431	
1998-88	Bushing	690-014	14650	
SPRINT				
6 cyl. - 4.1L (250 CID)				
1977-71	-	690-014	14650	
8 cyl. - 5.0L (305 CID)				
1977-76	-	690-014	14650	
8 cyl. - 5.7L (350 CID)				
1977-71	-	690-014	14650	
8 cyl. - 6.6L (400 CID)				
1974	-	690-014	14650	
8 cyl. - 6.6L (402 CID)				
1976-74	-	690-014	14650	
8 cyl. - 7.4L (454 CID)				
1975-71	-	690-014	14650	
SUBURBAN				
6 cyl. - 4.1L (250 CID)				
1980-66	-	690-014	14650	
6 cyl. - 4.8L (292 CID)				
1986-63	-	690-014	14650	
8 cyl. - 5.0L (305 CID)				
1986-76	-	690-014	14650	
8 cyl. - 5.0L (307 CID)				
1973-69	-	690-014	14650	
8 cyl. - 5.7L (350 CID)				
2000-69	Bearing	690-057	15431	
2000-69	Bushing	690-014	14650	
8 cyl. - 6.2L (379 CID)				
1993-82	Bearing	690-057	15431	
1993-82	Bushing	690-014	14650	
8 cyl. - 6.5L (395 CID)				
2000-92	Bearing	690-014	15431	
2000-92	Bushing	690-014	14650	
8 cyl. - 6.6L (400 CID)				
1980-70	-	690-014	14650	
8 cyl. - 7.4L (454 CID)				
2000-73	-	690-014	14650	
CHRYSLER				
CONQUEST				
4 cyl. - 2.6L (2555 cc)				
1989-87	-	690-047	14670	
FULL SIZE, 300, NEW YORKER, NEWPORT				
8 cyl. - 5.9L (360 CID)				
1971	-	690-005	14652	
8 cyl. - 6.3L (383 CID)				
1971-59	-	690-005	14652	
8 cyl. - 7.2L (440 CID)				
1971-67	-	690-005	14652	
LEBARON, TOWN & COUNTRY				
6 cyl. - 3.7L (225 CID)				
1979-78	-	690-005	14652	
8 cyl. - 5.2L (318 CID)				
1979-77	-	690-005	14652	

Clutch Pilot Bushing and Bearing Applications

Make/Model/ Engine	Years	Description	Dorman	Clutch-In!
CHRYSLER				
LEBARON, TOWN & COUNTRY (continued)				
8 cyl. - 5.9L (360 CID)	1979-78	-	690-005	14652
8 cyl. - 6.3L (383 CID)	1971-68	-	690-005	14652
8 cyl. - 7.2L (440 CID)	1977-68	-	690-005	14652
DODGE				
ASPEN				
6 cyl. - 3.7L (225 CID)	1980-76	-	690-005	14652
8 cyl. - 5.2L (318 CID)	1980-76	-	690-005	14652
8 cyl. - 5.9L (360 CID)	1978-76	-	690-005	14652
CHALLENGER				
4 cyl. - 1.6L (1597 cc)	1979-78	-	690-047	14670
4 cyl. - 2.6L (2555 cc)	1983-78	-	690-047	14670
6 cyl. - 3.2L (198 CID)	1971-70	-	690-005	14652
6 cyl. - 3.7L (225 CID)	1972-70	-	690-005	14652
8 cyl. - 5.2L (318 CID)	1974-70	-	690-005	14652
8 cyl. - 5.6L (340 CID)	1973-70	-	690-005	14652
8 cyl. - 5.9L (360 CID)	1974	-	690-005	14652
8 cyl. - 6.3L (383 CID)	1971-70	-	690-005	14652
8 cyl. - 7.0L (426 CID)	1971-70	-	690-005	14652
8 cyl. - 7.2L (440 CID)	1971-70	-	690-005	14652
CHARGER				
6 cyl. - 3.7L (225 CID)	1976-68	-	690-005	14652
8 cyl. - 5.2L (318 CID)	1978-66	-	690-005	14652
8 cyl. - 5.6L (340 CID)	1973-71	-	690-005	14652
8 cyl. - 5.9L (360 CID)	1978-74	-	690-005	14652
8 cyl. - 6.3L (383 CID)	1971-66	-	690-005	14652
8 cyl. - 7.0L (426 CID)	1971-70	-	690-005	14652
8 cyl. - 7.2L (440 CID)	1974-67	-	690-005	14652
COLT				
4 cyl. - 1.6L (1597 cc)	1980-71	-	690-047	14670
4 cyl. - 2.0L (2000 cc)	1977-74	-	690-047	14670
4 cyl. - 2.6L (2555 cc)	1980-78	-	690-047	14670
CONQUEST				
4 cyl. - 2.6L (2555 cc)	1986-84	-	690-047	14670
CORONET				
6 cyl. - 3.7L (225 CID)	1976-65	-	690-005	14652
8 cyl. - 5.2L (318 CID)	1976-65	-	690-005	14652
8 cyl. - 5.6L (340 CID)	1973-72	-	690-005	14652
8 cyl. - 5.9L (360 CID)	1976-73	-	690-005	14652
8 cyl. - 6.3L (383 CID)	1971-65	-	690-005	14652
8 cyl. - 7.0L (426 CID)	1970-65	-	690-005	14652
8 cyl. - 7.2L (440 CID)	1976-67	-	690-005	14652
DART				
6 cyl. - 3.2L (198 CID)	1974-70	-	690-005	14652
6 cyl. - 3.7L (225 CID)	1976-70	-	690-005	14652
8 cyl. - 5.2L (318 CID)	1976-60	-	690-005	14652
8 cyl. - 5.6L (340 CID)	1973-68	-	690-005	14652

Make/Model/ Engine	Years	Description	Dorman	Clutch-In!
DODGE (continued)				
DART (continued)				
8 cyl. - 5.9L (360 CID)	1976-74	-	690-005	14652
DIPLOMAT				
6 cyl. - 3.7L (225 CID)	1979-78	-	690-005	14652
8 cyl. - 5.2L (318 CID)	1979-77	-	690-005	14652
8 cyl. - 5.9L (360 CID)	1979-78	-	690-005	14652
MONACO				
6 cyl. - 3.7L (225 CID)	1978-77	-	690-005	14652
8 cyl. - 5.2L (318 CID)	1978-68	-	690-005	14652
8 cyl. - 5.9L (360 CID)	1978-71	-	690-005	14652
8 cyl. - 6.3L (383 CID)	1971-68	-	690-005	14652
8 cyl. - 7.2L (440 CID)	1978-68	-	690-005	14652
POLARA				
6 cyl. - 3.7L (225 CID)	1971-70	-	690-005	14652
8 cyl. - 5.2L (318 CID)	1973-68	-	690-005	14652
8 cyl. - 5.9L (360 CID)	1973-71	-	690-005	14652
8 cyl. - 6.3L (383 CID)	1971-68	-	690-005	14652
8 cyl. - 7.2L (440 CID)	1973-68	-	690-005	14652
DODGETRUCK				
A100 VAN				
6 cyl. - 3.2L (198 CID)	1970	-	690-005	14652
6 cyl. - 3.7L (225 CID)	1970-64	-	690-005	14652
8 cyl. - 5.2L (318 CID)	1970-67	-	690-005	14652
B100/350 VAN				
6 cyl. - 3.2L (198 CID)	1971	-	690-005	14652
6 cyl. - 3.7L (225 CID)	1987-71	-	690-005	14652
8 cyl. - 5.2L (318 CID)	1987-71	-	690-005	14652
8 cyl. - 5.9L (360 CID)	1987-71	-	690-005	14652
8 cyl. - 7.2L (440 CID)	1978-74	-	690-005	14652
CB300 CUTAWAY CAB				
6 cyl. - 3.7L (225 CID)	1979-74	-	690-005	14652
8 cyl. - 5.2L (318 CID)	1980-74	-	690-005	14652
8 cyl. - 5.9L (360 CID)	1980-74	-	690-005	14652
8 cyl. - 7.2L (440 CID)	1979-77	-	690-005	14652
D-W100/450 PICKUP				
6 cyl. - 3.2L (198 CID)	1971-70	-	690-005	14652
6 cyl. - 3.7L (225 CID)	1987-68	-	690-005	14652
8 cyl. - 5.2L (318 CID)	1987-68	-	690-005	14652
8 cyl. - 5.9L (360 CID)	1987-70	-	690-005	14652
8 cyl. - 6.3L (383 CID)	1971-68	-	690-005	14652
8 cyl. - 6.6L (400 CID)	1978-77	-	690-005	14652
8 cyl. - 7.2L (440 CID)	1978-73	-	690-005	14652
D50 PICKUP				
4 cyl. - 2.0L (122 CID)	1982-79	-	690-047	14670
4 cyl. - 2.6L (156 CID)	1982-79	-	690-047	14670
M300/350 MOTOR HOME				
8 cyl. - 5.2L (318 CID)	1974	-	690-005	14652
8 cyl. - 7.2L (440 CID)	1974	-	690-005	14652

Clutch Pilot Bushing and Bearing Applications

Make/Model/ Engine	Years	Description	Dorman	Clutch-In!
DODGE TRUCK (continued)				
P100/375 FORWARD CONTROL				
6 cyl. - 3.7L (225 CID)	1972-68	-	690-005	14652
8 cyl. - 5.9L (360 CID)	1972-68	-	690-005	14652
RAIDER				
4 cyl. - 2.6L (156 CID)	1989-87	-	690-047	14670
6 cyl. - 3.0L (181 CID)	1989	-	690-048	14673
RAM 50, POWER RAM 50 PICKUP				
4 cyl. - 2.0L (122 CID)	1989-83	-	690-047	14670
4 cyl. - 2.3L (143 CID)	1985-83	Diesel	690-047	14670
4 cyl. - 2.4L (143 CID)	1993-90	-	690-047	14670
4 cyl. - 2.6L (156 CID)	1989-83	-	690-047	14670
6 cyl. - 3.0L (181 CID)	1991-90	-	690-048	14673
RAMCHARGER				
6 cyl. - 3.7L (225 CID)	1980-74	-	690-005	14652
8 cyl. - 5.2L (318 CID)	1987-74	-	690-005	14652
8 cyl. - 5.9L (360 CID)	1987-74	-	690-005	14652
8 cyl. - 6.6L (400 CID)	1978-76	-	690-005	14652
8 cyl. - 7.2L (440 CID)	1978-74	-	690-005	14652
EAGLE				
MEDALLION				
4 cyl. - 2.2L (2163 cc)	1978-74	-	690-048	14673
FIAT				
124				
4 cyl. - 1.4L (1438 cc)	1973-69	-	690-049	14672
4 cyl. - 1.6L (1592 cc)	1974	-	690-049	14672
4 cyl. - 1.6L (1608 cc)	1973-71	-	690-049	14672
4 cyl. - 1.8L (1756 cc)	1978-74	-	690-049	14672
4 cyl. - 2.0L (1995 cc)	1982-79	-	690-049	14672
131				
4 cyl. - 1.8L (1756 cc)	1978-75	-	690-049	14672
BRAVA, PININFARINA, SPIDER 2000				
4 cyl. - 2.0L (1995 cc)	1982-75	-	690-049	14672
FORD				
ASPIRE				
4 cyl. - 1.3L (1295 cc)	1997-94	-	690-049	14672
COBRA				
8 cyl. - 5.0L (302 CID)	1971-69	-	690-039	14656
8 cyl. - 5.8L (351 CID)	1971-69	-	690-039	14656
8 cyl. - 7.0L (429 CID)	1971-70	-	690-032	14655
ESCORT				
4 cyl. - 1.8L (110 CID)	1996-91	-	690-049	14672
4 cyl. - 1.9L (116 CID)	1996-91	-	690-044	14613
4 cyl. - 2.0L (122 CID)	2002-97	-	690-044	14613
FAIRLANE, RANCHERO, RANCH WAGON				
6 cyl. - 4.1L (250 CID)	1973	-	690-083	14677
	1972-69	-	690-039	14656
8 cyl. - 5.0L (302 CID)	1974-73	-	690-083	14677
	1972-68	-	690-039	14656
8 cyl. - 5.8L (351 CID)	1973	-	690-083	14677
	1972-69	-	690-039	14656
8 cyl. - 6.4L (390 CID)	1971-66	-	690-032	14655
8 cyl. - 6.6L (400 CID)	1972	-	690-039	14656

Make/Model/ Engine	Years	Description	Dorman	Clutch-In!
FORD (continued)				
FAIRLANE, RANCHERO, RANCH WAGON (continued)				
8 cyl. - 7.0L (428 CID)	1970-68	-	690-032	14655
8 cyl. - 7.0L (429 CID)	1972	-	690-039	14656
	1971-69	-	690-032	14655
FAIRMONT				
4 cyl. - 2.3L (140 CID)	1983-78	-	690-044	14613
6 cyl. - 3.3L (200 CID)	1982-78	-	690-083	14677
8 cyl. - 5.0L (302 CID)	1979-78	-	690-083	14677
FALCON				
6 cyl. - 3.3L (200 CID)	1970-67	-	690-041	14667
6 cyl. - 4.1L (250 CID)	1970	-	690-039	14656
8 cyl. - 5.0L (302 CID)	1970-68	-	690-039	14656
8 cyl. - 5.8L (351 CID)	1970	-	690-039	14656
FESTIVA				
4 cyl. - 1.3L (1295 cc)	1993-88	-	690-049	14672
FULL SIZE, GALAXIE 500, LTD				
4 cyl. - 2.3L (140 CID)	1983	-	690-044	14613
6 cyl. - 3.9L (240 CID)	1971-68	-	690-039	14656
8 cyl. - 5.0L (302 CID)	1971-68	-	690-039	14656
8 cyl. - 5.8L (351 CID)	1971-69	-	690-039	14656
8 cyl. - 6.4L (390 CID)	1971-58	-	690-032	14655
8 cyl. - 7.0L (428 CID)	1970-66	-	690-032	14655
8 cyl. - 7.0L (429 CID)	1971-69	-	690-032	14655
GRANADA				
4 cyl. - 2.3L (140 CID)	1982-81	-	690-044	14613
6 cyl. - 3.3L (200 CID)	1977-75	-	690-083	14677
6 cyl. - 4.1L (250 CID)	1980-75	-	690-083	14677
8 cyl. - 5.0L (302 CID)	1979-75	-	690-083	14677
MAVERICK				
6 cyl. - 2.8L (170 CID)	1972	-	690-039	14656
	1971-70	-	690-041	14667
6 cyl. - 3.3L (200 CID)	1977-73	-	690-083	14677
	1972	-	690-039	14656
	1971-70	-	690-041	14667
6 cyl. - 4.1L (250 CID)	1977-73	-	690-083	14677
	1972	-	690-039	14656
	1971-70	-	690-041	14667
8 cyl. - 5.0L (302 CID)	1977-73	-	690-083	14677
	1972-71	-	690-039	14656
MUSTANG, MUSTANG II				
4 cyl. - 2.3L (140 CID)	1993-74	-	690-044	14613
6 cyl. - 3.3L (200 CID)	1982-79	-	690-083	14677
	1970-67	-	690-041	14667
6 cyl. - 3.8L (232 CID)	1995-94	-	690-083	14677
6 cyl. - 4.1L (250 CID)	1973	-	690-083	14677
	1972-69	-	690-039	14656
8 cyl. - 5.0L (302 CID)	1995-73	-	690-083	14677
	1972-68	-	690-039	14656
8 cyl. - 5.8L (351 CID)	1973	-	690-083	14677
	1972-69	-	690-039	14656
8 cyl. - 7.0L (428 CID)	1970-68	-	690-032	14655
8 cyl. - 7.0L (429 CID)	1971-70	-	690-032	14655

Clutch Pilot Bushing and Bearing Applications

Make/Model/ Engine	Years	Description	Dorman	Clutch-In!
FORD (continued)				
PINTO				
4 cyl. - 2.3L (140 CID)	1980-74	-	690-044	14613
PROBE				
4 cyl. - 2.0L (122 CID)	1997-93	-	690-049	14672
4 cyl. - 2.2L (133 CID)	1992-89	-	690-049	14672
6 cyl. - 2.5L (152 CID)	1997-93	-	690-049	14672
6 cyl. - 3.0L (182 CID)	1992-90	-	690-049	14672
THUNDERBIRD				
4 cyl. - 2.3L (140 CID)	1988-83	-	690-044	14613
6 cyl. - 3.8L (232 CID)	1997-89	-	690-083	14677
TORINO, GRAN TORINO				
6 cyl. - 4.1L (250 CID)	1974-73	-	690-083	14677
	1972-69	-	690-039	14656
8 cyl. - 5.0L (302 CID)	1974-73	-	690-083	14677
	1972-68	-	690-039	14656
8 cyl. - 5.8L (351 CID)	1974-73	-	690-083	14677
	1972-69	-	690-039	14656
8 cyl. - 6.6L (400 CID)	1972	-	690-039	14656
8 cyl. - 7.0L (429 CID)	1972	-	690-039	14656
	1971-70	-	690-032	14655
ZX2				
4 cyl. - 2.0L (121 CID)	2004-98	-	690-044	14613
FORD TRUCK				
AEROSTAR				
4 cyl. - 2.3L (140 CID)	1987-86	-	690-044	14613
6 cyl. - 2.8L (171 CID)	1986	-	690-044	14613
6 cyl. - 3.0L (182 CID)	1994-86	-	690-044	14613
B, C, F, L, LN, LNT, LT, LTS600/800				
8 cyl. - 7.0L (429 CID)	1989-80	-	690-053	-
B600/700 SCHOOL BUS				
All	1994-90	Exc. Diesel, w/1.5" Shaft	690-053	-
BRONCO				
6 cyl. - 4.9L (300 CID)	1992-80	-	690-083	14677
8 cyl. - 5.0L (302 CID)	1996-73	-	690-083	14677
	1972-68	-	690-039	14656
8 cyl. - 5.8L (351 CID)	1984-78	-	690-083	14677
8 cyl. - 6.6L (400 CID)	1979-78	-	690-083	14677
BRONCO II				
6 cyl. - 2.9L (177 CID)	1989-85	w/Mitsubishi 5-Speed	690-075	14614
COURIER				
4 cyl. - 1.8L (110 CID)	1980-72	-	690-049	14672
4 cyl. - 2.0L (122 CID)	1982-81	-	690-049	14672
4 cyl. - 2.3L (140 CID)	1982-77	-	690-044	14657
E100/350 SERIES ECONOLINE				
6 cyl. - 2.8L (170 CID)	1970-68	-	690-033	14653
6 cyl. - 3.9L (240 CID)	1974-68	-	690-039	14656
6 cyl. - 4.9L (300 CID)	1989-79	-	690-083	14677
	1978	From 2/79	690-083	14677
	1978	To 2/79	690-039	14656
	1977-72	-	690-039	14656
8 cyl. - 5.0L (302 CID)	1986-79	-	690-083	14677
	1975-68	-	690-039	14656
8 cyl. - 5.8L (351 CID)	1989-79	-	690-083	14677
	1978	From 2/79	690-083	14677

Make/Model/ Engine	Years	Description	Dorman	Clutch-In!
FORD TRUCK (continued)				
E100/350 SERIES ECONOLINE (continued)				
8 cyl. - 5.8L (351 CID) (continued)	1978	To 2/79	690-039	14656
	1977-75	-	690-039	14656
8 cyl. - 7.5L (460 CID)	1979-78	-	690-083	14677
F100/450 SERIES PICKUP, CAB & CHASSIS				
6 cyl. - 3.8L (232 CID)	1983-82	-	690-083	14677
6 cyl. - 3.9L (240 CID)	1974-73	-	690-039	14656
	1972-68	2WD	690-039	14656
6 cyl. - 4.9L (300 CID)	1996-79	-	690-083	14677
	1978	From 2/79	690-083	14677
	1978	To 2/79	690-039	14656
	1977-73	-	690-039	14656
	1972-68	2WD	690-039	14656
8 cyl. - 4.2L (255 CID)	1982-81	-	690-083	14677
8 cyl. - 5.0L (302 CID)	1996-79	-	690-083	14677
	1978	From 2/79	690-083	14677
	1978	To 2/79	690-039	14656
	1977-73	-	690-039	14656
	1972-69	-	690-018	14660
8 cyl. - 5.8L (351 CID)	1997-79	-	690-083	14677
	1978	From 2/79	690-083	14677
	1978	To 2/79	690-039	14656
	1977	-	690-039	14656
8 cyl. - 5.9L (360 CID)	1976-68	-	690-032	14655
8 cyl. - 6.4L (390 CID)	1976-68	-	690-032	14655
8 cyl. - 6.6L (400 CID)	1982-79	-	690-083	14677
	1978	From 2/79	690-083	14677
	1978	To 2/79	690-039	14656
	1977	-	690-039	14656
8 cyl. - 6.9L (421 CID)	1987-84	-	690-083	14677
	1983	-	690-083	14677
8 cyl. - 7.3L (445 CID)	2005-88	-	690-083	14677
8 cyl. - 7.5L (460 CID)	1997-83	-	690-086	14615
	1979-78	-	690-083	14677
F500/900 MEDIUM DUTY CONVENTIONAL CAB				
8 cyl. - 6.4L (389 CID)	1978-64	-	690-032	14655
8 cyl. - 7.0L (429 CID)	1994-79	-	690-079	15437
P SERIES FORWARD CONTROL				
6 cyl. - 3.9L (240 CID)	1972-65	-	690-048	14673
6 cyl. - 4.9L (300 CID)	1976-65	-	690-048	14673
RANGER				
4 cyl. - 2.0L (122 CID)	1989-83	-	690-044	14613
4 cyl. - 2.3L (140 CID)	1997-83	-	690-044	14613
4 cyl. - 2.5L (150 CID)	2004-98	-	690-044	14613
6 cyl. - 2.9L (177 CID)	1992-86	w/Mitsubishi 5-Speed	690-075	14614
6 cyl. - 3.0L (182 CID)	2004-91	-	690-044	14613
HONDA				
ACCORD				
4 cyl. - 1.6L (1599 cc)	1978-76	-	690-047	14670
CIVIC				
4 cyl. - 1.2L (1168 cc)	1973	-	690-047	14670
4 cyl. - 1.2L (1237 cc)	1979-74	-	690-047	14670
4 cyl. - 1.3L (1335 cc)	1983-80	-	690-047	14670
4 cyl. - 1.5L (1487 cc)	1983-75	-	690-047	14670
4 cyl. - 1.5L (1493 cc)	1995-94	4-Door, Japan Built	690-047	14670
	1993	3-Door, w/V-TEC Engine	690-047	14670

Clutch Pilot Bushing and Bearing Applications

Make/Model/ Engine	Years	Description	Dorman	Clutch-In!
HONDA (continued)				
CIVIC (continued)				
4 cyl. - 1.5L (1493 cc)	(continued)			
1993	4-Door		690-047	14670
1992-88	-		690-047	14670
4 cyl. - 1.6L (1590 cc)				
1995-88	-		690-047	14670
CIVIC DEL SOL				
4 cyl. - 1.5L (1493 cc)				
1995-93	-		690-047	14670
4 cyl. - 1.6L (1590 cc)				
1997-93	-		690-047	14670
CR-V				
4 cyl. - 2.0L (1972 cc)				
2001-98	-		690-047	14670
CRX				
4 cyl. - 1.5L (1493 cc)				
1991-88	-		690-047	14670
4 cyl. - 1.6L (1590 cc)				
1991-88	-		690-047	14670
PASSPORT				
4 cyl. - 2.6L (2559 cc)				
1996-94	-		690-048	14673
6 cyl. - 3.2L (3165 cc)				
2002-94	-		690-056	14647
WAGOVAN				
4 cyl. - 1.5L (1487 cc)				
1983-82	-		690-047	14670
4 cyl. - 1.5L (1493 cc)				
1989-88	-		690-047	14670
INFINITI				
G20				
4 cyl. - 2.0L (1998 cc)				
2001	To 12/01		690-089	14658
2000-99	-		690-076	14663
1996-91	Vendor-Hitachi		690-076	14663
1996-91	Vendor-Yashima		690-076	14658
G35				
V6 - 3.5L (3500 cc)				
2005-03	-		690-076	14663
I30				
6 cyl. - 3.0L (2983 cc)				
1999-98	-		690-076	14663
1997	Vendor-Hitachi		690-076	14663
1997	Vendor-Yashima		690-076	14658
1996	Vendor-Hitachi		690-076	14663
1996	Vendor-Yashima		690-076	14658
ISUZU				
I-MARK				
4 cyl. - 1.8L (1817 cc)				
1985-81	-		690-048	14673
IMPULSE				
4 cyl. - 1.9L (1949 cc)				
1986-83	-		690-048	14673
4 cyl. - 2.0L (1994 cc)				
1989-85	-		690-048	14673
4 cyl. - 2.3L (2254 cc)				
1989-88	-		690-048	14673
ISUZU TRUCK				
AMIGO				
4 cyl. - 2.3L (2254 cc)				
1993-89	-		690-048	14673
4 cyl. - 2.6L (2559 cc)				
1994-89	-		690-048	14673
6 cyl. - 3.2L (3165 cc)				
2000-98	-		690-056	14647
PICKUP				
4 cyl. - 1.8L (1817 cc)				
1982-81	-		690-048	14673
4 cyl. - 1.9L (1949 cc)				
1987-83	-		690-048	14673
4 cyl. - 2.2L (2238 cc)				
1987-81	-		690-048	14673
4 cyl. - 2.3L (2254 cc)				
1995-86	-		690-048	14673
4 cyl. - 2.6L (2559 cc)				
1995-88	-		690-048	14673
RODEO				
4 cyl. - 2.6L (2559 cc)				
1997-91	-		690-048	14673
6 cyl. - 3.1L (3137 cc)				
1992-91	-		690-056	14647
6 cyl. - 3.2L (3165 cc)				
2000-93	-		690-056	14647
TROOPER				
4 cyl. - 1.9L (1949 cc)				
1985-84	-		690-048	14673

Make/Model/ Engine	Years	Description	Dorman	Clutch-In!
ISUZU TRUCK (continued)				
TROOPER (continued)				
4 cyl. - 2.2L (2238 cc)				
1987-84	-		690-048	14673
4 cyl. - 2.3L (2254 cc)				
1987-86	-		690-048	14673
4 cyl. - 2.6L (2559 cc)				
1991-88	-		690-048	14673
6 cyl. - 3.2L (3165 cc)				
1997-92	-		690-056	14647
6 cyl. - 3.5L (3500 cc)				
2002-98	-		690-056	14647
VEHICROSS				
6 cyl. - 3.5L (3500 cc)				
2001-99	-		690-056	14647
JEEP				
CHEROKEE, COMANCHE, WAGONEER				
4 cyl. - 2.1L (126 CID)				
1987-85	-		690-048	14673
6 cyl. - 2.8L (173 CID)				
1986-84	-		690-043	14675
6 cyl. - 4.0L (242 CID)				
1991-87	-		690-044	14657
6 cyl. - 4.2L (258 CID)				
1983-80	-		690-064	15415
1979-72	-		690-042	14674
8 cyl. - 5.0L (304 CID)				
1975-74	-		690-042	14674
8 cyl. - 5.9L (360 CID)				
1980	-		690-064	15415
1979-72	-		690-042	14674
8 cyl. - 6.6L (401 CID)				
1978-74	-		690-042	14674
CJ5, CJ6, CJ7, DJ5				
4 cyl. - 2.2L (134 CID)				
1971-68	-		690-019	14662
4 cyl. - 2.5L (151 CID)				
1983-80	-		690-042	14674
6 cyl. - 3.7L (225 CID)				
1971-68	-		690-014	14650
6 cyl. - 3.8L (232 CID)				
1978-76	-		690-043	14675
1975-72	-		690-042	14674
6 cyl. - 4.2L (258 CID)				
1986-80	-		690-064	15415
1979-76	-		690-043	14675
1975-72	-		690-042	14674
8 cyl. - 5.0L (304 CID)				
1981-80	-		690-064	15415
1979-76	-		690-043	14675
1975-72	-		690-042	14674
8 cyl. - 6.6L (401 CID)				
1974	-		690-042	14674
GRAND WAGONEER				
6 cyl. - 4.2L (258 CID)				
1986-84	-		690-064	15415
J10 PICKUP, J20 PICKUP, J SERIES PICKUP				
6 cyl. - 3.8L (232 CID)				
1971-68	wo/Hydrumatic		690-038	14668
6 cyl. - 4.2L (258 CID)				
1987	-		690-044	14657
1986-80	-		690-064	15415
1979-72	-		690-042	14674
8 cyl. - 5.0L (304 CID)				
1975-72	-		690-042	14674
8 cyl. - 5.7L (350 CID)				
1971-69	-		690-014	14650
8 cyl. - 5.9L (360 CID)				
1980	-		690-064	15415
1979-72	-		690-042	14674
8 cyl. - 6.6L (401 CID)				
1978-74	-		690-042	14674
JEEPSTER, JEEPSTER COMMANDO				
4 cyl. - 2.2L (134 CID)				
1971-67	-		690-019	14662
6 cyl. - 3.7L (225 CID)				
1971-67	-		690-014	14650
6 cyl. - 3.8L (232 CID)				
1973-72	-		690-042	14674
6 cyl. - 4.2L (258 CID)				
1973-72	-		690-042	14674
8 cyl. - 5.0L (304 CID)				
1973-72	-		690-042	14674
SCRAMBLER				
4 cyl. - 2.5L (151 CID)				
1983-81	-		690-042	14674

Clutch Pilot Bushing and Bearing Applications

Make/Model/ Engine	Years	Description	Dorman	Clutch-In!
JEEP (continued)				
SCRAMBLER (continued)				
6 cyl. - 4.2L (258 CID)	1985-81	-	690-064	15415
WRANGLER				
6 cyl. - 4.0L (242 CID)	1991	-	690-044	14657
6 cyl. - 4.2L (258 CID)	1990-87	-	690-044	14657
MAZDA				
1200				
4 cyl. - 1.6L (1586 cc)	1971	-	690-049	14672
323				
4 cyl. - 1.6L (1597 cc)	1995-86	-	690-049	14672
616				
4 cyl. - 1.6L (1586 cc)	1971	-	690-049	14672
618				
4 cyl. - 1.8L (1796 cc)	1972	-	690-049	14672
626				
4 cyl. - 2.0L (1970 cc)	1983-79	-	690-049	14672
4 cyl. - 2.0L (1991 cc)	2002-94	-	690-049	14672
4 cyl. - 2.0L (1998 cc)	1987-84	-	690-049	14672
4 cyl. - 2.0L (2000 cc)	1993	-	690-049	14672
4 cyl. - 2.2L (2184 cc)	1993-88	-	690-049	14672
6 cyl. - 2.5L (2497 cc)	2002-93	-	690-049	14672
808				
4 cyl. - 1.6L (1590 cc)	1977-72	-	690-049	14672
929				
6 cyl. - 3.0L (2954 cc)	1989-88	-	690-049	14672
COSMO				
2 cyl. - 1.3L (1308 cc)	1978-76	-	-	14635
GLC				
4 cyl. - 1.3L (1272 cc)	1978-77	-	690-049	14672
4 cyl. - 1.4L (1415 cc)	1980-79	-	690-049	14672
4 cyl. - 1.5L (1490 cc)	1986-81	-	690-049	14672
MIATA				
4 cyl. - 1.6L (1597 cc)	1993-90	-	690-049	14672
4 cyl. - 1.8L (1839 cc)	2004-94	-	690-049	14672
MIZER				
4 cyl. - 1.3L (1272 cc)	1977-76	-	690-049	14672
MPV				
4 cyl. - 2.6L (2606 cc)	1991-89	-	690-049	14672
6 cyl. - 3.0L (2954 cc)	1991-89	-	690-049	14672
MX-3				
4 cyl. - 1.6L (1597 cc)	1995-92	-	690-049	14672
6 cyl. - 1.8L (1845 cc)	1995-92	-	690-049	14672
MX-6				
4 cyl. - 2.0L (1991 cc)	1997-94	-	690-049	14672
4 cyl. - 2.0L (2000 cc)	1993	-	690-049	14672
4 cyl. - 2.2L (2184 cc)	1992-88	-	690-049	14672
6 cyl. - 2.5L (2497 cc)	1997-93	-	690-049	14672
PROTEGE				
4 cyl. - 1.5L (1489 cc)	1998-95	-	690-049	14672
4 cyl. - 1.6L (1589 cc)	2003-99	-	690-049	14672
4 cyl. - 1.8L (1839 cc)	2000-90	-	690-049	14672

Make/Model/ Engine	Years	Description	Dorman	Clutch-In!
MAZDA (continued)				
PROTEGE (continued)				
L4 - 2.0L (2000 cc)	2003-01	-	690-049	14672
R100				
2 cyl. - 1.1L (1146 cc)	1972-71	-	-	14635
RX-2				
2 cyl. - 1.1L (1146 cc)	1974-71	-	-	14635
RX-3				
2 cyl. - 1.1L (1146 cc)	1978-72	-	-	14635
RX-4				
2 cyl. - 1.3L (1308 cc)	1978-74	-	-	14635
RX-7				
2 cyl. - 1.1L (1146 cc)	1985-79	-	-	14635
2 cyl. - 1.3L (1308 cc)	1995-84	-	-	14635
MAZDA TRUCK				
B1600				
4 cyl. - 1.6L (1586 cc)	1976-72	-	690-049	14672
B1800				
4 cyl. - 1.8L (1796 cc)	1978-77	-	690-049	14672
B2000				
4 cyl. - 2.0L (1970 cc)	1984-79	-	690-049	14672
4 cyl. - 2.0L (1998 cc)	1987-86	-	690-049	14672
B2200				
4 cyl. - 2.2L (2184 cc)	1993-87	-	690-049	14672
4 cyl. - 2.2L (2209 cc)	1984-82	-	690-049	14672
B2600				
4 cyl. - 2.6L (2606 cc)	1993-89	-	690-049	14672
ROTARY PICKUP				
2 cyl. - 1.3L (1308 cc)	1977-74	-	-	14635
MERCEDES-BENZ				
190E				
4 cyl. - 2.3L (2299 cc)	1993-85	-	690-049	14672
6 cyl. - 2.6L (2599 cc)	1993-90	-	690-049	14672
300SL, 300TE				
6 cyl. - 3.0L (2962 cc)	1993-90	-	690-049	14672
MERCURY				
BOBCAT				
4 cyl. - 2.3L (140 CID)	1980-75	-	690-044	14613
CAPRI				
4 cyl. - 1.6L (1598 cc)	1994-91	-	690-049	14672
4 cyl. - 2.3L (140 CID)	1986-79	-	690-044	14613
6 cyl. - 3.3L (200 CID)	1982-79	-	690-083	14677
8 cyl. - 5.0L (302 CID)	1986-79	-	690-083	14677
COMET				
6 cyl. - 2.8L (170 CID)	1972	-	690-039	14656
6 cyl. - 2.8L (170 CID)	1971	-	690-041	14667
6 cyl. - 3.3L (200 CID)	1977-73	-	690-083	14677
6 cyl. - 3.3L (200 CID)	1972	-	690-039	14656
6 cyl. - 3.3L (200 CID)	1971-68	-	690-041	14667
6 cyl. - 4.1L (250 CID)	1977-73	-	690-083	14677
6 cyl. - 4.1L (250 CID)	1972-69	-	690-039	14656
8 cyl. - 5.0L (302 CID)	1977-73	-	690-083	14677
8 cyl. - 5.0L (302 CID)	1972-68	-	690-039	14656
COUGAR				
4 cyl. - 2.3L (140 CID)	1986-81	-	690-044	14613
6 cyl. - 3.8L (232 CID)	1995-89	-	690-083	14677

Clutch Pilot Bushing and Bearing Applications

Make/Model/ Engine	Years	Description	Dorman	Clutch-In!
MERCURY (continued)				
COUGAR (continued)				
8 cyl. - 5.0L (302 CID)	1972-68	-	690-039	14656
8 cyl. - 5.8L (351 CID)	1973	-	690-083	14677
	1972-69	-	690-039	14656
8 cyl. - 7.0L (428 CID)	1970-68	-	690-032	14655
8 cyl. - 7.0L (429 CID)	1971	-	690-032	14655
CYCLONE, MONTEGO				
6 cyl. - 4.1L (250 CID)	1973	-	690-083	14677
	1972-69	-	690-039	14656
8 cyl. - 5.0L (302 CID)	1974-73	-	690-083	14677
	1972-68	-	690-039	14656
8 cyl. - 5.8L (351 CID)	1973	-	690-083	14677
	1972-69	-	690-039	14656
8 cyl. - 6.6L (400 CID)	1972	-	690-039	14656
8 cyl. - 7.0L (429 CID)	1972	-	690-039	14656
	1971-70	-	690-032	14655
FULL SIZE, COMMUTER, MARAUDER, MARQUIS, MONTCLAIR, MONTEREY, PARKLANE				
4 cyl. - 2.3L (140 CID)	1983	-	690-044	14613
8 cyl. - 5.0L (302 CID)	1971	-	690-039	14656
8 cyl. - 5.8L (351 CID)	1971	-	690-039	14656
8 cyl. - 6.4L (390 CID)	1970-61	-	690-032	14655
8 cyl. - 7.0L (428 CID)	1970-66	-	690-032	14655
8 cyl. - 7.0L (429 CID)	1971-69	-	690-032	14655
MONARCH				
6 cyl. - 3.3L (200 CID)	1977-75	-	690-083	14677
6 cyl. - 4.1L (250 CID)	1980-75	-	690-083	14677
8 cyl. - 5.0L (302 CID)	1979-75	-	690-083	14677
TRACER				
4 cyl. - 1.6L (98 CID)	1989-87	-	690-049	14672
4 cyl. - 1.8L (110 CID)	1996-91	-	690-049	14672
4 cyl. - 1.9L (116 CID)	1996-91	-	690-044	14613
4 cyl. - 2.0L (122 CID)	1999-97	-	690-044	14613
ZEPHYR				
4 cyl. - 2.3L (140 CID)	1983-78	-	690-044	14613
6 cyl. - 3.3L (200 CID)	1982-78	-	690-044	14613
8 cyl. - 5.0L (302 CID)	1979-78	-	690-044	14677
MERKUR				
SCORPIO				
6 cyl. - 2.9L (2900 cc)	1989-88	-	690-044	14613
XR4TI				
4 cyl. - 2.3L (140 CID)	1989-85	-	690-044	14613
MITSUBISHI				
STARION				
4 cyl. - 2.6L (2555 cc)	1989-83	-	690-047	14670
MITSUBISHI TRUCK				
MIGHTY MAX, PICKUP				
4 cyl. - 2.0L (1997 cc)	1989-83	-	690-047	14670
4 cyl. - 2.3L (2346 cc)	1985-83	-	690-047	14670
4 cyl. - 2.4L (2350 cc)	1996-90	-	690-047	14670
4 cyl. - 2.6L (2555 cc)	1989-83	-	690-047	14670
6 cyl. - 3.0L (2972 cc)	1994-90	-	690-048	14673

Make/Model/ Engine	Years	Description	Dorman	Clutch-In!
MITSUBISHI TRUCK (continued)				
MONTERO, MONTERO SPORT				
4 cyl. - 2.6L (2555 cc)	1989-83	-	690-047	14670
6 cyl. - 3.0L (2972 cc)	2003-89	-	690-048	14673
6 cyl. - 3.5L (3490 cc)	2000-94	-	690-048	14673
NISSAN				
200SX				
4 cyl. - 1.8L (1809 cc)	1986-84	Vendor-Hitachi	690-076	14663
	1986-84	Vendor-Yashima	690-076	14658
4 cyl. - 2.0L (1952 cc)	1981-77	-	690-076	14658
4 cyl. - 2.0L (1974 cc)	1988-84	Vendor-Hitachi	690-076	14663
	1988-84	Vendor-Yashima	690-076	14658
4 cyl. - 2.0L (1998 cc)	1998-95	Vendor-Hitachi	690-076	14663
	1998-95	Vendor-Yashima	690-076	14658
4 cyl. - 2.2L (2187 cc)	1983-82	-	690-076	14658
6 cyl. - 3.0L (2960 cc)	1988-87	Vendor-Hitachi	690-076	14663
	1988-87	Vendor-Yashima	690-076	14658
210				
4 cyl. - 1.2L (1237 cc)	1982-79	-	690-051	14678
4 cyl. - 1.4L (1393 cc)	1982-79	-	690-051	14678
4 cyl. - 1.5L (1491 cc)	1982-80	-	690-051	14678
240SX				
4 cyl. - 2.4L (2389 cc)	1998-97	-	690-076	14663
	1996-89	Vendor-Hitachi	690-076	14663
	1996-89	Vendor-Yashima	690-076	14658
240Z				
6 cyl. - 2.4L (2393 cc)	1973-70	-	690-076	14658
260Z				
6 cyl. - 2.6L (2565 cc)	1974	-	690-076	14658
280Z				
6 cyl. - 2.8L (2753 cc)	1978-75	-	690-076	14658
280ZX				
6 cyl. - 2.8L (2753 cc)	1983-78	-	690-076	14658
300ZX				
6 cyl. - 3.0L (2960 cc)	1996-84	Vendor-Hitachi	690-076	14663
	1996-84	Vendor-Yashima	690-076	14658
350Z				
V6 - 3.5L (3500 cc)	2005-03	-	690-076	14663
510				
4 cyl. - 1.6L (1595 cc)	1973-68	-	690-076	14658
4 cyl. - 2.0L (1952 cc)	1981-78	-	690-076	14658
610				
4 cyl. - 2.0L (1952 cc)	1976-73	-	690-076	14658
710				
4 cyl. - 1.8L (1770 cc)	1974	-	690-076	14658
4 cyl. - 2.0L (1952 cc)	1977-75	-	690-076	14658
810				
6 cyl. - 2.4L (2393 cc)	1981-77	-	690-076	14658
6 cyl. - 2.8L (2793 cc)	1981	-	690-076	14658
ALTIMA				
4 cyl. - 2.4L (2389 cc)	2001-97	-	690-076	14663
	1996-93	Vendor-Hitachi	690-076	14663
	1996-93	Vendor-Yashima	690-076	14658
V6 - 3.5L (3500 cc)	2005-02	-	690-076	14663
AXXESS				
4 cyl. - 2.4L (2389 cc)	1990	Vendor-Hitachi	690-076	14663
	1990	Vendor-Yashima	690-076	14658

Clutch Pilot Bushing and Bearing Applications

Make/Model/ Engine	Years	Description	Dorman	Clutch-In!
NISSAN (continued)				
B110, 1200				
4 cyl. - 1.2L (1171 cc)	1973-71	-	690-051	14678
B210, B310				
4 cyl. - 1.3L (1288 cc)	1974	-	690-051	14678
4 cyl. - 1.4L (1393 cc)	1978-75	-	690-051	14678
F10				
4 cyl. - 1.4L (1393 cc)	1978-76	-	690-051	14678
MAXIMA				
6 cyl. - 2.4L (2393 cc)	1984-82	Vendor-Hitachi	690-076	14663
	1984-82	Vendor-Yashima	690-076	14658
6 cyl. - 2.8L (2793 cc)	1983-82	-	690-076	14658
6 cyl. - 3.0L (2960 cc)	1994-85	Vendor-Hitachi	690-076	14663
	1994-85	Vendor-Yashima	690-076	14658
6 cyl. - 3.0L (2988 cc)	2001-97	-	690-076	14663
	1996-95	Vendor-Hitachi	690-076	14663
	1996-95	Vendor-Yashima	690-076	14658
V6 - 3.5L (3500 cc)	2005-02	-	690-076	14663
NX				
4 cyl. - 2.0L (2000 cc)	1993-91	Vendor-Hitachi	690-076	14663
	1993-91	Vendor-Yashima	690-076	14658
PL311				
4 cyl. - 1.6L (1595 cc)	1971-68	Vendor-Hitachi	690-076	14663
	1971-68	Vendor-Yashima	690-076	14658
PL521				
4 cyl. - 1.6L (1595 cc)	1972-70	Vendor-Hitachi	690-076	14663
	1972-70	Vendor-Yashima	690-076	14658
PULSAR, PULSAR NX				
4 cyl. - 1.6L (1597 cc)	1990-87	Vendor-Hitachi	690-076	14663
	1990-87	Vendor-Yashima	690-076	14658
4 cyl. - 1.8L (1809 cc)	1989-88	Vendor-Hitachi	690-076	14663
	1989-88	Vendor-Yashima	690-076	14658
SENTRA				
4 cyl. - 1.7L (1688 cc)	1987-83	Vendor-Hitachi	690-076	14663
	1987-83	Vendor-Yashima	690-076	14658
4 cyl. - 2.0L (1998 cc)	2002-98	-	690-076	14663
4 cyl. - 2.0L (2000 cc)	1994-91	Vendor-Hitachi	690-076	14663
	1994-91	Vendor-Yashima	690-076	14658
STANZA				
4 cyl. - 2.0L (1974 cc)	1989-82	Vendor-Hitachi	690-076	14663
	1989-82	Vendor-Yashima	690-076	14658
4 cyl. - 2.4L (2389 cc)	1992-90	Vendor-Hitachi	690-076	14663
	1992-90	Vendor-Yashima	690-076	14658
VAN				
4 cyl. - 2.4L (2389 cc)	1990-87	Vendor-Hitachi	690-076	14663
	1990-87	Vendor-Yashima	690-076	14658
NISSAN TRUCK				
620 PICKUP				
4 cyl. - 1.6L (1595 cc)	1973-72	-	690-076	14658
4 cyl. - 1.8L (1770 cc)	1974	-	690-076	14658
4 cyl. - 2.0L (1952 cc)	1979-75	-	690-076	14658
720 PICKUP				
4 cyl. - 2.0L (1952 cc)	1985-80	Vendor-Hitachi	690-076	14663
	1985-80	Vendor-Yashima	690-076	14658
4 cyl. - 2.2L (2164 cc)	1983-81	SD22 Diesel Eng	690-076	14658
4 cyl. - 2.2L (2187 cc)	1983-81	Z22 Gas Eng, Vendor-Hitachi	690-076	14663
	1983-81	Z22 Gas Eng, Vendor-Yashima	690-076	14658
4 cyl. - 2.4L (2389 cc)	1986-83	Vendor-Hitachi	690-076	14663
	1986-83	Vendor-Yashima	690-076	14658

Make/Model/ Engine	Years	Description	Dorman	Clutch-In!
NISSAN TRUCK (continued)				
720 PICKUP (continued)				
4 cyl. - 2.5L (2488 cc)	1986-83	-	690-076	14658
FRONTIER				
4 cyl. - 2.4L (2389 cc)	2004-98	-	690-076	14663
6 cyl. - 3.3L (3275 cc)	2004-99	-	690-076	14663
PATHFINDER				
4 cyl. - 2.4L (2389 cc)	1989-87	Vendor-Hitachi	690-076	14663
	1989-87	Vendor-Yashima	690-076	14658
6 cyl. - 3.0L (2960 cc)	1995-87	Vendor-Hitachi	690-076	14663
	1995-87	Vendor-Yashima	690-076	14658
6 cyl. - 3.3L (3275 cc)	2000-97	-	690-076	14663
	1996	Vendor-Hitachi	690-076	14663
	1996	Vendor-Yashima	690-076	14658
V6 - 3.5L (3500 cc)	2004-01	-	690-076	14663
PICKUP, D21 PICKUP				
4 cyl. - 2.4L (2389 cc)	1997-86	Vendor-Hitachi	690-076	14663
	1997-86	Vendor-Yashima	690-076	14658
6 cyl. - 3.0L (2960 cc)	1995-87	Vendor-Hitachi	690-076	14663
	1995-87	Vendor-Yashima	690-076	14658
UD1100				
4 cyl. - 3.5L (3465 cc)	1991-89	Vendor-Hitachi	690-076	14663
	1991-89	Vendor-Yashima	690-076	14658
UD1300				
6 cyl. - 4.2L (4163 cc)	1993-92	Vendor-Hitachi	690-076	14663
	1993-92	Vendor-Yashima	690-076	14658
XTERRA				
4 cyl. - 2.4L (2389 cc)	2004-00	-	690-076	14663
6 cyl. - 3.3L (3275 cc)	2004-00	-	690-076	14663
OLDSMOBILE				
442				
8 cyl. - 5.7L (350 CID)	1970-68	-	690-023	14665
8 cyl. - 7.5L (455 CID)	1971-68	-	690-023	14665
CALAIS, CUTLASS CALAIS				
4 cyl. - 2.5L (151 CID)	1991-85	-	-	14646
6 cyl. - 3.8L (231 CID)	1981-78	-	690-014	14650
8 cyl. - 4.3L (260 CID)	1979-78	-	690-023	14665
8 cyl. - 5.0L (305 CID)	1979-78	-	690-014	14650
8 cyl. - 5.7L (350 CID)	1979	-	690-014	14650
CUTLASS, CUTLASS SUPREME				
6 cyl. - 3.8L (231 CID)	1981-77	-	690-014	14650
6 cyl. - 4.1L (250 CID)	1976-67	-	690-014	14650
8 cyl. - 4.3L (260 CID)	1979-75	-	690-023	14665
8 cyl. - 5.0L (305 CID)	1979-78	-	690-014	14650
8 cyl. - 5.7L (350 CID)	1979-75	-	690-014	14650
	1974-68	-	690-023	14665
8 cyl. - 7.5L (455 CID)	1976-70	-	690-023	14665
F-85				
6 cyl. - 4.1L (250 CID)	1971-66	-	690-014	14650
8 cyl. - 5.7L (350 CID)	1972-68	-	690-023	14665
8 cyl. - 7.5L (455 CID)	1972-70	-	690-023	14665
FULL SIZE, JETSTAR 1, TORONADO				
8 cyl. - 7.5L (455 CID)	1975-67	-	690-023	14665
OMEGA				
4 cyl. - 2.5L (151 CID)	1984-79	-	-	14646

Clutch Pilot Bushing and Bearing Applications

Make/Model/ Engine	Years	Description	Dorman	Clutch-In!
OLDSMOBILE (continued)				
OMEGA (continued)				
6 cyl. - 2.8L (173 CID)	1979	-	690-014	14650
6 cyl. - 3.8L (231 CID)	1979-77	-	690-014	14650
6 cyl. - 4.1L (250 CID)	1976-73	-	690-014	14650
8 cyl. - 4.3L (260 CID)	1977-75	-	690-023	14665
8 cyl. - 5.0L (305 CID)	1979-77	-	690-014	14650
8 cyl. - 5.7L (350 CID)	1979-76	-	690-014	14650
	1975-73	-	690-023	14665
STARFIRE				
4 cyl. - 2.3L (140 CID)	1977-76	-	690-014	14650
4 cyl. - 2.5L (151 CID)	1980-78	-	690-014	14650
6 cyl. - 3.8L (231 CID)	1980-75	-	690-014	14650
8 cyl. - 5.0L (305 CID)	1979-77	-	690-014	14650
OPEL				
1900				
4 cyl. - 1.9L (1898 cc)	1975-71	-	690-044	14613
ISUZU				
4 cyl. - 1.8L (1816 cc)	1979-76	-	690-048	14673
MANTA				
4 cyl. - 1.9L (1898 cc)	1975-73	-	690-044	14613
OPEL GT				
4 cyl. - 1.9L (1898 cc)	1973-71	-	690-044	14613
PEUGEOT				
504, 505				
6 cyl. - 2.8L (2849 cc)	1989-87	-	690-048	14673
604				
6 cyl. - 2.7L (2664 cc)	1978-77	-	690-048	14673
6 cyl. - 2.8L (2839 cc)	1979	-	690-048	14673
PLYMOUTH				
ARROW				
4 cyl. - 1.6L (1597 cc)	1980-76	-	690-047	14670
4 cyl. - 2.0L (2000 cc)	1978-76	-	690-047	14670
BARRACUDA, CUDA				
6 cyl. - 3.2L (198 CID)	1971-70	-	690-005	14652
6 cyl. - 3.7L (225 CID)	1972-65	-	690-005	14652
8 cyl. - 5.2L (318 CID)	1974-68	-	690-005	14652
8 cyl. - 5.6L (340 CID)	1973-68	-	690-005	14652
8 cyl. - 5.9L (360 CID)	1974	-	690-005	14652
8 cyl. - 6.3L (383 CID)	1971-67	-	690-005	14652
8 cyl. - 7.0L (426 CID)	1971-70	-	690-005	14652
8 cyl. - 7.2L (440 CID)	1971-70	-	690-005	14652
BELVEDERE				
6 cyl. - 3.7L (225 CID)	1970-65	-	690-005	14652
8 cyl. - 5.2L (318 CID)	1970-65	-	690-005	14652
8 cyl. - 6.3L (383 CID)	1970-65	-	690-005	14652
8 cyl. - 7.0L (426 CID)	1970-65	-	690-005	14652
8 cyl. - 7.2L (440 CID)	1970-67	-	690-005	14652
CHAMP				
4 cyl. - 1.6L (1597 cc)	1980-79	-	690-047	14670
CONQUEST				
4 cyl. - 2.6L (2555 cc)	1986-84	-	690-047	14670

Make/Model/ Engine	Years	Description	Dorman	Clutch-In!
PLYMOUTH (continued)				
CRICKET				
4 cyl. - 1.5L (1498 cc)	1973-71	-	690-047	14670
DUSTER				
6 cyl. - 3.2L (198 CID)	1974-70	-	690-005	14652
6 cyl. - 3.7L (225 CID)	1976-70	-	690-005	14652
8 cyl. - 5.2L (318 CID)	1976-70	-	690-005	14652
8 cyl. - 5.6L (340 CID)	1973-70	-	690-005	14652
8 cyl. - 5.9L (360 CID)	1976-74	-	690-005	14652
FURY, FURY I, FURY II, FURY III				
6 cyl. - 3.7L (225 CID)	1978-68	-	690-005	14652
8 cyl. - 5.2L (318 CID)	1978-68	-	690-005	14652
8 cyl. - 5.9L (360 CID)	1978-71	-	690-005	14652
8 cyl. - 6.3L (383 CID)	1971-68	-	690-005	14652
8 cyl. - 7.2L (440 CID)	1978-68	-	690-005	14652
ROADRUNNER				
8 cyl. - 5.2L (318 CID)	1975-68	-	690-005	14652
8 cyl. - 5.6L (340 CID)	1973-71	-	690-005	14652
8 cyl. - 5.9L (360 CID)	1975-74	-	690-005	14652
8 cyl. - 6.3L (383 CID)	1971-68	-	690-005	14652
8 cyl. - 7.0L (426 CID)	1971-68	-	690-005	14652
8 cyl. - 7.2L (440 CID)	1974-69	-	690-005	14652
SAPPORO				
4 cyl. - 1.6L (1597 cc)	1979-78	-	690-047	14670
4 cyl. - 2.6L (2555 cc)	1983-78	-	690-047	14670
SATELLITE				
6 cyl. - 3.7L (225 CID)	1974-71	-	690-005	14652
8 cyl. - 5.2L (318 CID)	1974-68	-	690-005	14652
8 cyl. - 5.6L (340 CID)	1972	-	690-005	14652
8 cyl. - 5.9L (360 CID)	1974	-	690-005	14652
8 cyl. - 6.3L (383 CID)	1971-68	-	690-005	14652
8 cyl. - 7.0L (426 CID)	1971	-	690-005	14652
8 cyl. - 7.2L (440 CID)	1974-71	-	690-005	14652
SCAMP				
6 cyl. - 3.2L (198 CID)	1974-71	-	690-005	14652
6 cyl. - 3.7L (225 CID)	1976-71	-	690-005	14652
8 cyl. - 5.2L (318 CID)	1976-71	-	690-005	14652
SUPERBIRD				
8 cyl. - 7.2L (440 CID)	1970	-	690-005	14652
VALIANT				
6 cyl. - 3.2L (198 CID)	1974-70	-	690-005	14652
6 cyl. - 3.7L (225 CID)	1976-62	-	690-005	14652
8 cyl. - 5.2L (318 CID)	1976-68	-	690-005	14652
8 cyl. - 5.9L (360 CID)	1976	-	690-005	14652
VOLARE				
6 cyl. - 3.7L (225 CID)	1980-76	-	690-005	14652
8 cyl. - 5.2L (318 CID)	1980-76	-	690-005	14652
8 cyl. - 5.9L (360 CID)	1980-76	-	690-005	14652

Clutch Pilot Bushing and Bearing Applications

Make/Model/ Engine	Years	Description	Dorman	Clutch-In!
PLYMOUTH TRUCK				
ARROW PICKUP				
4 cyl. - 2.0L (122 CID)	1982-79	-	690-047	14670
4 cyl. - 2.6L (156 CID)	1982-79	-	690-047	14670
PB SERIES VAN				
6 cyl. - 3.7L (225 CID)	1983-74	-	690-005	14652
8 cyl. - 5.2L (318 CID)	1983-74	-	690-005	14652
8 cyl. - 5.9L (360 CID)	1983-74	-	690-005	14652
8 cyl. - 7.2L (440 CID)	1978-74	-	690-005	14652
TRAILDUSTER				
6 cyl. - 3.7L (225 CID)	1980-74	-	690-005	14652
8 cyl. - 5.2L (318 CID)	1981-74	-	690-005	14652
8 cyl. - 5.9L (360 CID)	1981-74	-	690-005	14652
8 cyl. - 6.6L (400 CID)	1978-76	-	690-005	14652
8 cyl. - 7.2L (440 CID)	1978-74	-	690-005	14652
PONTIAC				
ASTRE				
4 cyl. - 2.3L (140 CID)	1977-75	-	690-014	14650
4 cyl. - 2.5L (151 CID)	1977	-	690-014	14650
FIERO				
4 cyl. - 2.5L (151 CID)	1988-84	-	-	14646
FIREBIRD				
4 cyl. - 2.5L (151 CID)	1986-82	-	690-014	14650
6 cyl. - 2.8L (173 CID)	1989-82	-	690-056	14647
6 cyl. - 3.1L (189 CID)	1992-90	-	690-056	14647
6 cyl. - 3.4L (207 CID)	1995-93	-	690-056	14647
6 cyl. - 3.8L (231 CID)	1981-77	-	690-014	14650
6 cyl. - 4.1L (250 CID)	1976-68	-	690-014	14650
8 cyl. - 4.9L (301 CID)	1981-77	-	690-023	14665
8 cyl. - 5.0L (305 CID)	1992-77	-	690-014	14650
8 cyl. - 5.7L (350 CID)	2002-68	Bearing	690-057	15431
	2002-68	Bushing	690-014	14650
8 cyl. - 6.6L (400 CID)	1979-67	-	690-023	14665
8 cyl. - 6.6L (403 CID)	1979-77	-	690-023	14665
8 cyl. - 7.5L (455 CID)	1976-71	-	690-023	14665
GRAND AM				
4 cyl. - 2.5L (151 CID)	1991-85	-	-	14646
6 cyl. - 3.8L (231 CID)	1979	-	690-014	14650
8 cyl. - 4.9L (301 CID)	1980-78	-	690-023	14665
8 cyl. - 5.0L (305 CID)	1980-78	-	690-014	14650
8 cyl. - 5.7L (350 CID)	1975-73	-	690-023	14665
8 cyl. - 6.6L (400 CID)	1975-73	-	690-023	14665
8 cyl. - 7.5L (455 CID)	1975-73	-	690-023	14665
GRAND PRIX				
6 cyl. - 3.8L (231 CID)	1981-78	-	690-014	14650
8 cyl. - 4.9L (301 CID)	1980-77	-	690-023	14665
8 cyl. - 5.0L (305 CID)	1980-78	-	690-014	14650
8 cyl. - 5.7L (350 CID)	1977	-	690-014	14650
	1976	-	690-023	14665

Make/Model/ Engine	Years	Description	Dorman	Clutch-In!
PONTIAC (continued)				
GRAND PRIX (continued)				
8 cyl. - 6.6L (400 CID)	1977-68	-	690-023	14665
8 cyl. - 6.6L (403 CID)	1977	-	690-023	14665
8 cyl. - 7.5L (455 CID)	1976-70	-	690-023	14665
GTO				
8 cyl. - 5.7L (350 CID)	1970	-	690-023	14665
8 cyl. - 6.6L (400 CID)	1971-68	-	690-023	14665
8 cyl. - 7.5L (455 CID)	1971-70	-	690-023	14665
V8 - 5.7L (350 CID)				
	2004	Bearing	690-057	15431
	2004	Bushing	690-014	14650
V8 - 6.0L (364 CID)				
	2005	Bearing	690-057	15431
	2005	Bushing	690-014	14650
LEMANS, GRAND LEMANS				
6 cyl. - 3.8L (229 CID)	1980	-	690-014	14650
6 cyl. - 3.8L (231 CID)	1981-77	-	690-014	14650
6 cyl. - 4.1L (250 CID)	1976-68	-	690-014	14650
8 cyl. - 4.3L (260 CID)	1976	-	690-023	14665
8 cyl. - 4.9L (301 CID)	1980-77	-	690-023	14665
8 cyl. - 5.0L (305 CID)	1980-77	-	690-014	14650
8 cyl. - 5.7L (350 CID)	1979-77	-	690-014	14650
	1976-68	-	690-023	14665
8 cyl. - 6.6L (400 CID)	1977-68	-	690-023	14665
8 cyl. - 6.6L (403 CID)	1977	-	690-023	14665
8 cyl. - 7.5L (455 CID)	1976-70	-	690-023	14665
PHOENIX				
4 cyl. - 2.5L (151 CID)	1984-80	-	-	14646
	1979-77	-	690-014	14650
6 cyl. - 3.8L (231 CID)	1979-77	-	690-014	14650
8 cyl. - 5.0L (305 CID)	1979-77	-	690-014	14650
8 cyl. - 5.7L (350 CID)	1979-77	-	690-014	14650
SUNBIRD, J2000				
4 cyl. - 2.3L (140 CID)	1977-76	-	690-014	14650
4 cyl. - 2.5L (151 CID)	1980-77	-	690-014	14650
6 cyl. - 3.8L (231 CID)	1980-76	-	690-014	14650
8 cyl. - 5.0L (305 CID)	1979-78	-	690-014	14650
T1000				
4 cyl. - 1.6L (98 CID)	1987-81	-	690-056	14647
TEMPEST				
6 cyl. - 4.1L (250 CID)	1970-68	-	690-014	14650
8 cyl. - 5.7L (350 CID)	1970-68	-	690-023	14665
8 cyl. - 6.6L (400 CID)	1970-67	-	690-023	14665
VENTURA				
4 cyl. - 2.5L (151 CID)	1977	-	690-014	14650
6 cyl. - 3.8L (231 CID)	1977	-	690-014	14650
6 cyl. - 4.1L (250 CID)	1976-71	-	690-014	14650
8 cyl. - 4.3L (260 CID)	1976-75	-	690-023	14665
8 cyl. - 4.9L (301 CID)	1977	-	690-023	14665
8 cyl. - 5.0L (305 CID)	1977	-	690-014	14650
8 cyl. - 5.0L (307 CID)	1972-71	-	690-014	14650

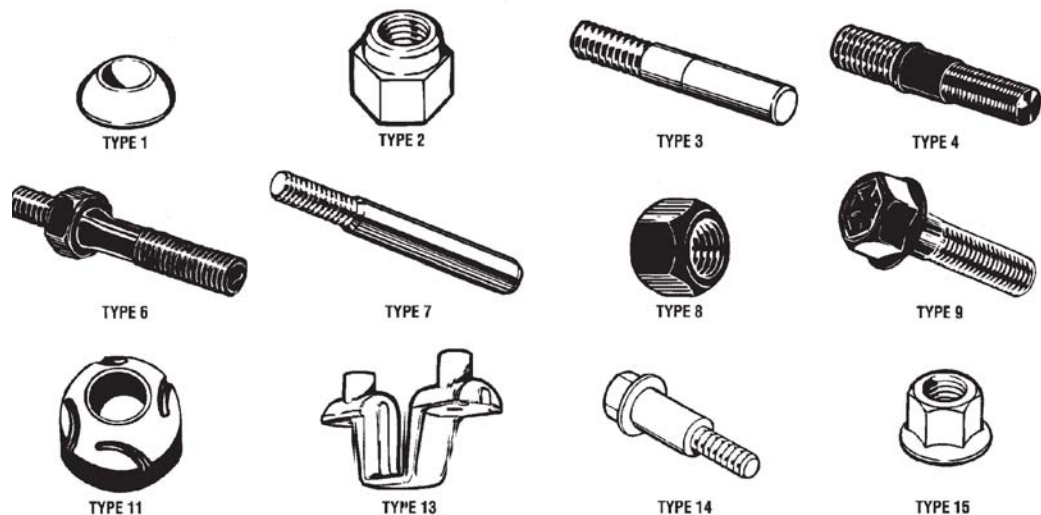
Clutch Pilot Bushing and Bearing Applications

Make/Model/ Engine	Years	Description	Dorman	Clutch-In!
PONTIAC (continued)				
VENTURA				
8 cyl. - 5.7L (350 CID)				
	1977	-	690-014	14650
	1976-73	-	690-023	14665
RENAULT				
R17				
4 cyl. - 1.6L (1565 cc)				
	1974	-	690-048	14673
4 cyl. - 1.6L (1647 cc)				
	1979-74	-	690-048	14673
R18I				
4 cyl. - 1.6L (1647 cc)				
	1983-81	-	690-048	14673
4 cyl. - 2.2L (2152 cc)				
	1986-84	-	690-048	14673
SAAB				
900				
4 cyl. - 2.0L (1985 cc)				
	1990-79	-	690-049	14672
4 cyl. - 2.1L (2119 cc)				
	1994-91	-	690-049	14672
9000				
4 cyl. - 2.0L (1985 cc)				
	1990-86	-	690-049	14672
4 cyl. - 2.3L (2290 cc)				
	1996-90	-	690-049	14672
4 cyl. - 2.3L (2294 cc)				
	1991	-	690-049	14672
6 cyl. - 3.0L (2961 cc)				
	1996-95	-	690-049	14672
99				
4 cyl. - 1.7L (1709 cc)				
	1971	-	690-049	14672
4 cyl. - 1.9L (1854 cc)				
	1972	-	690-049	14672
4 cyl. - 2.0L (1985 cc)				
	1980-73	-	690-049	14672
SUBARU				
BRAT				
4 cyl. - 1.8L (1781 cc)				
	1987-81	-	690-046	14671
DELUXE, STANDARD, STAR				
4 cyl. - 1.8L (1781 cc)				
	1989-81	-	690-046	14671
DL, FE, GF, GL, GLF, GL-10, RX				
4 cyl. - 1.8L (1781 cc)				
	1989-81	-	690-046	14671
FORESTER				
4 cyl. - 2.5L (2458 cc)				
	2000-98	-	690-046	14671
IMPREZA				
4 cyl. - 1.8L (1800 cc)				
	1997-93	-	690-046	14671
4 cyl. - 2.2L (2212 cc)				
	2000-95	-	690-046	14671
4 cyl. - 2.5L (2458 cc)				
	2000-98	-	690-046	14671
LEGACY				
4 cyl. - 2.2L (2212 cc)				
	1999-90	-	690-046	14671
4 cyl. - 2.5L (2458 cc)				
	2000-96	-	690-046	14671
LOYALE				
4 cyl. - 1.8L (1781 cc)				
	1994-90	-	690-046	14671
XT				
4 cyl. - 1.8L (1781 cc)				
	1991-85	-	690-046	14671
XT6				
6 cyl. - 2.7L (2672 cc)				
	1991-88	-	690-046	14671
TOYOTA				
CARINA				
4 cyl. - 1.6L (1588 cc)				
	1973-72	2TC	690-045	14669
CELICA				
4 cyl. - 1.9L (1859 cc)				
	1971	8RC	690-046	14671
4 cyl. - 2.0L (1968 cc)				
	1974-72	18RC	690-046	14671
4 cyl. - 2.2L (2189 cc)				
	1980-75	20R	690-046	14671
COROLLA				
4 cyl. - 1.2L (1166 cc)				
	1979-69	3KC	690-045	14669

Make/Model/ Engine	Years	Description	Dorman	Clutch-In!
TOYOTA (continued)				
COROLLA (continued)				
4 cyl. - 1.6L (1588 cc)				
	1979-71	2TC	690-045	14669
CORONA				
4 cyl. - 1.9L (1859 cc)				
	1971-68	8R	690-046	14671
4 cyl. - 1.9L (1879 cc)				
	1971-68	8RC	690-046	14671
	1970-68	3RC	690-046	14671
4 cyl. - 2.0L (1968 cc)				
	1974-72	18RC	690-046	14671
4 cyl. - 2.2L (2189 cc)				
	1980-75	20R	690-046	14671
CORONA MARK II				
4 cyl. - 1.9L (1859 cc)				
	1971-69	8R	690-046	14671
	1971-69	8RC	690-046	14671
	1970-69	3RC	690-046	14671
4 cyl. - 2.0L (1968 cc)				
	1972	18RC	690-046	14671
6 cyl. - 2.6L (2563 cc)				
	1976-73	4M	690-046	14671
CROWN				
6 cyl. - 2.3L (2253 cc)				
	1972-68	2M	690-046	14671
STARLET				
4 cyl. - 1.3L (1290 cc)				
	1981	4KC, To 10/80	690-045	14669
SUPRA				
6 cyl. - 2.6L (2563 cc)				
	1980-79	4ME	690-046	14671
TERCEL				
4 cyl. - 1.5L (1450 cc)				
	1980	1AC	690-045	14669
TOYOTA TRUCK				
LAND CRUISER				
6 cyl. - 3.9L (3878 cc)				
	1974-69	-	690-049	14672
PICKUP				
4 cyl. - 1.9L (1858 cc)				
	1971-70	8RC	690-046	14671
	1970	3RC	690-046	14671
4 cyl. - 2.0L (1968 cc)				
	1974-72	18RC	690-046	14671
4 cyl. - 2.2L (2189 cc)				
	1980-75	20R	690-046	14671
VOLVO				
142, 144, 145				
4 cyl. - 2.0L (1990 cc)				
	1974-69	-	690-049	14672
164				
6 cyl. - 3.0L (2980 cc)				
	1975-70	-	690-049	14672
1800				
4 cyl. - 2.0L (1990 cc)				
	1973-69	-	690-049	14672
240, 242, 244, 245				
4 cyl. - 2.0L (1990 cc)				
	1975	-	690-049	14672
4 cyl. - 2.1L (2127 cc)				
	1985-76	-	690-049	14672
4 cyl. - 2.3L (2316 cc)				
	1993-83	-	690-049	14672
262, 264, 265				
6 cyl. - 2.4L (2383 cc)				
	1981-80	-	690-065	15420
6 cyl. - 2.7L (2673 cc)				
	1979-76	-	690-065	15420
6 cyl. - 2.8L (2849 cc)				
	1982-80	-	690-065	15420
740, 745, 760				
4 cyl. - 2.3L (2316 cc)				
	1992-84	-	690-049	14672
6 cyl. - 2.8L (2849 cc)				
	1990-83	-	690-065	15420
780				
4 cyl. - 2.3L (2316 cc)				
	1991-89	-	690-049	14672
6 cyl. - 2.8L (2849 cc)				
	1990-87	-	690-065	15420
940				
4 cyl. - 2.3L (2316 cc)				
	1993-91	-	690-049	14672

Section 19

Valve Rocker Arm Components



Type	Description	Size	Application	Part # (Qty.)
1	Rocker Ball	12mm ID x 22.4mm OD	AMC, GM	693-027 (10)
1	Rocker Ball	3/8" ID x 13/16" OD	GM, Ford	693-001 (10)
1	Rocker Ball	3/8" ID x 15/16" OD	GM	693-002 (10)
1	Rocker Ball	7/16" ID x 7/8" OD	AMC, GM	693-013 (10)
2	Lock Nut	3/8"-24	GM	693-003 (10)
3	Stud	3/8"-24 x 2-1/2" (.003" Oversize)	GM	693-005 (10)
3	Stud	3/8"-24 x 2-3/4" (0.372" Dia.)	Ford	693-014 (10)
4	Screw-in Repl. Stud for 693-005	3/8"-24 x 7/16"-14 x 2-5/16"	GM	693-006 (10)
6	Screw-in Repl. Stud for 693-014	3/8"-24 x 7/16"-14 x 2-1/2"	Ford	693-009 (10)
6	Stud	7/16"-14 x 7/16"-20 x 2-9/16"	GM	693-021 (10)
6	Stud	M10-1.0 & M10-1.5 x 57mm	AMC, GM	693-031 (10)
7	Stud	5/16"-24 x 2-3/4" (.372" diameter)	Ford	693-015 (10)
8	Nut	3/8"-24	AMC, GM	693-019 (10)
8	Nut	5/16"-24	Ford	693-016 (10)
8	Lock Nut	7/16"-20	GM	693-022 (10)
8	Lock Nut	M10-1.0	AMC, GM	693-032 (10)
9	Bolt w/Sems Washer	5/16"-18	Ford	693-036 (10)
9	Bolt	5/16"-18	GM	693-033 (10)
9	Bolt	M8-1.25 x 40mm	Ford	693-025 (10)
11	Grooved Rocker Ball	7/16" ID x 7/8" OD	GM	693-020 (10)
13	Aluminum Support	N/A	GM	693-029 (10)
14	Bolt	3/8"-16 x 1-29/32"	GM	693-042 (8)
14	Bolt	M8-1.25 x 35mm	GM	693-038 (8)
15	Nut	M8-1.25	GM	693-040 (10)

Valve Rocker Arm Component Applications

Make/Engine	Years	Description	Rocker Arm Studs	Rocker Arm Balls	Rocker Arm Nuts
AMC/JEEP					
L4 - 2.5L (151 CID)	1983-81	-	-	693-027	NR
L4 - 2.5L (151 CID)	1980	-	693-018	693-013	693-019
V6 - 2.8L (173 CID)	1988-85	-	693-031	-	693-032
BUICK					
L4 - 1.8L (112 CID)	1986-82	-	693-031	-	693-032
L4 - 2.0L (122 CID)	1989-87	VIN-1	-	693-027	693-040
L4 - 2.0L (122 CID)	1986-83	-	693-031	-	693-032
L4 - 2.2L (134 CID)	1996-93	-	-	693-027	693-040
L4 - 2.5L (151 CID)	1992-89	-	693-039	693-027	NR
L4 - 2.5L (151 CID)	1988-87	-	693-038	693-027	NR
L4 - 2.5L (151 CID)	1986-81	-	-	693-027	NR
L4 - 2.5L (151 CID)	1980	-	693-018	693-013	693-019
L6 - 4.1L (250 CID)	1975-68	Press-on Stud	693-005	693-002	693-003
L6 - 4.1L (250 CID)	1975-68	Screw-on Replacement Stud	693-006	693-002	693-003
V6 - 2.8L (173 CID)	1989-80	-	693-031	-	693-032
V6 - 3.1L (189 CID)	1995-89	Exc. VIN-M	693-031	-	693-032
V6 - 3.3L (204 CID)	1992-89	-	693-042	NR	NR
V6 - 3.8L (231 CID)	1992-88	VIN 1, C, L	693-042	NR	NR
V6 - 4.3L (260 CID)	1985-82	Diesel Eng	693-033	693-029	NR
V8 - 4.3L (260 CID)	1976-75	-	693-033	693-029	NR
V8 - 4.3L (265 CID)	1981-80	-	693-018	693-013	693-019

Valve Rocker Arm Component Applications

Make/Engine	Years	Description	Rocker Arm Studs	Rocker Arm Balls	Rocker Arm Nuts
BUICK (continued)					
V8 - 4.4L (267 CID)	1982	Press-on Stud	693-005	693-001	693-003
V8 - 4.4L (267 CID)	1982	Screw-on Replacement Stud	693-006	693-001	693-003
V8 - 4.9L (301 CID)	1980-77	-	693-018	693-013	693-019
V8 - 5.0L (305 CID)	1991-77	Press-on Stud	693-005	693-001	693-003
V8 - 5.0L (305 CID)	1991-77	Screw-on Replacement Stud	693-006	693-001	693-003
V8 - 5.0L (307 CID)	1990-80	VIN-Y	693-033	693-029	NR
V8 - 5.7L (350 CID)	1996-86	Press-on Stud	693-005	693-001	693-003
V8 - 5.7L (350 CID)	1996	Screw-on Replacement Stud	693-006	693-001	693-003
V8 - 5.7L (350 CID)	1985-77	Press-on Stud (Exc.VIN-N, R)	693-005	693-001	693-003
V8 - 5.7L (350 CID)	1985-77	Screw-on Replacement Stud (Exc.VIN-N, R)	693-006	693-001	693-003
V8 - 5.7L (350 CID)	1985-77	VIN-N, R	693-033	693-029	NR
V8 - 5.7L (350 CID)	1976-68	Press-on Stud	693-005	693-001	693-003
V8 - 5.7L (350 CID)	1976-68	Screw-on Replacement Stud	693-006	693-001	693-003
V8 - 6.6L (403 CID)	1979-77	-	693-033	693-029	NR
CADILLAC					
L4 - 1.8L (112 CID)	1982	-	693-031	-	693-032
L4 - 2.0L (122 CID)	1986-83	-	693-031	-	693-032
V6 - 2.8L (173 CID)	1988-85	-	693-031	-	693-032
V6 - 4.3L (260 CID)	1985	Diesel Eng	693-033	693-029	NR
V8 - 5.0L (307 CID)	1990-86	VIN-Y	693-033	693-029	NR
V8 - 5.7L (350 CID)	2000-99	Press-on Stud	693-005	NR	693-003
V8 - 5.7L (350 CID)	2000-99	Screw-on Replacement Stud	693-006	NR	693-003
V8 - 5.7L (350 CID)	1996-76	Press-on Stud (Exc.VIN-N, R)	693-005	693-001	693-003
V8 - 5.7L (350 CID)	1996-76	Screw-on Replacement Stud (Exc.VIN-N, R)	693-006	693-001	693-003
V8 - 5.7L (350 CID)	1996-76	VIN-N, R	693-033	693-029	NR
CHEVROLET					
L4 - 1.8L (112 CID)	1986-82	-	693-031	-	693-032
L4 - 2.0L (122 CID)	1989-87	VIN-1	-	693-027	693-040
L4 - 2.0L (122 CID)	1986-82	-	693-031	-	693-032
L4 - 2.2L (134 CID)	1997-90	-	-	693-027	693-040
L4 - 2.5L (151 CID)	1992-89	-	693-039	693-027	NR
L4 - 2.5L (151 CID)	1988-87	-	693-038	693-027	NR
L4 - 2.5L (151 CID)	1986-81	-	-	693-027	NR
L4 - 2.5L (151 CID)	1980-78	-	693-018	693-013	693-019
L4 - 2.5L (153 CID)	1970-62	Press-on Stud	693-005	693-002	693-003
L4 - 2.5L (153 CID)	1970-62	Screw-on Replacement Stud	693-006	693-002	693-003
L6 - 3.8L (230 CID)	1970-63	Press-on Stud	693-005	693-002	693-003
L6 - 3.8L (230 CID)	1970-63	Screw-on Replacement Stud	693-006	693-002	693-003
L6 - 4.1L (250 CID)	1979-65	Press-on Stud	693-005	693-002	693-003
L6 - 4.1L (250 CID)	1979-65	Screw-on Replacement Stud	693-006	693-002	693-003
V6 - 2.8L (173 CID)	1989-80	-	693-031	-	693-032
V6 - 3.1L (189 CID)	1995-90	Exc.VIN-M	693-031	-	693-032
V6 - 3.3L (200 CID)	1979-78	Press-on Stud	693-005	693-001	693-003
V6 - 3.3L (200 CID)	1979-78	Screw-on Replacement Stud	693-006	693-001	693-003
V6 - 3.4L (207 CID)	1995-93	Camaro	693-031	-	693-032
V6 - 3.8L (229 CID)	1984-80	Press-on Stud	693-005	693-001	693-003
V6 - 3.8L (229 CID)	1984-80	Screw-on Replacement Stud	693-006	693-001	693-003
V6 - 3.8L (231 CID)	1992	VIN L	693-042	NR	NR
V6 - 4.3L (260 CID)	1985-82	Diesel Eng	693-033	693-029	NR
V6 - 4.3L (262 CID)	1993-85	Press-on Stud	693-005	693-001	693-003
V6 - 4.3L (262 CID)	1993-85	Screw-on Replacement Stud	693-006	693-001	693-003
V8 - 4.3L (262 CID)	1976-75	Press-on Stud	693-005	693-001	693-003
V8 - 4.3L (262 CID)	1976-75	Screw-on Replacement Stud	693-006	693-001	693-003
V8 - 4.3L (265 CID)	1996-94	Press-on Stud	693-005	693-001	693-003
V8 - 4.3L (265 CID)	1996-94	Screw-on Replacement Stud	693-006	693-001	693-003
V8 - 4.4L (267 CID)	1982-79	Press-on Stud	693-005	693-001	693-003
V8 - 4.4L (267 CID)	1982-79	Screw-on Replacement Stud	693-006	693-001	693-003
V8 - 5.0L (305 CID)	1993-76	Press-on Stud	693-005	693-001	693-003
V8 - 5.0L (305 CID)	1993-76	Screw-on Replacement Stud	693-006	693-001	693-003
V8 - 5.0L (307 CID)	1990-78	VIN-Y	693-033	693-029	NR
V8 - 5.0L (307 CID)	1973-68	Press-on Stud	693-005	693-001	693-003
V8 - 5.0L (307 CID)	1973-68	Screw-on Replacement Stud	693-006	693-001	693-003
V8 - 5.7L (350 CID)	1997-86	Press-on Stud	693-005	693-001	693-003
V8 - 5.7L (350 CID)	1997-86	Screw-on Replacement Stud	693-006	693-001	693-003
V8 - 5.7L (350 CID)	1985-80	Press-on Stud (Exc.VIN-N)	693-005	693-001	693-003
V8 - 5.7L (350 CID)	1985-80	Screw-on Replacement Stud (Exc.VIN-N)	693-006	693-001	693-003
V8 - 5.7L (350 CID)	1985-80	VIN-N	693-033	693-029	NR
V8 - 5.7L (350 CID)	1979-67	Press-on Stud	693-005	693-001	693-003
V8 - 5.7L (350 CID)	1979-67	Screw-on Replacement Stud	693-006	693-001	693-003
V8 - 6.5L (396 CID)	1970-65	-	693-021	693-020	693-022
V8 - 6.6L (400 CID)	1976-72	Press-on Stud	693-005	693-001	693-003
V8 - 6.6L (400 CID)	1976-72	Screw-on Replacement Stud	693-006	693-001	693-003
V8 - 6.6L (400 CID)	1971-70	2-Bbl Carb, w/Press-on Stud	693-005	693-001	693-003
V8 - 6.6L (400 CID)	1971-70	2-Bbl Carb, w/Screw-on Replacement Stud	693-006	693-001	693-003
V8 - 6.6L (400 CID)	1971-70	4 Bbl Carb	693-021	693-020	693-022
V8 - 6.6L (402 CID)	1972-70	-	693-021	693-020	693-022
V8 - 7.4L (454 CID)	1976-70	-	693-021	693-020	693-022
CHEVROLET/GMC TRUCK					
L4 - 2.0L (122 CID)	1984-83	-	693-031	-	693-032
L4 - 2.2L (134 CID)	1997-90	-	-	693-027	693-040
L4 - 2.5L (151 CID)	1993-89	-	693-039	693-027	NR

Valve Rocker Arm Component Applications

Make/Engine	Years	Description	Rocker Arm Studs	Rocker Arm Balls	Rocker Arm Nuts
CHEVROLET/GMC TRUCK (continued)					
L4 - 2.5L (151 CID)	1988-87	-	693-038	693-027	NR
L4 - 2.5L (151 CID)	1986-85	-	-	693-027	NR
L6 - 4.1L (250 CID)	1984-66	Press-on Stud	693-005	693-002	693-003
L6 - 4.1L (250 CID)	1984-66	Screw-on Replacement Stud	693-006	693-002	693-003
L6 - 4.8L (292 CID)	1989-63	Press-on Stud	693-005	693-002	693-003
L6 - 4.8L (292 CID)	1989-63	Screw-on Replacement Stud	693-006	693-002	693-003
V6 - 2.8L (173 CID)	1993-82	-	693-031	-	693-032
V6 - 3.3L (200 CID)	1979-78	Press-on Stud	693-005	693-001	693-003
V6 - 3.3L (200 CID)	1979-78	Screw-on Replacement Stud	693-006	693-001	693-003
V6 - 3.8L (229 CID)	1984-80	Press-on Stud	693-005	693-001	693-003
V6 - 3.8L (229 CID)	1984-80	Screw-on Replacement Stud	693-006	693-001	693-003
V6 - 4.3L (262 CID)	1996-85	Press-on Stud	693-005	693-001	693-003
V6 - 4.3L (262 CID)	1996-85	Screw-on Replacement Stud	693-006	693-001	693-003
V8 - 4.4L (267 CID)	1982-79	Press-on Stud	693-005	693-001	693-003
V8 - 4.4L (267 CID)	1982-79	Screw-on Replacement Stud	693-006	693-001	693-003
V8 - 5.0L (305 CID)	2002-76	Press-on Stud	693-005	693-001	693-003
V8 - 5.0L (305 CID)	2002-76	Screw-on Replacement Stud	693-006	693-001	693-003
V8 - 5.0L (307 CID)	1973-68	Press-on Stud	693-005	693-001	693-003
V8 - 5.0L (307 CID)	1973-68	Screw-on Replacement Stud	693-006	693-001	693-003
V8 - 5.7L (350 CID)	2002-86	Press-on Stud	693-005	693-001	693-003
V8 - 5.7L (350 CID)	2002-86	Screw-on Replacement Stud	693-006	693-001	693-003
V8 - 5.7L (350 CID)	1985-80	Press-on Stud (Exc. VIN-N)	693-005	693-001	693-003
V8 - 5.7L (350 CID)	1985-80	Screw-on Replacement Stud (Exc. VIN-N)	693-006	693-001	693-003
V8 - 5.7L (350 CID)	1985-80	VIN-N	693-033	693-029	NR
V8 - 5.7L (350 CID)	1979-67	Press-on Stud	693-005	693-001	693-003
V8 - 5.7L (350 CID)	1979-67	Screw-on Replacement Stud	693-006	693-001	693-003
V8 - 6.6L (400 CID)	1980-72	Press-on Stud	693-005	693-001	693-003
V8 - 6.6L (400 CID)	1980-72	Screw-on Replacement Stud	693-006	693-001	693-003
V8 - 6.6L (400 CID)	1971-70	2-Bbl Carb, w/Press-on Stud	693-005	693-001	693-003
V8 - 6.6L (400 CID)	1971-70	2-Bbl Carb, w/Screw-on Replacement Stud	693-006	693-001	693-003
V8 - 6.6L (400 CID)	1971-70	4 Bbl Carb	693-021	693-020	693-022
V8 - 7.4L (454 CID)	1990-70	-	693-021	693-020	693-022
FORD					
L4 - 2.3L (140 CID)	1992	HSC (To 2/25/92)	693-025	-	NR
L4 - 2.3L (140 CID)	1991-84	HSC	693-025	-	NR
L4 - 2.5L (153 CID)	1990-86	-	693-025	-	NR
L6 - 3.9L (240 CID)	1977-65	Press-on Stud	693-014	693-001	693-003
L6 - 3.9L (240 CID)	1977-65	Screw-on Replacement Stud	693-037	693-001	693-003
L6 - 4.9L (300 CID)	1996-85	-	693-036	-	NR
L6 - 4.9L (300 CID)	1984-78	-	693-024	693-001	693-016
L6 - 4.9L (300 CID)	1977-65	Press-on Stud	693-014	693-001	693-003
L6 - 4.9L (300 CID)	1977-65	Screw-on Replacement Stud	693-037	693-001	693-003
V6 - 3.8L (232 CID)	1993-82	-	693-025	693-026	NR
V8 - 4.2L (255 CID)	1982-80	-	693-036	-	NR
V8 - 5.0L (302 CID)	2001-96	-	693-036	-	NR
V8 - 5.0L (302 CID)	1995-93	Exc. Mustang Cobra	693-036	-	NR
V8 - 5.0L (302 CID)	1992-79	-	693-036	-	NR
V8 - 5.0L (302 CID)	1978	Cast Iron Rocker Arm	693-015	693-001	693-016
V8 - 5.0L (302 CID)	1978	Stamped Steel Rocker Arm	693-036	-	NR
V8 - 5.0L (302 CID)	1977-70	-	693-015	693-001	693-016
V8 - 5.8L (351 CID)	1997-83	-	693-036	-	NR
V8 - 5.8L (351 CID)	1982-79	351M Eng	693-017	-	NR
V8 - 5.8L (351 CID)	1982-79	351W Eng	693-036	-	NR
V8 - 5.8L (351 CID)	1978	351M Eng	693-017	-	NR
V8 - 5.8L (351 CID)	1978	351W Eng, Cast Iron Rocker Arm	693-015	693-001	693-016
V8 - 5.8L (351 CID)	1978	351W Eng, Stamped Steel Rocker Arm	693-036	-	NR
V8 - 5.8L (351 CID)	1977-75	351M Eng	693-017	-	NR
V8 - 5.8L (351 CID)	1977-75	351W Eng	693-015	693-001	693-016
V8 - 5.8L (351 CID)	1974-73	351C Eng	693-017	-	NR
V8 - 5.8L (351 CID)	1974-73	351W Eng	693-015	693-001	693-016
V8 - 5.8L (351 CID)	1972-70	351C Eng	693-017	693-023	NR
V8 - 5.8L (351 CID)	1972-70	351W Eng	693-015	693-001	693-016
V8 - 6.1L (370 CID)	1981-79	-	693-017	693-023	NR
V8 - 6.6L (400 CID)	1982-73	-	693-017	-	NR
V8 - 6.6L (400 CID)	1972-71	-	693-017	693-023	NR
V8 - 7.0L (429 CID)	1973-68	-	693-017	693-023	NR
V8 - 7.5L (460 CID)	1997-93	-	693-017	-	NR
V8 - 7.5L (460 CID)	1992-78	-	693-017	-	NR
V8 - 7.5L (460 CID)	1977-68	-	693-017	693-023	NR
OLDSMOBILE					
L4 - 1.8L (112 CID)	1986-82	-	693-031	-	693-032
L4 - 2.0L (122 CID)	1988-87	VIN-1	-	693-027	693-040
L4 - 2.0L (122 CID)	1986-83	-	693-031	-	693-032
L4 - 2.2L (134 CID)	1996-93	-	-	693-027	693-040
L4 - 2.5L (151 CID)	1992-89	-	693-039	693-027	NR
L4 - 2.5L (151 CID)	1988-87	-	693-038	693-027	NR
L4 - 2.5L (151 CID)	1986-81	-	-	693-027	NR
L4 - 2.5L (151 CID)	1980	-	693-018	693-013	693-019
L6 - 4.1L (250 CID)	1976-66	Press-on Stud	693-005	693-002	693-003
L6 - 4.1L (250 CID)	1976-66	Screw-on Replacement Stud	693-006	693-002	693-003

Valve Rocker Arm Component Applications

Make/Engine	Years	Description	Rocker Arm Studs	Rocker Arm Balls	Rocker Arm Nuts
OLDSMOBILE (continued)					
V6 - 2.8L (173 CID)	1989-79	-	693-031	-	693-032
V6 - 3.1L (189 CID)	1995-89	Exc.VIN-M	693-031	-	693-032
V6 - 3.3L (204 CID)	1992-89	-	693-042	NR	NR
V6 - 3.8L (231 CID)	1992-88	VIN 1, C, L	693-042	NR	NR
V6 - 4.3L (260 CID)	1985-82	Diesel Eng	693-033	693-029	NR
V6 - 4.3L (262 CID)	1996-91	Press-on Stud	693-005	693-001	693-003
V6 - 4.3L (262 CID)	1996-91	Screw-on Replacement Stud	693-006	693-001	693-003
V8 - 4.3L (260 CID)	1982-75	-	693-033	693-029	NR
V8 - 4.4L (267 CID)	1982	Press-on Stud	693-005	693-001	693-003
V8 - 4.4L (267 CID)	1982	Screw-on Replacement Stud	693-006	693-001	693-003
V8 - 4.9L (301 CID)	1979	-	693-018	693-013	693-019
V8 - 5.0L (305 CID)	1992-77	Press-on Stud	693-005	693-001	693-003
V8 - 5.0L (305 CID)	1992-77	Screw-on Replacement Stud	693-006	693-001	693-003
V8 - 5.0L (307 CID)	1990-80	VIN-Y	693-033	693-029	NR
V8 - 5.7L (350 CID)	1992-86	Press-on Stud	693-005	693-001	693-003
V8 - 5.7L (350 CID)	1992-86	Screw-on Replacement Stud	693-006	693-001	693-003
V8 - 5.7L (350 CID)	1985-77	Press-on Stud (Exc.VIN-N, R)	693-005	693-001	693-003
V8 - 5.7L (350 CID)	1985-77	Screw-on Replacement Stud (Exc.VIN-N, R)	693-006	693-001	693-003
V8 - 5.7L (350 CID)	1985-77	VIN-N, R	693-033	693-029	NR
V8 - 5.7L (350 CID)	1976	VIN-N, R	693-033	693-029	NR
V8 - 6.6L (400 CID)	1975	-	693-018	693-013	693-019
V8 - 6.6L (400 CID)	1974-66	-	693-033	693-029	NR
V8 - 6.6L (403 CID)	1979-77	-	693-033	693-029	NR
V8 - 7.5L (455 CID)	1976-68	-	693-018	693-013	693-019
PONTIAC					
L4 - 1.8L (112 CID)	1986-82	-	693-031	-	693-032
L4 - 2.0L (122 CID)	1986-82	-	693-031	-	693-032
L4 - 2.2L (134 CID)	1997-93	-	-	693-027	693-040
L4 - 2.5L (151 CID)	1991-89	-	693-039	693-027	NR
L4 - 2.5L (151 CID)	1988-87	-	693-038	693-027	NR
L4 - 2.5L (151 CID)	1986-81	-	-	693-027	NR
L4 - 2.5L (151 CID)	1980-77	-	693-018	693-013	693-019
L6 - 4.1L (250 CID)	1976-68	Press-on Stud	693-005	693-002	693-003
L6 - 4.1L (250 CID)	1976-68	Screw-on Replacement Stud	693-006	693-002	693-003
V6 - 2.8L (173 CID)	1989-79	-	693-031	-	693-032
V6 - 3.1L (189 CID)	1995-88	Exc.VIN-M	693-031	-	693-032
V6 - 3.3L (204 CID)	1992-89	-	693-042	NR	NR
V6 - 3.4L (207 CID)	1995-93	Fierbird	693-031	-	693-032
V6 - 3.8L (229 CID)	1983-80	Press-on Stud	693-005	693-001	693-003
V6 - 3.8L (229 CID)	1983-80	Screw-on Replacement Stud	693-006	693-001	693-003
V6 - 3.8L (231 CID)	1992-88	VIN 1, C, L	693-042	NR	NR
V6 - 4.3L (260 CID)	1985-82	Diesel Eng	693-033	693-029	NR
V6 - 4.3L (262 CID)	1987-85	Press-on Stud	693-005	693-001	693-003
V6 - 4.3L (262 CID)	1987-85	Screw-on Replacement Stud	693-006	693-001	693-003
V8 - 4.3L (260 CID)	1976-75	-	693-033	693-029	NR
V8 - 4.3L (265 CID)	1981-80	-	693-018	693-013	693-019
V8 - 4.9L (301 CID)	1981-77	-	693-018	693-013	693-019
V8 - 5.0L (305 CID)	1992-77	Press-on Stud	693-005	693-001	693-003
V8 - 5.0L (305 CID)	1992-77	Screw-on Replacement Stud	693-006	693-001	693-003
V8 - 5.0L (307 CID)	1989-81	VIN-Y	693-033	693-029	NR
V8 - 5.0L (307 CID)	1972-71	Press-on Stud	693-005	693-001	693-003
V8 - 5.0L (307 CID)	1972-71	Screw-on Replacement Stud	693-006	693-001	693-003
V8 - 5.7L (350 CID)	1997-86	Press-on Stud	693-005	693-001	693-003
V8 - 5.7L (350 CID)	1997-86	Screw-on Replacement Stud	693-006	693-001	693-003
V8 - 5.7L (350 CID)	1985-83	Press-on Stud (Exc.VIN-N, R)	693-005	693-001	693-003
V8 - 5.7L (350 CID)	1985-83	Screw-on Replacement Stud (Exc.VIN-N, R)	693-006	693-001	693-003
V8 - 5.7L (350 CID)	1985-83	VIN-N, R	693-033	693-029	NR
V8 - 5.7L (350 CID)	1982-76	Press-on Stud (Exc.VIN-N, P, R)	693-005	693-001	693-003
V8 - 5.7L (350 CID)	1982-76	Screw-on Replacement Stud (Exc.VIN-N, P, R)	693-006	693-001	693-003
V8 - 5.7L (350 CID)	1982-76	VIN-N, R	693-033	693-029	NR
V8 - 5.7L (350 CID)	1982-76	VIN-P	693-018	693-013	693-019
V8 - 5.7L (350 CID)	1975-68	-	693-018	693-013	693-019
V8 - 6.6L (400 CID)	1979-67	-	693-018	693-013	693-019
V8 - 6.6L (403 CID)	1979-77	-	693-033	693-029	NR
V8 - 7.5L (455 CID)	1976-70	-	693-018	693-013	693-019

Section 20

Tech Trays	380-383
Value Packs	383
Body Alignment Shims	384-386
Body Bolts	387-388
Bolt Retainers	388
Cabin Air Filter Hardware	388-389
Exterior Body Fasteners	389-393
Interior Body Fasteners	394-398
Molding Retainers	399-402
Nuts, Hex Pal	402
Nuts, Nylon	402-403
Nuts, Speed, Flat	403
Nuts, Speed, J Style	404
Nuts, Speed, U Style	404
Nuts, Speed, U Threaded Style	404-405
Nuts, Speed, Wide Panel Style	405-406
Nuts, Thread Cutting	406
Nuts, Tube	406
Nuts, Washer	406-407
Nuts, Well	407
Plug Buttons, Chrome	407
Plug Buttons, Plastic	407-408
Rivets, Blind	408-409
Rivet Guns - Blind	409
Rivets, Push-In	409-410
Rivets, Screw-In	410-411
Screws, Headlamp Adjusting	411-412
Headlamp Adjusting Screw Applications	412-413
Screws, Self-Drilling/Self-Tapping	413-414
Screws, Star Drive	414-415
Screws, Trim	415
Screws, Wheel Well Molding	415

TECH TRAY AND VALUE PACK ASSORTMENTS

- Contain the fastest moving parts service dealers use to get the job done
- Have the parts there when you need them – comprehensive coverage of the most common items
- Stock hardware the smart way – lower cost hardware placed in trays for higher profits
- Convenience and portability at an affordable price
- Making storage easy by having only two plastic size trays
- At-a-glance tray headers make reordering effortless.
- Specialty trays available for specialty installers – body shops, oil & lube, transmission, tire & wheel

Keep Your Coverage Up-To-Date














20

Part # 030-180

CABIN AIR FILTER HARDWARE TECH TRAY

SECTION
20

• 13 SKUs, 105 pieces • Tray measures 11"W X 1-3/4"H X 6-3/4"D













<p>700-700 Ford Taurus/Sable 4mm Screw</p>  <p>REORDER QTY: 15 ASSORTMENT QTY: 10</p>	<p>700-701 Ford Contour/Mystique Self-Tapping Screw</p>  <p>REORDER QTY: 10 ASSORTMENT QTY: 5</p>	<p>700-702 Ford Contour/Mystique Black Plastic Cap</p>  <p>REORDER QTY: 15 ASSORTMENT QTY: 10</p>	<p>700-703 Ford Taurus/Sable Retainer Clip</p>  <p>REORDER QTY: 15 ASSORTMENT QTY: 10</p>	<p>700-704 Ford Taurus/Sable Push-On Clip</p>  <p>REORDER QTY: 15 ASSORTMENT QTY: 10</p>	<p>700-705 Ford Taurus/Sable Plastic Screw</p>  <p>REORDER QTY: 15 ASSORTMENT QTY: 10</p>
<p>700-706 General Motors Screw Rivet</p>  <p>REORDER QTY: 15 ASSORTMENT QTY: 10</p>	<p>700-707 General Motors Screw Rivet</p>  <p>REORDER QTY: 15 ASSORTMENT QTY: 10</p>	<p>700-708 General Motors Screw Cap</p>  <p>REORDER QTY: 10 ASSORTMENT QTY: 5</p>			<p>700-709 Ford Contour/Mystique Screw-In Clip</p>  <p>REORDER QTY: 10 ASSORTMENT QTY: 5</p>
<p>700-710 Lincoln Continental Retainer Screw</p>  <p>REORDER QTY: 15 ASSORTMENT QTY: 10</p>	<p>700-711 Oldsmobile Alero/Chevy Malibu Cowl Retainer</p>  <p>REORDER QTY: 15 ASSORTMENT QTY: 5</p>			<p>700-712 Lincoln LS/Ford T-Bird Cowl Retainer</p>  <p>REORDER QTY: 15 ASSORTMENT QTY: 5</p>	

Part # 030-709

PUSH-IN NYLON CHRISTMAS TREE FASTENERS TECH TRAY

SECTION
20

• 12 SKUs, 60 pieces • Tray measures 13-1/8"W x 2-5/16"H x 9"D

<p>700-333 Panel Retainer 11/32" x 9/16" x 3/4"</p>  <p>Reorder Qty. 15 Assort Qty. 5</p>	<p>700-337 Panel Retainer 5/16" x 15/16" x 15/16"</p>  <p>Reorder Qty. 15 Assort Qty. 5</p>	<p>700-339 Panel Retainer 5/16" x 3/4" x 3/4" to 7/8"</p>  <p>Reorder Qty. 25 Assort Qty. 5</p>	<p>700-367 Panel Retainer 5/16" x 1/2" x 3/4"</p>  <p>Reorder Qty. 25 Assort Qty. 5</p>	<p>700-414 Retaining Clip 5/16" x 1" x 3/4"</p>  <p>Reorder Qty. 25 Assort Qty. 5</p>	<p>703-467 Retaining Clip 5/16" x 1" x 3/4"</p>  <p>Reorder Qty. 25 Assort Qty. 5</p>
<p>700-336 Panel Retainer 5/16" x 3/4" x 7/8"</p>  <p>Reorder Qty. 25 Assort Qty. 5</p>	<p>700-338 Panel Retainer 5/16" x 1-1/8" x 15/16"</p>  <p>Reorder Qty. 15 Assort Qty. 5</p>	<p>700-343 Panel Retainer 5/16" x 3/4" x 3/4" to 7/8"</p>  <p>Reorder Qty. 25 Assort Qty. 5</p>	<p>700-413 Retaining Clip 5/16" x 5/8" x 25/32"</p>  <p>Reorder Qty. 15 Assort Qty. 5</p>	<p>700-416 Retaining Clip 11/32" x 1-1/8" x 5/8"</p>  <p>Reorder Qty. 15 Assort Qty. 5</p>	<p>703-478 Retaining Clip 11/32" x 11/16" x 9/16"</p>  <p>Reorder Qty. 25 Assort Qty. 5</p>

Tech Trays

20











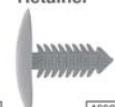









Part # 030-720

GM/CHRYSLER BODY RETAINERS

NEW!

SECTION
20

• 20 SKUs, 272 pieces • Tray measures 13-1/8"W x 2-5/16"H x 9"D

<p>700-367 Trim Panel Retainer</p>  <p>REORDER QTY: 25 ASSORTMENT QTY: 15</p>	<p>700-336 Trim Panel Retainer</p>  <p>REORDER QTY: 25 ASSORTMENT QTY: 15</p>	<p>700-365 Trim Panel Retainer</p>  <p>REORDER QTY: 25 ASSORTMENT QTY: 15</p>	<p>700-363 Hood Insulation Retainer</p>  <p>REORDER QTY: 10 ASSORTMENT QTY: 4</p>	<p>700-353 Molding Retainer #10-24 x 1" Chrysler</p>  <p>REORDER QTY: 10 ASSORTMENT QTY: 5</p>
<p>700-338 Trim Panel Retainer</p>  <p>REORDER QTY: 15 ASSORTMENT QTY: 10</p>	<p>700-366 Trim Panel Retainer</p>  <p>REORDER QTY: 25 ASSORTMENT QTY: 15</p>	<p>700-333 Trim Panel Retainer</p>  <p>REORDER QTY: 15 ASSORTMENT QTY: 15</p>	<p>703-478 Trim Panel Retainer</p>  <p>REORDER QTY: 25 ASSORTMENT QTY: 15</p>	<p>700-368 Trim Panel Retainer</p>  <p>REORDER QTY: 25 ASSORTMENT QTY: 15</p>
<p>700-340 Bumper Trim Panel Retainer</p>  <p>REORDER QTY: 25 ASSORTMENT QTY: 15</p>	<p>700-332 Trim Panel Retainer</p>  <p>REORDER QTY: 25 ASSORTMENT QTY: 15</p>	<p>700-339 Trim Panel Retainer</p>  <p>REORDER QTY: 25 ASSORTMENT QTY: 15</p>	<p>700-330 Trim Panel Retainer</p>  <p>REORDER QTY: 25 ASSORTMENT QTY: 10</p>	<p>700-343 Trim Panel Retainer</p>  <p>REORDER QTY: 25 ASSORTMENT QTY: 15</p>
<p>700-414 Trim Panel Retainer</p>  <p>REORDER QTY: 25 ASSORTMENT QTY: 15</p>	<p>700-415 Trim Panel Retainer</p>  <p>REORDER QTY: 25 ASSORTMENT QTY: 15</p>	<p>700-420 Trim Panel Retainer</p>  <p>REORDER QTY: 25 ASSORTMENT QTY: 15</p>	<p>703-467 Door Panel Retainer</p>  <p>REORDER QTY: 25 ASSORTMENT QTY: 10</p>	<p>700-871 Window Guide</p>  <p>REORDER QTY: 10 ASSORTMENT QTY: 3</p>













Part # 030-722

FORD BODY RETAINERS TECH TRAY

NEW!

SECTION
20

• 14 SKUs, 164 pieces • Tray measures 11"W X 1-3/4"H X 6-3/4"D

<p>700-404 Reveal Molding Clip</p>  <p>REORDER QTY: 50 ASSORTMENT QTY: 15</p>	<p>700-408 Reveal Molding Clip</p>  <p>REORDER QTY: 50 ASSORTMENT QTY: 15</p>	<p>700-397 Splash Shield Retainer</p>  <p>REORDER QTY: 25 ASSORTMENT QTY: 15</p>	<p>700-365 Trim Panel Retainer</p>  <p>REORDER QTY: 25 ASSORTMENT QTY: 15</p>
<p>700-399 Door Panel Retainer</p>  <p>REORDER QTY: 25 ASSORTMENT QTY: 15</p>	<p>700-474 Hood Insulation Retainer</p>  <p>REORDER QTY: 25 ASSORTMENT QTY: 15</p>	<p>700-413 Panel Trim Retainer</p>  <p>REORDER QTY: 15 ASSORTMENT QTY: 10</p>	<p>700-337 Panel Trim Retainer</p>  <p>REORDER QTY: 15 ASSORTMENT QTY: 10</p>
<p>700-340 Bumper Trim Panel Retainer</p>  <p>REORDER QTY: 25 ASSORTMENT QTY: 10</p>	<p>700-341 Hood Insulation Retainer</p>  <p>ASSORTMENT QTY: 4</p>	<p>700-398 Panel Trim Retainer</p>  <p>REORDER QTY: 20 ASSORTMENT QTY: 10</p>	<p>700-416 Panel Trim Retainer</p>  <p>REORDER QTY: 15 ASSORTMENT QTY: 10</p>

Tech Trays

20
















Part # 030-724

IMPORT BODY RETAINERS TECH TRAY

NEW!

SECTION
20

• 15 SKUs, 195 pieces • Tray measures 11"W X 1-3/4"H X 6-3/4"D

<p>700-731 Panel Retainer <i>Nissan</i></p>  <p>REORDER QTY: 15 ASSORTMENT QTY: 15</p>	<p>700-732 Panel Retainer <i>Nissan</i></p>  <p>REORDER QTY: 15 ASSORTMENT QTY: 15</p>	<p>700-733 Panel Retainer <i>Nissan</i></p>  <p>REORDER QTY: 15 ASSORTMENT QTY: 15</p>	<p>700-734 Panel Retainer <i>Nissan</i></p>  <p>REORDER QTY: 15 ASSORTMENT QTY: 15</p>	<p>700-412 Panel Retainer <i>Nissan</i></p>  <p>REORDER QTY: 15 ASSORTMENT QTY: 15</p>	<p>700-418 Headliner Retainer <i>Honda</i></p>  <p>REORDER QTY: 15 ASSORTMENT QTY: 15</p>
<p>700-419 Bumper Retainer <i>Toyota</i></p>  <p>REORDER QTY: 10 ASSORTMENT QTY: 10</p>	<p>700-423 Panel Retainer <i>Nissan</i></p>  <p>REORDER QTY: 25 ASSORTMENT QTY: 15</p>	<p>700-866 Hood/Trunk Molding Retainer <i>Honda</i></p>  <p>REORDER QTY: 25 ASSORTMENT QTY: 15</p>	<p>700-422 Panel Retainer <i>Toyota</i></p>  <p>REORDER QTY: 25 ASSORTMENT QTY: 15</p>	<p>703-461 Panel Retainer <i>Toyota</i></p>  <p>REORDER QTY: 25 ASSORTMENT QTY: 15</p>	
<p>703-481 Panel Retainer <i>Honda</i></p>  <p>REORDER QTY: 25 ASSORTMENT QTY: 10</p>		<p>700-462 Grill Retainer <i>Toyota</i></p>  <p>REORDER QTY: 25 ASSORTMENT QTY: 5</p>	<p>700-467 Grill Retainer <i>Honda</i></p>  <p>REORDER QTY: 15 ASSORTMENT QTY: 5</p>		<p>700-464 Weatherstrip Retainer <i>Honda</i></p>  <p>REORDER QTY: 25 ASSORTMENT QTY: 15</p>





















Part # 030-726

METRIC BODY BOLTS AND NUTS TECH TRAY

NEW!

SECTION
20

• 20 SKUs, 205 pieces • Tray measures 13-1/8"W x 2-5/16"H x 9"D

<p>700-254 M4.2-1.41 x 20mm Body Bolt 20mm Washer</p>  <p>REORDER QTY: 25 ASSORTMENT QTY: 10</p>	<p>700-261 M6-1.0 x 20mm Body Bolt Torx Head</p>  <p>REORDER QTY: 15 ASSORTMENT QTY: 10</p>	<p>700-251 M6-1.0 x 24mm Body Bolt 24mm Washer</p>  <p>REORDER QTY: 25 ASSORTMENT QTY: 10</p>		<p>700-250 M6-1.0 x 25mm Body Bolt 16mm Washer</p>  <p>REORDER QTY: 25 ASSORTMENT QTY: 10</p>	<p>700-256 M6-1.0 x 28mm Body Bolt 16mm Washer</p>  <p>REORDER QTY: 25 ASSORTMENT QTY: 10</p>
<p>700-252 M6.3-1.0 x 20mm Body Bolt 16mm Washer</p>  <p>REORDER QTY: 25 ASSORTMENT QTY: 10</p>	<p>700-258 M8-1.25 x 20mm Body Bolt Indented Hex Head</p>  <p>REORDER QTY: 25 ASSORTMENT QTY: 10</p>	<p>700-259 M8-1.25 x 25mm Body Bolt Indented Hex Head</p>  <p>REORDER QTY: 25 ASSORTMENT QTY: 10</p>	<p>700-257 M8-1.25 x 30mm Body Bolt 24mm Washer</p>  <p>REORDER QTY: 25 ASSORTMENT QTY: 10</p>		<p>700-260 M10-1.50 x 40mm Body Bolt 30mm Washer</p>  <p>REORDER QTY: 15 ASSORTMENT QTY: 5</p>
<p>700-270 M6-1.0 Washered Nut</p>  <p>REORDER QTY: 25 ASSORTMENT QTY: 10</p>	<p>700-272 M8-1.25 Washered Nut</p>  <p>REORDER QTY: 15 ASSORTMENT QTY: 10</p>	<p>700-275 M10-1.50 Flange Nut</p>  <p>REORDER QTY: 25 ASSORTMENT QTY: 10</p>	<p>700-538 M6-1.0 Speed Nut "U" Type 5, 13.5mm Throat</p>  <p>REORDER QTY: 25 ASSORTMENT QTY: 10</p>	<p>700-539 M6-1.0 Speed Nut "U" Type 5, 19.5mm Throat</p>  <p>REORDER QTY: 25 ASSORTMENT QTY: 10</p>	
<p>700-527 M6.3-1.0 Speed Nut "U" Type 5, 19.5mm Throat</p>  <p>REORDER QTY: 25 ASSORTMENT QTY: 10</p>	<p>700-542 M6.3 Speed Nut "U" Type 2, 10mm Throat</p>  <p>REORDER QTY: 25 ASSORTMENT QTY: 10</p>	<p>700-529 M8-1.25 Speed Nut "U" Type 5, 14.3mm Throat</p>  <p>REORDER QTY: 25 ASSORTMENT QTY: 10</p>	<p>700-528 M8-1.25 Speed Nut "U" Type 5, 20.6mm Throat</p>  <p>REORDER QTY: 25 ASSORTMENT QTY: 10</p>	<p>700-540 M10-1.50 Speed Nut "U" Type 5, 19mm Throat</p>  <p>REORDER QTY: 15 ASSORTMENT QTY: 5</p>	





















Tech Trays

20

Part # 030-728

PUSH IN / SCREW IN RETAINERS TECH TRAY

• 20 SKUs, 220 pieces • Tray measures 13-1/8"W x 2-5/16"H x 9"D

700-576 1/4" (.250) Push Rivet  REORDER QTY: 25 ASSORTMENT QTY: 15	700-578 1/4" (.250) Push Rivet  REORDER QTY: 25 ASSORTMENT QTY: 10	700-579 1/4" (.250) Push Rivet  REORDER QTY: 15 ASSORTMENT QTY: 10	700-581 5/16" (.3125) Push Rivet  REORDER QTY: 15 ASSORTMENT QTY: 5	700-571 7/16" (.4375) Push Rivet  REORDER QTY: 15 ASSORTMENT QTY: 5
700-572 7/16" (.4375) Push Rivet  REORDER QTY: 15 ASSORTMENT QTY: 5	700-575 1/2" (.500) Push Shoulder Rivet  REORDER QTY: 15 ASSORTMENT QTY: 5	700-577 9/16" (.5625) Push Rivet  REORDER QTY: 25 ASSORTMENT QTY: 10	700-574 6.3mm Push Rivet  REORDER QTY: 25 ASSORTMENT QTY: 5	700-573 8mm Push Rivet  REORDER QTY: 25 ASSORTMENT QTY: 10
700-552 7/16" (.4375) Push Rivet  REORDER QTY: 25 ASSORTMENT QTY: 10	700-706 1/4" (.250) Screw Rivet  REORDER QTY: 15 ASSORTMENT QTY: 15	700-585 1/4" (.250) Screw Rivet  REORDER QTY: 15 ASSORTMENT QTY: 10	700-589 1/4" (.250) Screw Rivet  REORDER QTY: 25 ASSORTMENT QTY: 15	700-852 1/4" (.250) Screw Rivet  REORDER QTY: 15 ASSORTMENT QTY: 15
700-864 1/4" (.250) Screw Rivet  REORDER QTY: 15 ASSORTMENT QTY: 15	700-853 .410" Screw Rivet  REORDER QTY: 15 ASSORTMENT QTY: 5	700-850 1/4" (.250) Push Rivet  REORDER QTY: 15 ASSORTMENT QTY: 15	700-424 8mm Screw Rivet  REORDER QTY: 15 ASSORTMENT QTY: 5	700-863 10mm Push Rivet  REORDER QTY: 15 ASSORTMENT QTY: 5



Part # 799-445 Aluminum Rivets Value Pack

• 7 SKUs, 72 pieces
• Tray measures 4-1/2" x 5-1/2" x 2-1/2"

Aluminum Rivets:
 (12) 1/8" (.063-.125)
 (12) 1/8" (.188-.250)
 (12) 1/8" (.313-.375)
 (10) 5/32" (.126-.187)
 (10) 5/32" (.251-.375)
 (8) 3/16" (.126-.250)
 (8) 3/16" (.251-.375)

72 Pieces
799-445



Part # 799-446 Rivet Assortment Value Pack

• 16 SKUs, 155 pieces
• Tray measures 8-7/8" x 5-1/2" x 1"

Aluminum: (12) 1/8" (.063-.125) • (12) 1/8" (.313-.375) • (10) 5/32" (.251-.375) • (10) 3/16" (.126-.250) • (10) 3/16" (.251-.375) • (10) 3/16" (.376-.500)

Aluminum Large Flange: (12) 1/8" (.188-.250) • (5) 3/16" (.251-.375)

Steel: (12) 1/8" (.063-.125) • (12) 1/8" (.126-.187) • (12) 1/8" (.188-.250) • (10) 1/8" (.251-.312) • (10) 3/16" (.126-.250) • (10) 3/16" (.251-.375)

Nylon Rivet: (6) 3/16" (.1875)

Nylon Rivet Grip: (2) 1/4" (5/32"-3/8")

155 Pieces
799-446



Part # 799-550 Maintenance Hardware Value Pack

• 7 SKUs, 102 pieces
• Tray measures 4-1/2" x 5-1/2" x 2-1/2"

E-Clips Assortment: 18
Cotter Pins Assortment: 16
Roll Pins Assortment: 12
Speed Nuts Assortment: 10
Retaining Rings Assortment: 18
Hair Pins Assortment: 18
Push Nuts Assortment: 10

102 Pieces
799-550

Body Alignment Shims

(slot width order)




700-442 (25)

Slot Width: 3/8"
Thickness: 1/8"



703-905 (25)

Slot Width: 7/16"
Thickness: 1/32"



703-906 (25)

Slot Width: 7/16"
Thickness: 1/16"




703-907 (25)

Slot Width: 7/16"
Thickness: 1/8"




703-908 (25)

Slot Width: 7/16"
Thickness: 3/16"




703-900 (25)

Slot Width: 33/64"
Thickness: 1/64"




703-901 (25)

Slot Width: 33/64"
Thickness: 1/32"



703-933 (25)

Slot Width: 33/64"
Thickness: 1/16"




703-902 (25)

Slot Width: 33/64"
Thickness: 1/8"




703-903 (25)

Slot Width: 33/64"
Thickness: 3/16"




703-918 (25)

Slot Width: 17/32"
Thickness: 1/64"



703-919 (25)

Slot Width: 17/32"
Thickness: 1/32"



703-920 (25)

Slot Width: 17/32"
Thickness: 1/16"

Body Alignment Shims

(slot width order)



703-921 (25)

Slot Width: 17/32"
Thickness: 1/8"



703-922 (25)

Slot Width: 17/32"
Thickness: 3/16"



703-910 (25)

Slot Width: 37/64"
Thickness: 1/64"




703-909 (25)

Slot Width: 37/64"
Thickness: 1/16"



703-914 (25)

Slot Width: 37/64"
Thickness: 7/64"




703-934 (25)

Slot Width: 37/64"
Thickness: 1/8"



703-913 (25)

Slot Width: 37/64"
Thickness: 5/32"



703-936 (15)

Slot Width: 1/2"
Thickness: 1/16"



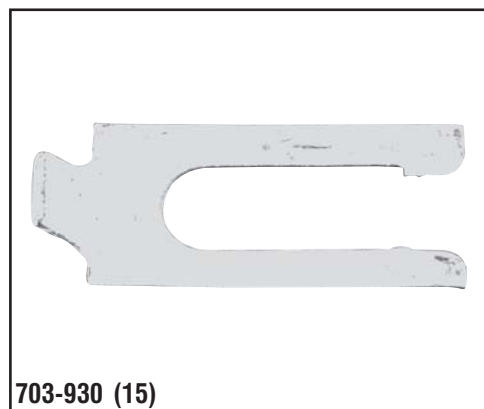
700-441 (25)

Slot Width: 1/2"
Thickness: 1/16"



700-443 (15)

Slot Width: 1/2"
Thickness: 1/8"




703-930 (15)

Slot Width: 1/2"
Thickness: 1/8"

Body Alignment Shims


Body Alignment Shims

(slot width order)



703-923 (25)

Slot Width: 9/16"
Thickness: 1/32"



703-924 (25)

Slot Width: 9/16"
Thickness: 1/16"



703-925 (25)

Slot Width: 9/16"
Thickness: 1/8"



703-915 (10)

Slot Width: 5/8"
Thickness: 1/64"



703-926 (25)

Slot Width: 5/8"
Thickness: 1/64"



703-916 (10)

Slot Width: 5/8"
Thickness: 1/32"



703-927 (25)

Slot Width: 5/8"
Thickness: 1/32"



703-917 (10)

Slot Width: 5/8"
Thickness: 1/16"



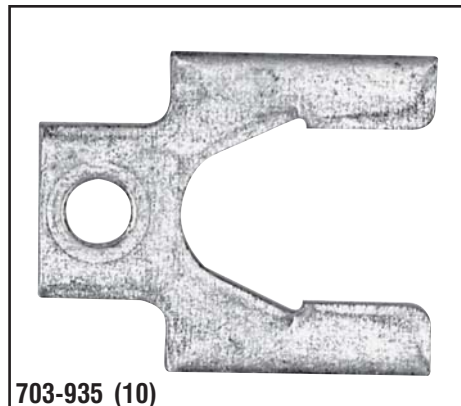
703-928 (25)

Slot Width: 5/8"
Thickness: 1/16"



703-929 (25)

Slot Width: 5/8"
Thickness: 1/8"



703-935 (10)

Slot Width: 5/8"
Thickness: 1/8"

Body Bolts

(thread size order)




M4.2-1.41 x 20mm - GM



M4.2-1.41 x 20mm w/16mm Washer - GM




M6-1.0 x 20mm Torx Head



M6-1.0 x 25mm Torx Head



M6-1.0 x 25mm - GM, Universal



M6-1.0 x 25mm w/24mm Washer - GM




M6-1.0 x 28mm - Ford



M6.3-1.0 x 20mm w/16mm Washer




M6.3-1.0 x 25mm - GM



M8-1.25 x 20mm Indented Hex




M8-1.25 x 25mm Indented Hex



M8-1.25 x 25mm - GM




M8-1.25 x 30mm - GM




M10-1.50 x 40mm - Universal



1/4"-20 x 15/16"



1/4"-20 x 1" Pilot Point - Chrysler



1/4"-20 x 1" - GM/Ford



5/16"-18 x 13/16" w/Washer Head & CA Point - GM



5/16"-18 x 7/8" - GM



5/16"-18 x 1" - GM

Body Bolts

(thread size order)



700-304 (25)

5/16"-18 x 1" w/Captive Washer & CA Point - GM



700-312 (15)

5/16"-18 x 1-1/4" - Ford



700-305 (25)

3/8"-16 x 1" - GM



700-306 (25)

3/8"-16 x 1-1/2" - GM/Ford

Bolt Retainers

(ID/Bolt Size order)



700-278 (100)

ID/Bolt Size: 1/8"




700-279 (100)

ID/Bolt Size: 3/16"



700-291 (50)

ID/Bolt Size: 5/16"



700-292 (50)

ID/Bolt Size: 3/8"



700-293 (50)

ID/Bolt Size: 7/16"



700-294 (25)

ID/Bolt Size: 1/2"




700-295 (25)

ID/Bolt Size: 6mm



700-296 (25)

ID/Bolt Size: 6.3mm



700-297 (25)

ID/Bolt Size: 8mm

Cabin Air Filter Hardware

(part number order)



700-700 (15)

Retainer Screw-4mm
Ford Taurus, Mercury Sable



700-701 (10)

Self-Tapping Screw
Ford Contour, Mercury Mystique



700-702 (15)

Screw Cap
Ford Contour, Mercury Mystique



700-703 (15)

Cowl Retainer
Ford Taurus, Mercury Sable



700-704 (15)

Push-On Clip
Ford Taurus, Mercury Sable

Cabin Air Filter Hardware




700-708 (10)

Screw Cap
GM



700-709 (10)

Screw Clip
Ford Contour, Mercury Mystique



700-710 (15)

Retainer Screw
Lincoln Continental




700-711 (1)

Cowl Retainer Screw
Oldsmobile Alero, Chevrolet Malibu


Exterior Body Fasteners

(part type, part number order)



700-332 (15)

Bumper Clip
Chrysler




700-340 (25)

Bumper Clip
Chrysler



700-419 (10)

Bumper Clip
Toyota



700-420 (25)

Bumper Clip
GM



700-749 (20)

Bumper Cover Grommet
Chrysler/Mitsubishi



700-750 (15)

Bumper Cover Grommet
Chrysler/Mitsubishi



700-773 (20)

Bumper Cover Grommet
Ford



700-757 (20)

Bumper Cover Retainer
Ford



700-758 (15)

Bumper Cover Retainer
Ford



700-779 (20)

Bumper Cover Retainer
GM



700-829 (20)

Cowl Grommet w/Sealer
Mazda



700-830 (25)

Cowl Retainer w/Sealer
Mazda

Exterior Body Fasteners

(part type, part number order)



700-842 (25)

Fender Molding Clip

Toyota



700-815 (25)

Fender Retainer

GM/Toyota



700-461 (25)

Grill Retainer

Nissan



700-467 (15)

Grill Retainer

Honda



700-362 (10)

Hood Insulator Retainer

GM/Ford/Chrysler



700-363 (10)

Hood Insulator Retainer

GM



700-394 (25)

Hood Insulator Retainer

GM/Ford/Chrysler



700-474 (25)

Hood Insulator Retainer


GM/Ford



700-762 (15)

Hood Insulation Retainer

Ford



700-823 (25)

Hood Insulation Retainer

Hyundai/Kia



700-425 (5 each)

Hood Prop Rod and Rod Retaining Clips

Ford



700-427 (5)

Hood Rod Retainer

Chrysler/Dodge/Plymouth.
Various Models



700-429 (5)

Hood Rod Retainer

Universal. Fits foreign and domestic cars and trucks.

Exterior Body Fasteners

(part type, part number order)



700-820 (25)

Molding Clip w/Sealer
Hyundai



700-821 (25)

Molding Clip w/Sealer
Hyundai



700-813 (25)

Molding Retainer
GM/Toyota



700-828 (25)

Molding Retainer
Lexus/Toyota



700-817 (25)

Nylon Nut w/Brass Insert
Honda



700-791 (15)

Panel Retainer
GM



700-753 (15)

Radiator Grille Cover Fastener
Dodge/Chrysler



700-799 (20)

Rear Light Housing Grommet
GM



700-825 (20)

Rocker Panel Fascia Clip
Jeep



700-951 (10)

Rubber Bumper
GM



700-952 (3)

Rubber Bumper
GM



700-953 (3)

Rubber Bumper
GM



700-954 (25)

Rubber Bumper
GM




700-955 (25)

Hood Bumper
Ford/Mercury




700-956 (25)

Hood Bumper
Camaro/Firebird



700-958 (10)

Hood Bumper
GM



700-959 (10)

Hood Bumper
GM




700-400 (50)

Reveal Molding Clip
GM

Exterior Body Fasteners


(part type, part number order)



700-401 (50)

Reveal Molding Clip

GM



700-402 (50)

Reveal Molding Clip

GM



700-403 (50)

Reveal Molding Clip

GM



700-404 (50)

Reveal Molding Clip

Ford



700-405 (25)

Reveal Molding Clip

Ford



700-406 (50)

Reveal Molding Clip

GM1974-61



700-407 (25)

Reveal Molding Clip


GM1983-66



700-408 (50)

Reveal Molding Clip


Ford1980-66



700-409 (50)

Reveal Molding Clip


GM



700-410 (50)

Reveal Molding Clip

GM1983-71



700-411 (5)

Reveal Molding Clip

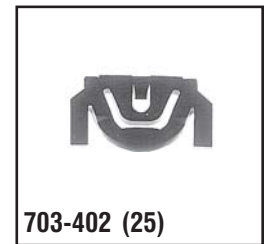
Honda



703-401 (25)

Reveal Molding Clip

Mazda



703-402 (25)

Reveal Molding Clip

Chrysler K



700-277 (15)

Specialty

Emblem Retainer
Stud Size: 1/8" - 1 1/64"
Hex Size: Push-On



700-987 (15)

Specialty


Grounding Nut
1/4"-20 w/ 3/4" Flange;
Chrysler



700-990 (15)

Specialty

Headlamp Bezel Nuts
GM 77-On



700-397 (25)

Splash Shield Retainer

GM/Ford/Chrysler



700-473 (25)

Splash Shield Retainer

GM 1984-78

Exterior Body Fasteners

20



700-740 (25)

Trim Panel Grommet

Acura/Honda



700-746 (25)

Trim Panel Grommet

Chrysler



700-834 (25)

Trim Panel Grommet

Mitsubishi



700-747 (25)

Trim Panel Retainer

Chrysler



700-833 (25)

Trim Panel Retainer

Mazda

Exterior Body Fasteners


(part type, part number order)



Trim Panel Retainer w/Sealer
Chrysler



Tube Clamp
Toyota




Washer Hose Clip
Honda




Washer Pump/Reservoir Grommet
GM




Weather Strip Fastener



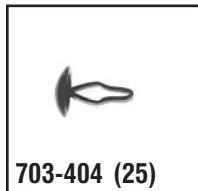
Weatherstrip Fastener
Honda



Weatherstrip Retainer
Universal



Weatherstrip Retainer
GM




Weatherstrip Retainer
GM



Weatherstrip Retainer
Ford



Weatherstrip Fastener
Universal




Weatherstrip Retainer
GM



Weatherstrip Retainer
Universal




Wheel Ornament Anchor
Ford




Window Guide
Rear Position



Window Guide
GM, "C", "H", 1985-Up.



Window Guide
Rear Position



Window Guide
Rear Position



Wire Loom Routing Clip
GM



Wiring Harness Clip
GM

Interior Body Fasteners

(part type, part number order)



700-754 (20)

Ball Stud Rivet

Hole Diameter	Grip Range	Head Diameter	Shaft Length
8 x 12 mm	.09" only	18 x 20 mm	.405"



700-755 (20)

Ball Stud Rivet with gasket

Hole Diameter	Grip Range	Head Diameter	Shaft Length
8 x 12 mm	.09" only	18 x 20 mm	.405"



700-831 (20)

Door Glass Grommet


Mazda



700-741 (25)

Door Molding Grommet

Cadillac



703-418 (25)

Headliner Retainer

Exclusive repair part used to quickly repair sagging headliners in all vehicles.



700-743 (25)

Door Panel Retainer

Chrysler



700-744 (25)

Door Panel Retainer

Chrysler



700-751 (25)

Door Panel Retainer

Dodge/Chrysler



700-760 (20)

Door Panel Retainer

Ford



700-780 (15)

Door Panel Retainer

GM



700-781 (10)

Door Panel Retainer

GM



700-782 (15)

Door Panel Retainer

GM



700-783 (20)

Door Panel Retainer

GM

Interior Body Fasteners

20

Interior Body Fasteners

(part type, part number order)



700-784 (20)
Door Panel Retainer
GM



700-785 (30)
Door Panel Retainer
GM



700-786 (20)
Door Panel Retainer
GM



700-787 (20)
Door Panel Retainer
GM



700-824 (25)
Door Panel Retainer
Jeep



700-826 (25)
Door Panel Retainer
Lexus/Toyota



700-819 (25)
Door Panel Retainer w/Sealer
Hummer



703-467 (25)
Door Panel Retainer
GM/Chrysler



700-484 (25)
Door Panel Screw
Fiero Universal



700-827 (25)
Door Panel Retainer w/Sealer
Lexus/Toyota



700-752 (15)
Headliner Retainer
Dodge/Chrysler



700-788 (15)
Headliner Retainer
GM



700-789 (20)
Headliner Retainer
GM




700-766 (15)
Panel Retaining Nut
Ford



700-735 (25)
Panel Trim Grommet
Nissan



700-736 (25)
Panel Trim Grommet
Nissan



700-985 (15)
Nylon Interior Screw
3/8" use w/Nylon Anchor Nut; 1992-82 GM F-Body, Camaro/Firebird



700-330 (25)
Panel Trim Retainer
GM



700-331 (25)
Panel Trim Retainer
GM



700-334 (25)
Panel Trim Retainer
GM

Interior Body Fasteners

20

Interior Body Fasteners

(part type, part number order)




Panel Trim Retainer
Ford



Panel Trim Retainer
Chrysler



Panel Trim Retainer
GM/Chrysler/Ford



Panel Trim Retainer
Chrysler



Panel Trim Retainer
GM/Chrysler/AMC



Panel Trim Retainer
Ford




Panel Retainer
Nissan




Panel Trim Retainer
GM "F" Body, 1992-82



Panel Trim Retainer
Toyota



Panel Retainer
Nissan



Panel Trim Retainer
GM



Panel Trim Retainer
Honda/Toyota



Panel Trim Retainer
Honda/Toyota



Panel Trim Retainer
Honda/Toyota

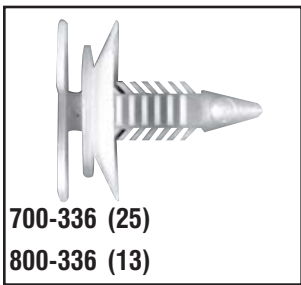


Panel Trim Retainer
Honda




Panel Trim Retainer
GM/Chrysler

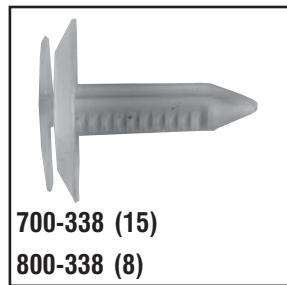
Interior Body Fasteners




Panel Trim Retainer
GM



Panel Trim Retainer
Ford




Panel Trim Retainer
GM/Chrysler



Panel Trim Retainer
GM

20




Panel Trim Retainer
GM



Panel Trim Retainer
GM



Panel Trim Retainer
Ford, 1994-81




Panel Trim Retainer
GM

Interior Body Fasteners

(part type, part number order)



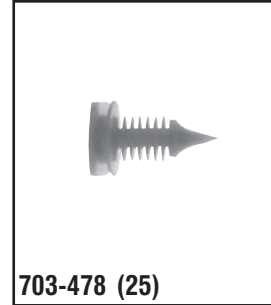
700-418 (15)
Panel Trim Retainer
Honda



700-862 (1)
Panel Trim Retainer
GM




700-471 (25)
Panel Trim Retainer
Ford



703-478 (25)
Panel Trim Retainer
GM/Chrysler




700-772 (25)
Plastic Grommet
Ford



700-416 (15)
Seat Panel Retainer
Ford




700-775 (20)
Trim Panel Grommet
Ford/GM



700-808 (10)
Trim Panel Plug
GM



700-777 (20)
Window Panel Clip
Ford



700-810 (20)
Window Panel Clip
GM



700-737 (25)
Panel Trim Retainer
Nissan



700-767 (20)
Panel Trim Retainer
Ford



700-768 (15)
Panel Trim Retainer
Ford



700-769 (25)
Panel Trim Retainer
Ford



700-770 (25)
Panel Trim Retainer
Ford



700-771 (20)
Panel Trim Retainer
Ford

Interior Body Fasteners

(part type, part number order)




Panel Trim Retainer - Tan
GM



Panel Trim Retainer - Red
GM



Panel Trim Retainer - Gray
GM



Panel Trim Retainer - Black
GM



Panel Trim Retainer - White
GM



Panel Trim Retainer - Black
GM



Panel Trim Retainer
GM



Panel Trim Retainer
Toyota



Panel Trim Retainer
Toyota



Panel Trim Retainer
Toyota



Panel Trim Retainer
Toyota



Panel Trim Retainer
Toyota



Panel Trim Retainer
VW



Panel Trim Retainer
VW



Panel Trim Retainer
GM/Chrysler



Panel Trim Retainer
Ford/Chrysler

Interior Body Fasteners

20

Molding Retainers



700-350 (10)

Universal



700-351 (10)

7/16"




700-353 (10)

10-24 x 1" Stud
Chrysler



700-354 (25)

10-24 x 11/16" Stud
GM/Chrysler



700-355 (10)

10-24 x 3/4" Stud



700-357 (10)

12-24 x 7/8" Stud



700-358 (10)

Push-In



700-359 (10)

5/16"



700-469 (15)

3/8"



700-360 (25)

Push-in Universal



700-361 (25)

Push-in Universal


Molding Retainers



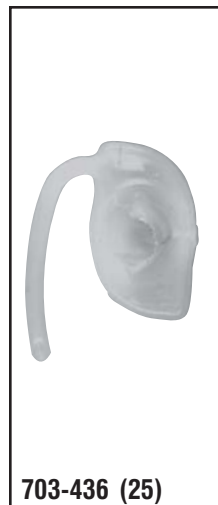
GM



Nylon



GM



Universal



Nylon




Universal



Universal



Chrysler (Wheel Well Trim)



Chrysler



Chrysler



Ford




Molding Retainer




GM



GM Universal




GM



GM




Ford



GM

Molding Retainers



703-442 (25)

Chrysler



700-738 (25)

Nissan



700-805 (15)

GM



700-866 (25)


Hood/Trunk Molding Retainer

Honda



703-447 (25)

Honda



703-455 (25)

Honda



703-456 (25)

Honda



700-800 (20)

GM



700-801 (10)

GM




700-802 (25)

GM



700-806 (20)

GM



700-807 (15)

GM



700-822 (1)

Hyundai



700-835 (1)

Mitsubishi



700-836 (1)

Mitsubishi



703-449 (25)

Honda




703-453 (25)

Volvo



703-454 (15)

GM





703-457 (25)

Honda

Molding Retainers




20

Molding Retainers

 <p>703-458 (25) Honda</p>	 <p>703-468 (25) Toyota</p>	<p>NEW!</p>  <p>700-803 (15) GM</p>	<p>NEW!</p>  <p>700-816 (1) GM/Toyota</p>
--	---	--	--

Nuts, Hex Pal













(thread size order)

 <p>700-265 (50) Thread Size: 6-32 Hex Size: 5/16"</p>	 <p>700-266 (50) Thread Size: 8-32 Hex Size: 11/32"</p>	 <p>700-267 (50) Thread Size: 10-24 Hex Size: 3/8"</p>
--	---	--

Nuts, Nylon

Molding Retainers

20

 <p>700-980 (25) Screw Size: #6 Insertion Size: .247" Square Head Size: .372" Square</p>	 <p>700-962 (50) Screw Size: #6 or #8 Insertion Size: .250" Square Head Size: .378" Square</p>	 <p>700-964 (25) Screw Size: #6 or #8 Insertion Size: .264" Square Head Size: .391" Square</p>	 <p>700-974 (25) Screw Size: #6 or #8 Insertion Size: .265" Square Head Size: .392" Square</p>	 <p>700-978 (15) Screw Size: #6 or #8 Insertion Size: .266" Square Head Size: .375" Square</p>	 <p>700-965 (50) Screw Size: #6 or #8 Insertion Size: .269" x .600" Head Size: .500" x .671"</p>
 <p>700-979 (25) Screw Size: #8 Insertion Size: .295" Square Head Size: .560" Round</p>	 <p>700-975 (25) Screw Size: #8 Insertion Size: .250" Square Head Size: .478" Square</p>	 <p>700-971 (50) Screw Size: #8 Insertion Size: .304" Square Head Size: .440" Square</p>	 <p>700-963 (50) Screw Size: #8 Insertion Size: .310" Square Head Size: .442" Square</p>	 <p>700-973 (50) Screw Size: #8 Insertion Size: .325" Square Head Size: 1/2" Square</p>	 <p>700-977 (15) Screw Size: #8 or #10 Insertion Size: .328" Square Head Size: .518" Square</p>

Nuts, Nylon



700-981 (15)

Screw Size: #8 or #10
Insertion Size: .330" Square
Head Size: .642" Round



700-976 (25)

Screw Size: #10
Insertion Size: .320" Square
Head Size: .656" Square



700-972 (50)

Screw Size: #10 or #12
Insertion Size: 3/8" Square
Head Size: 5/8" Square



700-961 (50)

Screw Size: 1/4"
Insertion Size: .372" Square
Head Size: .615" x .760"



700-982 (10)

Screw Size: 6mm
Insertion Size: .326" Square
Head Size: .790"



700-968 (50)

**Headlamp
Bezel Nut**
GM




700-983 (25)

**Headlamp
Bezel Nut**
GM



700-967 (25)

Grill Nuts
Rectangle, Ford 77-On



700-986 (15)

Nylon Anchor Nut
3/8" use w/700-985 Nylon Interior
Screw; 1992-82 GM F-Body



700-029 (50)

Nylon Nuts
GM 1968 & Up


Nuts, Speed, Flat

(thread size order)




700-505 (100)

Flat Style
Screw Size: 1/16" Post




700-506 (100)

Flat Style
Screw Size: 3/32" Post




700-507 (100)

Flat Style
Screw Size: 7/64" Post




700-500 (100)

Flat Style
Screw Size: 6-32




700-508 (100)

Flat Style
Screw Size: 1/8" Post




700-501 (100)

Flat Style
Screw Size: 8-32




700-513 (50)

Flat Style
Screw Size: 5/32"



700-509 (100)

Flat Style
Screw Size: 3/16" Post




700-502 (100)

Flat Style
Screw Size: 3/16", #10



700-503 (100)

Flat Style
Screw Size: 1/4"-20



700-504 (100)

Flat Style
Screw Size: #14

Nuts, Speed, Flat

Nuts, Speed, J Style

(thread size order)



700-514 (50)

"J" Style

Screw Size: #6
Throat Depth: 5/16"
Panel Range: .090" - .110"



700-515 (50)

"J" Style

Screw Size: #8
Throat Depth: 3/8"
Panel Range: .030" - .060"



700-511 (50)

"J" Style

Screw Size: #14
Throat Depth: 1/2"
Panel Range: .010" - .050"



700-512 (50)

"J" Style

Screw Size: 5/16"
Throat Depth: 9/16"
Panel Range: .020" - .080"

Nuts, Speed, U Style

(thread size order)



700-492 (25)

"U" Style

Screw Size: M4.8
Throat Depth: 9.5mm
Panel Range: 0.5mm - 3.3mm



700-510 (100)

"U" Style

Screw Size: #8
Throat Depth: 5/16"
Panel Range: .020" - .050"



700-516 (50)

"U" Style

Screw Size: #10
Throat Depth: 3/8"
Panel Range: Up to .075"



700-517 (50)

"U" Style

Screw Size: #10
Throat Depth: 11/32"
Panel Range: Up to .075"



700-544 (25)

"U" Style

Screw Size: #10
Throat Depth: 11/32"
Panel Range: Up to .075"



700-518 (50)

"U" Style

Screw Size: #12
Throat Depth: .54"
Panel Range: 0.08" - 0.10"



700-490 (25)

"U" Style

Screw Size: 1/4"-20
Throat Depth: 0.54"
Panel Range: 0.02" - 0.13"



700-542 (25)

"U" Style

Screw Size: M6.3
Throat Depth: 10mm
Panel Range: .020" - .050"

Nuts, Speed, U Threaded Style

(thread size order)



700-523 (25)

"U" Threaded

Screw Size: 1/4"-20
Throat Depth: 9/16"
Panel Range: .025" - .150"



700-524 (25)

"U" Threaded

Screw Size: 1/4"-20
Throat Depth: 13/16"
Panel Range: .025" - .150"



700-525 (25)

Clip Nut - Shock Tower

Screw Size: 5/16"-18
Throat Depth: 13/16"




700-526 (25)

"U" Threaded

Screw Size: 5/16"-18
Throat Depth: 9/16"
Panel Range: .025" - .150"

Nuts, Speed, U Threaded Style

(thread size order)



700-541 (10)

"U" Threaded

Screw Size: 3/8"-16
Throat Depth: 1-1/8"
Panel Range: .05mm - 20mm



700-538 (25)

"U" Threaded

Screw Size: M6-1.0
Throat Depth: 13.5mm
Panel Range: .8mm - 4.0mm



700-539 (25)

Clip Nuts

Screw Size: M6-1.0
Throat Depth: 19.5mm



700-527 (25)

"U" Threaded

Screw Size: M6.3-1.0
Throat Depth: 13.49mm
Panel Range: .025" - .160"



700-528 (25)

Clip Nut

Screw Size: M8-1.25
Throat Depth: 14.29mm



700-529 (25)

"U" Threaded

Screw Size: M8-1.25
Throat Depth: 20.63mm
Panel Range: .025" - .170"



700-540 (15)

"U" Threaded

Screw Size: M10-1.50
Throat Depth: 19mm
Panel Range: 1.0" - 6.0mm



700-543 (10)

Nylon/"U" Style

Screw Size: M5 (for Nissan)
Throat Depth: 8.6mm
Panel Range: 2mm to 3mm



700-545 (25)

Nylon/"U" Style

Screw Size: M6 (for Toyota)
Throat Depth: 14.6mm
Panel Range: 1.3mm to 3mm

Nuts, Speed, Wide Panel Style

(thread size order)



700-519 (25)

Wide Panel Style

Screw Size: #6
Throat Depth: 3/8"
Panel Range: .025" - .125"



700-520 (25)

Wide Panel Style

Screw Size: #8
Throat Depth: 3/8"
Panel Range: .025" - .125"



700-521 (25)

Wide Panel Style

Screw Size: #10
Throat Depth: 3/8"
Panel Range: .025" - .125"



700-522 (25)

Wide Panel Style

Screw Size: #14
Throat Depth: 3/8"
Panel Range: .025" - .125"

Nuts, Speed, Wide Panel Style

(thread size order)



700-496 (25)

Wide Panel Style

Screw Size: 3/8"-16
Throat Depth: 0.75"
Panel Range: 0.125" - 0.25"



700-498 (25)

Wide Panel Style

Screw Size: M6-1.0

Nuts, Thread Cutting

(stud size order)



700-280 (50)

Stud Size: 1/8"
Hex Size: 5/16"



700-281 (50)

Stud Size: 5/32"
Hex Size: 3/8"



700-282 (50)

Stud Size: 3/16"
Hex Size: 3/8"



700-283 (50)

Stud Size: 1/4"
Hex Size: 7/16"



700-289 (50)

Stud Size: 5/16"
Hex Size: 1/2"



700-284 (50)

Stud Size: M4
Hex Size: 9mm



700-285 (50)

Stud Size: M5
Hex Size: 10mm



700-287 (50)

Stud Size: M6-1.0
Hex Size: 11mm




700-288 (50)

Stud Size: M6.3
Hex Size: 11mm

Nuts, Tube

(stud size order)



700-531 (50)

Stud Size: 3/32"
Drill Hole: 1/8"



700-494 (50)

Stud Size: 1/8"
Drill Hole: 5/32"



700-533 (50)

Stud Size: 1/8"
Drill Hole: 5/32"



700-532 (50)

Stud Size: 1/8"
Drill Hole: 3/16"



700-534 (50)

Stud Size: 1/8"
Drill Hole: 11/64"



700-535 (50)

Stud Size: 1/8"
Drill Hole: 5/16"



700-536 (50)

Stud Size: 3/16"
Drill Hole: 5/16"



700-537 (50)

Stud Size: 1/4"
Drill Hole: 9/32"

Nuts, Washer

(thread size order)



252-129 (50)

Thread Size: #10-24



253-129 (50)

Thread Size: #10-32



252-130 (50)

Thread Size: 1/4"-20



252-131 (50)

Thread Size: 5/16"-18



252-132 (50)

Thread Size: 3/8"-16


Nuts, Washered

(thread size order)




Nuts, Well

(thread size order)



Plug Buttons, Chrome



Plug Buttons, Plastic



Plug Buttons, Plastic



700-488 (25)

Hole Size: 1-1/4"

**See Section 22 (pgs. 420-448)
for body fasteners
with smaller package quantities**

Rivets, Blind

(size order)



700-596 (20)

Blind Specialty

Hole Diameter: 4mm Rectangle
Grip Range: 6mm-10.5mm



700-594 (20)

Blind Specialty

Hole Diameter: 6.3mm
Grip Range: 4-10mm



700-590 (20)

Blind Specialty

Hole Diameter: .1875" (3/16")
Grip Range: 1/8" - 1/4"
Head Diameter: .46875"



700-591 (20)

Blind Specialty

Hole Diameter: .1875" (3/16")
Grip Range: 1/4" - 3/8"
Head Diameter: .46875"



700-615 (15)

Blind - Window Regulator

Hole Diameter: .250" (1/4")
Grip Range: .030"-.140"



700-616 (15)

Blind - Glass Stop

Hole Diameter: 1/4"
Grip Range: .520"-.590"



700-592 (20)

Blind Specialty

Hole Diameter: .250" (1/4")
Grip Range: 3/32" - 3/16"



700-593 (20)

Blind Specialty

Hole Diameter: .250" (1/4")
Grip Range: 3/32" - 3/16"
Head Diameter: .71875"



700-595 (20)

Blind Specialty

Hole Diameter: .250 (1/4")
Grip Range: 5/32" - 3/8"
Head Diameter: .65625"



700-756 (25)

Blind Specialty

Hole Diameter: .125"
Grip Range: .060"-.275"
Head Diameter: .238"


NEW!

Plug Buttons, Plastic

20

Rivets, Blind

(size order)



700-774 (25)

Blind - Luggage Rack/Bumper Rivet

Hole Diameter: 0.172"
Grip Range: .063-.3125"
Head Diameter: .375"



700-857 (15)

Blind - Window Regulator

Grip Range: 9/64"-3/16"
Head Diameter: 1/4"


Rivet Guns - Blind



700-598 (1)

Nylon Blind Rivet Tool

Installs nylon rivets neatly and cleanly.



700-599 (1)

Blind Rivet Tool

Four mandrels for 3/32" through 3/16" rivets.

Rivets, Push-In

(size order)



700-814 (25)

Nylon Push Rivets

Hole Diameter: 7mm
Grip Range: 1.0-1.5mm
Head Diameter: 20mm
Shaft Length: 10mm



700-742 (25)

Nylon Push Rivets

Hole Diameter: 7.2 mm
Grip Range: 1.5-2.0 mm
Head Diameter: 15 mm
Shaft Length: 13 mm



700-867 (15)

Push Type Retainer, Nylon


Hole Diameter: 8mm
Head Diameter: 20mm
Shaft Length: 20mm



700-580 (25)

Push-In

Hole Diameter: M8
Grip Range: 14mm
Head Diameter: 17mm



700-573 (25)

Push-In

Hole Diameter: 8mm
Head Diameter: 22mm



700-745 (25)

Nylon Push Rivets

Hole Diameter: 9.3 mm
Grip Range: 2.0-5.0 mm
Head Diameter: 20.8 mm
Shaft Length: 23.4 mm



703-445 (25)

VW, Porsche

Hole Diameter: 10mm x
8mm Square
Head Diameter: 12mm x
17.75mm



700-739 (25)

Nylon Push Rivets

Hole Diameter: 10mm
Grip Range: 1.0-1.5 mm
Head Diameter: 20mm
Shaft Length: 15mm



700-569 (25)

Push-In

Hole Diameter: .125"
Head Diameter: .1785"
Shaft Length: .1875"



700-568 (25)

Push-In


Hole Diameter: .1875"
Head Diameter: .280"
Shaft Length: .3125"



700-583 (25)

Push-In

Hole Diameter: .250"
Head Diameter: .580"
Shaft Length: .600"



700-577 (25)

Push-In

Hole Diameter: .250"
Head Diameter: .707"
Shaft Length: .635"




700-578 (25)

Push-In

Hole Diameter: .250"-1/4"

Rivets, Push-In

(size order)



700-575 (15)

Push-In

Hole Diameter: .250"
Head Diameter: 1.000"
Shaft Length: .900"



700-576 (25)

Push-In

Hole Diameter: .250"-1/4"



700-579 (15)

Push-In


Hole Diameter: .250"-1/4"



700-582 (15)

Push-In


Hole Diameter: .270"
Head Diameter: .720"
Shaft Length: .715"



700-790 (25)

Nylon Push Rivets


Hole Diameter: 0.375"
Grip Range: .090"-.125"
Head Diameter: 0.706"
Shaft Length: 1"



700-837 (25)

Nylon Push Rivets

Hole Diameter: 0.3125"
Grip Range: .060"-.125"
Head Diameter: .650"
Shaft Length: 1"



700-581 (15)

Push-In


Hole Diameter: .3125"
Head Diameter: 5/16"



700-571 (15)

Push-In


Hole Diameter: .4375" (7/16")



700-572 (15)

Push-In

Hole Diameter: .4375" (7/16")



700-570 (15)

Push-In

Hole Diameter: .500" (1/2")

Rivets, Screw-In

(size order)



700-589 (25)

800-589 (4)

Screw-In

Hole Diameter: 5mm
Head Diameter: 14mm
Shaft Length: 12mm



700-424 (5)

Screw-In


Hole Diameter: 8mm



700-832 (25)

Screw-In

Hole Diameter: 7.5mm
Grip Range: 1.0-2.0mm
Head Diameter: 18.1mm
Shaft Length: 9mm



700-761 (25)

Screw-In

Hole Diameter: 7.5mm
Grip Range: 2.5-3.0mm
Head Diameter: 19.80mm
Shaft Length: 13.75mm

Rivets, Screw-In

(size order)



700-567 (25)

Screw-In

Hole Diameter: .187"
Grip Range: .060"-.125"
Head Diameter: .310"
Shaft Length: .265"



700-586 (25)

Screw-In

Hole Diameter: .230"
Grip Range: .100"-.140"
Head Diameter: .438"
Shaft Length: .690"



700-587 (25)

Screw-In

Hole Diameter: .230"
Grip Range: .120"-.230"
Head Diameter: .430"
Shaft Length: .690"



700-588 (25)

Screw-In

Hole Diameter: .250"
Grip Range: .100"-.175"
Head Diameter: .438"
Shaft Length: .470"



700-765 (20)

Screw-In

Hole Diameter: 0.3125"
Grip Range: .09-.125"
Head Diameter: 0.710"
Shaft Length: 0.694"



700-585 (15)

Screw-In

Hole Diameter: .250" (1/4")
Grip Range: .100"-.240"



700-764 (25)

Screw-In

Hole Diameter: .275"
Grip Range: .200-.225"
Head Diameter: .704"
Shaft Length: .749"




700-707 (15)

800-556 (9)

Screw-In

Hole Diameter: .310"
Grip Range: .100"-.240"
Head Diameter: .585"
Shaft Length: .800"



700-706 (15)

Screw-In; Combo Screw

Hole Diameter: .250"
Grip Range: .100"-.197"
Head Diameter: .700"
Shaft Length: .900"



700-864 (1)

800-400 (7)

Screw-In

Hole Diameter: .250"
Grip Range: .100"-.240"
Head Diameter: .610"
Shaft Length: .9"



700-552 (25)

Screw-In

Hole Diameter: .250"
Grip Range: .100"-.240"
Head Diameter: 1.000"
Shaft Length: .9"



700-557 (25)

Screw-In

Hole Diameter: .270"
Grip Range: .530"-.650"
Head Diameter: .500"
Shaft Length: 1.200"




700-778 (25)

Screw-In

Hole Diameter: 0.250"
Grip Range: .09-.450"
Head Diameter: .700"
Shaft Length: .704"


Screws, Headlamp Adjusting



700-001 (10)

Sealed Beam Adjusters


GM cars and trucks 2004-75.



700-002 (10)

Sealed Beam Adjusters

GM 1996-73.




700-003 (10)

Sealed Beam Adjusters

GM 1979-76. AMC Eagle 1988-80.

Screws, Headlamp Adjusting



700-010 (10)

Sealed Beam Adjusters

Chrysler/Dodge/Plymouth 1993-77.

Headlamp Adjusting Screw Applications

Make/Model/Years	Description	Dorman
AMERICAN MOTORS		
EAGLE		
1988-80	-	700-003
BUICK		
CENTURY		
1988-78	-	700-002
1977	2-Door	700-002
1976	2-Door	700-002
ELECTRA		
1986-84	-	700-002
1981-78	-	700-002
ESTATE WAGON		
1990-77	-	700-002
LESABRE		
1986-77	-	700-002
REATTA		
1988	-	700-002
REGAL		
1986-76	-	700-002
1974	-	700-002
RIVIERA		
1988-76	-	700-002
SKYHAWK		
1989-88	wo/Headlamp Doors	700-002
1980-77	-	700-002
SKYLARK, SOMERSET, SPECIAL, SPORTWAGON		
1988	4-Door	700-002
1987-80	-	700-002
CADILLAC		
CALAIS		
1976	-	700-003
CIMARRON		
1985-82	-	700-002
DEVILLE		
1986-80	-	700-002
1978-76	-	700-003
ELDORADO		
1989-88	Screw & Nut	700-002
1987-79	-	700-002
1978-76	-	700-003
FLEETWOOD		
1992-80	-	700-002
1979-76	-	700-003
SEVILLE		
1989-88	Screw & Nut	700-002
1987-80	-	700-002
1979-76	-	700-003
CHEVROLET		
CAMARO		
1992-82	-	700-002
CAPRICE		
1986-79	-	700-002
CAVALIER		
1987-82	-	700-002
CELEBRITY		
1988-82	-	700-002
CITATION		
1985-80	-	700-002

Make/Model/Years	Description	Dorman
CHEVROLET (continued)		
CORVETTE		
1996-90	-	700-002
1987-84	-	700-002
EL CAMINO		
1987-78	-	700-002
IMPALA		
1985-80	-	700-002
MALIBU, LAGUNA		
1983-78	-	700-002
MONTE CARLO		
1988-87	Sport Package	700-002
1986-78	-	700-002
MONZA		
1980-78	Exc. Sport	700-002
NOVA		
1979	-	700-002
CHEVROLET/GMC TRUCK		
CABALLERO		
1987-78	-	700-002
P-SERIES FORWARD CONTROL		
1996	-	700-002
CHRYSLER		
CORDOBA		
1983-78	-	700-010
E-CLASS, EXECUTIVE SEDAN		
1984-83	-	700-010
FIFTH AVENUE		
1989-83	-	700-010
IMPERIAL		
1993-91	-	700-010
1983-81	-	700-010
LASER		
1986-84	-	700-010
LEBARON, LEBARON GTS		
1992-77	-	700-010
NEW YORKER, NEWPORT		
1993-79	-	700-010
TOWN & COUNTRY		
1988-79	-	700-010
TOWN & COUNTRY VAN		
1991	wo/Composite Headlights	700-010
1990	wo/Composite Headlights	700-010
DODGE		
400, 600		
1988-82	-	700-010
ARIES		
1984-81	-	700-010
ASPEN		
1980	-	700-010
CARAVAN, GRAND CARAVAN, MINI RAM VAN		
1991	wo/Composite Headlights	700-010
1990-88	wo/Composite Headlights	700-010
1987	wo/Composite Headlights	700-010
1986-84	-	700-010
CHARGER		
1987-83	-	700-010
DAYTONA		
1991-84	-	700-010

Screws, Headlamp Adjusting

20

Headlamp Adjusting Screw Applications

Make/ Model/Years	Description	Dorman
DODGE (continued)		
DIPLOMAT		
1989-77	-	700-010
DYNASTY		
1993-88	-	700-010
LANCER		
1989-85	-	700-010
MAGNUM, MIRADA		
1983-78	-	700-010
OMNI, 024		
1987-79	2-Door	700-010
RAMPAGE		
1984-82	-	700-010
SHADOW		
1988-87	-	700-010
ST. REGIS		
1981-79	-	700-010
DODGE TRUCK		
B-SERIES VAN		
1985-79	-	700-010
CB300 CUTAWAY CAB		
1980-79	Rectangular Headlights	700-010
D.W.-SERIES PICKUP		
1990-86	-	700-010
1983-82	-	700-010
1981-79	Rectangular Headlights	700-010
DAKOTA		
1991-87	wo/Aero Headlights	700-010
RAMCHARGER		
1990-86	-	700-010
1983-82	-	700-010
1981-79	Rectangular Headlights	700-010
OLDSMOBILE		
98		
1986-73	-	700-002
CALAIS		
1986-85	-	700-002
CUSTOM CRUISER		
1990-76	-	700-002
1974-73	-	700-002
CUTLASS		
1986-85	-	700-002
1981-76	-	700-002
1974	S model	700-002
CUTLASS CALAIS		
1984-78	-	700-002
CUTLASS CIERA		
1988-82	-	700-002
CUTLASS CRUISER		
1983-78	-	700-002
CUTLASS SUPREME		
1986-76	-	700-002
1974	-	700-002
DELTA 88		
1986-76	-	700-002
1974-73	-	700-002
OMEGA		
1984-79	-	700-002
STARFIRE		
1980-75	-	700-002

Make/ Model/Years	Description	Dorman
OLDSMOBILE (continued)		
TORONADO		
1989-75	-	700-002
VISTA CRUISER		
1977-76	-	700-002
1974	-	700-002
PLYMOUTH		
CARAVELLE		
1988-85	-	700-010
GRAN FURY		
1989-80	-	700-010
HORIZON, TC3, TURISMO		
1987-79	2-Door	700-010
RELIANT		
1984-81	-	700-010
SCAMP		
1983	-	700-010
SUNDANCE		
1988-87	-	700-010
VOLARE		
1980	-	700-010
VOYAGER, GRAND VOYAGER		
1991	wo/Composite Headlights	700-010
1990-88	wo/Composite Headlights	700-010
1987	wo/Composite Headlights	700-010
1986-84	-	700-010
PLYMOUTH TRUCK		
PB-SERIES VAN, VOYAGER		
1983-82	-	700-010
TRAILDUSTER		
1981-79	Rectangular Headlights	700-010
PONTIAC		
6000		
1988-82	-	700-002
BONNEVILLE, CATALINA		
1986-79	-	700-002
FIERO		
1988-84	-	700-002
FIREBIRD		
1992-77	-	700-002
GRAND AM		
1988-85	-	700-002
1980-78	-	700-002
GRAND LEMANS		
1980-78	-	700-002
GRAND PRIX		
1986-82	-	700-002
1980-78	-	700-002
J2000		
1984	Fog Light Adjuster; wo/Concealed Headlights	700-002
LEMANS		
1980-78	-	700-002
PARISIENNE		
1986-83	-	700-002
PHOENIX		
1984-77	-	700-002
SAFARI		
1989-87	-	700-002
SUNBIRD		
1988-85	Fog Light Adjuster; wo/Concealed Headlights	700-002

Screws, Self-Drilling/Self-Tapping

Screws, Self-Drilling/Self-Tapping

(thread size order)



700-200 (50)

Thread Size: #8 x 1/2"
Head Type: Phillips Pan Head



700-201 (50)

Thread Size: #8 x 3/4"
Head Type: Phillips Pan Head



700-202 (50)

Thread Size: #8 x 1/2"
Head Type: Hex Washer Head



700-203 (50)

Thread Size: #8 x 3/4"
Head Type: Hex Washer Head



700-214 (30)

Thread Size: #8 x 1"
Head Type: Hex Washer Head

Screws, Self-Drilling/Self-Tapping

(thread size order)



700-204 (50)

Thread Size: #10 x 1/2"
Head Type: Hex Washer Head



700-205 (50)

Thread Size: #10 x 5/8"
Head Type: Hex Washer Head



700-206 (50)

Thread Size: #10 x 3/4"
Head Type: Hex Washer Head




700-207 (50)

Thread Size: #10 x 1"
Head Type: Hex Washer Head




700-213 (25)

Thread Size: #12 x 3/4"
Head Type: Hex Washer Head



700-208 (50)

Thread Size: #14 x 3/4"
Head Type: Hex Washer Head



700-215 (20)

Thread Size: 1/4" x 1"
Head Type: Hex Washer Head


Screws, Star Drive

(thread size order)




700-135 (50)

Thread Dia.: M4.2
Length: 13mm
Head Type: Pan
Finish: Chrome



700-120 (50)

Thread Dia.: M4.2
Length: 20mm
Head Type: Oval
Finish: Black




700-136 (50)

Thread Dia.: M4.2
Length: 20mm
Head Type: Pan
Finish: Black



700-137 (50)

Thread Dia.: M4.2
Length: 20mm
Head Type: Pan
Finish: Chrome




700-123 (50)

Thread Dia.: M4.2
Length: 25mm
Head Type: Oval
Finish: Chrome




700-138 (50)

Thread Dia.: M4.2
Length: 25mm
Head Type: Oval
Finish: Black



700-139 (50)

Thread Dia.: M4.2
Length: 25mm
Head Type: Pan
Finish: Chrome




700-125 (50)

Thread Dia.: M4.2
Length: 30mm
Head Type: Oval
Finish: Chrome



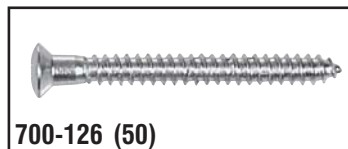
700-140 (50)

Thread Dia.: M4.2
Length: 30mm
Head Type: Pan
Finish: Black



700-141 (50)

Thread Dia.: M4.2
Length: 35mm
Head Type: Pan
Finish: Chrome



700-126 (50)

Thread Dia.: M4.2
Length: 40mm
Head Type: Oval
Finish: Chrome



700-142 (50)

Thread Dia.: M4.2
Length: 50mm
Head Type: Pan
Finish: Black



700-127 (50)

Thread Dia.: M4.2
Length: 55mm
Head Type: Oval
Finish: Chrome


Screws, Star Drive

(thread size order)



700-121 (50)

Thread Dia.: #8
Length: 3/4"
Head Type: Pan
Finish: Black



700-124 (50)

Thread Dia.: #14
Length: 1-1/4"
Head Type: Oval
Finish: Chrome

Screws, Trim

(thread size order)



700-112 (50)

Thread Dia.: M4.2
Length: 20mm
Head Type: Sems
Finish: Black



700-100 (50)

Thread Dia.: #8
Length: 5/8"
Head Type: Sems
Finish: Chrome



700-105 (50)

Thread Dia.: #8
Length: 5/8"
Head Type: Sems
Finish: Black



700-101 (50)

Thread Dia.: #8
Length: 3/4"
Head Type: Sems
Finish: Chrome




700-106 (50)

Thread Dia.: #8
Length: 3/4"
Head Type: Sems
Finish: Black




700-111 (50)

Thread Dia.: #8
Length: 3/4"
Head Type: Oval
Finish: Black




700-102 (50)

Thread Dia.: #8
Length: 1"
Head Type: Sems
Finish: Chrome



700-107 (50)

Thread Dia.: #8
Length: 1"
Head Type: Sems
Finish: Black



700-103 (50)

Thread Dia.: #8
Length: 1-1/4"
Head Type: Sems
Finish: Chrome



700-104 (50)

Thread Dia.: #10
Length: 3/4"
Head Type: Sems
Finish: Chrome



700-108 (50)

Thread Dia.: #10
Length: 3/4"
Head Type: Sems
Finish: Black



700-110 (50)

Thread Dia.: #10
Length: 1"
Head Type: Sems
Finish: Chrome



700-109 (50)

Thread Dia.: #10
Length: 1"
Head Type: Sems
Finish: Black

Screws, Wheel Well Molding



700-209 (50)

Thread Dia.: #8
Length: 3/8"
Finish: Chrome



700-210 (50)

Thread Dia.: #8
Length: 7/16"
Finish: Chrome



700-211 (50)

Thread Dia.: #8
Length: 1/2"
Finish: Chrome



700-212 (25)

Thread Dia.: M4.2
Length: 13mm
Finish: Chrome




700-220 (50)

Thread: #8
Length: 5/8"
Finish: Chrome

Section 21

SECTION 21



Part # 799-500 Stainless Steel Hardware Value Pack

- 9 SKUs, 60 pieces
 - Tray measures 4-1/2" x 5-1/2" x 2-1/2"
- Hex Head Cap Screws:** (4) 5/16"-18 x 1" • (6) 1/4"-20 x 1-1/2" • (4) 3/8"-16 x 1"
- Hex Nut:** (8) 5/16" • (10) 1/4" • (4) 3/8"
- Flat Washers:** (12) 1/4" • (8) 5/16" • (4) 3/8"

SECTION 21

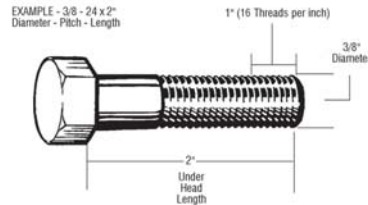


Part # 799-510 Stainless Steel Sheet Metal Screws Value Pack

- 8 SKUs, 79 pieces
 - Tray measures 4-1/2" x 5-1/2" x 2-1/2"
- Stainless Steel Oval Head:** (15) #6 X 1/2" • (10) #8 X 1/2" • (10) #10 X 3/4" • (6) #14 X 1"
- Stainless Steel Pan Head:** (10) #6 X 3/4" • (10) #8 X 3/4" • (10) #10 X 1" • (8) #12 X 1"

Stainless Steel Hex Head Cap Screws

Thread Size	Length	Series	Dealer Pak # (Qty.)
1/4"-20	3/4"	UNC/USS (Coarse)	890-007 (12)
	1"	UNC/USS (Coarse)	890-010 (13)
	1-1/2"	UNC/USS (Coarse)	890-015 (11)
	2"	UNC/USS (Coarse)	890-020 (7)
5/16"-18	3/4"	UNC/USS (Coarse)	890-107 (7)
	1"	UNC/USS (Coarse)	890-110 (9)
	1-1/2"	UNC/USS (Coarse)	890-115 (7)
	2"	UNC/USS (Coarse)	890-120 (5)
3/8"-16	1"	UNC/USS (Coarse)	890-210 (5)
	1-1/4"	UNC/USS (Coarse)	890-212 (4)
	1-1/2"	UNC/USS (Coarse)	890-215 (5)
	2"	UNC/USS (Coarse)	890-220 (3)



Thread Size	Length	Series	Dealer Pak # (Qty.)
3/8"-16	2-1/2"	UNC/USS (Coarse)	890-225 (3)
3/8"-24	1"	UNF/SAE (Fine)	891-210 (5)
	1-1/4"	UNF/SAE (Fine)	891-212 (4)
7/16"-14	1"	UNC/USS (Coarse)	890-310 (3)
	1-1/2"	UNC/USS (Coarse)	890-315 (2)
7/16"-20	1"	UNF/SAE (Fine)	891-310 (7)
1/2"-13	1"	UNC/USS (Coarse)	890-410 (3)

Stainless Steel Carriage Bolts

Thread Size	Length	Dealer Pak # (Qty.)
1/4"-20	1/2"	892-011 (11)
	3/4"	892-012 (8)
	1"	892-013 (7)
	1-1/2"	892-015 (5)
	1-3/4"	892-017 (5)
	2-1/2"	892-025 (3)
	3"	892-030 (4)
	4"	892-040 (2)
5/16"-18	3/4"	892-107 (3)
	1"	892-110 (4)
	1-1/4"	892-112 (3)
	1-1/2"	892-115 (4)
	1-3/4"	892-117 (4)

Thread Size	Length	Dealer Pak # (Qty.)
5/16"-18	2"	892-120 (3)
	3"	892-130 (2)
	4"	892-140 (2)
3/8"-16	3/4"	892-207 (3)
	1"	892-210 (3)
	2"	892-220 (2)
	2-1/2"	892-225 (2)
	3"	892-230 (2)
	4"	892-240 (2)
1/2"-13	1"	892-410 (3)
	2"	892-420 (3)

Stainless Steel Acorn Hex Nuts

Thread Size	Dealer Pak # (Qty.)
1/4"-20	894-070 (4)
5/16"-18	894-071 (2)

Thread Size	Dealer Pak # (Qty.)
3/8"-16	894-072 (2)
1/2"-13	894-074 (2)

Value Packs

21

Stainless Steel Hex Lock Nuts w/Nylon Ring Inserts

Thread Size	Dealer Pak # (Qty.)
10-24	894-079 (21)
1/4"-20 1/4"-28	894-080 (20) 894-130 (14)
5/16"-18 5/16"-24	894-081 (11) 894-131 (9)
3/8"-16 3/8"-24	894-082 (8) 894-132 (6)

Thread Size	Dealer Pak # (Qty.)
7/16"-14 7/16"-20	894-083 (3) 894-133 (2)
1/2"-13 1/2"-20	894-084 (3) 894-134 (3)
5/8"-11	894-086 (2)
3/4"-10	894-087 (2)

Stainless Steel Wing Nuts

Thread Size	Dealer Pak # (Qty.)
1/4"-20	894-050 (4)
5/16"-18	894-051 (3)

Thread Size	Dealer Pak # (Qty.)
3/8"-16	894-052 (2)

Stainless Steel Hex Nuts

Thread Size	Dealer Pak # (Qty.)
10-24	894-008 (43)
1/4"-20 1/4"-28	894-010 (25) 894-110 (23)
5/16"-18 5/16"-24	894-011 (18) 894-111 (18)
3/8"-16 3/8"-24	894-012 (11) 894-112 (12)

Thread Size	Dealer Pak # (Qty.)
7/16"-20	894-113 (6)
1/2"-13 1/2"-20	894-014 (7) 894-114 (5)
5/8"-11 5/8"-18	894-016 (3) 894-116 (2)
3/4"-10	894-017 (2)
7/8"-9	894-018 (2)

Stainless Steel Finishing Washers

Size	Dealer Pak # (Qty.)
5/16"	893-046 (12)

Stainless Steel Fender Washers

Size	Dealer Pak # (Qty.)
1/4"	893-030 (17)
5/16"	893-031 (8)

Size	Dealer Pak # (Qty.)
3/8"	893-032 (6)
1/2"	893-034 (4)

Stainless Steel Flat Washers

Size	Dealer Pak # (Qty.)
1/4"	893-010 (56)
5/16"	893-011 (36)
3/8"	893-012 (32)

Size	Dealer Pak # (Qty.)
7/16"	893-013 (14)
1/2"	893-014 (12)

Stainless Steel Split Lock Washers

Size	Dealer Pak # (Qty.)
1/4"	893-110 (51)
5/16"	893-111 (34)
3/8"	893-112 (21)

Size	Dealer Pak # (Qty.)
7/16"	893-113 (14)
1/2"	893-114 (11)

Stainless Steel Split Lock Washers

21

Stainless Steel Cotter Pins

Fractional Dia.	Fractional Length	Metric Dia.	Metric Length	Dealer Pak # (Qty.)
1/16"	1/2"	M1.6	13mm	801-105 (64)
	3/4"	M1.6	19mm	801-107 (53)
	1"	M1.6	25mm	801-110 (56)
	1-1/4"	M1.6	32mm	801-112 (44)
	1-1/2"	M1.6	38mm	801-115 (35)
	1-3/4"	M1.6	44mm	801-117 (34)
	2"	M1.6	51mm	801-120 (32)
3/32"	1/2"	M2.4	13mm	801-205 (51)
	3/4"	M2.4	19mm	801-207 (44)
	1-1/4"	M2.4	32mm	801-212 (27)
	1-1/2"	M2.4	38mm	801-215 (22)
	1-3/4"	M2.4	44mm	801-217 (19)
	2-1/2"	M2.4	64mm	801-225 (15)
1/8"	1/2"	M3.2	13mm	801-405 (35)
	3/4"	M3.2	19mm	801-407 (28)
	1"	M3.2	25mm	801-410 (23)
	1-1/4"	M3.2	32mm	801-412 (21)
	1-1/2"	M3.2	38mm	801-415 (16)
	1-3/4"	M3.2	44mm	801-417 (14)
	2"	M3.2	51mm	801-420 (13)
	3"	M3.2	76mm	801-430 (9)

Fractional Dia.	Fractional Length	Metric Dia.	Metric Length	Dealer Pak # (Qty.)
5/32"	3/4"	M4	19mm	801-507 (13)
	1-1/4"	M4	32mm	801-512 (12)
	1-1/2"	M4	38mm	801-515 (10)
	2"	M4	51mm	801-520 (8)
	2-1/2"	M4	64mm	801-525 (7)
	3"	M4	76mm	801-530 (6)
3/16"	1"	M4.8	25mm	801-610 (9)
	1-1/4"	M4.8	32mm	801-612 (8)
	1-1/2"	M4.8	38mm	801-615 (7)
	1-3/4"	M4.8	44mm	801-617 (6)
	2"	M4.8	51mm	801-620 (6)
	2-1/2"	M4.8	64mm	801-625 (5)
	3"	M4.8	76mm	801-630 (4)
1/4"	1-1/2"	M6.4	38mm	801-715 (5)
	1-3/4"	M6.4	44mm	801-717 (7)
	2"	M6.4	51mm	801-720 (3)
	2-1/2"	M6.4	64mm	801-725 (2)
	3"	M6.4	76mm	801-730 (2)
	3-1/2"	M6.4	89mm	801-735 (2)
	4"	M6.4	102mm	801-740 (2)

Stainless Steel Clevis Pins

Thread Size	Length	Dealer Pak # (Qty.)
3/16"	1"	801-905 (2)
1/4"	11/16"	801-910 (2)
5/16"	1"	801-921 (6)

Thread Size	Length	Dealer Pak # (Qty.)
5/16"	1-1/2"	801-922 (2)
3/8"	2"	801-931 (2)

Stainless Steel Self - Tapping Screws



Pan Phillips Head



Flat Slotted Head



Flat Phillips Head



Oval Phillips Head

Thread Size	Length	Head Style	Dealer Pak # (Qty.)
#4	1/2"	Flat Slotted Head	895-403 (10)
	5/8"	Flat Slotted Head	895-404 (7)
#6	1/4"	Flat Slotted Head	895-407 (7)
	3/8"	Flat Slotted Head	895-408 (7)
	1/2"	Flat Slotted Head	895-409 (7)
	3/4"	Flat Slotted Head	895-411 (7)
	1"	Flat Slotted Head	895-412 (6)
	#8	3/8"	Flat Slotted Head
1/2"		Pan Phillips Head	896-815 (51)
3/4"		Pan Phillips Head	896-817 (44)
1"		Pan Phillips Head	896-818 (32)
1-1/2"		Flat Phillips Head	896-320 (20)
2"		Flat Phillips Head	896-322 (14)
2-1/2"		Flat Slotted Head	895-425 (8)
#10	1/2"	Pan Phillips Head	896-825 (36)
	3/4"	Pan Phillips Head	896-827 (32)
	1"	Oval Phillips Head	896-529 (25)
	1"	Pan Phillips Head	896-828 (26)
	2"	Flat Phillips Head	896-332 (11)
	2-1/2"	Flat Phillips Head	896-333 (8)
	3"	Flat Phillips Head	896-334 (8)
	3"	Flat Slotted Head	895-436 (6)

Thread Size	Length	Head Style	Dealer Pak # (Qty.)
#12	1/2"	Flat Slotted Head	895-437 (9)
	1/2"	Pan Phillips Head	896-835 (16)
	3/4"	Pan Phillips Head	896-836 (17)
	1"	Flat Phillips Head	896-337 (13)
	1"	Pan Phillips Head	896-837 (13)
	1-1/2"	Flat Phillips Head	896-339 (16)
	2"	Flat Phillips Head	896-341 (9)
	2"	Flat Slotted Head	895-443 (9)
	2-1/2"	Flat Phillips Head	896-342 (8)
	2-1/2"	Flat Slotted Head	895-444 (8)
#14	3"	Flat Phillips Head	896-343 (5)
	3"	Flat Slotted Head	895-445 (6)
	1/2"	Flat Slotted Head	895-446 (7)
	1"	Flat Phillips Head	896-346 (9)
	1-1/2"	Flat Phillips Head	896-348 (6)
	1-1/2"	Flat Slotted Head	895-450 (8)
	2"	Flat Phillips Head	896-350 (6)
	2"	Flat Slotted Head	895-452 (6)
	2-1/2"	Flat Phillips Head	896-351 (4)
	2-1/2"	Flat Slotted Head	895-453 (6)
3"	Flat Phillips Head	896-352 (4)	
3"	Flat Slotted Head	895-454 (5)	

Stainless Steel Machine Screws



Round Slotted Head



Pan Phillips Head



Pan Slotted Head



Oval Slotted Head

Thread Size	Length	Head Style	Dealer Pak # (Qty.)
4-40	1/8"	Pan Phillips Head	898-501 (7)
	1/4"	Pan Phillips Head	898-502 (7)
	3/8"	Pan Slotted Head	897-706 (7)
	1/2"	Pan Phillips Head	898-505 (7)
	1/2"	Pan Slotted Head	897-708 (7)
	3/4"	Pan Phillips Head	898-507 (7)
	3/4"	Pan Slotted Head	897-709 (7)
6-32	3/16"	Pan Slotted Head	897-712 (7)
	1/4"	Pan Slotted Head	897-713 (7)
	3/8"	Pan Slotted Head	897-715 (7)
	1/2"	Pan Slotted Head	897-717 (7)
	3/4"	Pan Slotted Head	897-719 (7)
	1"	Pan Slotted Head	897-720 (7)
	1-1/2"	Pan Slotted Head	897-722 (7)
8-32	3/8"	Pan Phillips Head	898-519 (7)
	3/8"	Pan Slotted Head	897-725 (7)
	1/2"	Pan Slotted Head	897-726 (7)
	2"	Pan Slotted Head	897-733 (7)
10-24	1/2"	Pan Phillips Head	898-529 (23)
	3/4"	Pan Phillips Head	898-530 (19)
	3/4"	Pan Slotted Head	897-738 (7)
	1"	Pan Phillips Head	898-531 (17)
	1-1/4"	Pan Phillips Head	898-532 (19)
	1-1/2"	Pan Slotted Head	897-741 (7)
	2"	Pan Slotted Head	897-743 (7)
	2-1/2"	Pan Phillips Head	898-536 (7)
	2-1/2"	Pan Slotted Head	897-744 (7)
	3"	Pan Phillips Head	898-537 (6)
	3"	Pan Slotted Head	897-745 (7)
10-32	1/4"	Pan Slotted Head	897-746 (7)
	1"	Pan Phillips Head	898-541 (15)
	1-1/2"	Pan Phillips Head	898-543 (14)
	1-1/2"	Pan Slotted Head	897-754 (7)
	2"	Pan Phillips Head	898-545 (9)
	2"	Pan Slotted Head	897-756 (7)
	2-1/2"	Pan Slotted Head	897-757 (7)
	3"	Pan Phillips Head	898-546 (8)
3"	Pan Slotted Head	897-758 (7)	

Thread Dia.	Length	Key Style	Dealer Pak # (Qty.)
12-24	1/2"	Round Slotted Head	897-953 (7)
	3/4"	Round Slotted Head	897-954 (7)
	1-1/2"	Round Slotted Head	897-957 (8)
	2"	Round Slotted Head	897-959 (7)
1/4"-20	1/2"	Pan Phillips Head	898-547 (11)
	1/2"	Pan Slotted Head	897-759 (7)
	3/4"	Pan Phillips Head	898-548 (10)
	1"	Pan Phillips Head	898-549 (8)
	1"	Pan Slotted Head	897-763 (10)
	1-1/2"	Pan Slotted Head	897-765 (7)
	2"	Pan Phillips Head	898-553 (7)
	2"	Pan Slotted Head	897-767 (5)
	2-1/2"	Pan Phillips Head	898-554 (4)
	2-1/2"	Pan Slotted Head	897-768 (7)
	3"	Pan Phillips Head	898-555 (4)
3"	Pan Slotted Head	897-769 (7)	
5/16"-18	3-1/2"	Pan Phillips Head	898-556 (3)
	4"	Pan Phillips Head	898-557 (2)
	1/2"	Round Slotted Head	897-975 (6)
	3/4"	Pan Phillips Head	898-558 (7)
5/16"-18	3/4"	Round Slotted Head	897-976 (7)
	1"	Pan Phillips Head	898-559 (7)
	1"	Round Slotted Head	897-977 (5)
	1-1/2"	Oval Slotted Head	897-561 (2)
	1-1/2"	Pan Phillips Head	898-560 (7)
	1-1/2"	Round Slotted Head	897-979 (4)
	2"	Pan Phillips Head	898-561 (7)
	2"	Round Slotted Head	897-981 (3)
	2-1/2"	Pan Phillips Head	898-562 (2)
	2-1/2"	Round Slotted Head	897-982 (2)
	3"	Pan Phillips Head	898-563 (7)
	3"	Round Slotted Head	897-983 (2)
	3-1/2"	Round Slotted Head	897-984 (7)
	4"	Round Slotted Head	897-985 (7)
3/8"-16	1/2"	Round Slotted Head	897-988 (5)
	3/4"	Round Slotted Head	897-989 (7)
	1"	Round Slotted Head	897-990 (4)
	1-1/2"	Round Slotted Head	897-992 (3)
	2"	Round Slotted Head	897-994 (7)
	3"	Round Slotted Head	897-996 (2)

Section 22

AIR Filter TITE!™

Air Cleaner Hardware			
Type	Part # (Qty.)	Type	Part # (Qty.)
Air Cleaner Clip Strap - GM	41230 (1)	Air Cleaner Sealing Washer - 5/16" Hole	41241 (1)
Air Cleaner Clip Strap - Nissan	41233 (1)	Air Cleaner Wing Nut - 1/4"-20	41200 (1)
Air Cleaner Clip Strap - Chrysler	41232 (1)	Air Cleaner Wing Nut - 1/4"-20	41201 (1)
Air Cleaner Hold-down - M6-1.0	41204 (1)	Air Cleaner Wing Nut - 1/4"-20	41202 (1)
Air Cleaner Hold-down Clamp - Ford Escort/Mercury Lynx	41109 (1)	Air Cleaner Wing Nut - M6-1.0	41203 (1)
Air Cleaner Hold-down Kit - Universal	41255 (1)	Air Cleaner Wing Nut - 5/16"-18	41209 (1)
Air Cleaner Hold-down Screw	41205 (1)	Air Cleaner Wing Nut - M8-1.25	41210 (1)
Air Cleaner Hold-down Screw - Honda	41111 (1)	Air Cleaner Wing Nut Assortment	41206 (1)
Air Cleaner Hold-down Screw - Camaro/Firebird	41215 (1)	Air Cleaner Wire Clip - Chrysler	41231 (1)
Air Cleaner Hold-down Screw - Universal Stud and Nut	41110 (1)	Breather Element Clip - Ford Trucks	41104 (1)
Air Cleaner Hold-down Screw - GM	41108 (1)	Breather Element Clip - Ford	41251 (1)
Air Cleaner Hold-down Screw - Ford	41220 (1)	Breather Element Clip - GM	41250 (1)
Air Cleaner Screw & Clip	41208 (2)	Breather Element Clip - Ford - Big	41105 (1)
Air Cleaner Sealing Washer - 1/4" Hole	41240 (1)		

BODY-TITE!®

Body Fasteners - Interior					
Type	Application	Part # (Qty.)	Type	Application	Part # (Qty.)
Anti Rattle Shim		45641 (3)	Panel Trim Retainer	GM	45890 (4)
Door Panel Clip	Ford	45520 (2)	Panel Trim Retainer	GM	45474 (3)
Door Panel Retainer	GM/Chrysler	45467 (2)	Panel Trim Retainer	GM	45815 (3)
Headliner Retainer		45690 (1)	Panel Trim Retainer	GM	45472 (3)
Nylon Fascia Retainer	Mustang/Capri	45654 (2)	Panel Trim Retainer	GM "F" Body, 1992-82	45477 (2)
Nylon Grill Clip	Toyota Camry	45653 (2)	Panel Trim Retainer	GM	45093 (2)
Nylon Grill Retainer		45494 (1)	Panel Trim Retainer	GM/Chrysler	45688 (1)
Nylon Grill Retainer	Blazer/Bravada	45807 (2)	Panel Trim Retainer	GM/Chrysler	45478 (3)
Nylon Shroud Clip	GM	45459 (2)	Panel Trim Retainer	GM/Chrysler	45460 (2)
Panel Trim Retainer	Chrysler	45462 (3)	Panel Trim Retainer	GM/Chrysler	45464 (2)
Panel Trim Retainer	Chrysler, Ford, GM	45699 (1)	Panel Trim Retainer	GM/Chrysler/AMC	45490 (3)
Panel Trim Retainer	Chrysler, Ford, GM	45678 (1)	Panel Trim Retainer	GM/Toyota	45698 (1)
Panel Trim Retainer	Chrysler/Ford	45697 (1)	Panel Trim Retainer	Honda	45481 (2)
Panel Trim Retainer	Chrysler/Universal	45808 (2)	Panel Trim Retainer	Honda/Toyota	45463 (2)
Panel Trim Retainer	Ford	45879 (2)	Panel Trim Retainer	Honda/Toyota	45461 (2)
Panel Trim Retainer	Ford	45650 (2)	Panel Trim Retainer	Honda/Toyota	45465 (2)
Panel Trim Retainer	Ford	45476 (3)	Panel Trim Retainer	Toyota	45689 (1)
Panel Trim Retainer	Ford	45625 (3)	Panel Trim Retainer	Toyota	45468 (1)
Panel Trim Retainer	Ford, 1994-81	45475 (2)	Panel Trim Retainer	Toyota	45470 (2)
Panel Trim Retainer	GM	45878 (2)	Panel Trim Retainer	Chrysler & Ford	45703 (1)
Panel Trim Retainer	GM	45092 (2)	Push Nut	Universal	45855 (1)
Panel Trim Retainer	GM	45115 (2)	Push Nut	Universal	45614 (1)
Panel Trim Retainer	GM	45095 (2)	Trim Panel Retainer	Chrysler	45492 (2)
Panel Trim Retainer	GM	45814 (3)	Trim Panel Retainer	Universal	45491 (2)
Panel Trim Retainer	GM	45466 (3)	Trim Panel Retainer	Universal	45480 (1)
Panel Trim Retainer	GM	45681 (15)	Weatherstrip Fastener	Universal	45644 (2)

Body Hardware							
Type	Size	Application	Part # (Qty.)	Type	Size	Application	Part # (Qty.)
Body Bolt	1/4"-20 x 1"		45596 (2)	Body Bolt	M8-1.25 x 20mm		45270 (4)
Body Bolt	5/16"-18 x 7/8", 1-1/4"	GM & Ford	45709 (1)	Body Bolt	M8-1.25 x 25mm	GM	45897 (1)
Body Bolt	5/16"-18 x 1"		45590 (2)	Body Bolt	M8-1.25 x 30mm		45592 (2)
Body Bolt	5/16"-18 x 1-1/4"	Ford	45591 (2)	Grill Nut		Chrysler 1984-74	45532 (2)
Body Bolt	5/16"-18 x 13/16" w/Washer Head & CA Point		45031 (3)	Grill Nut	#6/#8		45534 (3)
Body Bolt	5/16"-18 x 7/8"	GM	45599 (2)	Grill Nut	#6/#8	GM, Universal	45537 (4)
Body Bolt	3/8"-16 x 1", 1-1/2"	GM	45711 (1)	Grill Nut	Rectangle	Ford 77-on	45530 (2)
Body Bolt	3/8"-16 x 1"	GM	45598 (1)	Grill Nut	#10/#12		45533 (2)
Body Bolt	3/8"-16 x 1-1/2"	GM	45597 (1)	Grounding Nut	1/4"-20 w/3/4" Flange		45877 (2)
Body Bolt	M10-1.50 x 40mm		45898 (1)	Headlamp Bezel Nut		GM 77-on	45536 (2)
Body Bolt	M4.2-1.41 x 20mm		45030 (4)	Headlamp Bezel Nut	#8/#10		45831 (5)
Body Bolt	M4.2-1.41 x 20mm w/16mm Washer		45896 (4)	Jack Nut	1/4"-20		45820 (1)
Body Bolt	M6-1.0 & M6.3-1.0	GM	45710 (1)	Nylon Anchor Nut	3/8" use w/45835 Nylon Interior Screw	GM F-Body 1992-82	45836 (2)
Body Bolt	M6-1.0 x 25mm		45595 (2)	Nylon Interior Screw	3/8" use w/ Nylon Anchor Nut	GM F-Body 1992-82	45835 (2)
Body Bolt	M6-1.0 x 25mm	GM	45594 (2)	Screw Grommet	M6 x 10.8		45531 (2)
Body Bolt	M6.3-1.0 x 25mm		45895 (2)				

Carded Tites!

22

BODY-TITE!®

Bolt Retainers

ID/Bolt Size	Part # (Qty.)
1/8"	45848 (5)
3/16"	45849 (5)
3/8"	45852 (4)
5/16"	45851 (4)
7/16"	45540 (4)
1/2"	45853 (4)
8mm	45854 (2)

Bumper Bolt w/Nuts

Thread Size	Under-Head Length	Finish	Application	Part # (Qty.)
5/16"-18	3/4"	Stainless Cap	Ford/GM/Universal	45790 (1)
3/8"-16	1-1/4"	Stainless Cap	GM/Universal	45791 (1)
7/16"-14	1-1/2"	Stainless Cap	Ford/GM/Universal	45792 (1)
1/2"-13	1-1/4"	Stainless Cap	Chrysler/Universal	45335 (1)
1/2"-13	1-3/4"	Stainless Cap	Universal	45793 (1)
M8-1.25	20mm	Stainless Cap	Universal	45794 (1)

Exterior Body Fasteners

Type	Application	Part # (Qty.)	Type	Application	Part # (Qty.)
Air Dam Clip	Ford	45810 (2)	Reveal Molding Clip	GM	45605 (3)
Bumper Clip	Chrysler	45811 (2)	Reveal Molding Clip	GM	45604 (3)
Bumper Clip	Chrysler	45812 (2)	Reveal Molding Clip	GM	45601 (3)
Bumper Clip	GM	45479 (2)	Reveal Molding Clip	GM	45602 (3)
Grill Retainer	Honda	45809 (2)	Reveal Molding Clip	Honda	45608 (2)
Grill Retainer	Nissan	45651 (2)	Reveal Molding Clip	Mazda	45606 (2)
Headlamp Bezel Nut	GM	45832 (5)	Rubber Bumper	GM	45620 (4)
Headlamp Bezel Nut	GM	45833 (4)	Rubber Bumper	GM	45621 (4)
Hood Bumper	GM	45892 (1)	Rubber Bumper	GM	45623 (4)
Hood Bumper	GM	45891 (1)	Rubber Bumper	GM	45622 (4)
Hood Bumper	GM	45893 (1)	Rubber Bumper	GM - 1/2" & 5/8"	45717 (1)
Hood Insulator Retainer	GM	45504 (1)	Splash Shield Retainer	GM, 1984-78	45510 (2)
Hood Insulator Retainer	Ford	45503 (2)	Splash Shield Retainer	GM/Ford/Chrysler	45522 (2)
Hood Insulation Retainer	GM/Ford/Chrysler	45501 (3)	Tube Clamp	Toyota	45824 (2)
Hood Insulator Retainer	GM	45713 (3)	Weatherstrip Fastener	Honda	45659 (4)
Hood Insulator Retainer	GM/Ford	45502 (2)	Weatherstrip Retainer	Ford	45638 (2)
Hood Insulator Retainer	GM/Ford/Chrysler	45505 (2)	Weatherstrip Retainer	GM	45642 (2)
Molding Clip Assortment		45444 (1)	Weatherstrip Retainer	GM	45615 (2)
Reveal Molding Clip	Chrysler K	45607 (3)	Weatherstrip Retainer	GM	45613 (2)
Reveal Molding Clip	Ford	45603 (3)	Weatherstrip Retainer	Universal	45648 (2)
Reveal Molding Clip	GM	45600 (3)	Weatherstrip Retainer	Universal	45646 (2)

Headlamp Adjusting Screws

Type	Part # (Qty.)
Composite Adjuster	45850 (4)

Molding Retainers

Description	Part # (Qty.)	Description	Part # (Qty.)
Assortment	45432 (1)	Honda	45455 (2)
10-24 x 1" Chrysler	45452 (2)	Honda	45447 (2)
5/16"	45427 (1)	Honda Accord	45829 (2)
3/8"	45828 (1)	Nylon	45435 (2)
7/16"	45431 (2)	Nylon	45428 (2)
Chrysler	45442 (3)	Nylon	45437 (2)
Ford	45441 (3)	Toyota	45817 (2)
GM	45454 (1)	Universal	45433 (2)
GM	45443 (3)	Universal	45438 (2)
GM	45434 (2)	Universal	45439 (2)
GM	45440 (3)	Universal	45430 (2)
GM Universal	45845 (3)	Universal	45436 (2)
GM, Chrysler	45451 (2)	Volvo	45453 (2)
GM, Chrysler	45450 (2)	VW/Porsche	45445 (2)
Honda	45456 (2)	VW/Porsche	45448 (2)
Honda	45449 (2)	VW/Porsche	45446 (2)

BODY-TITE!®

Nylon Nuts



Screw Size	Insertion Size	Head Size	Part # (Qty.)	Screw Size	Insertion Size	Head Size	Part # (Qty.)
#6, #8, #10	Assorted	.560" Round	45695 (4)	#8	.332"	.508" Square	45834 (4)
#6 or #8	.307"	.440" Square	45535 (3)	1/4	3/8" Square	.616" Square	45281 (6)
#8	.304"		45830 (4)				

Plug Buttons



Hole Size	Finish	Part # (Qty.)	Hole Size	Finish	Part # (Qty.)
3/8"	Chrome	45482 (4)	3/4"	Plastic Flush	45841 (4)
3/8"	Plastic Flush	45839 (5)	7/8"	Plastic Flush	45842 (4)
1/2"	Chrome	45483 (3)	1"	Chrome	45486 (2)
1/2"	Plastic Flush	45840 (5)	1"	Plastic Flush	45843 (3)
5/8"	Chrome	45484 (3)	1-1/4"	Plastic Flush	45844 (2)
3/4"	Chrome	45485 (2)			

Self-Drilling/Self-Tapping Screws



Thread Size	Head Type	Part # (Qty.)	Thread Size	Head Type	Part # (Qty.)
#8 x 3/4"	Hex Washer Head	45550 (5)	#14 x 3/4"	Hex Washer Head	45554 (3)
#10 x 3/4"	Hex Washer Head	45552 (5)			

Specialty Rivets



Style	Hole Diameter	Head Diameter	Shaft Length	Part # (Qty.)	Style	Hole Diameter	Head Diameter	Shaft Length	Part # (Qty.)
Push-In	0.250"	.690"	.555"	45612 (2)	Push-In	0.250"	.625"	.438"	45263 (4)
Push-In	0.250"	.580"	.600"	45823 (2)	Push-In	0.270"	.720"	.715"	45881 (2)
Push-In	0.250"	1.000"	.900"	45813 (2)	Push-In	0.250"	.707"	.635"	45610 (2)
Push-In	0.250"	.690"	.555"	45822 (3)					

Speed Nuts



Type	Screw Size	Throat Depth	Panel Range	Part # (Qty.)	Type	Screw Size	Throat Depth	Panel Range	Part # (Qty.)
Clip Nut	M6-1.0			45411 (2)	"J" Style	#14	1/2"	.010" - .050"	45400 (3)
Clip Nut	M8-1.25			45819 (2)	"J" Style	#8	3/8"	.030" - .060"	45404 (3)
Clip Nut - Shock Tower	5/16"-18			45413 (2)	Wide Panel Style	#14	3/8"	.025" - .125"	45408 (3)
"J" Style	#6	5/16"	.090" - .110"	45401 (3)	Wide Panel Style	#6	3/8"	.025" - .125"	45405 (3)
Flat	#6-32 & #8-32			45701 (4)	Wide Panel Style	#8	3/8"	.025" - .125"	45406 (3)
Flat Style	#10			45425 (4)	Wide Panel Style	3/8"-16	N/A	N/A	45422 (1)
Flat Style	1/8" Post			45423 (4)	Wide Panel Style	M6-1.0	N/A	N/A	45426 (2)
Flat Style	3/16" Post			45825 (4)	"U" Threaded	1/4"-20	13/16"	.025" - .150"	45799 (2)
Flat Style	3/32" Post			45421 (4)	"U" Threaded	1/4"-20	9/16"	.025" - .150"	45818 (2)
"U" Style Nylon	M5 (for Nissan)			45827 (1)	"U" Threaded	M8-1.25	13/16"	.025" - .170"	45415 (2)
"U" Style Nylon	M6 (for Toyota)			45410 (1)	"U" Style	#10	13/32"		45407 (3)
"U" Style Nylon	5mm; 20 mm Wide			45429 (2)	"U" Style	#6, #10, 1/4"-20			45627 (1)
"U" Style	#10	11/32"	Up to .075"	45409 (3)	"U" Style	#8, #10, #14			45628 (1)
"U" Style	#10	11/32"	Up to .075"	45403 (3)	"U" Style	5/16"-18, 3/8"-16			45632 (1)
"U" Style	#10	3/8"	Up to .075"	45402 (3)	"U" Style	5/16"-18			45414 (2)
"U" Style	1/4"-20			45412 (2)	"U" Style	M6-1.0 & M8-1.25			45702 (1)
"U" Style	M4.8			45416 (3)	"U" Style	M6-1.0 & M8-1.25			45700 (1)
"U" Style	M6.3	10mm	.020" - .050"	45331 (3)					45700 (1)

Star Drive Screws



Thread Dia.	Length	Head Type	Finish	Part (Qty.)	Thread Dia.	Length	Head Type	Finish	Part (Qty.)
#8	3/4"	Pan	Black	45862 (3)	M4.2	25mm	Oval	Chrome	45864 (3)
#14	1-1/4"	Oval	Chrome	45860 (3)	M4.2	25mm	Oval	Black	45865 (3)
M4.2	20mm	Oval	Chrome	45863 (3)	M4.2 & #8	3/4", 25mm	Pan/Oval	Black	45721 (1)

BODY-TITE!®

Thread Cutting Nuts



Stud Size	Hex Size	Part # (Qty.)	Stud Size	Hex Size	Part # (Qty.)
1/8"	5/16"	45570 (4)	3/16"	3/8"	45571 (4)
1/8" - 11/64" Emblem Retainer	Push On	45662 (3)	1/4"	7/16"	45572 (4)
1/8", 5/32", 3/16", 1/4"		45692 (1)	5/16"	1/2"	45574 (4)
5/32"	3/8"	45573 (4)			

Trim Screws



Thread Dia.	Length	Head Type	Finish	Part # (Qty.)	Thread Dia.	Length	Head Type	Finish	Part # (Qty.)
#8	1"	Sems	Black	45587 (5)	#10	1"	Sems	Black	45589 (5)
#8	1"	Sems	Chrome	45581 (5)	#10	1"	Sems	Chrome	45585 (5)
#8	1-1/4"	Sems	Chrome	45583 (5)	#10	3/4"	Sems	Chrome	45584 (5)
#8	3/4"	Countersunk	Chrome	45124 (4)	#10	3/4"	Sems	Black	45588 (5)
#8	3/4"	Oval	Black	45880 (6)	#10-16	3/4", 1"	Sems		45708 (1)
#8	3/4"	Sems	Black	45521 (6)	#10-16	3/4", 1"	Phillips/Oval	Chrome	45706 (1)
#8	3/4"	Sems	Chrome	45580 (5)	Assorted				45578 (1)
#8	3/8" & 5/8"	Sems	Chrome	45705 (1)	Assorted			Chrome	45901 (1)
#8	5/8"	Sems	Black	45586 (5)	Assorted			Black	45902 (1)
#8	5/8"	Sems	Chrome	45582 (5)	M4.2	20mm	Sems	Black	45861 (3)
#8	5/8", 1"	Phillips/Oval	Black	45707 (1)	M4.2-1.41 & #8	3/4", 20mm	Phillips/Oval	Black	45720 (1)
#8-18	5/8", 3/4", 1", 1-1/4"	Phillips/Oval	Chrome	45693 (1)					

Tubular Nuts



Stud Size	Drill Hole	Part # (Qty.)	Stud Size	Drill Hole	Part # (Qty.)
3/32"	1/8"	45417 (3)	1/8"	3/16"	45418 (3)
1/8"	5/32"	45419 (3)	3/16"	5/16"	45420 (3)

Washed Nuts



Thread Size	Part # (Qty.)	Thread Size	Part # (Qty.)
M6-1.0	45870 (2)	M8-1.25	45872 (2)
M6.3-1.0	45871 (2)	M10-1.50	45874 (2)

Wheel Well Molding Screws



Thread Size	Length	Finish	Part # (Qty.)
#8	3/8"	Chrome	45560 (4)
#8	5/8"	Chrome	45562 (4)

BRASS-TITE!®

Air Brake/Nylon Tubing Fittings



Type	Tube Size (OD)	Male Size	Part # (Qty.)	Type	Tube Size (OD)	Male Size	Part # (Qty.)
90° Male Elbow	1/4"	1/4"	43640 (1)	Nut	1/4"	N/A	43610 (1)
90° Male Elbow	3/8"	1/4"	43641 (1)	Nut	3/8"	N/A	43611 (1)
90° Male Elbow	1/2"	3/8"	43642 (1)	Nut	1/2"	N/A	43612 (1)
Insert	1/4"	N/A	43623 (2)	Sleeve	1/4"	N/A	43599 (2)
Insert	3/8"	N/A	43624 (2)	Sleeve	3/8"	N/A	43601 (2)
Insert	1/2"	N/A	43625 (2)	Sleeve	1/2"	N/A	43602 (2)
Male Connector	1/4"	1/4"	43626 (1)	Union	1/4"	N/A	43620 (1)
Male Connector	3/8"	1/4"	43627 (1)	Union	3/8"	N/A	43621 (1)
Male Connector	1/2"	3/8"	43628 (1)	Union	1/2"	N/A	43622 (1)

BRASS-TITE!®

Brake Line Adapters



Type	Female Tube Size	Male Tube Size	Part # (Qty.)	Type	Female Tube Size	Male Tube Size	Part # (Qty.)
Dual Brake	3/16" (3/8"-24)BF	1/4" (7/16"-20)BF	43393 (1)	Tube Adapter	3/16" (3/8"-24)	1/4" (7/16"-20)	43300 (1)
Dual Brake	3/16" (3/8"-24)	1/2"-20	43390 (1)	Tube Adapter	3/16" (3/8"-24)	5/16" (1/2"-20)	LU7003 (1)
Dual Brake	1/4"	9/16"-18	43394 (1)	Tube Adapter	3/16" (3/8"-24)	5/16" (1/2"-20)	43301 (1)
Dual Brake	3/8" (5/8"-18)	1/2"-20	43392 (1)	Tube Adapter	1/4" (7/16"-20)	3/16" (3/8"-24)	LU7052 (1)
Dual Brake	5/16" (1/2"-20)	5/8"-18	43391 (1)	Tube Adapter	1/4" (7/16"-20)	3/16" (3/8"-24)	43303 (1)
Long Brake	3/16" (3/8"-24)	3/16" (3/8"-24)	43306 (1)	Tube Adapter	1/4" (7/16"-20)	5/16" (1/2"-20)	43302 (1)
Long Brake	1/4" (7/16"-20)	5/16" (1/2"-20)	43307 (1)	Tube Adapter	1/4" (7/16"-20)	5/16" (1/2"-20)	LU7053 (1)
Long Brake	5/16" (1/2"-20)	5/8"-18	43308 (1)				

Brake Line Specialty Adapters



Type	Female Thread Size	Male Tube Size/Type	Male Thread Size	Part # (Qty.)	Type	Female Thread Size	Male Tube Size/Type	Male Thread Size	Part # (Qty.)
Bubble Flare	3/8"-24	3/16"	M10-1.25	43509 (1)	Inverted Flare	3/8"-24	3/16"	M9-1.0	43500 (1)
Bubble Flare	3/8"-24	3/16"	3/8"-24	43507 (1)	Inverted Flare	3/8"-24	3/16"	M10-1.0	43508 (1)
Bubble Flare	3/8"-24	1/4"	7/16"-20	43501 (1)	Inverted Flare	3/8"-24	3/16"	M10-1.25	43528 (1)
Bubble Flare	M10-1.0	3/16"	M11-1.50	43503 (1)	Inverted Flare	M10-1.0	3/16"	M10-1.25	43506 (1)
Bubble Flare	M10-1.0	3/16"	M12-1.50	43505 (1)	Inverted Flare	M10-1.0	3/16"	M10-1.25	43502 (1)
Bubble Flare	M10-1.0	3/16"	M12-1.0	43504 (1)					

Brake Line Tees



Type	Size	Part # (Qty.)	Type	Size	Part # (Qty.)
Inverted Flare	1/8" x 1/8" x 1/8"	43520 (1)	Inverted Flare	1/4" x 1/4" x 1/4"	43522 (1)
Inverted Flare	3/16" x 3/16" x 3/16"	43521 (1)			

Brake Line Unions



Type	Tube Size	Thread Size	Part # (Qty.)	Type	Tube Size	Thread Size	Part # (Qty.)
Bubble Flare	3/16"	3/8"-24	43511 (1)	Bubble Flare	3/16"	M10-1.0	43512 (1)
Bubble Flare	3/16"	3/8"-24	LU7211 (1)	Inverted Flare	3/16"	M10-1.0	43510 (1)

Compression Fittings



Type	Tube Size (OD)	Part # (Qty.)	Type	Tube Size (OD)	Part # (Qty.)
Nut	1/8"	43351 (1)	Union	1/8"	43001 (1)
Nut	3/16"	43352 (1)	Union	3/16"	43002 (1)
Nut	1/4"	43353 (1)	Union	1/4"	43003 (1)
Nut	5/16"	43350 (2)	Union	5/16"	43004 (1)
Nut	3/8"	43354 (1)	Union	3/8"	43005 (1)
Nut	1/2"	43355 (1)	Union	1/2"	43007 (1)
Sleeve	1/8"	43329 (2)	Union Tee	3/16"	43110 (1)
Sleeve	3/16"	43325 (2)	Union Tee	1/4"	43111 (1)
Sleeve	1/4"	43326 (2)	Union Tee	5/16"	43112 (1)
Sleeve	5/16"	43327 (2)	Union Tee	3/8"	43113 (1)
Sleeve	3/8"	43328 (2)			
Sleeve	1/2"	43332 (2)			

Drain Cocks



Type	Male Pipe Size	Part # (Qty.)	Type	Male Pipe Size	Part # (Qty.)
Air or Drain	1/8" NPT	43175 (1)	Outlet Type	1/4" NPT	43176 (1)
Air or Drain	1/4" NPT	43177 (1)			

Carded Titles!

BRASS-TITE!®

Fuel Hose Fittings



Type	Hose Size (ID)	Thread/Tube Size	Part # (Qty.)	Type	Hose Size (ID)	Thread/Tube Size	Part # (Qty.)
90° Rigid Male Elbow - Pipe Thread	5/16"	1/4" MNPT	43041 (1)	Male Connector - Pipe Thread	1/4"	1/4" MNPT	43285 (1)
90° Rigid Male Elbow - Pipe Thread	5/16"	1/8" MNPT	43040 (1)	Male Connector - Pipe Thread	3/8"	1/8" MNPT	43275 (1)
90° Rigid Male Elbow - Pipe Thread	3/8"	1/4" MNPT	43288 (1)	Male Connector - Pipe Thread	3/8"	1/4" MNPT	43277 (1)
Male Connector - Inverted Flare	1/4"	1/4" Tube	43287 (1)	Male Connector - Pipe Thread	3/8"	3/8" MNPT	43286 (1)
Male Connector - Inverted Flare	5/16"	5/16" Tube	43076 (1)	Male Swivel Connector - Inverted Flare	5/16"	5/16" Tube	43290 (1)
Male Connector - Inverted Flare	5/16"	3/8" Tube	43280 (1)	Male Swivel Connector - Inverted Flare	3/8"	3/8" Tube	43289 (1)
Male Connector - Inverted Flare	3/8"	3/8" Tube	43075 (1)	Three-Way Brass Tee Connector	5/16"		43071 (1)
Male Connector - Pipe Thread	5/16"	1/8" MNPT	43279 (1)	Three-Way Brass Tee Connector	1/4"		43070 (1)
Male Connector - Pipe Thread	5/16"	1/4" MNPT	43278 (1)	Three-Way Brass Tee Connector	3/8"		43072 (1)
Male Connector - Pipe Thread	1/4"	1/8" MNPT	43276 (1)				

Inverted Flare Fittings



Type	Tube Size (OD)	Pipe Size	Part # (Qty.)	Type	Tube Size (OD)	Pipe Size	Part # (Qty.)
90° Male Elbow	3/16"	1/8" MNPT	43035 (1)	Plug - Steel	3/16"	N/A	43160 (1)
90° Male Elbow	1/4"	1/4" MNPT	43047 (1)	Plug - Steel	1/4"	N/A	43163 (1)
90° Male Elbow	1/4"	1/4" MNPT	43045 (1)	Plug - Steel	5/16"	N/A	43162 (1)
90° Male Elbow	3/8"	1/4" MNPT	43097 (1)	Plug - Steel	3/8"	N/A	43164 (1)
90° Male Elbow	5/16"	1/8" MNPT	43036 (1)	Tube Nut - Steel	3/16" Standard Flare	N/A	43469 (1)
90° Male Elbow	5/16"	1/4" MNPT	43048 (1)	Tube Nut - Steel	1/4"	N/A	43470 (1)
90° Male Elbow	3/8"	1/8" MNPT	43046 (1)	Tube Nut - Steel	5/16"	N/A	43471 (1)
90° Male Elbow	3/8"	1/4" MNPT	43037 (1)	Tube Nut - Steel	3/8"	N/A	43472 (1)
90° Male Elbow	3/8"	1/8" MNPT	43096 (1)	Union	3/16"	N/A	43375 (1)
Male Connector	3/16"	1/8" MNPT	LU7022 (1)	Union	1/4"	N/A	LU7051 (1)
Male Connector	3/16"	1/8" MNPT	43225 (1)	Union	1/4"	N/A	43376 (1)
Male Connector	1/4"	1/8" MNPT	43226 (1)	Union	5/16"	N/A	43377 (1)
Male Connector	1/4"	1/4" MNPT	43232 (1)	Union	3/8"	N/A	43092 (1)
Male Connector	5/16"	1/8" MNPT	43227 (1)	Union	3/8"	N/A	43091 (1)
Male Connector	5/16"	1/4" MNPT	43228 (1)	Union	3/8"	N/A	43378 (1)
Male Connector	3/8"	1/8" MNPT	43231 (1)	Union	3/8"	N/A	LU7151 (1)
Male Connector	3/8"	1/4" MNPT	43229 (1)				

Pipe Fittings



Type	Thread Size	Thread Size	Part # (Qty.)	Type	Thread Size	Thread Size	Part # (Qty.)
Adapter	1/8" FNPT	1/8" MNPT	43123 (1)	Nipple - 1-1/2"	N/A	1/4" MNPT	43257 (1)
Adapter	1/4" FNPT	1/8" MNPT	43125 (1)	Nipple - 1-1/2"	N/A	3/8" MNPT	43258 (1)
Adapter	1/4" FNPT	1/4" MNPT	43124 (1)	Nipple - 2"	N/A	1/8" MNPT	43265 (1)
Adapter	3/8" FNPT	1/4" MNPT	43126 (1)	Nipple - 2"	N/A	1/4" MNPT	43266 (1)
Bushing	1/8" FNPT	1/4" MNPT	43100 (1)	Nipple - 2"	N/A	3/8" MNPT	43267 (1)
Bushing	1/8" FNPT	3/8" MNPT	43102 (1)	Nipple - Close	N/A	1/8" MNPT	43250 (1)
Bushing	1/8" FNPT	1/2" MNPT	43105 (1)	Nipple - Close	N/A	1/4" MNPT	43252 (1)
Bushing	1/4" FNPT	3/8" MNPT	43101 (1)	Nipple - Close	N/A	3/8" MNPT	43256 (1)
Bushing	1/4" FNPT	1/2" MNPT	43103 (1)	Nipple - Hex	1/8" MNPT	1/8" MNPT	43261 (1)
Bushing	3/8" FNPT	1/2" MNPT	43104 (1)	Nipple - Hex	1/4" MNPT	1/4" MNPT	43260 (1)
Coupling	1/8" FNPT	N/A	43050 (1)	Nipple - Hex	3/8" MNPT	3/8" MNPT	43262 (1)
Coupling	1/4" FNPT	N/A	43051 (1)	Pipe Plug - Hex Head	N/A	1/8" MNPT	43150 (1)
Coupling	3/8" FNPT	N/A	43052 (1)	Pipe Plug - Hex Head	N/A	1/4" MNPT	43151 (1)
Coupling - Reducing	1/8" FNPT	1/4" FNPT	43128 (1)	Pipe Plug - Hex Head	N/A	3/8" MNPT	43152 (1)
Coupling - Reducing	1/4" FNPT	3/8" FNPT	43127 (1)	Pipe Plug - Hex Head	N/A	1/2" MNPT	43153 (1)
Elbow - 45° Street	1/8" FNPT	1/8" MNPT	43020 (1)	Pipe Plug - Square Head	N/A	1/8" MNPT	43165 (1)
Elbow - 45° Street	1/4" FNPT	1/4" MNPT	43021 (1)	Pipe Plug - Square Head	N/A	1/4" MNPT	43155 (1)
Elbow - 45° Street	3/8" FNPT	3/8" MNPT	43022 (1)	Pipe Plug - Square Head	N/A	3/8" MNPT	43166 (1)
Elbow - 90° Female	1/8" FNPT	N/A	43033 (1)	Pipe Plug - Square Head	N/A	3/8" MNPT	43090 (1)
Elbow - 90° Female	1/4" FNPT	N/A	43034 (1)	Pipe Plug - Square Head	N/A	1/2" MNPT	43167 (1)
Elbow - 90° Street	1/8" FNPT	1/8" MNPT	43030 (1)	Tee - Female	1/8" FNPT	N/A	43025 (1)
Elbow - 90° Street	1/4" FNPT	1/4" MNPT	43031 (1)	Tee - Female	1/4" FNPT	N/A	43018 (1)
Elbow - 90° Street	3/8" FNPT	3/8" MNPT	43032 (1)	Tee - Female	3/8" FNPT	N/A	43019 (1)
Fuel Hose - Tees	3/8"	3/8"	43019 (1)	Tee - Street	1/8" FNPT	1/8" MNPT	43026 (1)
Nipple - 1-1/2"	N/A	1/8" MNPT	43251 (1)	Tee - Street	1/4" FNPT	1/4" MNPT	43027 (1)

BRASS-TITE!®

Pipe to Compression Fittings



Type	Tube Size (OD)	Pipe Size	Part # (Qty.)	Type	Tube Size (OD)	Pipe Size	Part # (Qty.)
Connector - Female - FNPT	1/8"	1/8"	43009 (1)	Connector - Male - MNPT	5/16"	1/4"	43244 (1)
Connector - Female - FNPT	3/16"	1/8"	43010 (1)	Connector - Male - MNPT	5/16"	1/4"	43242 (1)
Connector - Female - FNPT	1/4"	1/8"	43011 (1)	Connector - Male - MNPT	3/8"	1/4"	43246 (1)
Connector - Female - FNPT	5/16"	1/8"	43012 (1)	Elbow - 90° Male - MNPT	1/8"	1/8"	43235 (1)
Connector - Female - FNPT	3/8"	1/4"	43013 (1)	Elbow - 90° Male - MNPT	3/16"	1/8"	43236 (1)
Connector - Male - MNPT	1/8"	1/8"	43240 (1)	Elbow - 90° Male - MNPT	1/4"	1/8"	43248 (1)
Connector - Male - MNPT	3/16"	1/8"	43241 (1)	Elbow - 90° Male - MNPT	5/16"	1/8"	43237 (1)
Connector - Male - MNPT	1/4"	1/8"	43243 (1)	Elbow - 90° Male - MNPT	3/8"	1/4"	43238 (1)

Push On Hose Fittings



Type	Hose Size (ID)	Tube/Pipe Size	Part # (Qty.)	Type	Hose Size (ID)	Tube/Pipe Size	Part # (Qty.)
Connector - Male (Metric)	1/4"	M12-1.50	43080 (1)	Connector - Male (Metric)	3/8"	M16-1.50	43082 (1)
Connector - Male (Metric)	5/16"	M14-1.50	43081 (1)				

SAE 45° Flare Fittings



Type	Tube Size (OD)	Thread Size	Part # (Qty.)	Type	Tube Size (OD)	Thread Size	Part # (Qty.)
Connector - Female	1/4"	1/8" FNPT	43420 (1)	Nut	1/4"	N/A	43401 (1)
Connector - Female	5/16"	1/8" FNPT	43421 (1)	Nut	5/16"	N/A	43402 (1)
Connector - Male	3/16"	1/8" MNPT	43230 (1)	Nut	3/8"	N/A	43403 (1)
Connector - Male	1/4"	1/8" MNPT	43430 (1)	Nut - Long Brass	3/16"	N/A	43475 (1)
Connector - Male	1/4"	1/4" MNPT	43431 (1)	Nut - Long Brass	1/4"	N/A	43400 (1)
Connector - Male	5/16"	1/8" MNPT	43432 (1)	Nut - Long Brass	5/16"	N/A	43476 (1)
Connector - Male	5/16"	1/4" MNPT	43433 (1)	Nut - Long Brass	3/8"	N/A	43477 (1)
Connector - Male	3/8"	1/4" MNPT	43434 (1)	Union	1/4"	N/A	43380 (1)
Connector - Male	3/8"	3/8" MNPT	43435 (1)	Union	5/16"	N/A	43381 (1)
Connector - Male	1/2"	3/8" MNPT	43436 (1)	Union	3/8"	N/A	43382 (1)

EXPAND-TITE!®

Cup Type Expansion Plugs



Nominal Dia.	Metric Dia.	Type	Height	Closed End Dia.	Open End Dia.	Part # (Qty.)	Nominal Dia.	Metric Dia.	Type	Height	Closed End Dia.	Open End Dia.	Part # (Qty.)
29/64"SC	11.32mm	Steel	0.220"	0.438"	0.456"	02652 (1)	40.08mm	40.08mm	Brass	0.450"	1.574"	1.593"	02524 (1)
3/4"	19.11mm	Brass	0.250"	0.747"	0.757"	02507 (1)	40.08mm	40.08mm	Steel	0.450"	1.574"	1.596"	02667 (1)
7/8"	22.41mm	Steel	0.340"	0.880"	0.891"	02656 (1)	41.54mm	41.54mm	Brass	0.519"	1.630"	1.640"	02502 (1)
25mm	25.26mm	Steel	0.250"	0.989"	1.002"	02559 (2)	41.54mm	41.54mm	Steel	0.500"	1.630"	1.643"	02588 (2)
25.73mm	25.73mm	Steel	0.250"	1.007"	1.021"	02552 (2)	41.65mm	41.65mm	Brass	0.351"	1.635"	1.644"	02519 (1)
28.61mm	28.61mm	Steel	0.470"	1.120"	1.135"	02577 (2)	41.84mm	41.84mm	Steel	0.450"	1.642"	1.655"	02555 (2)
30.25mm	30.25mm	Steel	0.301"	1.185"	1.199"	02560 (2)	44.61mm	44.61mm	Brass	0.430"	1.751"	1.761"	02690 (1)
1-1/4"	31.83mm	Brass	0.400"	1.249"	1.257"	02500 (1)	44.61mm	44.61mm	Steel	0.430"	1.751"	1.764"	02556 (2)
1-1/4"	31.83mm	Steel	0.400"	1.249"	1.260"	02581 (2)	1-7/8"	48.06mm	Brass	0.380"	1.887"	1.897"	02632 (1)
1-1/4"SC	31.91mm	Brass	0.260"	1.252"	1.260"	02661 (1)	1-7/8"	48.06mm	Steel	0.380"	1.887"	1.900"	02594 (2)
34.3mm	34.30mm	Steel	0.497"	1.344"	1.359"	02582 (2)	2"SC	50.92mm	Brass	0.420"	1.997"	2.012"	02620 (1)
35.21mm	35.21mm	Brass	0.380"	1.379"	1.393"	02523 (1)	2-1/64"	51.10mm	Brass	0.650"	2.005"	2.018"	02692 (1)
35.21mm	35.21mm	Steel	0.380"	1.379"	1.396"	02583 (2)	2-1/64"	51.10mm	Steel	0.650"	2.003"	2.021"	02677 (1)
35.21mm	35.21mm	Steel	0.380"	1.379"	1.396"	02598 (2)	52.47mm	52.47mm	Steel	0.270"	2.060"	2.074"	02680 (1)
38.25mm	38.25mm	Brass	0.570"	1.500"	1.511"	02501 (1)	53.36mm	53.36mm	Steel	0.278"	2.094"	2.107"	02558 (2)
38.25mm	38.25mm	Brass	0.220"	1.501"	1.510"	02505 (1)	2-9/64"	54.41mm	Steel	0.432"	2.137"	2.150"	02678 (1)
38.25mm	38.25mm	Steel	0.570"	1.500"	1.514"	02554 (2)	2-1/8"SC	54.69mm	Steel	0.360"	2.147"	2.162"	02653 (1)
1-1/2"	38.29mm	Steel	0.480"	1.502"	1.515"	02586 (2)	2-1/2"	63.50mm	Steel	0.280"	2.495"	2.513"	02673 (1)
1-9/16"	39.94mm	Brass	0.380"	1.567"	1.577"	02636 (1)							

Carded Tites!

EXPAND-TITE!®

Expand-Tite! to Dorman Interchange (see Section 8 for more detailed information)

Expand-Tite! #	Dorman #	Expand-Tite! #	Dorman #	Expand-Tite! #	Dorman #	Expand-Tite! #	Dorman #	Expand-Tite! #	Dorman #
02620	567-017	02632	567-042	02653	557-009	02670	557-003	02686	567-016
02621	567-018	02633	567-048	02655	557-016	02671	557-010	02687	567-019
02623	567-056	02634	567-064	02656	557-048	02673	557-026	02688	567-026
02625	567-011	02635	567-025	02657	557-019	02675	557-042	02690	567-003
02626	567-006	02637	567-038	02659	557-025	02676	557-002	02691	567-015
02627	567-058	02639	567-027	02660	567-001	02677	557-005	02692	567-005
02628	567-029	02650	557-001	02661	567-014	02678	557-015		
02629	567-051	02651	557-014	02663	567-009	02681	567-002		
02630	567-054	02652	557-006	02667	557-064	02685	567-010		

Expansion Plugs - Quick-Seal® Copper



Standard Size	Decimal Size	Metric Size	Maximum Expansion	Metric Max. Expansion	Part # (Qty.)	Standard Size	Decimal Size	Metric Size	Maximum Expansion	Metric Max. Expansion	Part # (Qty.)
1-1/4"	1.250"	32mm	1.280"	32.5mm	02480 (1)	1-5/8"	1.625"	42mm	1.655"	42.037mm	02483 (1)
1-1/2"	1.500"	38.5mm	1.530"	38.862mm	02482 (1)						

Expansion Plugs - Quick-Seal® Rubber



Nominal Size	Decimal Size	Metric Size	Size Range	Metric Range	Part # (Qty.)	Nominal Size	Decimal Size	Metric Size	Size Range	Metric Range	Part # (Qty.)
3/4"	0.750"	19mm	3/4" - 7/8"	19mm - 22mm	02608 (1)	1-1/2"	1.500"	38mm	1-1/2" - 1-5/8"	38mm - 41mm	02603 (1)
7/8"	0.875"	22mm	7/8" - 1"	22mm - 25mm	02609 (1)	1-5/8"	1.625"	41mm	1-5/8" - 1-3/4"	41mm - 44mm	02604 (1)
1"	1.000"	25mm	1" - 1-1/8"	25mm - 28mm	02600 (1)	1-3/4"	1.750"	44mm	1-3/4" - 1-7/8"	44mm - 47mm	02605 (1)
1-1/8"	1.125"	28mm	1-1/8" - 1-1/4"	28mm - 31mm	02610 (1)	1-7/8"	1.875"	47mm	1-7/8" - 2"	47mm - 50mm	02606 (1)
1-1/4"	1.250"	31mm	1-1/4" - 1-3/8"	31mm - 34mm	02601 (1)	2"	2.000"	50mm	2" - 2-1/8"	50mm - 53mm	02607 (1)
1-3/8"	1.375"	34mm	1-3/8" - 1-1/2"	34mm - 38mm	02602 (1)						

Pipe Plugs



Head Style	Thread Size	Length	Head Size	Description	Part # (Qty.)	Head Style	Thread Size	Length	Head Size	Description	Part # (Qty.)
C.S. Hex	3/8"-18 NPT	7/16"	8mm		02472 (1)	C.S. Hex	1/4"-18 NPT	1/2"	1/4"	Pilot Point	02471 (1)

Reverse Taper Cup Type Expansion Plugs



Type	Nominal Dia.	Metric Size	Height	Closed End	Open End	Part # (Qty.)	Type	Nominal Dia.	Metric Size	Height	Closed End	Open End	Part # (Qty.)
Steel SC	19/32"	14.38mm	0.210"	0.570"	0.565"	02657 (1)	Steel SC	2-3/8"	60.61mm	0.310"	2.388"	2.385"	02625 (1)

KEEP-TITE!®

Cotter Pins



Diameter	Length	Metric Dia.	Metric Length	Part # (Qty.)	Diameter	Length	Metric Dia.	Metric Length	Part # (Qty.)
1/16"	1/2"	M1.6	13mm	44509 (15)	1/8"	1"	M3.2	25mm	44499 (12)
1/16"	3/4"	M1.6	19mm	44494 (15)	1/8"	1-1/4"	M3.2	30mm	44525 (10)
1/16"	1"	M1.6	25mm	44501 (30)	1/8"	1-1/2"	M3.2	38mm	44503 (12)
5/64"	45/64"	M2	18mm	44521 (1)	1/8"	2"	M3.2	51mm	44504 (10)
5/64"	55/64"	M2	21mm	44523 (5)	5/32"	1-3/16"	M4	30mm	44522 (4)
3/32"	1"	M2.4	25mm	44496 (10)	5/32"	1-1/2"	M4	38mm	44505 (8)
3/32"	1-1/2"	M2.4	38mm	44502 (20)	5/32"	2"	M4	51mm	44500 (3)
3/32"	2"	M2.4	51mm	44498 (5)	3/16"	2"	M4.8	51mm	44506 (6)

KEEP-TITE!®

E - Clips



Size (inches)	Size (metric)	Type	Free Diameter	Thickness	Part # (Qty.)	Size (inches)	Size (metric)	Type	Free Diameter	Thickness	Part # (Qty.)
5/32"	4.0mm	Standard	.114"	.025"	44632 (15)	5/16"	7.9mm	Standard	.243"	.025"	44634 (8)
3/16"	4.8mm	Standard	.122"	.025"	44631 (18)	3/8"	9.5mm	Standard	.300"	.035"	44635 (5)
1/4"	6.4mm	Standard	.207"	.025"	44633 (8)	1/2"	12.7mm	Standard	.392"	.042"	44636 (5)

Fender Washers



Bolt Size	Inside Dia.	Outside Dia.	Thickness	Part # (Qty.)	Bolt Size	Inside Dia.	Outside Dia.	Thickness	Part # (Qty.)
1/4" (6mm)	9/32"	1-1/4"	3/64"	44301 (6)	5/16" (8mm)	11/32"	1-1/4"	3/64"	44531 (6)

Flat Washers, Standard



Bolt Size	Inside Dia.	Outside Dia.	Thickness	Series	Grade	Part # (Qty.)	Bolt Size	Inside Dia.	Outside Dia.	Thickness	Series	Grade	Part # (Qty.)
3/16"	1/4"	9/16"	3/64"	UNC/USS (Coarse)	2	44342 (12)	3/8"	7/16"	1"	5/64"	UNC/USS (Coarse)	2	44345 (5)
3/16" (#10)	7/32"	1/2"	1/16"	UNF/SAE (Fine)	5	44380 (50)	3/8"	13/32"	13/16"	1/16"	UNF/SAE (Fine)	5	44383 (50)
3/16" (#10)	7/32"	1/2"	1/16"	UNF/SAE (Fine)	5	44360 (30)	3/8"	13/32"	13/16"	1/16"	UNF/SAE (Fine)	5	44363 (12)
1/4"	5/16"	3/4"	1/16"	UNC/USS (Coarse)	2	44343 (12)	7/16"	1/2"	1-1/4"	5/64"	UNC/USS (Coarse)	2	44346 (4)
1/4"	9/32"	5/8"	1/16"	UNF/SAE (Fine)	5	44381 (50)	7/16"	15/32"	15/16"	1/16"	UNF/SAE (Fine)	5	44384 (30)
1/4"	9/32"	5/8"	1/16"	UNF/SAE (Fine)	5	44361 (20)	7/16"	15/32"	15/16"	1/16"	UNF/SAE (Fine)	5	44364 (12)
5/16"	3/8"	7/8"	5/64"	UNC/USS (Coarse)	2	44344 (10)	1/2"	17/32"	1-1/16"	3/32"	UNF/SAE (Fine)	5	44395 (30)
5/16"	11/32"	11/16"	1/16"	UNF/SAE (Fine)	5	44362 (12)	1/2"	17/32"	1-1/16"	3/32"	UNF/SAE (Fine)	5	44365 (4)
5/16"	11/32"	11/16"	1/16"	UNF/SAE (Fine)	5	44382 (50)	1/2"	9/16"	1-3/8"	7/64"	UNC/USS (Coarse)	2	44347 (2)

Flat Washers, Metric



Size	Class	Part # (Qty.)	Size	Class	Part # (Qty.)
M4	8	44369 (12)	M8	10	57739 (1)
M5	8	44370 (12)	M10	8	44368 (2)
M6	8	44366 (10)	M12	8	44375 (2)
M7	8	44376 (8)	M12	10	57865 (1)
M8	8	44367 (10)			

Grease Fittings



Size	Style	Part # (Qty.)	Size	Style	Part # (Qty.)
1/4"-28	45° Short	44481 (1)	M8-1.0	45°	44788 (1)
1/4"-28	90° Short	44482 (1)	M10-1.0	Straight	44789 (1)
1/4"-28	Straight	44480 (2)			

Hex Acorn Nuts



Thread Size	Hex Size	Grade	Series	Part # (Qty.)	Thread Size	Hex Size	Grade	Series	Part # (Qty.)
10-24	3/8"	2	UNC/USS (Coarse)	44781 (5)	7/16"-14	11/16"	2	UNF/SAE (Fine)	44786 (2)
1/4"-20	7/16"	2	UNC/USS (Coarse)	44783 (5)	1/2"-13	3/4"	2	UNF/SAE (Fine)	44787 (2)
5/16"-18	1/2"	2	UNC/USS (Coarse)	44784 (3)					
3/8"-16	9/16"	2	UNC/USS (Coarse)	44785 (3)					

Hex Flange Nuts, Grade 2



Thread Size	Hex Size	Height	Flange Dia.	Series	Part # (Qty.)	Thread Size	Hex Size	Height	Flange Dia.	Series	Part # (Qty.)
1/4"-20	7/16"	15/64"	19/32"	UNC/USS (Coarse)	44249 (2)	7/16"-14	5/8"	3/8"	15/16"	UNC/USS (Coarse)	44252 (2)
5/16"-18	1/2"	9/32"	43/64"	UNC/USS (Coarse)	44250 (2)	1/2"-13	3/4"	29/64"	1-1/32"	UNC/USS (Coarse)	44253 (2)
3/8"-16	9/16"	11/32"	3/4"	UNC/USS (Coarse)	44251 (2)						

Carded Tites!

KEEP-TITE!®

Hex Head Cap Screws, DIN Class 10.9



Thread Size	Length	Head Size	Torque	Part # (Qty.)	Thread Size	Length	Head Size	Torque	Part # (Qty.)
M8-1.25	130mm	13 mm	35-50 N-m	57743 (1)	M10-1.25	80mm	17mm	65-80 N-m	57797 (1)
M10-1.25	100mm	17 mm	65-80 N-m	57799 (1)					

Hex Head Cap Screws, Grade 5



Thread	Length	Head Size	Torque	Series	Part # (Qty.)	Thread	Length	Head Size	Torque	Series	Part # (Qty.)
1/4"-20	1/2"	7/16"	6-8 lb/ft	UNC/USS	44100 (4)	3/8"-16	1-1/4"	9/16"	24-31 lb/ft	UNC/USS (Coarse)	44258 (2)
1/4"-20	3/4"	7/16"	6-8 lb/ft	UNC/USS	44102 (4)	3/8"-16	1-1/2"	9/16"	24-31 lb/ft	UNC/USS (Coarse)	44124 (2)
1/4"-20	1"	7/16"	6-8 lb/ft	UNC/USS	44104 (3)	3/8"-16	1-3/4"	9/16"	24-31 lb/ft	UNC/USS (Coarse)	44259 (2)
1/4"-20	1-1/4"	7/16"	6-8 lb/ft	UNC/USS	44130 (1)	3/8"-16	2"	9/16"	24-31 lb/ft	UNC/USS (Coarse)	44126 (2)
1/4"-20	1-1/2"	7/16"	6-8 lb/ft	UNC/USS	44103 (3)	3/8"-16	2-1/4"	9/16"	24-31 lb/ft	UNC/USS (Coarse)	44260 (1)
1/4"-20	2"	7/16"	6-8 lb/ft	UNC/USS	44105 (3)	3/8"-16	2-1/2"	9/16"	24-31 lb/ft	UNC/USS (Coarse)	44128 (1)
1/4"-20	2-1/2"	7/16"	6-8 lb/ft	UNC/USS	44110 (3)	3/8"-16	2-3/4"	9/16"	24-31 lb/ft	UNC/USS (Coarse)	44261 (1)
1/4"-20	3"	7/16"	6-8 lb/ft	UNC/USS	44148 (1)	3/8"-16	3"	9/16"	24-31 lb/ft	UNC/USS (Coarse)	44144 (1)
1/4"-28	1/2"	7/16"	7-10 lb/ft	UNF/SAE	44150 (4)	3/8"-24	3/4"	9/16"	27-35 lb/ft	UNF/SAE (Fine)	44168 (2)
1/4"-28	3/4"	7/16"	7-10 lb/ft	UNF/SAE (Fine)	44272 (3)	3/8"-24	1"	9/16"	27-35 lb/ft	UNF/SAE (Fine)	44170 (2)
1/4"-28	1"	7/16"	7-10 lb/ft	UNF/SAE (Fine)	44152 (3)	3/8"-24	1-1/4"	9/16"	27-35 lb/ft	UNF/SAE (Fine)	44278 (1)
1/4"-28	1-1/2"	7/16"	7-10 lb/ft	UNF/SAE (Fine)	44154 (3)	3/8"-24	1-1/2"	9/16"	27-35 lb/ft	UNF/SAE (Fine)	44172 (2)
1/4"-28	2"	7/16"	7-10 lb/ft	UNF/SAE (Fine)	44156 (2)	3/8"-24	2"	9/16"	27-35 lb/ft	UNF/SAE (Fine)	44174 (1)
5/16"-18	1/2"	1/2"	13-17 lb/ft	UNC/USS (Coarse)	44131 (4)	3/8"-24	2-1/2"	9/16"	27-35 lb/ft	UNF/SAE (Fine)	44176 (1)
5/16"-18	3/4"	1/2"	13-17 lb/ft	UNC/USS (Coarse)	44112 (4)	3/8"-24	3"	9/16"	27-35 lb/ft	UNF/SAE (Fine)	44279 (1)
5/16"-18	1"	1/2"	13-17 lb/ft	UNC/USS (Coarse)	44114 (3)	7/16"-14	1"	5/8"	38-49 lb/ft	UNC/USS (Coarse)	44132 (2)
5/16"-18	1-1/4"	1/2"	13-17 lb/ft	UNC/USS (Coarse)	44138 (2)	7/16"-14	1-1/4"	5/8"	38-49 lb/ft	UNC/USS (Coarse)	44263 (1)
5/16"-18	1-1/2"	1/2"	13-17 lb/ft	UNC/USS (Coarse)	44116 (2)	7/16"-14	1-1/2"	5/8"	38-49 lb/ft	UNC/USS (Coarse)	44134 (1)
5/16"-18	1-3/4"	1/2"	13-17 lb/ft	UNC/USS (Coarse)	44139 (2)	7/16"-14	1-3/4"	5/8"	38-49 lb/ft	UNC/USS (Coarse)	44264 (1)
5/16"-18	2"	1/2"	13-17 lb/ft	UNC/USS (Coarse)	44118 (2)	7/16"-14	2"	5/8"	38-49 lb/ft	UNC/USS (Coarse)	44136 (1)
5/16"-18	2-1/2"	1/2"	13-17 lb/ft	UNC/USS (Coarse)	44255 (1)	7/16"-14	2-1/4"	5/8"	38-49 lb/ft	UNC/USS (Coarse)	44265 (1)
5/16"-18	2-3/4"	1/2"	13-17 lb/ft	UNC/USS (Coarse)	44256 (1)	7/16"-14	2-3/4"	5/8"	38-49 lb/ft	UNC/USS (Coarse)	44267 (1)
5/16"-18	3"	1/2"	13-17 lb/ft	UNC/USS (Coarse)	44257 (1)	7/16"-14	3"	5/8"	38-49 lb/ft	UNC/USS (Coarse)	44146 (1)
5/16"-24	3/4"	1/2"	15-19 lb/ft	UNF/SAE (Fine)	44160 (3)	7/16"-20	1-1/2"	5/8"	42-55 lb/ft	UNF/SAE (Fine)	44178 (1)
5/16"-24	1"	1/2"	15-19 lb/ft	UNF/SAE (Fine)	44162 (3)	7/16"-20	2-1/2"	5/8"	42-55 lb/ft	UNF/SAE (Fine)	44180 (1)
5/16"-24	1-1/4"	1/2"	15-19 lb/ft	UNF/SAE (Fine)	44274 (1)	1/2"-13	1-1/4"	3/4"	58-75 lb/ft	UNC/USS (Coarse)	44268 (1)
5/16"-24	1-1/2"	1/2"	15-19 lb/ft	UNF/SAE (Fine)	44186 (1)	1/2"-13	1-1/2"	3/4"	58-75 lb/ft	UNC/USS (Coarse)	44140 (1)
5/16"-24	2"	1/2"	15-19 lb/ft	UNF/SAE (Fine)	44164 (2)	1/2"-13	2"	3/4"	58-75 lb/ft	UNC/USS (Coarse)	44142 (1)
5/16"-24	2-1/2"	1/2"	15-19 lb/ft	UNF/SAE (Fine)	44166 (2)	1/2"-13	2-1/2"	3/4"	58-75 lb/ft	UNC/USS (Coarse)	44270 (1)
5/16"-24	3"	1/2"	15-19 lb/ft	UNF/SAE (Fine)	44277 (1)	1/2"-20	1-1/2"	3/4"	65-85 lb/ft	UNF/SAE (Fine)	44182 (1)
3/8"-16	3/4"	9/16"	24-31 lb/ft	UNC/USS (Coarse)	44120 (2)	1/2"-20	2"	3/4"	65-85 lb/ft	UNF/SAE (Fine)	44184 (1)
3/8"-16	1"	9/16"	24-31 lb/ft	UNC/USS (Coarse)	44122 (2)						

Hex Head Cap Screws, Grade 8



Thread Size	Length	Head Size	Torque	Series	Part # (Qty.)	Thread Size	Length	Head Size	Torque	Series	Part # (Qty.)
5/16"-18	4"	1/2"	18-24 lb/ft	UNC/USS (Coarse)	57461 (2)	3/8"-16	5"	9/16"	34-44 lb/ft	UNC/USS (Coarse)	57491 (1)
5/16"-18	5"	1/2"	18-24 lb/ft	UNC/USS (Coarse)	57465 (2)	7/16"-14	4"	5/8"	54-70 lb/ft	UNC/USS (Coarse)	57511 (1)
3/8"-16	4"	9/16"	34-44 lb/ft	UNC/USS (Coarse)	57487 (1)	7/16"-14	5"	5/8"	54-70 lb/ft	UNC/USS (Coarse)	57515 (1)

Hex Head Cap Screws, DIN Class 8.8



Thread Size	Hex Size	Head Size	Torque	Part # (Qty.)	Thread Size	Hex Size	Head Size	Torque	Part # (Qty.)
M4-0.7	10mm	7mm	2.7-3.6 N-m	44701 (4)	M7-1.0	20mm	11mm	15-26 N-m	44208 (2)
M4-0.7	16mm	7mm	2.7-3.6 N-m	44702 (4)	M7-1.0	25mm	11mm	15-26 N-m	44387 (2)
M4-0.7	20mm	7mm	2.7-3.6 N-m	44190 (4)	M7-1.0	30mm	11mm	15-26 N-m	44711 (2)
M4-0.7	30mm	7mm	2.7-3.6 N-m	44703 (4)	M7-1.0	40mm	11mm	15-26 N-m	44712 (2)
M5-0.8	12mm	8mm	5.5-9.2 N-m	44192 (3)	M7-1.0	50mm	11mm	15-26 N-m	44713 (2)
M5-0.8	25mm	8mm	5.5-9.2 N-m	44194 (4)	M8-1.0	10mm	13mm	25-40 N-m	44714 (2)
M5-0.8	30mm	8mm	5.5-9.2 N-m	44704 (3)	M8-1.0	20mm	13mm	25-40 N-m	44230 (1)
M5-0.8	35mm	8mm	5.5-9.2 N-m	44705 (3)	M8-1.0	30mm	13mm	25-40 N-m	44715 (2)
M5-0.8	40mm	8mm	5.5-9.2 N-m	44706 (3)	M8-1.0	40mm	13mm	25-40 N-m	44232 (1)
M6-1.0	10mm	10mm	9-16 N-m	44196 (3)	M8-1.0	50mm	13mm	25-40 N-m	44716 (2)
M6-1.0	16mm	10mm	9-16 N-m	44198 (3)	M8-1.0	60mm	13mm	25-40 N-m	44717 (2)
M6-1.0	20mm	10mm	9-16 N-m	44200 (3)	M8-1.25	12mm	13mm	23-38 N-m	44210 (2)
M6-1.0	25mm	10mm	9-16 N-m	44188 (3)	M8-1.25	16mm	13mm	23-38 N-m	44388 (2)
M6-1.0	30mm	10mm	9-16 N-m	44204 (3)	M8-1.25	20mm	13mm	23-38 N-m	44211 (2)
M6-1.0	35mm	10mm	9-16 N-m	44707 (3)	M8-1.25	25mm	13mm	23-38 N-m	44212 (2)
M6-1.0	40mm	10mm	9-16 N-m	44385 (1)	M8-1.25	30mm	13mm	23-38 N-m	44214 (2)
M6-1.0	45mm	10mm	9-16 N-m	44228 (1)	M8-1.25	35mm	13mm	23-38 N-m	44389 (2)
M6-1.0	50mm	10mm	9-16 N-m	44709 (2)	M8-1.25	40mm	13mm	23-38 N-m	44216 (2)
M6-1.0	60mm	10mm	9-16 N-m	44710 (2)	M8-1.25	50mm	13mm	23-38 N-m	44218 (1)
M7-1.0	16mm	11mm	15-26 N-m	44386 (2)	M8-1.25	60mm	13mm	23-38 N-m	44220 (1)

Hex Head Cap Screws DIN Class 8.8 (continued)

Thread Size	Hex Size	Head Size	Torque	Part # (Qty.)	Thread Size	Hex Size	Head Size	Torque	Part # (Qty.)
M10-1.0	20mm	17mm	47-80 N-m	44234 (1)	M10-1.50	30mm	17mm	45-75 N-m	44224 (1)
M10-1.0	30mm	17mm	47-80 N-m	44725 (1)	M10-1.50	40mm	17mm	45-75 N-m	44226 (1)
M10-1.0	40mm	17mm	47-80 N-m	44726 (1)	M10-1.50	50mm	17mm	45-75 N-m	44718 (1)
M10-1.25	20mm	17mm	47-80 N-m	44720 (1)	M10-1.50	60mm	17mm	45-75 N-m	44719 (1)
M10-1.25	30mm	17mm	47-80 N-m	44244 (1)	M12-1.25	25mm	18mm	85-135 N-m	44238 (1)
M10-1.25	40mm	17mm	47-80 N-m	44246 (1)	M12-1.25	35mm	18mm	85-135 N-m	44240 (1)
M10-1.25	50mm	17mm	47-80 N-m	44722 (1)	M12-1.75	25mm	18mm	79-131 N-m	44396 (1)
M10-1.25	60mm	17mm	47-80 N-m	44723 (1)	M12-1.75	30mm	18mm	79-131 N-m	44729 (1)
M10-1.50	20mm	17mm	45-75 N-m	44222 (1)	M12-1.75	35mm	18mm	79-131 N-m	44397 (1)
M10-1.50	25mm	17mm	45-75 N-m	44390 (1)	M12-1.75	40mm	18mm	79-131 N-m	44730 (1)

Hex Lock Nuts with Nylon Ring Insert, Class 8



Thread Size	Hex Size	Height	Series	Part # (Qty.)	Thread Size	Hex Size	Height	Series	Part # (Qty.)
M6-1.0	10mm	6mm	Coarse	44087 (30)	M8-1.25	13mm	8mm	Coarse	44085 (1)
M6-1.0	10mm	6mm	Coarse	44083 (2)	M10-1.50	17mm	10mm	Coarse	44086 (1)
M7-1.0	12mm	7mm	Coarse	44084 (1)	M12-1.25	19mm	12mm	Extra Fine	44065 (2)
M8-1.0	13mm	8mm	Fine	44063 (2)	M12-1.50	19mm	12mm	Fine	44066 (2)
M8-1.25	13mm	8mm	Coarse	44089 (30)	M12-1.75	19mm	12mm	Coarse	44064 (2)

Hex Lock Nuts with Nylon Ring Insert, Grade 2



Thread Size	Hex Size	Height	Series	Part # (Qty.)	Thread Size	Hex Size	Height	Series	Part # (Qty.)
1/4"-20	7/16"	5/16"	UNC/USS (Coarse)	44093 (3)	3/8"-16	9/16"	29/64"	UNC/USS (Coarse)	44095 (2)
5/16"-18	1/2"	11/32"	UNC/USS (Coarse)	44094 (3)	7/16"-14	5/8"	29/64"	UNC/USS (Coarse)	44096 (2)
3/8"-16	9/16"	29/64"	UNC/USS (Coarse)	44195 (30)	1/2"-13	3/4"	19/32"	UNC/USS (Coarse)	44097 (2)

Hex Nuts - Grade 5



Thread Size	Hex Size	Height	Series	Part # (Qty.)	Thread Size	Hex Size	Height	Series	Part # (Qty.)
1/4"-20	7/16"	7/32"	UNC/USS (Coarse)	44023 (30)	3/8"-16	9/16"	21/64"	UNC/USS (Coarse)	44027 (30)
1/4"-20	7/16"	7/32"	UNC/USS (Coarse)	44022 (10)	3/8"-16	9/16"	21/64"	UNC/USS (Coarse)	44026 (4)
1/4"-28	7/16"	7/32"	UNF/SAE (Fine)	44039 (30)	3/8"-24	5-1/2"	2-1/2"	UNF/SAE (Fine)	44042 (4)
1/4"-28	7/16"	7/32"	UNF/SAE (Fine)	44038 (10)	3/8"-24	5-1/2"	2-1/2"	UNF/SAE (Fine)	44043 (30)
5/16"-18	1/2"	17/64"	UNC/USS (Coarse)	44024 (7)	7/16"-14	11/16"	3/8"	UNC/USS (Coarse)	44028 (4)
5/16"-24	1/2"	17/64"	UNF/SAE (Fine)	44040 (7)	7/16"-20	11/16"	3/8"	UNF/SAE (Fine)	44044 (4)
5/16"-18	1/2"	17/64"	UNC/USS (Coarse)	44025 (30)	1/2"-13	3/4"	7/16"	UNC/USS (Coarse)	44030 (2)
5/16"-24	1/2"	17/64"	UNF/SAE (Fine)	44041 (30)	1/2"-20	3/4"	7/16"	UNF/SAE (Fine)	44046 (2)

Hex Nuts - Machine Screw, Grade 2



Thread Size	Hex Size	Height	Series	Part # (Qty.)	Thread Size	Hex Size	Height	Series	Part # (Qty.)
10-24	3/8"	1/8"	UNC/USS (Coarse)	44020 (12)	10-32	3/8"	1/8"	UNF/SAE (Fine)	44036 (12)

Hex Nuts - Metric, Class 8 DIN



Thread Size	Hex Size	Height	Series	Part # (Qty.)	Thread Size	Hex Size	Height	Series	Part # (Qty.)
M4-0.7	7mm	3.2mm	Coarse	44050 (8)	M8-1.25	13mm	6.5mm	Coarse	44058 (5)
M5-0.8	8mm	4mm	Coarse	44052 (7)	M8-1.25	13mm	6.5mm	Coarse	44059 (30)
M6-1.0	10mm	5mm	Coarse	44054 (5)	M10-1.0	17mm	8mm	Coarse	44061 (30)
M6-1.0	10mm	5mm	Coarse	44055 (30)	M10-1.0	17mm	8mm	Extra Fine	44070 (2)
M7-1.0	11mm	5.5mm	Coarse	44056 (6)	M10-1.25	17mm	8mm	Fine	44074 (2)
M8-1.0	13mm	6.5mm	Fine	44068 (3)	M10-1.25	17mm	8mm	Fine	44075 (30)

KEEP-TITE!®

Hex Nuts - Metric, Class 8 DIN (continued)

Thread Size	Hex Size	Height	Series	Part # (Qty.)	Thread Size	Hex Size	Height	Series	Part # (Qty.)
M10-1.50	17mm	8mm	Coarse	44060 (2)	M12-1.50	19mm	10mm	Fine	44076 (2)
M12-1.25	19mm	10mm	Extra Fine	44072 (2)	M12-1.75	19mm	10mm	Coarse	44062 (2)

Hitch Pin Clips

Wire Dia.	Min. Shaft Dia.	Drill Hole Size	Type	Max. Shaft Dia.	Overall Length	Part # (Qty.)	Wire Dia.	Min. Shaft Dia.	Drill Hole Size	Type	Max. Shaft Dia.	Overall Length	Part # (Qty.)
0.042"	3/16"	3/64"	Round	1/4"	1"	44791 (3)	0.054"	1/4"	1/16"	Round	3/8"	7/8"	44793 (3)
0.047"	1/4"	1/16"	Round	3/8"	1-9/16"	44792 (3)							

License Plate Fasteners

Thread Size	Length	Nut	Part # (Qty.)	Thread Size	Length	Nut	Part # (Qty.)
1/4"-20	1/2"	Hex	44296 (4)	1/4"-20	5/8"	Hex Acorn	44281 (2)
1/4"-20	5/8"	Hex	44280 (2)	1/4"-20	3/4"	Square Push-In	44295 (4)

Machine Screws - Round Head Slotted w/Nuts

Thread Size	Length	Part # (Qty.)	Thread Size	Length	Part # (Qty.)
6-32	1/2"	44450 (10)	1/4"-20	3/4"	44416 (4)
8-32	1/2"	44452 (10)	1/4"-20	3/4"	44417 (20)
8-32	1"	44458 (6)	1/4"-20	1"	44418 (4)
10-24	3/4"	44402 (8)	1/4"-20	1-1/4"	44420 (4)
10-24	3/4"	44403 (20)	1/4"-20	1-1/2"	44422 (4)
10-24	2"	44412 (2)	1/4"-20	1-3/4"	44424 (4)
10-32	1/2"	44454 (8)	1/4"-20	2"	44426 (4)
10-32	1"	44456 (8)	1/4"-20	2-1/2"	44428 (2)
1/4"-20	1/2"	44414 (4)	1/4"-20	3"	44430 (2)

O-Rings - Standard

Inside Dia.	Outside Dia.	Thickness	Std. #	Part # (Qty.)	Inside Dia.	Outside Dia.	Thickness	Std. #	Part # (Qty.)
3/16"	5/16"	1/16"	8	44621 (7)	3/8"	9/16"	3/32"	110	44624 (6)
1/4"	3/8"	1/16"	10	44622 (7)	1/2"	11/16"	3/32"	112	44625 (6)
1/4"	1/2"	1/8"	202	44628 (9)	5/8"	13/16"	3/32"	114	44626 (5)
5/16"	7/16"	1/16"	11	44623 (7)					

Prevailing Torque Lock Nuts

Thread Size	Part # (Qty.)	Thread Size	Part # (Qty.)
1/4"-28	44088 (2)	3/8"-16	44082 (2)
10-24	44080 (3)	3/8"-24	44092 (2)
5/16"-24	44090 (2)		

Retaining Rings- External & Internal

Size (inches)	Size (metric)	Free Diameter	Thickness	Type	Part # (Qty.)	Size (inches)	Size (metric)	Free Diameter	Thickness	Type	Part # (Qty.)
1/4"	6.4mm	Standard		External	44651 (12)	1/2"	12.7mm	0.548"	0.035"	Internal	44643 (5)
3/8"	9.5mm	0.338"	0.025"	External	44653 (10)						

KEEP-TITE!®

Sheet Metal Screws - Slotted Pan Head

Thread Size	Length	Part # (Qty.)	Thread Size	Length	Part # (Qty.)
#6	1/2"	44300 (12)	#10	1"	44306 (8)
#6	1"	44301 (10)	#10	2"	44307 (4)
#8	1/2"	44302 (10)	#12	3/4"	44308 (6)
#8	3/4"	44303 (10)	#12	1"	44309 (6)
#8	1"	44304 (10)	#14	3/4"	44310 (4)
#10	1/2"	44314 (10)	#14	1"	44311 (4)
#10	3/4"	44305 (8)			

Split Lock Washers, Class 8

Size	Part # (Qty.)	Size	Part # (Qty.)
M5	44358 (10)	M8	44356 (8)
M6	44357 (10)	M10	44349 (5)
M7	44348 (8)		

Split Lock Washers, Grade 5

Size	Part # (Qty.)	Size	Part # (Qty.)
3/16"	44350 (30)	3/8"	44353 (12)
1/4"	44351 (20)	3/8"	44373 (50)
1/4"	44371 (50)	7/16"	44354 (12)
5/16"	44352 (20)	7/16"	44374 (30)
5/16"	44372 (50)	1/2"	44355 (6)

Tooth Lock Washers - External and Internal

Size	Series	Type	Part # (Qty.)	Size	Series	Type	Part # (Qty.)
1/4"	UNC/US (Coarse)	External	44696 (10)	3/8"	UNC/US (Coarse)	External	44698 (10)
1/4"	UNF/SAE (Fine)	Internal	44691 (10)	3/8"	UNF/SAE (Fine)	Internal	44693 (10)
5/16"	UNC/US (Coarse)	External	44697 (10)	7/16"	UNC/US (Coarse)	External	44699 (8)
5/16"	UNF/SAE (Fine)	Internal	44692 (10)	1/2"	UNC/US (Coarse)	Internal	44700 (6)

Wing Nuts Grade 2

Thread Size	Series	Part # (Qty.)	Thread Size	Series	Part # (Qty.)
10-24	UNC/US (Coarse)	44776 (2)	3/8"-16	UNC/US (Coarse)	44778 (2)
10-32	UNF/SAE (Fine)	44777 (2)	1/2"-13	UNC/US (Coarse)	44780 (2)
1/4"-20	UNC/US (Coarse)	44098 (2)	7/16"-14	UNC/US (Coarse)	44779 (2)
5/16"-18	UNC/US (Coarse)	44099 (2)			

Woodruff Keys

Fractional Width	Fractional Length	Fractional Height	Decimal Width	Decimal Length	Decimal Height	Part # (Qty.)	Fractional Width	Fractional Length	Fractional Height	Decimal Width	Decimal Length	Decimal Height	Part # (Qty.)
1/16"	1/2"	3/16"	.0625"	.500"	.188"	44771 (2)	3/16"	47/64"	19/64"	.188"	.728"	.301"	44774 (2)
1/8"	31/64"	3/16"	.125"	.482"	.189"	44772 (4)	1/4"	23/32"	19/64"	.250"	.726"	.300"	44775 (2)
5/32"	39/64"	15/64"	.157"	.607"	.237"	44773 (3)							

LICENSE-TITE!™

License Plate Fasteners



Thread Size	Description	Washers	Nuts	Part # (Qty.)
#12 x 3/4"	Jeep Liberty License Kit			45986 (1)
#12 x 3/4"	Slotted Pan Head Zinc	Cap Snap 12/12 Gold	Square Push-In White	45979 (1)
#12 x 3/4"	Slotted Pan Head Zinc	Cap Snap 12/12 Chrome	Square Push-In White	45980 (1)
#12 x 3/4"	Slotted Pan Head Zinc	Cap Snap 12/12 Black	Square Push-In White	45978 (1)
#12 x 3/4"	Slotted Pan Head Zinc	Cap Snap 12/12 White	Square Push-In White	45981 (1)
#14 x 1-3/16"	9/16" OD - GM			45987 (1)
#14 x 3/4"	Self Tapping Screw		Square Push-In White	45977 (1)
#14 x 3/4"	Slotted Washer Hex Head Black		Square Push-In White	45954 (1)
#14 x 3/4"	Slotted Washer Hex Head Zinc		Square Push-In White	45955 (1)
#14 x 5/8"	Security Screw		Square Push-In White	45956 (1)
1/4" x 1-3/16"	Phillips Pan Head Zinc		Square Push-In White	45960 (1)
1/4" x 1/2"	Slotted Round Head Zinc	Split / Flat	Hex	45958 (1)
1/4" x 1/2", 5/8"	Slotted Round Head Zinc	Split Lock	Hex	45947 (1)
1/4" x 3/4"	Slotted Washer Hex Head Zinc	not incl.	Square Push In White	45950 (1)
1/4" x 3/4"	Phillips Washer Head Zinc/Yellow		Square Push In White	45971 (1)
1/4" x 3/4"	Slotted Pan Head Zinc		Square Push In White	45951 (1)
1/4" x 3/4"	Slotted Washer Hex Head		Push In Square	45953 (1)
1/4" x 5/8"	Hex Slotted			45996 (1)
1/4" x 5/8"	Slotted Round Head Zinc	Split Lock / Flat	Hex	45957 (1)
1/4" x 5/8"	Slotted Washer Hex Head		Square Push In White	45975 (1)
1/4"-20 x 5/8"	Slotted Washer Head - Black Nylon	Stainless Split Lock/Flat	Stainless Hex Nut	45943 (1)
1/4"-14 x 3/4"	Phillips Washer Head		Square Push In White	45969 (1)
1/4"-14 x 3/4"	Phillips Washer Head	not incl.	Square Push In White	45970 (1)
1/4"-20 x 3/4"			White Square Push-In	44295 (1)
M5-0.8mm	Phillips Head Pan, Ford 1/2" OD		not incl.	45983 (1)
M6-1.0	Phillips Pan Hd. Mach. Screw Zinc/Yellow			45944 (1)
M6.3 x 16mm	Phillips Pan Head Screw		Square Push-In	45982 (4)
M6.3-1.81 x 16mm	#14 x 5/8"			45992 (1)
M6, #14, 1/4"	Square Nylon Push Nut	not incl.		45972 (1)
1/4" (#14)	Nylon Push-In Nut	not incl.	Nylon Hi-Round Push-In	45961 (2)
#6 x 3/8"	Phillips Pan Head Screw - Nylon Push-in	not incl.		45962 (4)
1/4"-20 x 5/8"	Black Nylon Washer Head Screw	none	Nylon Flange Nut	45974 (4)
1/4"-20 x 5/8"	Slot. Pan Wshr. Hd. Mach. Screw - White Nylon	not incl.	Nylon Hex Washer	45973 (4)
M6-1.0 x 10mm	Phillips Pan Hd. Mach. Screw - Bright Zinc	not incl.	not incl.	45964 (2)
M6-1.0 x 20mm	Phillips Pan Hd. Mach. Screw - Bright Zinc	not incl.	not incl.	45965 (4)
M6-1.0 x 30mm	Phillips Pan Hd. Mach. Screw - Bright Zinc	not incl.	not incl.	45966 (4)
#10 x 3/4"	Slot. Rnd. Wshr. Hd. Self-Tap Screw - Bright Zinc	not incl.	not incl.	45968 (2)
M6-1.0	Hex Head Cap Screw Zinc	Split Lock & Flat Zinc	not incl.	45959 (1)
1/4"	Sems Slotted Pan Head Zinc	Cap Snap 12/12 White	Square Push In White	45948 (1)

Sheet Metal Screws - Phillips Pan Head



Thread Size	Length	Part # (Qty.)	Thread Size	Length	Part # (Qty.)
#8	1/2"	45963 (4)	#14	3/4"	45952 (4)

Stainless Steel Split Lock Washers



Size	Part # (Qty.)
1/4"	45976 (2)

OIL-TITE!®

Oil Components

Type	Description	Part # (Qty.)	Type	Description	Part # (Qty.)
Oil Change Reminder Sticker	Vinyl	65287 (1)	Dipstick	Universal Engine	65289 (1)
Oil Change Reminder Sticker	Plastic	65288 (1)			

Carded Tites!

Oil Drain Plug Gaskets



Type	Size	Inside Diameter	Outside Diameter	Thickness	Part # (Qty.)
Aluminum	1/2", M12, M12 SO	0.483" (12.26mm)	0.870" (22.10mm)	0.080" (2.03mm)	65290 (2)
Aluminum	1/2"SO	0.540" (13.72mm)	0.940" (23.88mm)	0.080" (2.03mm)	65291 (4)
Aluminum	1/2"DO, 9/16", M14	0.572" (14.53mm)	0.950" (24.13mm)	0.080" (2.03mm)	65292 (4)
Aluminum	1/2"TO, 5/8", M16	0.640" (16.26mm)	0.900" (22.86mm)	0.080" (2.03mm)	65282 (1)
Aluminum	11/16", 11/16"SO, M18	0.720" (18.29mm)	1.060" (26.92mm)	0.080" (2.03mm)	66178 (2)
Aluminum	3/4", M19	0.760" (19.30mm)	1.007" (25.58mm)	0.080" (2.03mm)	66180 (2)
Aluminum	7/8", M22	0.885" (22.48mm)	1.060" (26.92mm)	0.080" (2.03mm)	66181 (2)
Aluminum	1", M25	1.010" (25.65mm)	1.400" (35.56mm)	0.080" (2.03mm)	66182 (2)
Aluminum	M32	1.275" (32.38mm)	1.563" (39.70mm)	0.090" (2.29mm)	66184 (2)
Copper	1/2", 1/2"SO, M12, M12SO	0.502" (12.75mm)	0.866" (22.00mm)	0.530" (1.35mm)	65271 (2)
Copper	1/2"DO, 1/2"TO, M14, M14SO	0.571" (14.50mm)	0.882" (22.40mm)	0.530" (1.35mm)	65268 (3)
Copper	5/8", M16, M16.4	0.669" (17.00mm)	0.906" (23.00mm)	0.530" (1.35mm)	65273 (2)
Copper	5/8"SO, 11/16", M18	0.728" (18.50mm)	0.945" (24.00mm)	0.530" (1.35mm)	65275 (2)
Copper	11/16"SO, 3/4"	0.761" (19.33mm)	1.014" (25.76mm)	0.071" (1.80mm)	65278 (2)
Copper	3/4"SO, 13/16", M20	0.807" (20.50mm)	1.071" (27.20mm)	0.530" (1.35mm)	65277 (2)
Copper	7/8", M22	0.878" (22.30mm)	1.056" (26.82mm)	0.052" (1.32mm)	65276 (2)
Copper	1", M25	1.004" (25.50mm)	1.425" (36.20mm)	0.530" (1.35mm)	65279 (2)
Copper Assortment	N/A	N/A	N/A	N/A	65281 (3)
Crush	M10	0.469" (11.91mm)	0.631" (16.03mm)	0.123" (3.12mm)	65306 (2)
Crush	1/2", M12 SO	0.488" (12.40mm)	0.701" (17.81mm)	0.074" (1.88mm)	65349 (2)
Crush	1/2"SO, 1/2"DO, 1/2"TO, M14	0.544" (13.82mm)	0.750" (19.05mm)	0.080" (2.03mm)	65310 (3)
Crush	3/4"SO, 13/16", M20	0.791" (20.09mm)	1.018" (25.86mm)	0.087" (2.21mm)	65311 (2)
Crush	M26	1.037" (26.34mm)	1.247" (31.67mm)	0.089" (2.26mm)	66358 (2)
Fiber	M12	0.480" (12.19mm)	0.775" (19.68mm)	0.093" (2.36mm)	65350 (5)
Fiber	1/2", M12 SO	0.512" (13.01mm)	0.81" (20.57mm)	0.093" (2.36mm)	66362 (2)
Fiber	1/2"SO	0.531" (13.49mm)	0.750" (19.05mm)	0.093" (2.36mm)	65351 (5)
Fiber	1/2"DO, 9/16", M14	0.578" (14.68mm)	0.812" (20.62mm)	0.093" (2.36mm)	65352 (5)
Fiber	1/2"TO, 5/8", M14 SO	0.625" (15.87mm)	0.937" (23.80mm)	0.093" (2.36mm)	65353 (5)
Fiber	11/16"SO, M18	0.710" (18.03mm)	1.062" (26.97mm)	0.093" (2.36mm)	65356 (5)
Fiber	3/4"SO, 13/16"	0.815" (20.70mm)	0.991" (25.17mm)	0.085" (2.16mm)	66360 (2)
Fiber	7/8"SO, 15/16"	0.940" (23.88mm)	1.120" (28.45mm)	0.081" (2.06mm)	66361 (2)
Fiber Assortment	N/A	N/A	N/A	N/A	65280 (6)
Metal/Rubber	16mm	0.610" (15.49mm)	1.102" (27.99mm)	0.081" (2.06mm)	65297 (1)
Metal/Rubber	18mm	0.647" (16.43mm)	1.167" (29.64mm)	0.081" (2.06mm)	65295 (1)
Metal/Rubber	1/2", M12, M12 SO	0.453" (11.51mm)	0.973" (24.71mm)	0.081" (2.06mm)	65274 (2)
Metal/Rubber	1/2"DO, 1/2"TO, 9/16", M14	0.534" (13.56mm)	0.963" (24.46mm)	0.081" (2.06mm)	65269 (1)
Nylon	1/2", M12	0.504" (12.80mm)	0.988" (25.10mm)	0.068" (1.73mm)	65270 (5)
Nylon	1/2", M12, M12 SO	0.511" (12.98mm)	0.750" (19.05mm)	0.096" (2.44mm)	65330 (5)
Nylon	1/2"SO, 1/2"DO, 9/16", M14	0.574" (14.58mm)	0.864" (21.95mm)	0.081" (2.06mm)	65272 (5)
Nylon	1/2"TO, 5/8", M14 SO, M16	0.634" (16.10mm)	0.990" (25.15mm)	0.096" (2.44mm)	65331 (5)
Nylon	5/8"SO, 11/16", M16.4	0.688" (17.48mm)	0.857" (21.77mm)	0.094" (2.39mm)	65343 (5)
Nylon	11/16 SO, 3/4", M18	0.760" (19.30mm)	1.057" (26.85mm)	0.092" (2.34mm)	65344 (5)
Nylon	3/4"SO, 13/16", M20	0.801" (20.35mm)	1.001" (25.43mm)	0.107" (2.72mm)	65346 (5)
Nylon	7/8", M22	0.887" (22.53mm)	1.125" (28.58mm)	0.095" (2.41mm)	65345 (5)
Nylon	7/8"SO, 15/16"	0.940" (23.88mm)	1.110" (28.19mm)	0.091" (2.31mm)	65347 (5)
Nylon Rib	M12	0.513" (13.03mm)	0.871" (22.12mm)	0.073" (1.85mm)	66301 (3)
Nylon Rib	1/2"SO, 1/2"DO, 1/2"TO, M14	0.558" (14.17mm)	0.824" (20.93mm)	0.090" (2.29mm)	66303 (3)
Nylon Rib	1/2", M12 SO	0.562" (14.27mm)	0.943" (23.95mm)	0.078" (1.98mm)	66302 (3)
Rubber	M12	0.399" (10.13mm)	1.009" (25.63mm)	0.088" (2.24mm)	65327 (3)
Rubber	M12	0.448" (11.38mm)	0.811" (20.60mm)	0.102" (2.59mm)	66451 (2)
Rubber	M85	3.346" (84.99mm)	3.806" (96.67mm)	0.190" (4.83mm)	65326 (1)
Synthetic	1/2", M12, M12 SO	0.470" (11.94mm)	0.940" (23.88mm)	0.078" (1.98mm)	65301 (2)
Synthetic	1/2"DO, M14	0.548" (13.92mm)	0.939" (23.85mm)	0.078" (1.98mm)	65302 (2)
Synthetic	1/2"TO, 5/8", M14 SO, M16	0.633" (16.08mm)	1.021" (25.93mm)	0.074" (1.88mm)	65303 (2)
Synthetic	M16.4, M18	0.708" (17.98mm)	1.103" (28.02mm)	0.078" (1.98mm)	65304 (2)
Synthetic	3/4"	0.789" (20.04mm)	1.188" (30.18mm)	0.076" (1.93mm)	65305 (2)
Synthetic	5/8"	0.670" (17.02mm)	1.050" (26.67mm)	.078" (1.98mm)	66415 (2)

Oil Drain Plugs



Type	Thread Size	Under-Head Length	Head Size	Head Style	Part # (Qty.)
Differential	3/4" Rubber	N/A	N/A	N/A	65340 (1)
Magnetic	1/2"-20	3/4"	3/4"	Hex	65203 (1)
Magnetic	1/2"-20 S.O.	0.898"	3/4"	Hex	65205 (1)
Magnetic	3/4"-16	1/2"	1"	Hex	65382 (1)
Magnetic	M12-1.75	30.22mm	15mm	Flanged Hex	65372 (1)
Magnetic	M12-1.75	34.55mm	15mm	Flanged Hex	65212 (1)
Magnetic	M14-1.25	17.00mm	19mm	Hex	65256 (1)
Magnetic	M14-1.50	24.71mm	14mm	Flanged Hex	65216 (1)
Magnetic	M18-1.50	24.05mm	19mm	Flanged Hex	65264 (1)
Oversize	1/2"-20 D.O.	0.725"	3/4"	Hex	65206 (1)
Oversize	1/2"-20 S.O.	0.725"	3/4"	Hex	65204 (1)
Oversize	1/2"-20 T.O.	0.538"	3/4"	Hex	65207 (1)

OIL-TITE!®

Oil Drain Plugs (continued)



Type	Thread Size	Under-Head Length	Head Size	Head Style	Part # (Qty.)
Oversize	5/8"-18 S.O.	9/16"	7/8"	Hex	65210 (1)
Oversize	11/16"-20 S.O.	0.563"	1"	Hex	65257 (1)
Oversize	3/4"-16 S.O.	11/16"	1"	Hex	65254 (1)
Oversize	7/8"-14 S.O.	0.590"	1-1/8"	Hex	65336 (1)
Oversize	M12-1.75 S.O.	21.26mm	15mm	Flanged Hex	65213 (1)
Oversize	M14-1.50 S.O.	20.58mm	18mm	Hex	65217 (1)
Piggyback	1/2"-20 D.O.	0.626"	3/4"	Hex	65209 (1)
Piggyback	1/2"-20 S.O.	0.549"	3/4"	Hex	65208 (1)
Piggyback	5/8"-18 S.O.	0.578"	15/16"	Hex	65225 (1)
Piggyback	5/8"-18 S.O.	5/8"	3/4"	Hex	65241 (1)
Piggyback	M12-1.25 S.O.	14.77mm	19mm	Hex	65228 (1)
Piggyback	M14-1.50 S.O.	14.65mm	24mm	Hex	65229 (1)
Pilot Point	1/2"-20	7/8"	9/16"	Flanged Hex	65202 (1)
Pilot Point	5/8"-18	1/2"	33/64"	Flanged Hex	65227 (1)
Pilot Point	M12-1.25	19.62mm	13mm	Flanged Hex	65214 (1)
Pilot Point	M12-1.50	19.92mm	13mm	Flanged Hex	65237 (1)
Pilot Point	M12-1.75	24mm	13mm	Flanged Hex	65218 (1)
Pilot Point	M12-1.75	27mm	15mm	Flanged Hex	65211 (1)
Pilot Point	M12-1.75	28.4mm	15mm	Hex	65385 (1)
Pilot Point	M14-1.25	21.02mm	15mm	Flanged Hex	65232 (1)
Pilot Point	M14-1.50	21.28mm	13mm	Flanged Hex	65324 (1)
Pilot Point	M14-1.50	21.34mm	16mm	Flanged Hex	65266 (1)
Pilot Point	M14-1.50	21.78mm	16mm	Flanged Hex	65215 (1)
Pilot Point	M16-1.50	21.51mm	17mm	Flanged Hex	65219 (1)
Pilot Point	M18-1.50	25.81mm	19mm	Flanged Hex	65342 (1)
Pilot Point Inset Gasket	M12-1.75	21mm	14mm	Flanged Hex	65450 (1)
Pilot Point Inset Gasket	M12-1.75	25.05mm	15mm	Flanged Hex	65371 (1)
Pilot Point Molded Gasket	1/2"-20	13/16"	5/8"	Hex	65267 (1)
Pilot Point Molded Gasket	M12-1.75	21mm	15mm	Flanged Hex	65378 (1)
Pilot Point Molded Gasket	M14-1.50	18mm	17mm	Hex	65246 (1)
Standard	1/2"-20	0.514"	7/8"	Hex	65245 (1)
Standard	1/2"-20	7/16"	3/4"	Hex	65233 (1)
Standard	9/16"-18	0.377"	3/4"	Hex	65338 (1)
Standard	5/8"-18	1/2"	7/8"	Hex	65313 (1)
Standard	5/8"-18	0.515"	9/16"	Flanged Hex	65314 (1)
Standard	3/4"-16	0.472"	1"	Hex	65226 (1)
Standard	7/8"-18	5/8"	1-1/8"	Hex	65231 (1)
Standard	1"-18	0.626"	1-1/4"	Hex	65234 (1)
Standard	M12-1.25	12mm	14mm	Flanged Hex	65263 (1)
Standard	M12-1.50	16.95mm	17mm	Hex	65236 (1)
Standard	M12-1.75	14.85mm	13mm	Flanged Hex	65328 (1)
Standard	M14-1.50	10.10mm	17mm	Flanged Hex	65253 (1)
Standard	M14-1.50	10.10mm	17mm	Flanged Hex	65383 (1)
Standard	M14-1.50	12.3mm	19mm	Hex	65386 (1)
Standard	M14-1.50	15mm	17mm	Flanged Hex	65230 (1)
Standard	M16-1.50	13mm	17mm	Flanged Hex	65325 (1)
Standard	M16.4-1.33	12.00mm	21mm	Flanged Hex	65235 (1)
Standard	M18-1.50	16mm	19mm	Flanged Hex	65220 (1)
Standard	M20-1.50	13mm	17mm	Flanged Hex	65221 (1)
Standard	M22-1.50	15mm	30mm	Hex	65339 (1)
Standard	M22-1.50	17mm	19mm	Flanged Hex	65223 (1)
Standard	M22-1.50	19mm	11mm,	Contersunk Hex	65384 (1)
Standard	M25-1.50	13mm	24mm	Flanged Hex	65222 (1)
Standard	M26-1.50	13.80mm	14mm	C.S. Hex	65243 (1)
Standard	M32-1.50	14mm	17mm	Hex	65381 (1)
Standard	M85-2.50	13.98mm	24mm	Hex	65224 (1)
Strainer	N/A	N/A	N/A	N/A	65238 (1)
Transmission	M10-1.50	9mm	14mm	Flanged Hex	65242 (1)
Universal	1/2"	5/8"	N/A	N/A	65200 (1)
Universal	1/2" to 3/4" or M12 to M18	N/A	N/A	N/A	65240 (1)
Universal	5/8"	7/8"	N/A	N/A	65201 (1)

Oil Pan Bolts

Size	Type	Length	Head	Part # (Qty.)	Size	Type	Length	Head	Part # (Qty.)
1/4-20	Standard	1/2"	5/16" Flanged Hex	65250 (3)	5/16"-18	Standard	5/8"	3/8" Flanged Hex	65251 (3)
5/16"-18	Oversized	5/8"	3/8" Flanged Hex	65248 (3)	M8-1.25	Standard	14mm	10mm Flanged Hex	65252 (3)

Pipe Plugs

Head Style	Thread Size	Length	Head Size	Part # (Qty.)
C.S. Hex	1/2"-14 NPT	9/16"	3/8"	65261 (2)
Pipe Plug - Pilot Point, Flanged Hex	3/8"-19 BPT	0.856"	11/16"	65218 (1)

Carded Titles!

22

Metric O-Rings

Inside Dia.	Outside Dia.	Thickness	Part # (Qty.)	Inside Dia.	Outside Dia.	Thickness	Part # (Qty.)
3mm	7mm	2mm	64432 (9)	20mm	26mm	3mm	64620 (5)
4mm	8mm	2mm	64442 (9)	22mm	28mm	3mm	64622 (5)
5mm	9mm	2mm	64452 (9)	24mm	30mm	3mm	64624 (5)
6mm	10mm	2mm	64462 (9)	25mm	31mm	3mm	64625 (5)
7mm	11mm	2mm	64472 (8)	27mm	33mm	3mm	64627 (4)
8mm	12mm	2mm	64482 (8)	28mm	34mm	3mm	64628 (4)
10mm	14mm	2mm	64492 (8)	30mm	36mm	3mm	64630 (4)
10mm	15mm	2.5mm	64510 (8)	32mm	38mm	3mm	64632 (4)
11mm	16mm	2.5mm	64511 (8)	33mm	39mm	3mm	64633 (4)
12mm	17mm	2.5mm	64512 (8)	35mm	41mm	3mm	64635 (4)
14mm	19mm	2.5mm	64514 (8)	36mm	42mm	3mm	64636 (4)
16mm	21mm	2.5mm	64516 (7)	38mm	44mm	3mm	64638 (4)
17mm	22mm	2.5mm	64517 (7)	38mm	46mm	4mm	64738 (3)
19mm	24mm	2.5mm	64519 (5)	41mm	49mm	4mm	64741 (3)
19mm	25mm	3mm	64619 (5)	44mm	52mm	4mm	64744 (3)

O-Rings - Standard

Inside Dia.	Outside Dia.	Thickness	Part # (Qty.)	Inside Dia.	Outside Dia.	Thickness	Part # (Qty.)
1/16"	3/16"	1/16"	64003 (5)	1"	1-3/16"	3/32"	64120 (4)
5/64"	13/64"	1/16"	64004 (5)	1"	1-1/4"	1/8"	64214 (5)
3/32"	7/32"	1/16"	64005 (5)	1"	1-3/8"	3/16"	64318 (3)
1/8"	1/4"	1/16"	64006 (9)	1-1/16"	1-3/16"	1/16"	64023 (4)
5/32"	9/32"	1/16"	64007 (9)	1-1/16"	1-1/4"	3/32"	64121 (4)
3/16"	5/16"	1/16"	64008 (9)	1-1/16"	1-5/16"	1/8"	64215 (4)
3/16"	7/16"	1/8"	64201 (8)	1-1/16"	1-7/16"	3/16"	64319 (3)
7/32"	11/32"	1/16"	64009 (9)	1-1/8"	1-1/4"	1/16"	64024 (4)
1/4"	3/8"	1/16"	64010 (8)	1-1/8"	1-5/16"	3/32"	64122 (4)
1/4"	1/2"	1/8"	64202 (8)	1-1/8"	1-3/8"	1/8"	64216 (4)
1/4"	7/16"	3/32"	64108 (8)	1-1/8"	1-1/2"	3/16"	64320 (3)
5/16"	7/16"	1/16"	64011 (8)	1-3/16"	1-5/16"	1/16"	64025 (4)
5/16"	1/2"	3/32"	64109 (8)	1-3/16"	1-3/8"	3/32"	64123 (4)
5/16"	9/16"	1/8"	64203 (8)	1-3/16"	1-7/16"	1/8"	64217 (4)
3/8"	1/2"	1/16"	64012 (8)	1-3/16"	1-9/16"	3/16"	64321 (3)
3/8"	9/16"	3/32"	64110 (8)	1-1/4"	1-3/8"	1/16"	64026 (4)
3/8"	5/8"	1/8"	64204 (8)	1-1/4"	1-7/16"	3/32"	64124 (4)
7/16"	9/16"	1/16"	64013 (6)	1-1/4"	1-1/2"	1/8"	64218 (4)
7/16"	5/8"	3/32"	64111 (8)	1-1/4"	1-5/8"	3/16"	64322 (3)
7/16"	11/16"	1/8"	64205 (5)	1-5/16"	1-7/16"	1/16"	64027 (4)
7/16"	13/16"	3/16"	64309 (3)	1-5/16"	1-1/2"	3/32"	64125 (4)
1/2"	5/8"	1/16"	64014 (6)	1-5/16"	1-9/16"	1/8"	64219 (4)
1/2"	11/16"	3/32"	64112 (8)	1-5/16"	1-11/16"	3/16"	64323 (3)
1/2"	3/4"	1/8"	64206 (5)	1-3/8"	1-1/2"	1/16"	64028 (4)
1/2"	7/8"	3/16"	64310 (3)	1-3/8"	1-9/16"	3/32"	64126 (4)
9/16"	11/16"	1/16"	64015 (6)	1-3/8"	1-5/8"	1/8"	64220 (4)
9/16"	3/4"	3/32"	64113 (8)	1-3/8"	1-3/4"	3/16"	64324 (3)
9/16"	13/16"	1/8"	64207 (5)	1-7/16"	1-5/8"	3/32"	64127 (4)
9/16"	15/16"	3/16"	64311 (3)	1-7/16"	1-11/16"	1/8"	64221 (4)
5/8"	3/4"	1/16"	64016 (5)	1-1/2"	1-5/8"	1/16"	64029 (4)
5/8"	13/16"	3/32"	64114 (7)	1-1/2"	1-11/16"	3/32"	64128 (4)
5/8"	7/8"	1/8"	64208 (5)	1-1/2"	1-3/4"	1/8"	64222 (4)
5/8"	1"	3/16"	64312 (3)	1-1/2"	1-7/8"	3/16"	64325 (3)
11/16"	13/16"	1/16"	64017 (5)	1-9/16"	1-3/4"	3/32"	64129 (4)
11/16"	7/8"	3/32"	64115 (7)	1-5/8"	1-3/4"	1/16"	64030 (4)
11/16"	15/16"	1/8"	64209 (5)	1-5/8"	1-13/16"	3/32"	64130 (4)
11/16"	1-1/16"	3/16"	64313 (3)	1-5/8"	1-7/8"	1/8"	64223 (4)
3/4"	7/8"	1/16"	64018 (5)	1-5/8"	2"	3/16"	64326 (3)
3/4"	15/16"	3/32"	64116 (7)	1-11/16"	1-7/8"	3/32"	64131 (4)
3/4"	1"	1/8"	64210 (5)	1-3/4"	1-7/8"	1/16"	64031 (4)
3/4"	1-1/8"	3/16"	64314 (3)	1-3/4"	1-15/16"	3/32"	64132 (4)
13/16"	15/16"	1/16"	64019 (5)	1-3/4"	2"	1/8"	64224 (4)
13/16"	1"	3/32"	64117 (5)	1-3/4"	2-1/8"	3/16"	64327 (3)
13/16"	1-1/16"	1/8"	64211 (5)	1-13/16"	2"	3/32"	64133 (4)
13/16"	1-3/16"	3/16"	64315 (3)	1-7/8"	2"	1/16"	64032 (4)
7/8"	1"	1/16"	64020 (5)	1-7/8"	2-1/16"	3/32"	64134 (4)
7/8"	1-1/16"	3/32"	64118 (5)	1-7/8"	2-1/8"	1/8"	64225 (4)
7/8"	1-1/8"	1/8"	64212 (5)	1-7/8"	2-1/4"	3/16"	64328 (3)
7/8"	1-1/4"	3/16"	64316 (3)	1-15/16"	2-1/8"	3/32"	64135 (3)
15/16"	1-1/16"	1/16"	64021 (5)	2"	2-1/8"	1/16"	64033 (4)
15/16"	1-1/8"	3/32"	64119 (5)	2"	2-3/16"	3/32"	64136 (3)
15/16"	1-3/16"	1/8"	64213 (5)	2"	2-1/4"	1/8"	64226 (4)
15/16"	1-5/16"	3/16"	64317 (3)	2"	2-3/8"	3/16"	64329 (3)
1"	1-1/8"	1/16"	64022 (4)	2-1/16"	2-1/4"	3/32"	64137 (3)

O-Rings - Standard (continued)



Inside Dia.	Outside Dia.	Thickness	Part # (Qty.)	Inside Dia.	Outside Dia.	Thickness	Part # (Qty.)
2-1/8"	2-1/4"	1/16"	64034 (4)	2-3/4"	2-15/16"	3/32"	64148 (3)
2-1/8"	2-5/16"	3/32"	64138 (3)	2-3/4"	2-7/8"	1/16"	64039 (3)
2-1/8"	2-3/8"	1/8"	64227 (4)	2-3/4"	3"	1/8"	64232 (4)
2-1/8"	2-1/2"	3/16"	64330 (2)	2-3/4"	3-1/8"	3/16"	64335 (2)
2-3/16"	2-3/8"	3/32"	64139 (3)	2-13/16"	3"	3/32"	64149 (3)
2-1/4"	2-3/8"	1/16"	64035 (4)	2-7/8"	3"	1/16"	64040 (3)
2-1/4"	2-7/16"	3/32"	64140 (3)	2-7/8"	3-1/16"	3/32"	64150 (3)
2-1/4"	2-1/2"	1/8"	64228 (4)	2-7/8"	3-1/8"	1/8"	64233 (4)
2-1/4"	2-5/8"	3/16"	64331 (2)	2-7/8"	3-1/4"	3/16"	64336 (2)
2-5/16"	2-1/2"	3/32"	64141 (3)	3"	3-1/8"	1/16"	64041 (3)
2-3/8"	2-1/2"	1/16"	64036 (3)	3"	3-3/16"	3/32"	64151 (3)
2-3/8"	2-9/16"	3/32"	64142 (3)	3"	3-1/4"	1/8"	64234 (4)
2-3/8"	2-5/8"	1/8"	64229 (4)	3"	3-3/8"	3/16"	64337 (2)
2-3/8"	2-3/4"	3/16"	64332 (2)	3-1/8"	3-3/8"	1/8"	64235 (3)
2-7/16"	2-5/8"	3/32"	64143 (3)	3-1/8"	3-1/2"	3/16"	64338 (2)
2-1/2"	2-5/8"	1/16"	64037 (3)	3-1/4"	3-3/8"	1/16"	64042 (3)
2-1/2"	2-11/16"	3/32"	64144 (3)	3-1/4"	3-7/16"	3/32"	64152 (3)
2-1/2"	2-3/4"	1/8"	64230 (4)	3-1/4"	3-1/2"	1/8"	64236 (3)
2-1/2"	2-7/8"	3/16"	64333 (2)	3-1/4"	3-5/8"	3/16"	64339 (1)
2-9/16"	2-3/4"	3/32"	64145 (3)	3-3/8"	3-5/8"	1/8"	64237 (3)
2-5/8"	2-13/16"	3/32"	64146 (3)	3-3/8"	3-3/4"	3/16"	64340 (1)
2-5/8"	2-3/4"	1/16"	64038 (3)	3-1/2"	3-5/8"	1/16"	64043 (3)
2-5/8"	2-7/8"	1/8"	64231 (4)	3-1/2"	3-11/16"	3/32"	64153 (3)
2-5/8"	3"	3/16"	64334 (2)	3-1/2"	3-3/4"	1/8"	64238 (3)
2-11/16"	2-7/8"	3/32"	64147 (3)	3-1/2"	3-7/8"	3/16"	64341 (1)

RIVET-TITE!™

Rivet Guns - Blind



Type	Description	Part # (Qty.)	Type	Description	Part # (Qty.)
Blind Rivet Tool	Four mandrels for 3/32" through 3/16" rivets	47999 (1)	Nylon Blind Rivet Tool	Installs nylon rivets neatly and cleanly	47998 (1)

Rivet Nuts

Thread Size	Grip Range	Drill Size	Work Thickness	Part # (Qty.)	Thread Size	Grip Range	Drill Size	Work Thickness	Part # (Qty.)
1/4"-20	.010-.080"	11/32"	Up to 5/64"	9-1160 (10)	3/8"-16	.020-.125"	1/2"	Up to 1/8"	9-1162 (8)
10-24	.010-.080"	1/4"	Up to 5/64"	9-1159 (10)	6-32	.010-.080"	3/16"	Up to 1/16"	9-1156 (10)
10-32	.010-.080"	1/4"	Up to 5/64"	9-1158 (10)	8-32	.010-.080"	7/32"	Up to 1/16"	9-1157 (10)
5/16"-18	.020-.125"	7/16"	Up to 3/32"	9-1161 (8)					

Rivet Washers - Aluminum

O.D.	I.D.	Thickness	Part # (Qty.)	O.D.	I.D.	Thickness	Part # (Qty.)
3/8"	1/8"	1/16"	47990 (20)	1/2"	3/16"	1/16"	47992 (10)
7/16"	5/32"	1/16"	47991 (15)				

Rivets - Blind



Diameter	Grip Range	Head Style	Rivet/Mandrel	Type	Part # (Qty.)
3/32"	0.126-0.187"	Dome	Aluminum/Aluminum		47850 (12)
3/32"	0.126-0.187"	Dome	Steel/Steel		47800 (11)
1/8"	0.032-0.062"	Dome	Aluminum/Steel		47861 (15)
1/8"	0.063-0.125"	Dome	Aluminum/Aluminum	AB4-2A	47862 (15)
1/8"	0.063-0.125"	Dome	Steel/Steel	SB4-2	47810 (15)
1/8"	0.126-0.187"	Counter-sunk	Aluminum/Aluminum		47869 (9)
1/8"	0.126-0.187"	Dome	Aluminum/Aluminum		47863 (15)
1/8"	0.126-0.187"	Dome	Steel/Steel		47811 (15)
1/8"	0.126-0.187"	Large flange	Aluminum/Aluminum		47866 (10)
1/8"	0.188-0.250"	Counter-sunk	Steel/Steel	SC4-4	47820 (10)
1/8"	0.188-0.250"	Dome	Steel/Steel	SB4-4	47812 (15)
1/8"	0.188-0.250"	Large flange	Steel/Steel	SBL4-4	47826 (9)
1/8"	0.188-0.250"	Large flange	Aluminum/Aluminum		47868 (9)

Carded Titles!

22

RIVET-TITE!™

Rivets - Blind



Diameter	Grip Range	Head Style	Rivet/Mandrel	Type	Part # (Qty.)
1/8"	0.251-0.312"	Dome	Steel/Steel	AB4-6A	47813 (10)
1/8"	0.313-0.375"	Dome	Aluminum/Aluminum		47864 (12)
1/8"	0.376-0.500"	Dome	Aluminum/Aluminum		47865 (10)
1/8"	0.376-0.500"	Dome	Steel/Steel		47815 (8)
5/32"	0.063-0.125"	Dome	Aluminum/Aluminum	AB4-8	47870 (12)
5/32"	0.126-0.187"	Dome	Aluminum/Aluminum	AB5-6A	47871 (9)
5/32"	0.251-0.375"	Dome	Aluminum/Aluminum		47872 (8)
5/32"	0.376-0.500"	Dome	Aluminum/Aluminum		47873 (7)
3/16"	0.126-0.187"	Dome	Steel/Steel	SB6-4	47840 (8)
3/16"	0.126-0.250"	Dome	Aluminum/Aluminum	AB6-4A	47880 (7)
3/16"	0.251-0.375"	Dome	Aluminum/Aluminum	AB6-6A	47881 (6)
3/16"	0.251-0.375"	Dome	Steel/Steel	SB4-8	47841 (6)
3/16"	0.251-0.375"	Large flange	Aluminum/Aluminum	ABL6-6	47888 (5)
3/16"	0.376-0.500"	Dome	Aluminum/Aluminum		47882 (6)

Specialty Rivets



Style	Hole Diameter	Grip Range	Head Diameter	Shaft Length	Part # (Qty.)
Blind - Window Regulator	0.250"-1/4"	.030"-.140"			47902 (3)
Blind Specialty	0.250 (1/4)"	5/32" - 3/8"	.65625"		47963 (2)
Push-In	0.125"		.1785"	.1875"	47900 (5)
Push-In	0.1875"		.280"	.3125"	47901 (4)
Push-In	0.250"		1.000"	.900"	47930 (2)
Push-In	0.250"		.580"	.600"	47912 (2)
Push-In	0.250"		.690"	.555"	47910 (2)
Push-In	0.250"		.690"	.555"	47920 (2)
Push-In	0.250"		.443"	.4375"	47913 (2)
Push-In	0.250"		.450"	.485"	47911 (2)
Push-In	0.250"		.707"	.635"	47975 (2)
Screw-In	0.187"	.060"-.125"	.310"	.265"	47950 (2)
Screw-In	0.230"	.100"-.140"	.438"	.69"	47951 (2)
Screw-In	0.230"	.120"-.230"	.430"	.69"	47952 (2)
Screw-In	0.250"	.100"-.175"	.438"	.47"	47953 (2)
Screw-In	0.250"	.100"-.197"	.700"	.9"	47971 (2)
Screw-In	0.250"	.100"-.240"	1.000"	.9"	47972 (2)
Screw-In	0.250"	.100"-.240"	.610"	.9"	47958 (2)
Screw-In	0.250"	.100"-.240"	.700"	.69"	47970 (2)
Screw-In	0.270"	.530"-.650"	.500"	1.200"	47955 (2)
Screw-In	0.270"	.530"-.650"	.500"	1.200"	47957 (2)
Screw-In	0.310"	.100"-.240"	.585"	.8"	47956 (2)
Screw-In	5mm		14mm	12mm	47954 (2)

SPINDLE-TITE!™

Axle/Spindle Nut



Type	Thread	Hex Size	Height	Application	Part # (Qty)	Type	Thread	Hex Size	Height	Application	Part # (Qty)
1	M22-1.5	32mm	21mm	Colt, Mitsubishi, Hundai	05117 (1)	5	M24-1.5	35mm	24.1mm	Mazda	05143 (1)
2	M18-1.5	30mm	13.1mm	Chevrolet, Geo	05112 (1)	5	M24-1.5	36mm	23mm	Acura, Honda, Subaru	05121 (1)
2	M22-1.5	32mm	13.5mm	Honda	05120 (1)	5	M26-1.5	36mm	23mm	Acura, Honda	05210 (1)
2	M24-1.5	36mm	18mm	Eagle, Subaru	05138 (1)	6	M20-1.5	30mm	14.5mm	Audi	05139 (1)
2	1"-14	1-7/16"	5/8"	Ford Truck	05142 (1)	6	M20-1.5	30mm	16mm	Eagle, Dodge, Renault	05118 (1)
3	1-5/8"-16	2-1/16"	1/4"	IHC, Jeep	05304 (2)	6	M22-1.5	32mm	17mm	Audi, Saab	05175 (1)
3	M16-1.5	24mm	7.5mm	FMC	05150 (1)	6	M24-2.0	36mm	21mm	GM	05177 (1)
3	M22-1.5	32mm	18mm	Nissan, Datsun	05128 (1)	7	M20-1.5	30mm	21mm	Hyundai, Mitsubishi	05123 (1)
3	M22-1.5	32mm	18mm	Orni, Horizon	05183 (1)	8	M27-2.0	34mm	18mm	General Motors	05107 (1)
3	2"-16	2-1/2"	5/16"	Dodge 4x4	05306 (2)	9	M20-1.5	30mm	18mm	Ford	05184 (1)
4	M16-1.5	21mm	15.5mm	Mazda	05187 (1)	9	M24-2.0	36mm	20mm	Ford Motor Co.	05114 (1)
4	M16-1.5L	21mm	16mm	Mazda	05186 (1)	9	M24-2.0	36mm	21mm	Ford	05113 (1)
4	M20-1.5	29mm	18mm	FMC	05176 (1)	9	M24-2.0	36mm	21mm	Ford, Lincoln, Mercury	05111 (1)
4	M20-1.5	30mm	19mm	FMC, GMC, Mazda	05170 (1)	10	1-5/8"-16	2-1/4"	15/32"	Ford 4x4	05305 (1)
4	M20-1.5	30mm	19mm	Ford	05173 (1)	10	M38-1.5	56mm	8mm	Ford 4x4	05315 (1)
4	M24-1.5	35mm	17mm	Subaru	05171 (1)	10	2"-16	2-1/2"	11/32"	Ford & GM 4x4	05303 (1)
5	M20-1.0	30mm	25mm	Chevrolet, Geo, Isuzu	05132 (1)	11	2"-16	2-9/16"	9/32"	Ford & GM 4x4	05310 (2)
5	M22-1.5	32mm	20mm	Honda	05172 (1)	12	1-5/8"-16	25/32"	25/32"	Ford 4x4	05307 (1)
5	M22-1.5	32mm	21.5mm	FMC	05185 (1)	13	2-1/4"-16	2-7/8"	3/8"	Ford 4x4	05308 (1)
5	M22-1.5	32mm	21.5mm	Subaru	05134 (1)						

Carded Titles!

SPINDLE-TITE!™

Axle/Spindle Nut Kit					
Part #	Application	Nut	Cotter Pin, Zinc	Washer	Qty.
05103	Chevrolet Sprint	M18-1.5, Spindle	5/32" x 1-1/2"	none	1 Kit
05104	Chevrolet, GEO, Toyota	M19-1.5, Spindle; 30mm Hex, Retainer	1/8" x 1-1/2"	.786 ID x 1.575 OD	1 Kit
05105	GEO, Toyota, Pontiac	M22-1.5, Spindle; 30mm Hex, Retainer	1/8" x 1-1/2"	none	1 Kit
05106	Chevrolet, Isuzu, Pontiac	M20-1.0, Spindle	1/8" x 2"	.816 ID x 1.625 OD	1 Kit
05108	Buick, Chevrolet, Oldsmobile, Pontiac	11/16"-24 x 1"	1/8" x 1-1/2"	11/16" x 1-1/2"	1 Kit
05109	Chevrolet, Pontiac	3/4"-20" x 1-1/16"; Spindle; 1-1/16" Hex, Retainer	1/8" x 1-1/2"	3/4" x 1.64"	1 Kit
05110	Chevrolet & GMC Trucks	27/32"-20, Slotted, 9/16" Height 1-1/4" Hex	1/8" x 2"	.872 ID x 1.758 OD	1 Kit
05119	Chrysler, Mitsubishi	M20-1.0, Spindle	1/8" x 2"	M20	1 Kit
05122	Honda	M16-1.5, Spindle	1/8" x 1-1/2"	.636 ID x .175 OD	1 Kit
05124	Mazda	M22 x 1.0, Spindle	—	.885 ID x 2.060 OD	1 Kit
05126	Mazda Truck	M18-1.5, Spindle; 23mm Hex, Retainer	1/8" x 1-1/2"	.885 ID x 1.496 OD	1 Kit
05129	Nissan, Infiniti	M24 X 1.5, Spindle; 36mm Hex, Retainer	3/16" X 2"	.975 x 1.69, Zinc; Neoprene Foam	1 Kit
05131	Spindle Lock Nut Kit	M19-1.5, Spindle; 30mm Hex, Retainer	1/8" x 1-1/2"	.782 ID x 1.558 OD	1 Kit
05133	Chevrolet, Isuzu	M16-1.0, Spindle	5/32" x 1-1/2"	M16 x 3	1 Kit
05135	Subaru	M20-1.5, Spindle; 30mm Hex, Retainer	1/8" x 2"	.808 ID x 1.407 OD	1 Kit
05136	Subaru	M18 x 1.5, Spindle; 27mm Hex, Retainer	5/32" x 1-1/2"	.725 ID x 1.414 OD	1 Kit
05140	Ford Trucks	3/4"-16, Spindle	1/8" x 2"	none	1 Kit
05141	Ford Trucks	7/8"-14, Spindle	1/8" x 2"	none	1 Kit
05151	Chrysler	3/4"-16 x 1-1/16"	1/8" x 1-1/2"	23/32" ID x 1-1/2" OD	1 Kit
05152	Ford, Lincoln, Mercury	3/4"-16 x 1-1/4"	—	49/64" ID x 1-13/16" OD	1 Kit
05153	Audi	M16-1.0, Spindle; 24mm Hex, Retainer	1/8" x 1-1/2"	16.1MM ID x 41.3MM OD	1 Kit
05154	Audi, Volkswagen	M16-1.0, Spindle; 24mm Hex, Retainer	1/8" x 1-1/2"	16.8MM ID x 40MM OD	1 Kit
05155	Ford, Lincoln, Mercury	M20-1.5, Spindle; 30mm Hex, Retainer	1/8" x 1-1/2"	M20 x 42	1 Kit
05188	Honda	M16-1.0, Spindle; 24mm Hex, Retainer	1/8" x 1-1/2"	M16 x 40	1 Kit
05189	Chevrolet, Pontiac	M16-1.0, Spindle	1/8" x 1-1/2"	M16 x 3	1 Kit
05190	Ford, Chrysler	3/4"-16, Spindle; 1-1/16" Hex, Retainer	1/8" x 1-1/2"	3/4" x 1"	1 Kit
05191	Ford, Jeep, Mazda	3/4"-16, Spindle; 1-1/16" Hex, Retainer	1/8" x 1-1/2"	3/4" x 1"	1 Kit
05192	Ford, Mercury	5/8"-18, Spindle; 1-1/16" Hex, Retainer	1/8" x 1-1/2"	18mm ID x 38.2mm OD	1 Kit
05193	Buick, Cadillac, Chevrolet, Olds, Pontiac	3/4"-20, Spindle	1/8" x 1-1/2"	3/4" x 1.6"4	1 Kit
05194	Ford, Lincoln, Mercury	13/16"-20, Spindle, 1-1/8" Hex, Retainer	1/8" x 1-1/2"	13/16" ID x 1-21/32" OD	1 Kit
05195	Chrysler	M20-2.5	—	.885 ID x 1.417" OD	1 Kit
05196	Chrysler, Volkswagen	M16-1.0, Spindle	1/8" x 1-1/2"	M16 x 34	1 Kit
05197	Toyota	M16-1.5, Spindle; 24mm Hex, Retainer	1/8" x 1-1/2"	M16 x 35	1 Kit
05198	Ford, Lincoln, Mercury	M20-1.5, Spindle; 30mm Hex, Retainer	1/8" x 1-1/2"	M20 x 43	1 Kit
05199	Nissan, Infiniti	M18-1.0, Spindle; 26mm Hex, Retainer	1/8" x 1-1/2"	—	1 Kit
05201	Nissan	M22-1.5 x 30MM, Spindle; 30mm Hex, Retainer	3/16" X 1-1/2"	30.3MM ID x 48.8MM OD	1 Kit
05211	Jeep	7/8"-14 Spindle	1/8" x 1-1/2"	23.0mm ID x 38.0mm OD	1 Kit
05301	Ford, Chevrolet, GMC, Jeep	1-5/8"-16 Notched	—	1-5/8" ID x 2-3/16" OD	1 Kit

Axle/Spindle Washer						
Type	Inside Dia.	Outside Dia.	Thickness	Keyway Tab L x W	Application	Part # (Qty.)
1	24.7mm	45.1mm	4.7mm	None	GM	05101 (1)
3	18.1mm	35.0mm	3.8mm	None	GMC, Geo, Suzuki	05102 (1)
3	25.3mm	44.2mm	5.2mm	none	GM	05309 (1)
5	20.1mm	44.0mm	2.6mm	2mm x 4.6mm	GM	05145 (1)
6	27.3mm	44.7mm	4.4mm	None	Nissan	05207 (1)
9	1"-5/8"	2-1/2"	7/64"	1/16" x 1/4"	GMC, FMC	05302 (1)

Cotter Pins					
Diameter	Type	Length	Metric Dia.	Metric Length	Part # (Qty.)
1/8"	Hammerlock	2"	M3.2	51mm	05110 (1)

SPRING-TITE!™

Springs - Compression											
Type	Free Length	O.D.	Wire Dia.	Coils/Inch	Part # (Qty.)	Type	Free Length	O.D.	Wire Dia.	Coils/Inch	Part # (Qty.)
1	1"	1/4"	.030"	10	40501 (2)	1	3"	1/2"	.062"	7	40522 (2)
1	1"	5/16"	.030"	9	40502 (2)	1	3"	3/4"	.105"	5	40523 (1)
1	1-1/8"	7/16"	.047"	6	40503 (2)	1	3-1/8"	11/16"	.072"	4.5	40524 (1)
1	1-1/4"	7/32"	.032"	12	40504 (2)	1	3-1/4"	5/16"	.047"	8	40525 (1)
1	1-1/4"	11/16"	.080"	4	40505 (2)	1	3-1/4"	7/16"	.060"	6.5	40526 (1)
1	1-5/16"	5/32"	.023"	13	40506 (2)	1	3-1/2"	3/4"	.047"	4.5	40527 (1)
1	1-3/8"	5/16"	.040"	6	40507 (2)	1	3-1/2"	13/16"	.062"	5	40529 (1)
1	1-1/2"	5/16"	.020"	8	40508 (2)	1	3-1/2"	7/8"	.080"	4	40528 (1)
1	1-5/8"	1/2"	.053"	7	40509 (2)	1	3-1/2"	15/16"	.105"	5	40530 (1)
1	1-3/4"	5/8"	.095"	5	40511 (2)	1	3-3/4"	1"	.147"	4	40531 (1)
1	1-3/4"	7/32"	.016"	10	40510 (2)	1	4-1/4"	1-1/4"	.120"	3	40550 (1)
1	1-7/8"	5/8"	.072"	4.5	40512 (2)	1	5"	7/16"	.047"	5.5	40551 (1)
1	1-31/32"	5/16"	.024"	12	40514 (2)	1	5"	1-1/16"	.120"	3.5	40552 (1)
1	2"	1/4"	.022"	10	40516 (2)	1	5-1/8"	7/16"	.080"	9	40553 (1)
1	2"	1/4"	.018"	8	40515 (2)	1	7-1/2"	3/8"	.048"	7	40600 (1)
1	2"	7/16"	.080"	7	40517 (2)	1	8-5/16"	19/32"	.066"	5	40601 (1)
1	2-1/8"	5/16"	.040"	9	40518 (2)	1	9-1/2"	5/8"	.072"	4.5	40602 (1)
1	2-1/4"	7/32"	.030"	18	40519 (2)	1	9-3/4"	15/16"	.125"	3.5	40603 (1)
1	2-3/4"	5/8"	.041"	5.5	40520 (2)	2	1"	5/8"-3/8"	.040"	8	40500 (2)
1	3"	7/16"	.048"	5.5	40521 (2)	3	1-7/8"	11/16"	.047"	5	40513 (2)

Carded Tites!

22

SPRING-TITE!™ (continued)

Springs - Extension



Type	Free Length	O.D.	Wire Dia.	Part # (Qty.)	Type	Free Length	O.D.	Wire Dia.	Part # (Qty.)
5	2"	3/16"	.020"	40656 (1)	8	2-1/8"	1/2"	.063"	40660 (1)
5	3-1/4"	7/16"	.048"	40671 (1)	8	2-3/16"	5/16"	.032"	40662 (1)
5	4-15/16"	1/8"	.020"	40704 (2)	8	2-3/8"	9/32"	.035"	40664 (1)
5	5"	1/4"	.024"	40705 (2)	8	2-3/8"	1/2"	.055"	40665 (1)
5	5-1/16"	5/32"	.028"	40707 (1)	8	2-7/16"	1/4"	.032"	40667 (1)
5	5-1/16"	1/4"	.032"	40708 (1)	8	2-11/16"	7/16"	.065"	40669 (1)
5	9-3/4"	1/2"	.062"	40755 (1)	8	3-7/16"	5/16"	.042"	40677 (1)
6	1-1/2"	1/4"	.030"	40652 (1)	8	3-11/16"	1/2"	.065"	40678 (1)
6	1-3/4"	3/4"	.106"	40654 (1)	8	3-3/4"	7/16"	.048"	40679 (1)
6	1-7/8"	3/8"	.036"	40653 (1)	8	3-7/8"	9/16"	.062"	40680 (1)
6	2"	1/2"	.072"	40657 (1)	8	4-1/8"	47/64"	.060"	40700 (1)
6	2"	3/4"	.106"	40658 (1)	8	5-1/16"	5/16"	.040"	40710 (1)
6	2-1/8"	3/8"	.050"	40659 (1)	8	5-7/16"	1/2"	.080"	40711 (1)
6	2-1/8"	3/4"	.106"	40661 (1)	8	5-5/8"	5/8"	.062"	40712 (1)
6	2-3/8"	3/4"	.106"	40666 (1)	8	5-3/4"	11/16"	.041"	40714 (1)
6	2-9/16"	3/8"	.042"	40663 (1)	9	1-7/8"	3/8"	.035"	40655 (2)
6	2-5/8"	3/4"	.106"	40668 (1)	10	4"	3/8"	.035"	40681 (1)
6	2-3/4"	3/8"	.048"	40672 (1)	10	5"	7/16"	.041"	40706 (1)
6	2-7/8"	3/4"	.106"	40673 (1)	10	6"	1/2"	.047"	40717 (1)
6	3"	3/4"	.106"	40674 (1)	11	4-9/16"	9/16"	.054"	40701 (1)
6	3-1/4"	3/4"	.106"	40675 (1)	12	4-1/8"	9/16"	.048"	40703 (1)
6	4"	1/2"	.072"	40676 (1)	14	6-1/2"	1/2"	.063"	40720 (1)
6	5-3/4"	1/4"	.023"	40713 (1)	15	9-1/8"	3/8"	.030"	40754 (1)
6	5-3/4"	11/16"	.080"	40715 (1)	16	9"	13/32"	.050"	40753 (1)
6	7-1/8"	5/16"	.042"	40750 (1)	17	6-1/16"	5/16"	.042"	40709 (1)
6	8"	31/32"	.120"	40752 (1)	22	6-1/16"	1/4"	.042"	40718 (1)
7	1-7/16"	11/32"	.048"	40650 (1)	22	6-3/16"	5/16"	.050"	40719 (1)
7	2-3/4"	5/16"	.048"	40670 (1)	23	6"	7/16"	.054"	40716 (1)
7	7-7/16"	3/4"	.105"	40751 (1)	Spring - Throttle Return	Universal OE style	29/32"		40702 (1)
8	1-1/2"	1/4"	.023"	40651 (1)					

Torsion Springs



Type	O.D.	Free Length	Wire Dia.	Part # (Qty.)
24	1/2"	2-3/16"	.072"	40800 (1)



See Spring Type Illustrations, Section 2 on page 28 for help in identifying the springs you need.

STAINLESS-TITE!™

Stainless Steel Hex Lock Nuts with Nylon Ring Insert, Grade 2



Thread Size	Hex Size	Height	Series	Part # (Qty.)
10-24	3/8"	15/64"	UNF/SAE (Fine)	01363 (4)

Stainless Steel License Plate Fasteners

Type	Thread Size	Description	Part # (Qty.)
27	1/4"-20 x 5/8"	Slotted Truss Head Machine Screw	01472 (2)

Stainless Steel Cotter Pins



Fractional Dia.	Fractional Length	Metric Dia.	Metric Length	Part # (Qty.)	Fractional Dia.	Fractional Length	Metric Dia.	Metric Length	Part # (Qty.)
3/32"	1"	M2.4	25mm	01426 (9)	5/32"	1"	M4	25mm	01442 (6)
3/32"	2"	M2.4	51mm	01428 (4)	5/32"	1-1/2"	M4	38mm	01444 (4)
1/8"	1"	M3.2	25mm	01434 (7)	5/32"	2"	M4	51mm	01445 (2)
1/8"	2"	M3.2	51mm	01437 (4)	3/16"	2"	M4.8	51mm	01451 (2)
1/8"	2-1/2"	M3.2	64mm	01438 (4)	1/4"	2"	M6.4	51mm	01456 (2)

STAINLESS-TITE!™

Stainless Steel Finishing Washers



Size	Part # (Qty.)
#10	01396 (14)

Stainless Steel Flat Washers



Size	Part # (Qty.)	Size	Part # (Qty.)
#6	01372 (38)	1/2"	01379 (6)
#8	01373 (31)	5/16"	01377 (13)
#10	01374 (19)	3/8"	01378 (10)
1/4"	01376 (13)		

Stainless Steel Hex Head Cap Screws



Thread Size	Length	Series	Part # (Qty.)	Thread Size	Length	Series	Part # (Qty.)
1/4"-20	1/2"	UNC/USS	01226 (2)	5/16"-18	2"	UNC/USS	01242 (1)
1/4"-20	3/4"	UNC/USS	01227 (2)	3/8"-16	1"	UNC/USS	01252 (1)
1/4"-20	1"	UNC/USS	01228 (2)	3/8"-16	1-1/2"	UNC/USS	01253 (1)
1/4"-20	1-1/2"	UNC/USS	01229 (2)	3/8"-16	2"	UNC/USS	01254 (1)
1/4"-20	2"	UNC/USS	01230 (2)	3/8"-16	2-1/2"	UNC/USS	01255 (1)
5/16"-18	1/2"	UNC/USS	01238 (2)	3/8"-16	3"	UNC/USS	01256 (1)
5/16"-18	1"	UNC/USS	01240 (2)	1/2"-13	1-1/2"	UNC/USS	01263 (2)
5/16"-18	1-1/2"	UNC/USS	01241 (2)				

Stainless Steel Hex Nuts



Thread Size	Part # (Qty.)	Thread Size	Part # (Qty.)
6-32	01331 (13)	1/4"-20	01335 (9)
8-32	01332 (12)	5/16"-18	01336 (7)
10-24	01333 (10)	3/8"-16	01337 (5)
10-32	01334 (10)	1/2"-13	01338 (4)

Stainless Steel Machine Screws



Thread Size	Length	Head Style	Part # (Qty.)	Thread Size	Length	Head Style	Part # (Qty.)
1/4"-20	1/2"	Flat Slotted Head	00844 (3)	8-32	3/4"	Flat Slotted Head	00819 (5)
1/4"-20	3/4"	Flat Slotted Head	00845 (3)	8-32	1"	Flat Slotted Head	00820 (4)
1/4"-20	1"	Flat Slotted Head	00846 (3)	8-32	1-1/2"	Flat Slotted Head	00822 (4)
1/4"-20	1-1/2"	Flat Slotted Head	00848 (2)	8-32	1-1/4"	Flat Slotted Head	00821 (4)
1/4"-20	1-1/4"	Flat Slotted Head	00847 (3)	10-24	1/2"	Flat Slotted Head	00827 (5)
6-32	1/2"	Flat Slotted Head	00809 (7)	10-24	3/4"	Flat Slotted Head	00828 (5)
6-32	3/4"	Flat Slotted Head	00810 (7)	10-24	1"	Flat Slotted Head	00829 (4)
6-32	1"	Flat Slotted Head	00811 (7)	10-24	1"	Oval Phillips Head	01136 (4)
6-32	1-1/2"	Flat Slotted Head	00812 (6)	10-24	1-1/4"	Flat Slotted Head	00830 (4)
8-32	1/2"	Flat Slotted Head	00818 (5)	10-24	1-1/2"	Flat Slotted Head	00831 (4)
8-32	1/2"	Oval Phillips Head	01126 (7)				

Stainless Steel Wood Screws



Thread Size	Length	Head Style	Part # (Qty.)	Thread Size	Length	Head Style	Part # (Qty.)
#6	3/4"	Flat Slotted Head	00923 (14)	#10	3/4"	Flat Slotted Head	00936 (7)
#6	1"	Flat Slotted Head	00924 (10)	#10	1"	Flat Slotted Head	00937 (7)
#8	3/4"	Flat Slotted Head	00928 (12)	#10	1-1/4"	Flat Slotted Head	00938 (6)
#8	1"	Flat Slotted Head	00929 (10)	#10	1-1/2"	Flat Slotted Head	00939 (6)
#8	1-1/4"	Flat Slotted Head	00930 (9)				

Carded Tites!

22

STUD-TITE!®

Double-Ended Studs, Standard



"A" Thread Size	"A" Thread Length	"B" Thread Size	"B" Thread Length	Shoulder Length	Overall Length	Grade	Part # (Qty.)	"A" Thread Size	"A" Thread Length	"B" Thread Size	"B" Thread Length	Shoulder Length	Overall Length	Grade	Part # (Qty.)
5/16"-18	9/16"	5/16"-24	1/2"	3/16"	1-1/4"	5	29202 (1)	3/8"-16	5/8"	3/8"-24	1"	3/8"	2"	5	29145 (1)
5/16"-18	9/16"	5/16"-24	7/8"	5/16"	1-3/4"	5	29129 (1)	3/8"-16	3/4"	3/8"-24	1"	1"	2-3/4"	5	29151 (1)
5/16"-18	9/16"	5/16"-24	1-1/16"	2	3-5/8"	5	29133 (1)	3/8"-16	3/4"	3/8"-24	2"	1/4"	3"	5	29153 (1)
5/16"-18	3/4"	5/16"-24	1/2"	1/4"	1-1/2"	8	29221 (2)	7/16"-14	3/4"	7/16"-14	1"	1/4"	2"	5	29164 (1)
3/8"-16	1/2"	3/8"-16	1-5/8"	15/16"	3-1/16"	5	29156 (1)	7/16"-14	3/4"	7/16"-14	1-1/4"	1/2"	2-1/2"	4	29168 (1)
3/8"-16	5/8"	3/8"-16	1"	1/2"	2-1/8"	5	29147 (1)	7/16"-14	3/4"	7/16"-20	1-3/8"	3/8"	2-1/2"	5	29169 (1)
3/8"-16	5/8"	3/8"-16	1-1/8"	1/4"	2"	5	29146 (1)	7/16"-14	5/8"	7/16"-14	1-7/8"	3/4"	3-1/4"	5	29177 (1)
3/8"-16	3/4"	3/8"-16	2"	1-1/4"	4"	5	29159 (1)	7/16"-14	7/8"	7/16"-20	1-1/8"	1/4"	2-1/4"	5	29165 (1)
3/8"-16	1-1/4"	3/8"-16	7/16"	9/16"	2-1/4"	5	29200 (1)	7/16"-20	3/4"	7/16"-14	3/4"	1/2"	2"	5	29163 (1)
3/8"-16	1-9/16"	3/8"-16	1/2"	9/64"	2-1/2"	5	29149 (1)	7/16"-20	7/8"	1/2"-13	3/4"	3/8"	2"	5	29181 (1)
3/8"-16	1-5/8"	3/8"-16	7/16"	1-3/16"	3-1/4"	5	29201 (1)	1/2"-13	13/16"	7/16"-20	1-1/16"	3/8"	2-1/4"	5	29183 (1)
3/8"-16	1/2"	3/8"-24	3/4"	1/4"	1-1/2"	4	29141 (1)	1/2"-13	3/4"	1/2"-20	2"	1/4"	3"	5	29187 (1)
3/8"-16	1/2"	3/8"-24	3/4"	1/2"	1-3/4"	5	29143 (1)	1/2"-13	3/4"	7/16"-20	1-1/8"	5/8"	2-1/2"	5	29185 (1)

Double-Ended Studs, Metric



"A" Thread Size	"A" Thread Length	"B" Thread Size	"B" Thread Length	Shoulder Length	Overall Length	Part # (Qty.)	"A" Thread Size	"A" Thread Length	"B" Thread Size	"B" Thread Length	Shoulder Length	Overall Length	Part # (Qty.)
M6-1.0	17mm	M6-1.0	7.5mm	3mm	27.5mm	29304 (1)	M8-1.25	23mm	M8-1.25	10mm	12mm	45mm	29206 (1)
M6-1.0	18mm	M6-1.0	7.5mm	12mm	37.5mm	29306 (2)	M10-1.25	13mm	M10-1.25	21mm	3mm	37mm	29207 (1)
M6-1.0	4mm	M6-1.0	7mm	13mm	24mm	29219 (1)	M10-1.25	23mm	M10-1.25	13mm	4mm	40mm	29225 (1)
M8-1.25	16mm	M8-1.25	10mm	9mm	35mm	29314 (2)	M10-1.50	12mm	M10-1.50	27mm	3mm	42mm	29350 (1)
M8-1.25	16mm	M8-1.25	16mm	N/A	38mm	29203 (1)	M10-1.50	27mm	M10-1.50	12mm	13mm	52mm	29224 (1)
M8-1.25	18mm	M8-1.25	17mm	3mm	38mm	29323 (1)	M10-1.50	28mm	M10-1.50	12mm	17mm	57mm	29352 (1)
M8-1.25	20mm	M8-1.25	10mm	N/A	30mm	29313 (1)	M10-1.50	46.5mm	M10-1.50	13.5mm	5mm	65mm	29223 (1)

Hex Nuts - Stud (Brass & Steel)



Thread Size	Hex Size	Height	Material	Series	Part # (Qty.)	Thread Size	Hex Size	Height	Material	Series	Part # (Qty.)
3/8"-16	9/16"	5/16"	Brass	UNF/SAE (Fine)	29230 (2)	7/16"-20	5/8"	5/8"	Brass	UNF/SAE (Fine)	29232 (2)
3/8"-16	9/16"	5/8"	Brass	UNC/USS (Coarse)	29209 (2)	3/8"-16	9/16"	5/16"	Brass	UNC/USS (Coarse)	29231 (2)
7/16"-14	5/8"	5/8"	Brass	UNC/USS (Coarse)	29233 (2)						

VACU-TITE!®

Multi-Purpose Tubing

Tubing Dia.	Tubing Length	Part # (Qty.)	Tubing Dia.	Tubing Length	Part # (Qty.)
1/8"	3'	47417 (1)	3/16"	3'	47419 (1)
1/4"	3'	47421 (1)	5/32"	3'	47418 (1)

Vacuum Caps




Size	Material	Color	Part # (Qty.)	Size	Material	Color	Part # (Qty.)
1/8"	Rubber	Black	47389 (5)	5/16"	Rubber	Black	47394 (4)
1/8"	Vinyl	Yellow	47505 (6)	5/16"	Vinyl	White	47508 (4)
5/32"	Rubber	Black	47390 (2)	3/8"	Rubber	Black	47395 (3)
3/16"	Rubber	Black	47391 (5)	3/8"	Vinyl	Black	47509 (4)
3/16"	Vinyl	Blue	47506 (6)	Vacuum Cap Assortment	Rubber	NA	47396 (1)
7/32"	Rubber	Black	47392 (6)	Vacuum Cap Assortment	Vinyl	-	47397 (1)
1/4"	Rubber	Black	47393 (5)	Vacuum Cap Value Pack	-	Black	47388 (1)
1/4"	Vinyl	Red	47507 (6)				

Carded Titles!

VACU-TITE!®

Vacuum Connectors - Hard



Type	Port 1	Port 2	Port 3	Part # (Qty.)	Type	Port 1	Port 2	Port 3	Part # (Qty.)
3 Way F	3/16"	3/16"	3/16"	47356 (1)	Tee	1/8"	3/16"	1/8"	47327 (1)
3 Way F	3/16"	3/16"	3/16"	47315 (2)	Tee	1/8"	1/8"	3/16"	47326 (2)
4-Way	3/16"			47357 (1)	Tee	1/8"	1/8"	1/8"	47325 (2)
5-Way	3/16"			47358 (1)	Tee	1/8"	1/8"	1/4"	47330 (2)
Straight	1/8"	1/8"		47428 (1)	Tee	1/8"	1/4"	1/4"	47332 (2)
Straight	1/8"	1/8"		47300 (2)	Tee-Universal	1/8" to 3/8"	1/8" to 3/8"	1/8" to 3/8"	47349 (1)
Straight	1/8"	3/16"		47322 (1)	Tee	5/32"	5/32"	5/32"	47333 (2)
Straight-Universal	1/8" to 3/8"	1/8" to 3/8"		47309 (1)	Tee	3/16"	3/16"	1/8"	47335 (2)
Straight	3/16"	3/16"		47303 (2)	Tee	3/16"	3/16"	3/16"	47334 (2)
Straight	1/4"	1/8"		47302 (2)	Tee	3/16"	3/16"	1/4"	47336 (2)
Straight	1/4"	3/16"		47304 (2)	Tee	3/16"	1/4"	3/16"	47337 (2)
Straight	1/4"	1/4"		47305 (2)	Tee	1/4"	1/4"	1/4"	47338 (2)
Straight	5/16"	5/16"		47310 (2)	Tee	5/16"	5/16"	5/16"	47342 (1)
Straight	3/8"	1/4"		47306 (1)	Tee	3/8"	1/4"	3/8"	47341 (1)
Straight	3/8"	3/8"		47348 (1)	Tee	3/8"	3/8"	3/8"	47343 (1)
Straight Assortment				47360 (1)	Tee	3/8"	3/8"	1/4"	47345 (1)
Straight Assortment				47328 (1)	Tee Assortment				47329 (1)
Straight Assortment				47308 (1)	Tee Assortment				47359 (1)
Straight Assortment				47307 (1)	Tee Assortment				47361 (1)
Cross	3/16"			47317 (2)	Y	1/8"	1/8"	1/8"	47350 (1)
Double Y	3/16"			47318 (1)	Y	1/8"	3/16"	1/8"	47324 (1)
Elbow	5/32"	3/16"		47412 (1)	Y	3/16"	3/16"	3/16"	47352 (1)
Elbow	3/16"	3/16"		47413 (1)	Y	1/4"	1/4"	1/4"	47353 (1)
Elbow	1/4"	1/4"		47316 (2)	Y	3/8"	3/8"	3/16"	47351 (1)
Elbow Assortment				47355 (1)	"Y" Assortment				47354 (1)
Restrictor	3/16"			47311 (1)	Vacuum Connector Value Pack				47380 (1)

Vacuum Connectors - Soft



Type	Size	Part # (Qty.)	Type	Size	Part # (Qty.)
Connector Assortment	7/64", 1/8", 9/64", 5/32"	47432 (1)	Elbow Assortment	1/8", 9/64"	47431 (1)
Connector	3/16"	47427 (1)	Hose-2" Assortment	1/8", 5/32", 3/16", 1/4"	47430 (1)
Connector	1/4"	47429 (1)			

Tites! to Clamshell Interchange

Convenient, reclosable clamshell packaging is available for selected Tites! products.

Tites! #	Greater Value	Dorman Clamshell #	Tites! #	Greater Value	Dorman Clamshell #	Tites! #	Greater Value	Dorman Clamshell #	Tites! #	Greater Value	Dorman Clamshell #
00989	For Greater Value, use 784-100		01252		784-270	43328	For Greater Value, use 785-318		44039		799-020
00990	For Greater Value, use 784-100		01253		784-275	43375		785-310	44040		763-011N
00995	For Greater Value, use 784-115		01335		784-320	43376		785-312	44040		763-011N
00996	For Greater Value, use 784-115		01335	For Greater Value, use 785-109		43376		785-312	44041		799-021
00997	For Greater Value, use 784-120		01336		784-325	43377		785-314	44041		799-021
00999	For Greater Value, use 784-120		01337		784-330	43378		785-316	44042		763-012N
01004	For Greater Value, use 784-140		01365		784-300	43378		785-316	44042		763-012N
01005	For Greater Value, use 784-140		01366		784-305	44020		784-714	44043		799-022
01006	For Greater Value, use 784-145		01367		784-310	44022		762-010N	44043		799-022
01008	For Greater Value, use 784-145		01374		784-326	44022		762-010N	44044		763-013N
01036	For Greater Value, use 784-105		01376		784-328	44023		799-010	44046		763-014N
01037	For Greater Value, use 784-105		01376	For Greater Value, use 785-109		44023		799-010	44050		782-004N
01042	For Greater Value, use 784-125		01376		799-304	44024		762-011N	44052		782-005N
01043	For Greater Value, use 784-125		01377		784-332	44024		762-011N	44054		782-006N
01043		799-300	01378		784-334	44025		799-011	44054		782-006N
01044	For Greater Value, use 784-130		01378		799-302	44025		799-011	44056		782-007N
01046	For Greater Value, use 784-130		01472	For Greater Value, use 785-109		44026		762-012N	44058		782-008N
01051	For Greater Value, use 784-150		43001		785-300	44026		762-012N	44058		782-008N
01052	For Greater Value, use 784-150		43002		785-302	44027		799-012	44060		782-011
01053	For Greater Value, use 784-155		43003		785-304	44027		799-012	44060		782-011
01055	For Greater Value, use 784-155		43004		785-306	44028		762-013N	44062		782-012N
01227		784-240	43005		785-308	44030		762-014N	44062		782-012N
01228		784-250	43005		799-090	44036		784-716	44068		782-009
01240		784-260	43325	For Greater Value, use 785-318		44038		763-010N	44070		782-010N
01240		799-306	43326	For Greater Value, use 785-318		44038		763-010N	44082		784-774
01241		784-265	43327	For Greater Value, use 785-318		44039		799-020	44083		784-752

Carded Tites!

22

Tites! to Clamshell Interchange

Convenient, reclosable clamshell packaging is available for selected Tites! products.

Greater Tites! #	Greater Value	Dorman Clamshell #	Greater Tites! #	Greater Value	Dorman Clamshell #	Greater Tites! #	Greater Value	Dorman Clamshell #	Greater Tites! #	Greater Value	Dorman Clamshell #
44085		784-754	44257		760-130N	44454		784-712	45552		961-356
44085		784-754	44258		760-212N	44456		784-720	45554		961-357
44088		784-770	44258		799-052	44458		784-710	45574	For Greater Value, use	961-330
44090		784-772	44259		760-217N	44494	For Greater Value, use	784-620	45581	For Greater Value, use	961-235
44092		784-776	44260		760-222N	44496	For Greater Value, use	784-622	45582	For Greater Value, use	961-235
44093		784-750	44272		761-007N	44498	For Greater Value, use	784-622	45584	For Greater Value, use	961-235
44094		784-756	44274		761-112N	44499	For Greater Value, use	784-624	45588	For Greater Value, use	961-215
44095		784-758	44277		761-130N	44500	For Greater Value, use	784-628	45590		964-024
44095		784-758	44286	For Greater Value, use	785-102	44501	For Greater Value, use	784-620	45592		964-015
44096		784-760	44296	For Greater Value, use	785-122	44502	For Greater Value, use	784-622	45595		964-012
44097		784-762	44302		770-046	44503	For Greater Value, use	784-626	45596		964-020
44098	For Greater Value, use	764-010	44303		770-047	44504	For Greater Value, use	784-626	45600	For Greater Value, use	961-120
44099	For Greater Value, use	764-010	44304		770-083	44505	For Greater Value, use	784-628	45601	For Greater Value, use	961-100
44100		760-005N	44305		770-065	44506		784-630	45603	For Greater Value, use	961-120
44102		760-007N	44306		770-107	44521	For Greater Value, use	784-620	45606	For Greater Value, use	961-100
44103		760-015N	44308		770-191	44525	For Greater Value, use	784-624	45607	For Greater Value, use	961-100
44104		760-010N	44309		770-124	44530		766-110	45612		799-110
44105		760-020N	44310		770-211	44531		766-109	45612		961-075
44110		760-025N	44311		770-212	44631	For Greater Value, use	784-632	45615		961-076
44112		760-107N	44314		770-103	44632	For Greater Value, use	784-632	45622		961-377
44114		760-110N	44350		765-008N	44633	For Greater Value, use	784-632	45623		961-375
44116		760-115N	44352		765-011N	44634	For Greater Value, use	784-632	45628		961-305
44118		760-120N	44352		765-011N	44635	For Greater Value, use	784-632	45632		961-325
44120		760-207N	44353		765-012N	44691	For Greater Value, use	767-005	45645		961-335
44122		760-210N	44354		765-013N	44692	For Greater Value, use	767-005	45678		963-015
44124		760-215N	44354		765-013N	44693	For Greater Value, use	767-005	45680		799-135
44126		760-220N	44355		765-014N	44694	For Greater Value, use	767-010	45680		963-058
44128		760-225N	44357		765-010N	44695	For Greater Value, use	767-010	45681		799-130
44132		760-310N	44360		766-009N	44696	For Greater Value, use	768-005	45681		963-040
44134		760-315N	44360		766-009N	44697	For Greater Value, use	768-005	45688		799-120
44136		760-320N	44362		766-011N	44698	For Greater Value, use	768-005	45688		963-030
44138		760-112N	44362		766-011N	44699	For Greater Value, use	768-010	45689		799-140
44140		760-415N	44363		766-012N	44700	For Greater Value, use	768-010	45690		799-145
44142		760-420N	44363		766-012N	44702		780-016N	45692	For Greater Value, use	961-330
44144		760-230N	44364		766-013N	44707		780-235N	45693		961-225
44146		760-330N	44364		766-013N	44709		780-250N	45695	For Greater Value, use	961-355
44150		761-005N	44365		766-014N	44714		780-491	45698		963-075
44152		761-010N	44365		766-014N	44718		780-550N	45700		961-315
44154		761-015N	44366		766-010N	44719		780-560N	45701		961-340
44160		761-107N	44371		799-030	44722		781-551N	45702		961-320
44162		761-110N	44371		799-030	44762		961-356	45703		963-060
44164		761-120N	44372		799-031	44778	For Greater Value, use	764-010	45705		961-130
44166		761-125N	44372		799-031	44783	For Greater Value, use	785-108	45706		961-230
44168		761-207N	44373		799-032	44791		784-634	45707		961-205
44170		761-210N	44373		799-032	44792		784-634	45707	For Greater Value, use	961-215
44172		761-215N	44380		799-033	44793		784-634	45708		961-210
44174		761-220N	44380		799-033	45400	For Greater Value, use	961-300	45709		964-025
44176		761-225N	44381		799-040	45401		961-298	45710		964-010
44178		761-315N	44381		799-040	45402	For Greater Value, use	961-310	45711		964-030
44182		761-415N	44382		799-041	45403	For Greater Value, use	961-310	45713		963-065
44186		761-115N	44382		799-041	45404	For Greater Value, use	961-300	45720		961-220
44188		780-225N	44383		799-042	45405	For Greater Value, use	961-310	45721		961-200
44190		780-020N	44383		799-042	45410		961-311	45790		964-035
44190		799-026	44385		780-240N	45416		961-312	45791		964-040
44192		780-112N	44388		780-416N	45427		961-125	45792		964-045
44192		799-055	44389		780-435N	45462		963-055	45793		964-050
44194		780-125N	44390		780-525N	45464		799-120	45812	For Greater Value, use	963-050
44196		780-210N	44400	For Greater Value, use	784-600	45464		963-030	45813		799-105
44198		780-216N	44403	For Greater Value, use	784-600	45466		799-130	45813		961-070
44200		780-220N	44403		799-070	45466		963-040	45815		799-115
44204		780-230N	44404	For Greater Value, use	784-602	45467	For Greater Value, use	963-005	45815		963-025
44208		780-320N	44404		784-714	45468		963-070	45818		961-313
44210		780-412N	44406	For Greater Value, use	784-602	45470		799-140	45820		961-328
44211		780-420N	44408	For Greater Value, use	784-604	45472		799-125	45822		799-110
44212		780-425N	44410	For Greater Value, use	784-604	45472		963-035	45822		961-075
44214		780-430N	44410		784-714	45475	For Greater Value, use	963-005	45831	For Greater Value, use	961-355
44216		780-440N	44412		784-606	45475		963-010	45835	For Greater Value, use	961-380
44218		780-450N	44414	For Greater Value, use	784-608	45476		963-079	45836	For Greater Value, use	961-380
44220		780-460N	44416	For Greater Value, use	784-608	45478		963-020	45848	For Greater Value, use	961-345
44222		780-520N	44417		799-071	45490		963-056	45849	For Greater Value, use	961-345
44224		780-530N	44418	For Greater Value, use	784-610	45502		963-085	45850	For Greater Value, use	961-345
44226		780-540N	44418		799-072	45510	For Greater Value, use	963-050	45851		961-346
44228		780-245N	44422	For Greater Value, use	784-610	45520	For Greater Value, use	961-080	45852		961-347
44230		780-492	44426	For Greater Value, use	784-612	45532	For Greater Value, use	961-350	45854	For Greater Value, use	961-345
44232		780-494	44428	For Greater Value, use	784-612	45534	For Greater Value, use	961-350	45860		961-202
44238		781-625N	44430		784-614	45535	For Greater Value, use	961-350	45870		961-370
44240		781-635N	44450		784-700	45537	For Greater Value, use	961-350	45872		961-360
44256		760-125N	44452		784-702	45540		961-348	45874		961-365

Tites! to Clamshell Interchange

Convenient, reclosable clamshell packaging is available for selected Tites! products.

Greater Tites! #	Greater Value	Dorman Clamshell #	Greater Tites! #	Greater Value	Dorman Clamshell #	Greater Tites! #	Greater Value	Dorman Clamshell #	Greater Tites! #	Greater Value	Dorman Clamshell #
45879	For Greater Value, use	961-080	45972		785-106	47812	For Greater Value, use	961-015	47920		799-110
45896		964-005	45973		785-120	47813	For Greater Value, use	961-020	47920		961-075
45897		964-014	45974	For Greater Value, use	785-109	47815	For Greater Value, use	961-020	47930		799-105
45898		964-018	45974	For Greater Value, use	785-122	47840	For Greater Value, use	961-035	47930		961-070
45947		785-114	45975	For Greater Value, use	785-110	47841	For Greater Value, use	961-035	47952	For Greater Value, use	961-040
45950	For Greater Value, use	785-102	45976	For Greater Value, use	785-108	47861	For Greater Value, use	961-005	47953	For Greater Value, use	961-040
45951	For Greater Value, use	785-500	45976	For Greater Value, use	785-109	47862	For Greater Value, use	961-005	47954	For Greater Value, use	961-045
45954	For Greater Value, use	785-110	45977	For Greater Value, use	785-500	47863	For Greater Value, use	961-005	47955		961-065
45955	For Greater Value, use	785-101	45978	For Greater Value, use	785-134	47864	For Greater Value, use	961-010	47956		799-100
45956		785-107	45979	For Greater Value, use	785-136	47865	For Greater Value, use	961-010	47956		961-060
45959		785-116	45980	For Greater Value, use	785-136	47870	For Greater Value, use	961-025	47957		961-065
45960		785-104	45981	For Greater Value, use	785-134	47871	For Greater Value, use	961-025	47958	For Greater Value, use	961-050
45962		785-111	45982		785-132	47872	For Greater Value, use	961-025	47970	For Greater Value, use	961-045
45963		785-112	45983		785-124	47873	For Greater Value, use	961-025	47971	For Greater Value, use	961-050
45964	For Greater Value, use	785-100	45987		785-128	47880	For Greater Value, use	961-030	47972		961-055
45965		784-518	45992		785-130	47881	For Greater Value, use	961-030	85993		770-103
45965	For Greater Value, use	785-100	45996		785-126	47882	For Greater Value, use	961-030	85994		770-103
45966	For Greater Value, use	785-100	47810	For Greater Value, use	961-015	47910		799-110			
45969	For Greater Value, use	785-101	47811	For Greater Value, use	961-015	47910		961-075			

Clamshell to Tites! Interchange

Convenient, reclosable clamshell packaging is available for selected Tites! products.

Dorman Clamshell #	Tites! #	Dorman Clamshell #	Tites! #	Dorman Clamshell #	Tites! #	Dorman Clamshell #	Tites! #
760-005N	44100	762-010N	44022	768-010	44699	780-545N	No Listing
760-007N	44102	762-011N	44024	768-010	44700	780-550N	44718
760-010N	44104	762-011N	44024	770-046	44302	780-560N	44719
760-015N	44103	762-012N	44026	770-047	44303	781-521N	No Listing
760-020N	44105	762-012N	44026	770-065	44305	781-531N	No Listing
760-025N	44110	762-013N	44028	770-083	44304	781-551N	44722
760-107N	44112	762-014N	44030	770-103	44314	781-625N	44238
760-110N	44114	763-010N	44038	770-103	85993	781-635N	44240
760-112N	44138	763-010N	44038	770-103	85994	782-004N	44050
760-115N	44116	763-011N	44040	770-107	44306	782-005N	44052
760-120N	44118	763-011N	44040	770-124	44309	782-006N	44054
760-125N	44256	763-012N	44042	770-191	44308	782-006N	44054
760-130N	44257	763-012N	44042	770-192	No Listing	782-007N	44056
760-207N	44120	763-013N	44044	770-211	44310	782-008N	44058
760-210N	44122	763-014N	44046	770-212	44311	782-008N	44058
760-212N	44258	764-010	44098	780-016N	44702	782-009	44068
760-215N	44124	764-010	44099	780-020N	44190	782-010N	44070
760-217N	44259	764-010	44778	780-112N	44192	782-011	44060
760-220N	44126	765-008N	44350	780-116N	No Listing	782-011	44060
760-222N	44260	765-010N	44357	780-125N	44194	782-012N	44062
760-225N	44128	765-011N	44352	780-210N	44196	782-012N	44062
760-230N	44144	765-011N	44352	780-212N	No Listing	783-010N	No Listing
760-310N	44132	765-012N	44353	780-216N	44198	783-012N	No Listing
760-315N	44134	765-013N	44354	780-220N	44200	784-100	00989
760-320N	44136	765-013N	44354	780-225N	44188	784-100	00990
760-325N	No Listing	765-014N	44355	780-230N	44204	784-105	01036
760-330N	44146	766-009N	44360	780-235N	44707	784-105	01037
760-415N	44140	766-009N	44360	780-240N	44385	784-110	No Listing
760-420N	44142	766-010N	44366	780-245N	44228	784-115	00995
761-005N	44150	766-011N	44362	780-250N	44709	784-115	00996
761-007N	44272	766-011N	44362	780-320N	44208	784-120	00997
761-010N	44152	766-012N	44363	780-412N	44210	784-120	00999
761-015N	44154	766-012N	44363	780-416N	44388	784-125	01042
761-107N	44160	766-013N	44364	780-420N	44211	784-125	01043
761-110N	44162	766-013N	44364	780-425N	44212	784-130	01044
761-112N	44274	766-014N	44365	780-430N	44214	784-130	01046
761-115N	44186	766-014N	44365	780-435N	44389	784-135	No Listing
761-120N	44164	766-109	44531	780-440N	44216	784-140	01004
761-125N	44166	766-110	44530	780-445N	No Listing	784-140	01005
761-130N	44277	766-112	No Listing	780-450N	44218	784-145	01006
761-207N	44168	766-118	No Listing	780-460N	44220	784-145	01008
761-210N	44170	767-005	44691	780-491	44714	784-150	01051
761-215N	44172	767-005	44692	780-492	44230	784-150	01052
761-220N	44174	767-005	44693	780-494	44232	784-155	01053
761-225N	44176	767-010	44694	780-520N	44222	784-155	01055
761-310N	No Listing	767-010	44695	780-525N	44390	784-160	No Listing
761-315N	44178	768-005	44696	780-530N	44224	784-165	No Listing
761-415N	44182	768-005	44697	780-535N	No Listing	784-170	No Listing
762-010N	44022	768-005	44698	780-540N	44226	784-175	No Listing

Tites! to Clamshell Interchange

Clamshell to Tites! Interchange

Convenient, reclosable clamshell packaging is available for selected Tites! products.

Dorman Clamshell #	Tites! #	Dorman Clamshell #	Tites! #	Dorman Clamshell #	Tites! #	Dorman Clamshell #	Tites! #
784-180	No Listing	784-760	44096	799-012	44027	961-030	47881
784-185	No Listing	784-762	44097	799-020	44039	961-030	47882
784-190	No Listing	784-764	No Listing	799-020	44039	961-035	47840
784-195	No Listing	784-765	No Listing	799-021	44041	961-035	47841
784-220	No Listing	784-766	No Listing	799-021	44041	961-040	47952
784-222	No Listing	784-767	No Listing	799-022	44043	961-040	47953
784-224	No Listing	784-768	No Listing	799-022	44043	961-045	47954
784-240	01227	784-770	44088	799-026	44190	961-045	47970
784-250	01228	784-772	44090	799-027	No Listing	961-050	47958
784-260	01240	784-774	44082	799-030	44371	961-050	47971
784-265	01241	784-776	44092	799-030	44371	961-055	47972
784-270	01252	784-800	No Listing	799-031	44372	961-060	47956
784-275	01253	784-802	No Listing	799-031	44372	961-065	47955
784-300	01365	784-804	No Listing	799-032	44373	961-065	47957
784-305	01366	784-806	No Listing	799-032	44373	961-070	45813
784-310	01367	784-808	No Listing	799-033	44380	961-070	47930
784-320	01335	784-810	No Listing	799-033	44380	961-075	45612
784-325	01336	784-812	No Listing	799-040	44381	961-075	45822
784-326	01374	784-814	No Listing	799-040	44381	961-075	47910
784-328	01376	784-816	No Listing	799-041	44382	961-075	47920
784-330	01337	784-820	No Listing	799-041	44382	961-076	45615
784-332	01377	785-100	45964	799-042	44383	961-080	45520
784-334	01378	785-100	45965	799-042	44383	961-080	45879
784-518	45965	785-100	45966	799-052	44258	961-100	45601
784-600	44400	785-101	45955	799-055	44192	961-100	45606
784-600	44403	785-101	45969	799-056	No Listing	961-100	45607
784-602	44404	785-102	44286	799-057	No Listing	961-120	45600
784-602	44406	785-102	45950	799-070	44403	961-120	45603
784-604	44408	785-104	45960	799-071	44417	961-125	45427
784-604	44410	785-106	45972	799-072	44418	961-130	45705
784-606	44412	785-107	45956	799-090	43005	961-200	45721
784-608	44414	785-108	44783	799-100	47956	961-202	45860
784-608	44416	785-108	45976	799-105	45813	961-205	45707
784-610	44418	785-109	01335	799-105	47930	961-210	45708
784-610	44422	785-109	01376	799-110	45612	961-215	45588
784-612	44426	785-109	01472	799-110	45822	961-215	45707
784-612	44428	785-109	45974	799-110	47910	961-220	45720
784-614	44430	785-109	45976	799-110	47920	961-225	45693
784-620	44494	785-110	45954	799-115	45815	961-230	45706
784-620	44501	785-110	45975	799-120	45464	961-235	45581
784-620	44521	785-111	45962	799-120	45688	961-235	45582
784-622	44496	785-112	45963	799-125	45472	961-235	45584
784-622	44498	785-114	45947	799-128	No Listing	961-298	45401
784-622	44502	785-116	45959	799-130	45466	961-300	45400
784-624	44499	785-120	45973	799-130	45681	961-300	45404
784-624	44525	785-122	44296	799-135	45680	961-305	45628
784-626	44503	785-122	45974	799-140	45470	961-310	45402
784-626	44504	785-124	45983	799-140	45689	961-310	45403
784-628	44500	785-126	45996	799-145	45690	961-310	45405
784-628	44505	785-128	45987	799-300	01043	961-311	45410
784-630	44506	785-130	45992	799-302	01378	961-312	45416
784-632	44631	785-132	45982	799-304	01376	961-313	45818
784-632	44632	785-134	45978	799-306	01240	961-315	45700
784-632	44633	785-134	45981	960-005	No Listing	961-320	45702
784-632	44634	785-136	45979	960-007	No Listing	961-325	45632
784-632	44635	785-136	45980	960-010	No Listing	961-328	45820
784-634	44791	785-300	43001	960-107	No Listing	961-330	45574
784-634	44792	785-302	43002	960-110	No Listing	961-330	45692
784-634	44793	785-304	43003	960-112	No Listing	961-335	45645
784-700	44450	785-306	43004	960-210	No Listing	961-340	45701
784-701	No Listing	785-308	43005	960-211	No Listing	961-345	45848
784-702	44452	785-310	43375	960-215	No Listing	961-345	45849
784-703	No Listing	785-312	43376	960-220	No Listing	961-345	45850
784-710	44458	785-312	43376	961-005	47861	961-345	45854
784-712	44454	785-314	43377	961-005	47862	961-346	45851
784-714	44020	785-316	43378	961-005	47863	961-347	45852
784-714	44404	785-316	43378	961-010	47864	961-348	45540
784-714	44410	785-318	43325	961-010	47865	961-350	45532
784-716	44036	785-318	43326	961-015	47810	961-350	45534
784-718	No Listing	785-318	43327	961-015	47811	961-350	45535
784-720	44456	785-318	43328	961-015	47812	961-350	45537
784-750	44093	785-500	45951	961-020	47813	961-355	45695
784-752	44083	785-500	45977	961-020	47815	961-355	45831
784-754	44085	799-010	44023	961-025	47870	961-356	44762
784-754	44085	799-010	44023	961-025	47871	961-356	45552
784-756	44094	799-011	44025	961-025	47872	961-357	45554
784-758	44095	799-011	44025	961-025	47873	961-360	45872
784-758	44095	799-012	44027	961-030	47880	961-365	45874

Clamshell to Tites! Interchange

Convenient, reclosable clamshell packaging is available for selected Tites! products.

Dorman Clamshell #	Tites! #	Dorman Clamshell #	Tites! #	Dorman Clamshell #	Tites! #	Dorman Clamshell #	Tites! #
961-370	45870	963-045	No Listing	964-010	45710	980-210	No Listing
961-375	45623	963-050	45510	964-012	45595	980-216	No Listing
961-377	45622	963-050	45812	964-014	45897	980-220	No Listing
961-380	45835	963-055	45462	964-015	45592	980-225	No Listing
961-380	45836	963-056	45490	964-018	45898	980-230	No Listing
962-010	No Listing	963-058	45680	964-020	45596	980-420	No Listing
962-011	No Listing	963-060	45703	964-024	45590	980-425	No Listing
962-012	No Listing	963-065	45713	964-025	45709	980-430	No Listing
963-005	45467	963-070	45468	964-030	45711	980-440	No Listing
963-005	45475	963-071	No Listing	964-035	45790	980-520	No Listing
963-010	45475	963-075	45698	964-040	45791	980-530	No Listing
963-015	45678	963-079	45476	964-045	45792	980-540	No Listing
963-020	45478	963-080	No Listing	964-050	45793	981-531	No Listing
963-025	45815	963-081	No Listing	965-008	No Listing	982-006	No Listing
963-030	45464	963-082	No Listing	965-010	No Listing	982-008	No Listing
963-030	45688	963-083	No Listing	965-011	No Listing	982-010	No Listing
963-035	45472	963-084	No Listing	965-012	No Listing	983-110	No Listing
963-040	45466	963-085	45502	965-013	No Listing		
963-040	45681	964-005	45896	965-014	No Listing		

Numerical Index

Part #	Page #	Part #	Page #	Part #	Page #	Part #	Page #	Part #	Page #	Part #	Page #	Part #	Page #
00809	442	01372	442	02605	427	05106	440	05188	440	090-001	40	090-066	35
00810	442	01373	442	02606	427	05107	439	05189	440	090-002	40	090-068	40
00811	442	01374	442	02607	427	05108	440	05190	440	090-005	32	090-069	35
00812	442	01376	442	02608	427	05109	440	05191	440	090-006	32	090-070	41
00818	442	01377	442	02609	427	05110	440	05192	440	090-008	32	090-071	41
00819	442	01378	442	02610	427	05110	440	05193	440	090-010	32	090-072	41
00820	442	01379	442	02620	426	05111	439	05194	440	090-011	32	090-073	41
00821	442	01396	442	02625	427	05112	439	05195	440	090-015	32	090-074	35
00822	442	01426	441	02632	426	05113	439	05196	440	090-016	32	090-075	35
00827	442	01428	441	02636	426	05114	439	05197	440	090-017	32	090-076	36
00828	442	01434	441	02652	426	05117	439	05198	440	090-018	32	090-077	41
00829	442	01437	441	02653	426	05118	439	05199	440	090-019	40	090-078	36
00830	442	01438	441	02656	426	05119	440	05201	440	090-020	32	090-079	36
00831	442	01442	441	02657	427	05120	439	05207	440	090-021	32	090-080	36
00844	442	01444	441	02661	426	05121	439	05210	439	090-022	40	090-081	36
00845	442	01445	441	02667	426	05122	440	05211	440	090-024	32	090-082	36
00846	442	01451	441	02673	426	05123	439	05301	440	090-026	40	090-083	36
00847	442	01456	441	02677	426	05124	440	05302	440	090-027	33	090-084	36
00848	442	01472	441	02678	426	05126	440	05303	439	090-028	40	090-085	36
00923	442	02471	427	02680	426	05128	439	05304	439	090-030	33	090-086	36
00924	442	02472	427	02681	124	05129	440	05305	439	090-031	33	090-087	36
00928	442	02480	427	02690	426	05131	440	05306	439	090-032	33	090-088	36
00929	442	02482	427	02692	426	05132	439	05307	439	090-033	33	090-089	37
00930	442	02483	427	030-136	6	05133	440	05308	439	090-034	33	090-091	37
00936	442	02500	426	030-180	7	05134	439	05309	440	090-035	33	090-092	41
00937	442	02501	426	030-200	7	05135	440	05310	439	090-036	33	090-097	41
00938	442	02502	426	030-201	8	05136	440	05315	439	090-038	33	090-098	37
00939	442	02505	426	030-202	8	05138	439	070-015	28	090-039	33	090-099	37
01226	442	02507	426	030-203	9	05139	439	070-024	28	090-040	33	090-100	41
01227	442	02519	426	030-204	9	05140	440	070-031	28	090-041	33	090-101	41
01228	442	02523	426	030-205	10	05141	440	070-039	28	090-042	34	090-102	37
01229	442	02524	426	030-206	10	05142	439	070-042	28	090-043	34	090-105	37
01230	442	02552	426	030-208	11	05143	439	070-043	28	090-045	34	090-106	41
01238	442	02554	426	030-209	11	05145	440	070-055	28	090-046	40	090-107	41
01240	442	02555	426	030-211	12	05150	439	070-056	28	090-047	40	090-108	41
01241	442	02556	426	030-400	12, 85	05151	440	070-058	28	090-048	34	090-109	41
01242	442	02558	426	030-496	13, 115	05152	440	070-063	28	090-049	34	090-110	41
01252	442	02559	426	030-539	13, 30	05153	440	070-080	28	090-050	34	090-111	37
01253	442	02560	426	030-541	14, 30	05154	440	070-081	28	090-051	34	090-114	37
01254	442	02577	426	030-611	14	05155	440	070-084	28	090-052	34	090-115	37
01255	442	02581	426	030-630	15	05170	439	070-116	28	090-053	34	090-149	37
01256	442	02582	426	030-709	15	05171	439	070-118	28	090-054	34	090-151	37
01263	442	02583	426	030-720	16	05172	439	070-120	28	090-055	34	090-153	37
01331	442	02586	426	030-722	16	05173	439	071-001	28	090-056	34	090-154	38
01332	442	02588	426	030-724	17	05175	439	071-002	28	090-057	35	090-156	38
01333	442	02594	426	030-726	17	05176	439	071-003	28	090-058	35	090-161	38
01334	442	02598	426	030-728	18	05177	439	071-004	28	090-059	35	090-162	38
01335	442	02600	427	05101	440	05183	439	071-005	28	090-060	35	090-163	38
01336	442	02601	427	05102	440	05184	439	071-008	28	090-061	35	090-164	38
01337	442	02602	427	05103	440	05185	439	071-009	28	090-062	35	090-165	38
01338	442	02603	427	05104	440	05186	439	071-010	28	090-063	35	090-167	38
01363	441	02604	427	05105	440	05187	439	071-011	28	090-064	35	090-168	38

Clamshell to Tites! Interchange

22

Numerical Index

Part #	Page #	Part #	Page #	Part #	Page #	Part #	Page #	Part #	Page #	Part #	Page #	Part #	Page #	Part #	Page #
090-169	38	097-134	47	105CY	121	118-094	83	121-023	83	135-417	84	170-135	87		
090-170	38	097-135	47	105D	121	118-095	83	121-024	83	135-420	84	170-137	87		
090-171	38	097-136	47	105E	121	118-096	83	121-025	83	135-425	84	170-140	87		
090-172	39	097-138	47	105F	121	118-097	83	121-026	83	135-430	84	170-145	87		
090-173	39	097-139	47	107F	122	118-098	83	121-027	83	135-510	84	170-150	87		
092-001	39	097-145	48	107U	122	118-099	83	121-028	83	135-515	84	170-155	87		
092-002	39	099-006	75	108A	118	118-100	83	121-030	83	135-517	84	170-160	87		
092-003	39	099-007	75	108C	118	118-101	83	121-031	83	135-520	84	170-205	87		
092-004	39	099-008	75	108E	118	118-102	83	121-032	83	135-525	84	170-206	87		
092-005	39	099-009	75	108F	118	118-103	76	121-034	83	135-530	84	170-207	87		
092-006	39	099-010	75	109A	118	118-104	83	121-035	83	135-610	84	170-208	87		
092-007	39	099-011	75	109C	118	118-105	83	121-036	83	135-612	84	170-210	87		
092-008	39	099-012	75	109E	118	118-106	83	121-037	83	135-615	84	170-212	87		
092-009	39	099-110	75	109F	118	118-107	83	121-038	83	135-620	84	170-215	87		
092-010	39	099-111	75	10A	118	118-108	83	121-040	83	135-625	84	170-217	87		
092-011	39	099-112	75	10C	118	118-109	76, 323	121-041	83	135-630	84	170-220	87		
092-012	39	099-113	75	10CC	118	118-201	76	121-042	83	135-640	84	170-222	87		
092-013	39	099-114	75	10E	118	11A	117	121A	118	135-715	84	170-225	87		
095-001	42	099-115	75	10K	118	11B	117	121C	118	135-720	84	170-227	87		
095-002	42	099-116	75	110C	117	11C	117	121E	118	135-725	84	170-230	87		
095-003	42	099-210	75	110E	117	11D	117	121F	118	135-730	84	170-232	87		
095-004	42	099-211	75	110EE	117	120-001	83	121H	118	135-735	84	170-235	87		
095-005	42	099-212	75	110F	117	120-002	83	123C	118	135-740	84	170-237	87		
095-006	42	099-213	75	110FA	117	120-003	83	123E	118	135-820	84	170-240	87		
095-010	42	099-214	75	110FF	117	120-004	83	123EE	118	135-830	84	170-245	87		
095-012	42	099-215	75	110H	117	120-005	83	123F	118	135-840	84	170-250	87		
095-014	42	099-216	75	110HH	117	120-006	83	124A	118	135-940	84	170-255	87		
095-015	43	099-217	75	1126	442	120-007	83	124C	118	140-207	84	170-260	87		
095-016	43	099-218	75	112A	118	120-008	83	124E	118	140-215	84	1703	122		
095-017	43	099-219	75	112C	118	120-009	83	124F	118	140-310	84	170-307	87		
095-018	43	099-220	75	112E	118	120-011	83	125-001	84	140-417	84	170-310	87		
095-140	43	099-221	75	112F	118	120-012	83	125-002	84	140-420	84	170-312	87		
095-141	43	099-222	75	11300	118	120-014	83	125-003	84	140-520	84	170-315	87		
095-142	43	099-325	75	1136	442	120-015	83	125-004	84	143	118	170-317	87		
095-143	43	099-326	75	113A1	118	120-017	83	125-005	84	145	118	170-320	87		
095-144	43	099-327	75	113A2	118	120-018	83	125-006	84	148	118	170-322	87		
095-145	43	100-001	76	113A3	118	120-021	83	125-007	84	149	118	170-325	87		
095-147	43	100-002	76	113C1	118	120-022	83	126A	118	14K	118	170-327	87		
095-149	43	100-011	76	113C2	118	120-024	83	126C	118	155	118	170-330	88		
095-153	44	100-012	76	115-001	76	120-032	83	126E	118	15A	117	170-332	88		
097-001	44	100-013	76	115-002	76	120-038	83	127A	118	15B	117	170-335	88		
097-002	44	100-014	76	115-003	76	120-040	83	127F	118	15C	117	170-337	88		
097-003	44	100-015	76	115-004	76	120-041	83	127C	118	15D	117	170-340	88		
097-004	44	100-016	76	115-005	76	120-042	83	127E	118	160	118	170-345	88		
097-005	44	100-019	76	115-006	76	120-043	83	128A	118	170-005	87	170-350	88		
097-010	44	100-020	76	115-007	76	120-044	83	128C	118	170-006	87	170-355	88		
097-012	44	100-021	76	115-008	76	120-045	83	129A	118	170-007	87	170-360	88		
097-013	44	100-022	76	115-009	76	120-046	83	129C	118	170-008	87	170-407	88		
097-016	44	100-023	76	115-010	76	120-047	83	129E	118	170-010	87	170-408	88		
097-017	44	100-024	76	115-101	76	120-048	83	129F	118	170-012	87	170-410	88		
097-018	44	100-025	76	115-102	76	120-049	83	12A	117	170-015	87	170-412	88		
097-019	45	100-026	76	115-103	76	120-050	83	12B	117	170-017	87	170-415	88		
097-020	45	100-029	76	116-101	76	120-051	83	12C	117	170-020	87	170-417	88		
097-021	45	100-030	76	116-102	76	120-052	83	12D	117	170-022	87	170-420	88		
097-022	45	100-031	76	116-103	76	120CC	117	12E	117	170-025	87	170-422	88		
097-023	45	100-032	76	116-104	76	120EE	117	131	119	170-027	87	170-425	88		
097-024	45	100-042	76	116-201	76	120FF	117	132	119	170-030	87	170-427	88		
097-025	45	100-043	76	116-202	76	121-001	83	134	119	170-032	87	170-430	88		
097-026	45	100-044	76	116-203	76	121-002	83	135	118	170-035	87	170-432	88		
097-027	45	100-046	76	116-204	76	121-003	83	135-005	84	170-037	87	170-435	88		
097-028	46	100-047	76	116A	118	121-004	83	135-010	84	170-040	87	170-437	88		
097-029	46	100-049	76	116C	118	121-005	83	135-105	84	170-045	87	170-440	88		
097-030	46	100A	118	116CC	118	121-006	83	135-107	84	170-050	87	170-445	88		
097-032	46	100C	118	116E	118	121-007	83	135-110	84	170-055	87	170-450	88		
097-033	46	100E	118	116F	118	121-008	83	135-112	84	170-060	87	170-455	88		
097-035	46	101A	118	117A	118	121-009	83	135-115	84	170-105	87	170-460	88		
097-115	46	101C	118	117C	118	121-010	83	135-120	84	170-106	87	170-465	88		
097-116	46	101E	118	118-005	76	121-011	83	135-207	84	170-107	87	170-470	88		
097-117	46	102A	118	118-025	76	121-012	83	135-210	84	170-108	87	170-480	88		
097-118	46	102C	118	118-040	76	121-013	83	135-212	84	170-110	87	170-510	88		
097-119	46	103A	117	118-045	76	121-014	83	135-215	84	170-112	87	170-512	88		
097-120	46	103C	117	118-050	76	121-015	83	135-217	84	170-115	87	170-515	88		
097-127	47	103E	117	118-060	76	121-016	83	135-220	84	170-117	87	170-517	88		
097-128	47	103F	118	118-070	76	121-017	83	135-225	84	170-120	87	170-520	88		
097-129	47	105A	121	118-075	76	121-018	83	135-307	84	170-122	87	170-522	88		
097-130	47	105B	121	118-080	76	121-019	83	135-310	84	170-125	87	170-525	88		
097-131	47	105BL	121	118-085	76	121-020	83	135-410	84	170-127	87	170-527	88		
097-132	47	105C	121	118-092	83	121-021	83	135-412	84	170-130	87	170-530	88		
097-133	47	105CL	121	118-093	83	121-022	83	135-415	84	170-132	87	170-532	88		

Numerical Index

Part #	Page #	Part #	Page #	Part #	Page #	Part #	Page #	Part #	Page #	Part #	Page #	Part #	Page #
170-535	88	170-965	89	175-415	88	175-825	89	197-107	90	197-525	91	199-025	90
170-537	88	1735	122	175-417	88	175-830	89	197-108	90	197-527	91	199-027	90
170-540	88	1738	122	175-420	88	175-832	89	197-110	90	197-530	91	199-030	90
170-545	88	1739	122	175-422	88	175-835	89	197-112	90	197-535	91	199-035	90
170-550	88	175-005	87	175-425	88	175-837	89	197-115	90	197-540	91	199-040	90
170-555	88	175-006	87	175-427	88	175-840	89	197-117	90	197-545	91	199-105	90
170-560	88	175-007	87	175-430	88	175-845	89	197-120	90	197-550	91	199-106	90
170-610	88	175-008	87	175-432	88	175-850	89	197-122	90	197-610	91	199-107	90
170-612	88	175-010	87	175-435	88	175-855	89	197-125	90	197-612	91	199-108	90
170-615	88	175-012	87	175-437	88	175-860	89	197-127	90	197-615	91	199-110	90
170-617	88	175-015	87	175-440	88	175-870	89	197-130	90	197-617	91	199-112	90
170-620	88	175-017	87	175-445	88	175-880	89	197-135	90	197-620	91	199-115	90
170-622	88	175-020	87	175-450	88	175-920	89	197-140	90	197-622	91	199-117	90
170-625	88	175-022	87	175-455	88	175-922	89	197-145	90	197-625	91	199-120	90
170-627	88	175-025	87	175-460	88	175-925	89	197-150	90	197-627	91	199-122	90
170-630	88	175-027	87	175-465	88	175-927	89	197-155	90	197-630	91	199-125	90
170-632	88	175-030	87	175-470	88	175-930	89	197-160	90	197-632	91	199-127	90
170-635	88	175-035	87	175-480	88	175-932	89	197-205	90	197-635	91	199-130	90
170-637	88	175-037	87	175-510	88	175-935	89	197-206	90	197-637	91	199-135	90
170-640	88	175-040	87	175-512	88	175-937	89	197-207	90	197-640	91	199-140	90
170-645	88	175-045	87	175-515	88	175-940	89	197-208	90	197-645	91	199-205	90
170-650	88	175-050	87	175-517	88	175-945	89	197-210	90	197-650	91	199-206	90
170-655	88	175-055	87	175-520	88	175-950	89	197-212	90	197-655	91	199-207	90
170-660	88	175-060	87	175-522	88	175-952	89	197-215	90	197-660	91	199-208	90
170-665	88	175-105	87	175-525	88	175-955	89	197-217	90	197-665	91	199-210	90
170-670	88	175-106	87	175-527	88	175-960	89	197-220	90	197-670	91	199-212	90
170-675	88	175-107	87	175-530	88	175-965	89	197-222	90	197-680	91	199-215	90
170-680	88	175-108	87	175-532	88	175-970	89	197-225	90	197-710	91	199-217	90
170-690	88	175-110	87	175-535	88	175-975	89	197-227	90	197-712	91	199-220	90
170-695	88	175-112	87	175-537	88	1764	122	197-230	90	197-715	91	199-222	90
170-710	89	175-115	87	175-540	88	1790	122	197-232	90	197-717	91	199-225	90
170-712	89	175-117	87	175-545	88	1791	122	197-235	90	197-720	91	199-227	90
170-715	89	175-120	87	175-550	88	1795	122	197-237	90	197-722	91	199-230	90
170-717	89	175-122	87	175-555	88	1799	122	197-240	90	197-725	91	199-235	90
170-720	89	175-125	87	175-560	88	17C	117	197-245	90	197-727	91	199-240	90
170-722	89	175-127	87	175-610	88	1841	124	197-250	90	197-730	91	199-245	90
170-725	89	175-130	87	175-612	88	1842	124	197-255	90	197-732	91	199-250	90
170-727	89	175-132	87	175-615	88	1843	124	197-260	90	197-735	91	199-255	90
170-730	89	175-135	87	175-617	88	1844	124	197-307	90	197-737	91	199-260	90
170-732	89	175-137	87	175-620	88	1851	124	197-310	90	197-740	91	199-307	90
170-735	89	175-140	87	175-622	88	1852	124	197-312	90	197-745	91	199-310	90
170-737	89	175-145	87	175-625	88	1853	124	197-315	90	197-750	91	199-312	90
170-740	89	175-150	87	175-627	88	1854	124	197-317	90	197-755	91	199-315	90
170-745	89	175-155	87	175-630	88	1855	124	197-320	90	197-760	91	199-317	90
170-750	89	175-160	87	175-632	88	1856	124	197-322	90	197-770	91	199-320	90
170-755	89	175-205	87	175-635	88	1857	124	197-325	90	197-780	91	199-322	90
170-760	89	175-206	87	175-637	88	1862	124	197-327	90	197-820	91	199-325	90
170-765	89	175-207	87	175-640	88	1863	124	197-330	90	197-822	91	199-327	90
170-770	89	175-208	87	175-645	88	1864	124	197-335	90	197-825	91	199-330	90
170-775	89	175-210	87	175-650	88	1865	124	197-340	90	197-827	91	199-335	90
170-780	89	175-212	87	175-655	89	1866	124	197-345	90	197-830	91	199-340	90
170-815	89	175-215	87	175-660	89	1867	124	197-350	90	197-835	91	199-345	90
170-820	89	175-217	87	175-665	89	1871	124	197-355	90	197-840	91	199-350	90
170-825	89	175-220	87	175-670	89	1872	124	197-360	90	197-845	92	199-355	90
170-830	89	175-222	87	175-675	89	1873	124	197-407	90	197-850	92	199-360	90
170-832	89	175-225	87	175-680	89	1896	124	197-408	90	197-855	92	199-407	91
170-835	89	175-227	87	175-690	89	1897	124	197-410	90	197-860	92	199-410	91
170-837	89	175-230	87	175-695	89	1898	124	197-412	90	197-920	92	199-412	91
170-840	89	175-232	87	175-710	89	197-005	89	197-415	90	197-925	92	199-415	91
170-845	89	175-235	87	175-712	89	197-006	89	197-417	90	197-930	92	199-417	91
170-850	89	175-237	87	175-715	89	197-007	89	197-420	90	197-935	92	199-420	91
170-855	89	175-240	87	175-720	89	197-008	89	197-422	90	197-940	92	199-422	91
170-860	89	175-245	87	175-725	89	197-010	89	197-425	90	197-945	92	199-425	91
170-870	89	175-250	87	175-727	89	197-012	89	197-427	90	197-950	92	199-427	91
170-880	89	175-255	87	175-730	89	197-015	89	197-430	90	197-955	92	199-430	91
170-920	89	175-260	87	175-732	89	197-017	89	197-432	90	197-960	92	199-432	91
170-922	89	175-330	88	175-735	89	197-020	89	197-435	91	197-965	92	199-435	91
170-925	89	175-332	88	175-737	89	197-022	89	197-437	91	197-970	92	199-440	91
170-927	89	175-335	88	175-740	89	197-025	89	197-440	91	197-980	92	199-445	91
170-930	89	175-337	88	175-745	89	197-027	89	197-445	91	199-005	90	199-450	91
170-932	89	175-340	88	175-750	89	197-030	89	197-450	91	199-006	90	199-455	91
170-935	89	175-345	88	175-755	89	197-035	89	197-455	91	199-007	90	199-460	91
170-937	89	175-350	88	175-760	89	197-040	90	197-460	91	199-008	90	199-510	91
170-940	89	175-355	88	175-765	89	197-045	90	197-465	91	199-010	90	199-512	91
170-945	89	175-360	88	175-770	89	197-050	90	197-512	91	199-012	90	199-515	91
170-950	89	175-407	88	175-775	89	197-055	90	197-515	91	199-015	90	199-517	91
170-952	89	175-408	88	175-780	89	197-060	90	197-517	91	199-017	90	199-520	91
170-955	89	175-410	88	175-815	89	197-105	90	197-520	91	199-020	90	199-522	91
170-960	89	175-412	88	175-820	89	197-106	90	197-522	91	199-022	90	199-525	91

Numerical Index

Part #	Page #	Part #	Page #	Part #	Page #	Part #	Page #	Part #	Page #	Part #	Page #	Part #	Page #
199-527	91	200-410	100	251-009	102	2665	124	29159	443	300F	121	345-105	94
199-530	91	200-507	100	251-010	102	2666	124	29163	443	3021B	123	345-106	94
199-535	91	200-510	100	251-011	102	270-006	104	29164	443	3022B	123	345-202	94
199-540	91	200A	121	251-012	102	270-008	104	29165	443	3023B	123	345-203	94
199-545	91	200B	121	251-013	102	270-009	104	29168	443	3024B	123	345-205	94
199-550	91	200C	121	251-014	102	270-010	104	29169	443	3025B	123	345-206	94
199-555	91	200CC	121	251-015	102	270-011	104	29177	443	3026B	123	345-207	94
199-560	91	200D	121	251-016	102	270-012	104	29181	443	3028B	123	345-210	94
199-610	91	200DD	121	251-017	102	270-013	104	29183	443	312-007	105	345-212	94
199-612	91	200E	121	251-018	102	270-014	104	29185	443	312-008	105	345-215	94
199-615	91	200EE	121	251-019	102	270-015	104	29187	443	312-009	105	345-217	94
199-617	91	200EEE	121	252-010	103	270-016	104	29200	443	312-010	105	345-220	94
199-620	91	200F	121	252-011	103	270-017	104	29201	443	312-011	105	345-225	94
199-622	91	20K	119	252-012	103	270-018	104	29202	443	312-012	105	345-230	94
199-625	91	210-010	102	252-107	103	270-019	104	29203	443	312-013	105	345-240	94
199-627	91	210-011	102	252-108	103	2729	121	29206	443	312-014	105	345-302	94
199-630	91	210-012	102	252-109	103	2730	121	29207	443	312-015	105	345-303	94
199-632	91	210-013	102	252-110	103	2731	121	29209	443	312-016	105	345-305	94
199-635	91	210-014	102	252-111	103	2732	121	292-106	106	312-017	105	345-306	94
199-637	91	210-015	102	252-112	103	2733	121	292-108	106	312-018	105	345-307	94
199-640	91	210-016	102	252-114	103	2734	121	292-110	106	312-019	105	345-308	94
199-645	91	210-017	102	252-116	103	2735	121	292-114	106	320-010	105	345-310	94
199-650	91	210-018	102	252-117	103	2736	121	292-118	106	320-011	105	345-312	94
199-655	91	210-019	102	252-129	406	2737	122	292-120	106	320-012	105	345-315	94
199-660	91	210-020	102	252-130	406	2738	122	292-122	106	320-013	105	345-317	94
199-665	91	210-021	102	252-131	406	2739	122	292-124	106	320-014	105	345-320	94
199-670	91	215-010	102	252-132	406	2740	122	292-126	106	320-015	105	345-325	94
199-680	91	215-011	102	253-109	103	2741	122	292-128	106	320-016	105	345-330	94
199-710	91	215-012	102	253-129	406	2742	122	292-132	106	320-017	105	345-402	94
199-712	91	215-013	102	255-009	103	2743	122	292-19	443	320-018	105	345-403	94
199-715	91	215-014	102	255-010	103	2746	122	29221	443	320-019	105	345-405	94
199-717	91	215-015	102	255-011	103	2747	122	29223	443	340-505	93	345-406	94
199-720	91	215-016	102	255-012	103	2748	122	29224	443	340-507	93	345-407	94
199-722	91	215-017	102	255-013	103	276-006	104	29225	443	340-510	93	345-410	94
199-725	91	215-018	102	255-014	103	2765	121	29230	443	340-512	93	345-412	94
199-727	91	215-019	102	255-027	103	2766	121	29231	443	340-515	93	345-415	94
199-730	91	215-020	102	255-028	103	2768	121	29232	443	340-605	93	345-417	94
199-732	91	215-021	102	255-029	103	2770	121	29233	443	340-607	93	345-420	94
199-735	91	217-010	102	255-109	103	2771	121	29304	443	340-610	93	345-430	94
199-737	91	217-011	102	255-116	77	2772	121	29306	443	340-612	93	345-502	94
199-740	91	217-012	102	255-117	77	2776	121	29313	443	340-615	93	345-503	94
199-745	91	217-013	102	255-118	77	2777	121	29314	443	340-617	93	345-505	94
199-750	91	217-014	102	255-119	77	2778	121	293-206	106	340-620	93	345-506	94
199-755	91	217-015	102	255-120	77	2779	121	293-208	106	340-625	93	345-507	94
199-760	91	217-016	102	255-308	103	2796	121	293-210	106	340-630	93	345-510	94
199-770	91	217-017	102	255-310	103	2798	121	293-214	106	340-635	93	345-512	94
199-780	91	217-018	102	255-311	103	27BC	123	293-218	106	340-640	93	345-515	94
199-820	92	217-019	102	255-312	103	27BY	120	293-220	106	340-705	93	345-517	94
199-822	92	217-020	102	256-010	103	27C	120	293-222	106	340-707	93	345-520	94
199-825	92	217-021	102	260-009	103	27CB	123	293-224	106	340-710	93	345-525	94
199-827	92	217-022	102	260-010	103	27CY	123	293-226	106	340-712	93	345-530	94
199-830	92	219-010	102	260-011	103	27K	119	293-228	106	340-715	93	345-535	94
199-835	92	219-011	102	260-012	103	28	119	29323	443	340-717	93	345-540	94
199-840	92	219-012	102	260-013	103	2831	122	293-232	106	340-720	93	345-550	94
199-845	92	219-013	102	260-014	103	2833	122	29350	443	340-725	93	345-560	94
199-850	92	219-014	102	262-010	104	2834	122	29352	443	340-730	93	345-605	94
199-855	92	219-015	102	262-011	104	2838	122	299-006	105	340-735	93	345-606	94
199-860	92	219-016	102	262-012	104	287-010	105	299-009	105	340-740	93	345-607	94
199-870	92	219-017	102	262-013	104	287-011	105	299-010	105	340-805	93	345-610	94
199-880	92	219-018	102	262-014	104	287-012	105	299-011	105	340-807	93	345-615	94
199-920	92	219-019	102	262-016	104	287-013	105	299-012	105	340-810	93	345-620	94
199-925	92	21K	119	262-017	104	287-014	105	299-013	105	340-812	93	345-625	94
199-930	92	22K	119	262-018	104	287-015	105	299-014	105	340-815	93	345-630	94
199-935	92	23K	119	262-019	104	287-016	105	299-015	105	340-817	93	345-805	94
199-940	92	240E	120	262B	116	287-017	105	299-016	105	340-820	93	345-807	94
199-945	92	240F	120	262D	116	287-018	105	299-017	105	340-825	93	345-810	94
199-950	92	241E	120	2630	124	287-019	105	299-018	105	340-830	93	345-815	94
199-955	92	243E	120	2631	124	2878	122	299-019	105	340-835	93	345-903	94
199-960	92	244E	120	2632	124	29129	443	299-020	105	340-840	93	345-905	94
199-965	92	250-010	102	2633	124	29133	443	299-022	105	340-907	93	345-906	94
199-970	92	250-011	102	2634	124	29141	443	299-024	105	340-910	93	345-907	94
199-980	92	250-012	102	2635	124	29143	443	2K	118	340-912	93	345-910	94
1K	118	250-013	102	2641	124	29145	443	3007B	123	340-915	93	345-912	94
200-205	100	250-014	102	2642	124	29146	443	3009B	123	340-920	93	345-915	94
200-207	100	250-015	102	2643	124	29147	443	300A	121	340-925	93	345-917	94
200-305	100	250-016	102	2644	124	29149	443	300B	121	340-930	93	345-920	94
200-307	100	250-017	102	2645	124	29151	443	300C	121	340-940	93	345-925	94
200-310	100	250-018	102	2652	124	29153	443	300D	121	345-102	94	345-930	94
200-407	100	250-019	102	2663	124	29156	443	300E	121	345-103	94	345-935	94

Numerical Index

Part #	Page #	Part #	Page #	Part #	Page #	Part #	Page #	Part #	Page #	Part #	Page #	Part #	Page #
345-940	94	355-106	95	360-047	95	365-204	96	380-027	92	383-110	93	395-053	98
345-945	94	355-107	95	360-061	95	365-205	96	380-028	92	383-112	93	395-060	98
345-950	94	355-108	95	360-063	95	365-206	96	380-029	92	383-115	93	395-062	98
345-955	94	355-109	95	360-064	95	365-207	96	380-030	92	383-120	93	395-070	97
345-960	94	355-121	95	360-067	95	365-208	96	380-032	92	383-207	93	395-071	97
346-805	94	355-124	95	360-072	101	365-209	96	380-033	92	383-210	93	395-072	97
346-807	94	355-125	95	360-081	95	365-212	96	380-034	92	383-212	93	395-073	97
346-810	94	355-189	94	360-082	95	365-214	96	380-035	92	383-215	93	3K	118
346-812	94	355-190	95	360-092	95	365-215	96	380-036	92	383-217	93	400-001	100
346-815	94	355-191	95	360-102	95	365-217	96	380-043	92	383-220	93	400-002	100
346-820	94	355-192	95	360-103	95	365-218	96	380-044	92	383-225	93	400-003	100
346-825	94	355-194	95	360-104	95	365-219	96	380-045	92	383-990	93	400-004	100
346-830	94	355-195	95	360-105	95	365-220	96	380-046	92	383-993	93	400-005	100
346-835	94	355-210	95	360-106	95	365-221	96	380-047	92	390-001	107	400-006	100
346-840	94	355-211	95	360-107	95	365-222	96	380-054	92	390-002	107	400-007	100
346-850	94	355-212	95	360-121	95	365-223	96	380-055	92	390-004	107	400-008	100
346-860	94	355-213	95	360-190	95	365-224	96	380-056	92	390-005	107	400-009	100
346-907	94	355-214	95	360-191	95	367-027	106	380-057	92	390-006	107	400-011	100
346-910	94	355-215	95	360-192	95	367-028	106	380-064	92	390-011	107	400-012	100
346-912	94	355-217	95	360-194	96	367-029	106	380-066	92	390-012	107	400-013	100
346-915	94	355-219	95	360-200	96	367-030	106	380-067	92	390-013	107	400-014	100
346-920	94	355-221	95	360-201	96	367-031	106	380-068	92	390-014	107	400-015	100
346-925	94	355-222	95	360-202	96	367-128	106	380-069	92	390-015	107	400-017	100
346-930	94	355-224	95	360-203	96	367-129	106	382-001	92	390-019	107	400-020	100
346-935	94	355-225	95	360-204	96	367-130	106	382-002	93	390-020	107	400-022	100
346-940	94	355-226	95	360-205	96	367-131	106	382-003	93	390-021	107	400-025	100
346-950	94	355-227	95	360-206	96	367-132	106	382-004	93	390-022	107	400-030	100
346-960	94	355-228	95	360-207	95	370-025	96	382-005	93	390-023	107	400-032	100
350-003	104	355-229	95	360-208	95	370-115	96	382-007	93	390-024	107	400-035	100
350-004	104	355-230	95	360-209	95	370-225	96	382-010	93	390-030	107	400-040	100
350-005	104	355-234	95	360-210	95	370-300	96	382-012	93	392-001	107	400-045	100
350-006	104	355-235	95	360-211	96	370-420	96	382-015	93	392-002	107	400-050	100
350-007	104	355-236	95	360-212	96	370-425	96	382-017	93	392-003	107	400-055	100
350-008	104	355-237	95	360-215	95	370-430	96	382-020	93	392-005	107	400-060	100
350-009	104	355-238	95	360-216	95	375-011	92	382-105	93	392-006	107	400-065	100
350-010	104	355-239	95	360-217	95	375-012	92	382-107	93	392-008	107	400-070	100
350-011	104	355-240	95	360-218	95	375-013	92	382-110	93	392-009	107	400-075	100
350-012	104	355-241	95	360-219	95	375-014	92	382-112	93	392-010	107	400-080	100
352B	120	355-242	95	360-221	96	375-016	92	382-115	93	392-011	107	400-107	100
352C	120	355-243	95	360-222	96	375-021	92	382-117	93	395-001	98	400-110	100
352D	120	355-244	95	360-223	96	375-022	92	382-120	93	395-003	98	400-112	100
352DD	120	355-245	95	360-224	96	375-023	92	382-125	93	395-005	98	400-115	100
355-012	95	355-246	95	360-225	96	375-024	92	382-130	93	395-010	98	400-117	101
355-032	95	355-247	95	360-226	96	375-025	92	382-207	93	395-011	98	400-120	101
355-034	95	355-248	95	360-227	96	375-026	92	382-210	93	395-012	98	400-122	101
355-036	95	355-251	94	360-228	96	375-027	92	382-212	93	395-014	97	400-125	101
355-037	95	355-252	94	360-229	96	375-028	92	382-215	93	395-015	98	400-130	101
355-041	94	355-254	94	360-230	96	375-029	92	382-217	93	395-016	98	400-132	101
355-042	94	355-255	94	360-231	96	375-030	92	382-220	93	395-017	98	400-135	101
355-043	94	355-261	94	360-232	96	375-032	92	382-225	93	395-020	98	400-140	101
355-044	95	355-262	94	360-233	96	375-033	92	382-230	93	395-022	98	400-145	101
355-045	95	355-263	94	360-234	96	375-034	92	382-310	93	395-023	98	400-150	101
355-046	94	355-265	94	360-235	96	375-035	92	382-312	93	395-024	98	400-155	101
355-047	94	355-267	94	360-236	96	375-036	92	382-315	93	395-025	98	400-160	101
355-048	95	355-268	94	360-237	96	375-043	92	382-317	93	395-026	98	400-165	101
355-049	95	355-269	94	360-238	96	375-044	92	382-320	93	395-027	98	400-170	101
355-050	95	355-270	94	360-239	96	375-045	92	382-410	93	395-028	98	400-175	101
355-051	95	355-271	95	365-165	96	375-046	92	382-412	93	395-029	98	400-180	101
355-052	95	355-272	95	365-182	96	375-047	92	382-415	93	395-030	98	400-207	101
355-060	95	355-273	95	365-183	96	375-054	92	382-420	93	395-031	97	400-210	101
355-061	94	355-274	95	365-184	96	375-055	92	382-970	92	395-032	97	400-212	101
355-062	94	355-275	95	365-185	96	375-056	92	382-980	92	395-033	97	400-215	101
355-063	94	355-276	95	365-187	96	375-057	92	382-981	92	395-034	98	400-217	101
355-064	94	355-277	95	365-188	96	375-064	92	382-982	92	395-035	98	400-220	101
355-065	95	355-278	95	365-189	96	375-066	92	382-983	92	395-036	98	400-222	101
355-066	95	355-279	95	365-190	96	375-067	92	382-984	92	395-037	98	400-225	101
355-067	95	360-002	96	365-191	96	375-068	92	382-990	92	395-038	98	400-230	101
355-068	94	360-003	96	365-192	96	375-069	92	382-993	93	395-039	98	400-232	101
355-069	94	360-007	96	365-193	96	380-011	92	383-001	93	395-040	98	400-235	101
355-081	94	360-008	95	365-194	96	380-012	92	383-002	93	395-041	98	400-237	101
355-082	94	360-009	96	365-195	96	380-013	92	383-003	93	395-042	98	400-240	101
355-083	94	360-010	95	365-196	96	380-014	92	383-004	93	395-043	98	400-245	101
355-084	95	360-011	96	365-197	96	380-016	92	383-005	93	395-044	98	400-250	101
355-089	95	360-012	95	365-198	96	380-021	92	383-007	93	395-045	98	400-255	101
355-091	95	360-013	96	365-199	96	380-022	92	383-010	93	395-046	98	400-260	101
355-092	94	360-014	101	365-200	96	380-023	92	383-012	93	395-047	98	400-265	101
355-102	95	360-018	96	365-201	96	380-024	92	383-015	93	395-048	97	400-270	101
355-103	95	360-019	96	365-202	96	380-025	92	383-020	93	395-050	98	400-275	101
355-104	95	360-046	95	365-203	96	380-026	92	383-107	93	395-052	98	400-280	101

Numerical Index

Part #	Page #	Part #	Page #	Part #	Page #	Part #	Page #	Part #	Page #	Part #	Page #	Part #	Page #	Part #	Page #
400-310	101	40514	440	40750	441	423-016	108	423-690	109	429-625	110	43104	425		
400-312	101	40515	440	40751	441	423-020	108	423-692	109	42C	120	43105	425		
400-315	101	40516	440	40752	441	423-025	108	423-695	109	42D	120	43110	424		
400-317	101	40517	440	40753	441	423-030	108	423-697	109	42E	120	43111	424		
400-320	101	40518	440	40754	441	423-035	108	423-755	109	42F	120	431-110	111		
400-322	101	40519	440	40755	441	423-110	108	423-760	109	42G	120	431-112	111		
400-325	101	40520	440	40800	441	423-112	108	423-765	109	42K	119	43112	424		
400-330	101	40521	440	40B	120	423-116	108	423-770	109	430-003	111	43113	424		
400-332	101	40522	440	40C	120	423-120	108	423-790	109	430-004	111	431-200	111		
400-337	101	40523	440	40D	120	423-125	108	423-792	109	430-005	111	431-210	111		
400-340	101	40524	440	40E	120	423-130	108	423-796	109	430-006	111	431-212	111		
400-345	101	40525	440	40F	120	423-135	108	423-830	109	430-007	111	43123	425		
400-350	101	40526	440	41104	420	423-140	108	423-835	109	430-008	111	43124	425		
400-355	101	40527	440	41105	420	423-210	108	423-840	109	43001	424	43125	425		
400-360	101	40528	440	41108	420	423-212	108	423-850	109	430-010	111	43126	425		
400-410	101	40529	440	41109	420	423-216	108	423-855	109	430-012	111	43127	425		
400-412	101	40530	440	41110	420	423-220	108	423-860	109	430-014	111	43128	425		
400-415	101	40531	440	41111	420	423-225	108	423-865	109	430-016	111	431-308	112		
400-417	101	40550	440	41200	420	423-230	108	423-870	109	43002	424	431-310	112		
400-420	101	40551	440	41201	420	423-235	108	423-880	109	43003	424	431-312	112		
400-425	101	40552	440	412-010	101	423-240	109	423-890	109	43004	424	431-410	112		
400-430	101	40553	440	412-015	101	423-245	109	423-892	109	43005	424	431-412	112		
400-432	101	40600	440	41202	420	423-250	109	423-895	109	43007	424	43150	425		
400-435	101	40601	440	412-020	101	423-260	109	423-898	109	43009	426	43151	425		
400-437	101	40602	440	412-025	101	423-270	109	428-410	109	43010	426	43152	425		
400-440	101	40603	440	41203	420	423-280	109	428-420	109	43011	426	43153	425		
400-445	101	40650	441	412-030	101	423-316	109	428-425	109	43012	426	43155	425		
400-450	101	40651	441	41204	420	423-320	109	428-430	109	43013	426	43160	425		
400-460	101	40652	441	41205	420	423-325	109	428-435	109	43018	425	43162	425		
400-465	101	40653	441	41206	420	423-330	109	428-440	109	43019	425	43163	425		
400-470	101	40654	441	41208	420	423-340	109	428-445	109	43020	425	43164	425		
400-475	101	40655	441	41209	420	423-350	109	428-450	109	43021	425	43165	425		
400-480	101	40656	441	41210	420	423-410	109	428-460	109	43022	425	43166	425		
400-615	101	40657	441	412-110	101	423-412	109	428-470	109	43025	425	43167	425		
400-620	101	40658	441	412-115	101	423-416	109	428-480	109	43026	425	431-706	113		
400-625	101	40659	441	412-120	101	423-420	109	428-520	109	43027	425	431-708	113		
400-630	101	40660	441	412-130	101	423-425	109	428-521	109	43030	425	431-710	113		
400-635	101	40661	441	412-135	101	423-430	109	428-525	109	430-306	112	43175	424		
400-640	101	40662	441	412-140	101	423-435	109	428-526	109	430-308	112	43176	424		
400-650	101	40663	441	412-150	101	423-440	109	428-530	109	43031	425	43177	424		
400-660	101	40664	441	41220	420	423-445	109	428-531	109	430-310	112	432-004	112		
400-670	101	40665	441	412-215	101	423-450	109	428-536	109	430-312	112	432-005	112		
400A	120	40666	441	412-220	101	423-460	109	428-540	109	430-314	112	432-006	112		
400B	120	40667	441	412-225	101	423-470	109	428-541	109	430-316	112	432-007	112		
400C	120	40668	441	412-230	101	423-475	109	428-550	109	43032	425	432-008	112		
400CC	120	40669	441	412-235	101	423-480	109	428-551	109	43033	425	432-010	112		
400D	120	40670	441	412-240	101	423-490	109	428-560	109	43034	425	432-012	112		
400DD	120	40671	441	412-250	101	423-492	109	428-570	109	43035	425	432-016	112		
400E	120	40672	441	412-260	101	423-495	109	428-580	109	43036	425	432-108	112		
400EE	120	40673	441	41230	420	423-497	109	428-590	109	43037	425	432-114	112		
400EEE	120	40674	441	41231	420	423-516	109	428-592	109	43040	425	432-116	112		
400F	120	40675	441	41232	420	423-520	109	428-620	109	43041	425	43225	425		
401-010	93	40676	441	41233	420	423-525	109	428-625	109	43045	425	43226	425		
401-012	93	40677	441	41240	420	423-530	109	428-630	109	43046	425	43227	425		
401-015	93	40678	441	41241	420	423-535	109	428-635	109	43047	425	43228	425		
401-020	93	40679	441	412-430	101	423-540	109	428-640	109	43048	425	43229	425		
402-212	93	40680	441	41250	420	423-545	109	428-650	109	43050	425	43230	426		
402-215	93	40681	441	41251	420	423-550	109	428-651	109	43051	425	432-308	112		
402-315	93	40700	441	41255	420	423-555	109	428-655	109	43052	425	43231	425		
402-320	93	40701	441	415-103	86, 114	423-560	109	428-660	109	43070	425	432-310	112		
402-420	93	40702	441	41A	120	423-565	109	428-665	109	43071	425	432-312	112		
402-425	93	40703	441	41B	120	423-570	109	428-675	109	43072	425	432-314	112		
402-430	93	40704	441	41C	120	423-575	109	428-690	109	43075	425	432-316	112		
402-520	93	40705	441	41D	120	423-580	109	428-692	109	43076	425	43232	425		
402-525	93	40706	441	41E	120	423-590	109	428-693	109	43080	426	43235	426		
40500	440	40707	441	41F	120	423-592	109	428-695	109	43081	426	43236	426		
40501	440	40708	441	41K	119	423-595	109	428-697	109	43082	426	43237	426		
40502	440	40709	441	42049	125	423-597	109	429-416	110	43090	425	43238	426		
40503	440	40710	441	42052	125	423-620	109	429-420	110	43091	425	43240	426		
40504	440	40711	441	42056	125	423-625	109	429-425	110	43092	425	43241	426		
40505	440	40712	441	42057	125	423-630	109	429-520	110	43096	425	43242	426		
40506	440	40713	441	42058	125	423-635	109	429-525	110	43097	425	43243	426		
40507	440	40714	441	42059	125	423-640	109	429-530	110	43100	425	43244	426		
40508	440	40715	441	42061	125	423-645	109	429-535	110	431-008	111	43246	426		
40509	440	40716	441	42062	125	423-650	109	429-540	110	43101	425	43248	426		
40510	440	40717	441	42065	125	423-660	109	429-550	110	431-010	111	43250	425		
40511	440	40718	441	42066	125	423-670	109	429-560	110	431-012	111	43251	425		
40512	440	40719	441	42067	125	423-675	109	429-570	110	43102	425	43252	425		
40513	440	40720	441	423-010	108	423-680	109	429-620	110	43103	425	43256	425		

Numerical Index

Part #	Page #	Part #	Page #	Part #	Page #	Part #	Page #	Part #	Page #	Part #	Page #	Part #	Page #	Part #	Page #
43257	425	434-614	113	437-307	114	44126	429	44246	430	44334	432	444-512	111	44334	432
43258	425	43469	425	437-308	114	44128	429	44249	428	44335	432	44452	431	44335	432
43260	425	43470	425	437-310	114	44130	429	44250	428	44336	432	444-520	111	44336	432
43261	425	43471	425	437-312	114	44131	429	44251	428	44337	432	444-525	111	44337	432
43262	425	43472	425	437-314	114	44132	429	44252	428	44338	432	44454	431	44338	432
43265	425	43475	426	437-316	114	44134	429	442-520	111	44342	428	44456	431	44342	428
43266	425	43476	426	440-018	84	44136	429	442-525	111	44343	428	44458	431	44343	428
43267	425	43477	426	440-022	84	44138	429	44253	428	44344	428	44480	428	44344	428
43275	425	43500	424	440-025	84	44139	429	442-530	111	44345	428	44481	428	44345	428
43276	425	435-004	113	440-028	84	44140	429	442-535	111	44346	428	44482	428	44346	428
43277	425	435-005	113	440-030	84	44142	429	442-540	111	44347	428	44494	427	44347	428
43278	425	435-006	113	440-045	84	44144	429	44255	429	44348	433	44496	427	44348	433
43279	425	435-007	113	44020	430	44146	429	442-550	111	44349	433	44498	427	44349	433
43280	425	435-008	113	44022	430	44148	429	44256	429	44350	433	44499	427	44350	433
43285	425	43501	424	44023	430	44150	429	44257	429	44351	433	44500	427	44351	433
43286	425	435-010	113	44024	430	44152	429	44258	429	44352	433	44501	427	44352	433
43287	425	435-012	113	44025	430	44154	429	44259	429	44353	433	44502	427	44353	433
43288	425	435-014	113	44026	430	44156	429	44260	429	44354	433	44503	427	44354	433
43289	425	435-016	113	44027	430	44160	429	44261	429	44355	433	44504	427	44355	433
43290	425	44502	424	44028	430	44162	429	442-625	111	44356	433	44505	427	44356	433
43300	424	43503	424	44030	430	44164	429	44263	429	44357	433	44506	427	44357	433
433-008	112	43504	424	44036	430	44166	429	442-630	111	44358	433	44509	427	44358	433
43301	424	43505	424	44038	430	44168	429	44264	429	44360	428	44521	427	44360	428
433-010	112	43506	424	44039	430	44170	429	442-640	111	44361	428	44522	427	44361	428
433-012	112	43507	424	44040	430	44172	429	44265	429	44362	428	44523	427	44362	428
433-014	112	43508	424	44041	430	44174	429	442-650	111	44363	428	44525	427	44363	428
433-016	112	43509	424	44042	430	44176	429	44267	429	44364	428	44531	428	44364	428
43302	424	43510	424	44043	430	44178	429	44268	429	44365	428	44613	432	44365	428
43303	424	43511	424	44044	430	44180	429	44270	429	44366	428	44615	432	44366	428
43306	424	43512	424	44046	430	44182	429	44272	429	44367	428	44617	432	44367	428
43307	424	43520	424	44050	430	44184	429	44274	429	44368	428	44621	431	44368	428
43308	424	43521	424	44052	430	44186	429	442-740	111	44369	428	44622	431	44369	428
433-110	112	43522	424	44054	430	44188	429	44275	432	44370	428	44623	431	44370	428
433-112	112	43528	424	44055	430	44190	429	442-750	111	44371	433	44624	431	44371	433
433-114	112	435-306	113	44056	430	44192	429	44276	432	44372	433	44625	431	44372	433
43325	424	435-307	113	44058	430	44194	429	442-760	111	44373	433	44626	431	44373	433
43326	424	435-308	113	44059	430	44195	430	44277	429	44374	433	44628	431	44374	433
43327	424	435-310	113	44060	431	44196	429	442-770	111	44375	428	44631	428	44375	428
43328	424	435-312	113	44061	430	44198	429	44278	429	44376	428	44632	428	44376	428
43329	424	435-314	113	44062	431	44200	429	442-780	111	44380	428	44633	428	44380	428
433-310	112	435-316	113	44063	430	442-010	111	44279	429	44381	428	44634	428	44381	428
43332	424	43599	423	44064	430	44204	429	44280	431	44382	428	44635	428	44382	428
43350	424	436-004	113	44065	430	44208	429	44281	431	44383	428	44636	428	44383	428
43351	424	436-005	113	44066	430	44210	429	44285	432	44384	428	44643	431	44384	428
433-512	112	436-006	113	44068	430	44211	429	44286	432	44385	428	44651	431	44385	428
43352	424	436-007	113	44070	430	442-112	111	44287	432	44386	429	44653	431	44386	429
43353	424	436-008	113	44072	431	442-116	111	44288	432	44387	429	44691	433	44387	429
43354	424	43601	423	44074	430	44212	429	44289	432	44388	429	44692	433	44388	429
43355	424	436-010	113	44075	430	442-120	111	44290	432	44389	429	44693	433	44389	429
43375	425	436-012	113	44076	431	442-125	111	44293	432	44390	430	44696	433	44390	430
43376	425	436-014	113	44080	431	44214	429	44294	432	44395	428	44697	433	44395	428
43377	425	436-016	113	44082	431	44216	429	44295	431	44396	430	44698	433	44396	430
43378	425	43602	423	44083	430	44218	429	44296	431	44397	430	44699	433	44397	430
43380	426	43610	423	44084	430	44220	429	44300	433	44400	432	44700	433	44400	432
43381	426	43611	423	44085	430	442-212	111	44301	433	44402	431	44701	429	44301	433
43382	426	43612	423	44086	430	44222	430	44302	433	44403	431	44702	429	44302	433
43390	424	43620	423	44087	430	442-220	111	44303	433	44404	432	44703	429	44303	433
43391	424	43621	423	44089	430	442-225	111	44304	433	44406	432	44704	429	44304	433
43392	424	43622	423	44092	431	442-230	111	44304	433	44408	432	44705	429	44304	433
43393	424	43623	423	44093	430	44224	430	44305	432	44410	432	44706	429	44305	432
43394	424	43624	423	44094	430	442-240	111	44306	433	44412	431	44707	429	44306	433
43400	426	43625	423	44095	430	442-245	111	44307	433	44414	431	44709	429	44307	433
434-006	112	43626	423	44096	430	442-250	111	44308	433	44416	431	44710	429	44308	433
434-008	112	43627	423	44097	430	44226	430	44309	433	44417	431	447-105	111	44309	433
43401	426	43628	423	44098	433	44228	429	44310	433	44418	431	447-106	111	44310	433
43402	426	43640	423	44099	433	44230	429	44311	433	44420	431	44711	429	44311	433
43403	426	43641	423	44100	429	44232	429	44314	433	444-208	111	447-110	111	44314	433
43420	426	43642	423	44102	429	44234	430	44320	432	444-210	111	447-116	111	44320	432
43421	426	437-003	114	44103	429	44238	430	44321	432	44422	431	44712	429	44321	432
43430	426	437-004	114	44104	429	44240	430	44322	432	444-220	111	44713	429	44322	432
434-309	112	437-005	114	44105	429	442-416	111	44323	432	44424	431	44714	429	44323	432
43431	426	437-006	114	44110	429	442-420	111	44324	432	44426	431	44715	429	44324	432
43432	426	437-007	114	44112	429	442-425	111	44325	432	44428	431	44716	429	44325	432
43433	426	437-008	114	44114	429	442-430	111	44326	432	44430	431	44717	429	44326	432
43434	426	437-010	114	44116	429	442-435	111	44328	432	444-408	111	44718	430	44328	432
43435	426	437-012	114	44118	429	44244	430	44330	432	444-410	111	44719	430	44330	432
43436	426	437-014	114	44120	429	442-440	111	44331	432	444-412	111	44720	430	44331	432
434-606	113	437-016	114	44122	429	442-445	111	44332	432	44450	431	44722	430	44332	432
434-610	113	437-306	114	44124	429	442-450	111	44333	432	444-510	111	44723	430	44333	432

Numerical Index

Part #	Page #	Part #	Page #	Part #	Page #	Part #	Page #	Part #	Page #	Part #	Page #	Part #	Page #	Part #	Page #
44725	430	45425	422	45552	422	45705	423	45892	421	460-240	110	461-640	110	461-640	110
44726	430	45426	422	45554	422	45706	423	45893	421	460-250	110	461-650	110	461-650	110
44729	430	45427	421	45560	423	45707	423	45895	420	460-260	110	461-660	110	461-660	110
44730	430	45428	421	45562	423	45708	423	45896	420	460-270	110	461-670	110	461-670	110
447-310	111	45429	422	45570	423	45709	420	45897	420	460-280	110	461-671	110	461-671	110
447-312	111	45430	421	45571	423	45710	420	45898	420	460-416	110	461-675	110	461-675	110
447-316	111	45431	421	45572	423	45711	420	45901	423	460-420	110	461-680	110	461-680	110
44750	432	45432	421	45573	423	45713	421	45902	423	460-425	110	461-690	110	461-690	110
44751	432	45433	421	45574	423	45717	421	459-212	110	460-430	110	46B	119	46B	119
44752	432	45434	421	45578	423	45720	423	459-216	110	460-435	110	46C	119	46C	119
44753	432	45435	421	45580	423	45721	422	459-220	110	460-440	110	46CC	119	46CC	119
44760	432	45436	421	45581	423	45790	421	459-225	110	460-450	110	46D	119	46D	119
44761	432	45437	421	45582	423	45791	421	459-230	110	460-460	110	46DD	119	46DD	119
44762	432	45439	421	45583	423	45792	421	459-235	110	460-470	110	46E	119	46E	119
44763	432	45440	421	45584	423	45793	421	459-240	110	460-475	110	46EE	119	46EE	119
44764	432	45441	421	45585	423	45794	421	459-412	110	460-480	110	46F	119	46F	119
44765	432	45442	421	45586	423	45799	422	459-416	110	460-490	110	47300	444	47300	444
44771	433	45443	421	45587	423	458-004	113	459-420	110	460-495	110	47300	444	47300	444
44772	433	45444	421	45588	423	458-005	113	459-425	110	460-497	110	47302	444	47302	444
44773	433	45445	421	45589	423	458-006	113	459-430	110	460-498	110	47303	444	47303	444
44774	433	45446	421	45590	420	45807	420	459-435	110	460-499	110	47304	444	47304	444
44775	433	45447	421	45591	420	45808	420	459-436	110	460-500	110	47305	444	47305	444
44776	433	45448	421	45592	420	45809	421	459-440	110	460-503	110	47306	444	47306	444
44777	433	45449	421	45594	420	45810	421	459-445	110	460-505	110	47307	444	47307	444
44778	433	45450	421	45595	420	45811	421	459-470	111	460-545	110	47308	444	47308	444
44779	433	45451	421	45596	420	45812	421	459-475	111	460-550	110	47309	444	47309	444
44780	433	45452	421	45597	420	45813	422	459-480	111	460-560	110	47310	444	47310	444
44781	428	45453	421	45598	420	45814	420	459-485	111	460-570	110	47311	444	47311	444
44783	428	45454	421	45599	420	45815	420	459-516	111	460-575	110	47315	444	47315	444
44784	428	45455	421	45600	421	45817	421	459-520	111	460-580	110	47316	444	47316	444
44785	428	45456	421	45601	421	45818	422	459-525	111	460-590	110	47317	444	47317	444
44786	428	45459	420	45602	421	45819	422	459-525	111	460-592	110	47318	444	47318	444
44787	428	45460	420	45603	421	45820	420	459-530	111	460-595	110	47322	444	47322	444
44788	428	45461	420	45604	421	45822	422	459-535	111	460-597	110	47324	444	47324	444
44789	428	45462	420	45605	421	45823	422	459-535	111	460-630	110	47325	444	47325	444
44791	431	45463	420	45606	421	45824	421	459-535	111	460-635	110	47326	444	47326	444
44792	431	45464	420	45607	421	45825	422	459-540	111	460-640	110	47327	444	47327	444
44793	431	45465	420	45608	421	45827	422	459-545	111	460-650	110	47328	444	47328	444
449-310	111	45466	420	45610	422	45828	421	459-550	111	460-660	110	47329	444	47329	444
449-316	111	45467	420	45612	422	45829	421	459-555	111	460-670	110	47330	444	47330	444
44C	120	45468	420	45613	421	45830	422	459-560	111	460-675	110	47332	444	47332	444
44D	120	45470	420	45614	420	45831	420	459-570	111	460-680	110	47333	444	47333	444
44E	120	45472	420	45615	421	45832	421	459-575	111	460-690	110	47334	444	47334	444
45030	420	45474	420	45620	421	45833	421	459-580	111	460-692	110	47335	444	47335	444
45031	420	45475	420	45621	421	45834	422	459-590	111	460-695	110	47336	444	47336	444
45092	420	45476	420	45622	421	45835	420	459-595	111	460-697	110	47337	444	47337	444
45093	420	45477	420	45623	421	45836	420	459-600	111	460-700	110	47338	444	47338	444
45095	420	45478	420	45625	420	45839	422	459-605	111	460-770	110	47341	444	47341	444
45115	420	45479	421	45627	422	45840	422	459-610	111	460-790	110	47342	444	47342	444
45124	423	45480	420	45628	422	45841	422	459-615	111	460-830	110	47343	444	47343	444
45263	422	45481	420	45632	422	45842	422	459-620	111	460-835	110	47345	444	47345	444
45270	420	45482	422	45638	421	45843	422	459-625	111	460-840	110	47348	444	47348	444
45281	422	45483	422	45641	420	45844	422	459-630	111	460-850	110	47349	444	47349	444
45331	422	45484	422	45642	421	45845	421	459-635	111	460-855	110	47350	444	47350	444
45335	421	45485	422	45644	420	45848	421	459-640	111	460-860	110	47351	444	47351	444
45400	422	45486	422	45646	421	45849	421	459-645	111	460-870	110	47352	444	47352	444
45401	422	45490	420	45648	421	45850	421	459-650	111	460-880	110	47353	444	47353	444
45402	422	45491	420	45650	420	45851	421	459-655	111	460-890	110	47354	444	47354	444
45403	422	45492	420	45651	421	45852	421	459-660	111	460-892	110	47355	444	47355	444
45404	422	45494	420	45653	420	45853	421	459-665	111	460-895	110	47356	444	47356	444
45405	422	45501	421	45654	420	45854	421	459-670	111	461-420	110	47357	444	47357	444
45406	422	45502	421	45659	421	45855	420	459-675	111	461-425	110	47358	444	47358	444
45407	422	45503	421	45662	423	45860	422	459-680	111	461-430	110	47359	444	47359	444
45408	422	45504	421	45678	420	45861	423	459-685	111	461-435	110	47360	444	47360	444
45409	422	45505	421	45681	420	45862	422	459-690	111	461-440	110	47361	444	47361	444
45410	422	45510	421	45688	420	45863	422	459-695	111	461-445	110	47361	444	47361	444
45411	422	45520	420	45689	420	45864	422	459-700	111	461-450	110	47380	444	47380	444
45412	422	45521	423	45690	420	45865	422	459-705	111	461-460	110	47388	443	47388	443
45413	422	45522	421	45692	423	45870	423	459-710	111	461-470	110	47389	443	47389	443
45414	422	45530	420	45693	423	45871	423	459-715	111	461-541	110	47390	443	47390	443
45415	422	45531	420	45695	422	45872	423	459-720	111	461-551	110	47391	443	47391	443
45416	422	45532	420	45697	420	45874	423	459-725	111	461-560	110	47392	443	47392	443
45417	423	45533	420	45698	420	45877	420	459-730	111	461-570	110	47393	443	47393	443
45418	423	45534	420	45699	420	45878	420	459-735	111	461-580	110	47394	443	47394	443
45419	423	45535	422	45700	422	45879	420	459-740	111	461-590	110	47395	443	47395	443
45420	423	45536	420	45701	422	45880	423	459-745	111	461-592	110	47396	443	47396	443
45421	422	45537	420	45701	422	45881	422	46C	120	461-625	110	47397	443	47397	443
45422	422	45540	421	45702	422	45890	420	460-230	110	461-630	110	47412	444	47412	444
45423	422	45550	422	45703	420	45891	421	460-235	110	461-635	110	47413	444	47413	444

Numerical Index

Part #	Page #	Part #	Page #	Part #	Page #	Part #	Page #	Part #	Page #	Part #	Page #	Part #	Page #
47417	443	485-405	124	490-060	116	490-274	120	491-023	121	493-100	125	503-100	125
47418	443	485-501	124	490-062	116	490-275	120	491-030	121	493-102	125	503-110	125
47419	443	485-502	124	490-070	118	490-276	120	491-031	121	493-103	125	503-113	126
47421	443	485-503	124	490-071	118	490-281	120	491-032	121	493-104	125	503-120	125
47427	444	485-701	124	490-072	118	490-282	120	492-003	122	493-105	125	503-123	125
47428	444	485-702	124	490-073	118	490-290	121	492-004	122	493-106	125	506-007	126
47429	444	485-703	124	490-074	118	490-291	121	492-006	122	493-107	125	506-009	126
47430	444	485-704	124	490-075	118	490-292	121	492-007	122	493-113	125	506-010	126
47431	444	485-705	124	490-076	118	490-293	121	492-010	122	493-114	125	50C	119
47432	444	485-720	124	490-077	118	490-295	121	492-011	122	493-118	124	510-007	126
47505	443	485-721	124	490-078	118	490-296	121	492-012	122	493-119	126	510-009	126
47506	443	485-801	124	490-080	117	490-297	121	492-013	122	493-120	126	510-010	126
47507	443	485-901	124	490-081	117	490-298	121	492-015	122	493-121	126	510-011	126
47508	443	485-906	124	490-082	117	490-299	121	492-017	122	493-122	126	510-012	126
47509	443	485-907	124	490-083	117	490-311	121	492-018	122	493-201	125	510-013	126
47800	438	485-908	124	490-084	117	490-312	121	492-019	122	493-202	125	510-014	126
47810	438	485-910	124	490-090	117	490-313	121	492-020	122	493-203	125	510-016	126
47811	438	485-911	124	490-091	117	490-314	121	492-021	122	493-205	125	520-009	126
47812	438	485-912	124	490-092	117	490-315	121	492-022	122	493-206	125	520-010	126
47813	439	485-915	124	490-093	117	490-316	121	492-023	122	493-208	125	520-011	126
47815	439	485-916	124	490-094	117	490-317	121	492-024	122	493-209	125	520-012	126
47820	438	485-917	124	490-095	117	490-332	121	492-025	122	493-210	125	520-014	126
47826	438	48B	119	490-100	118	490-350	119	492-026	122	493-212	125	525-007	126
47840	439	48C	119	490-101	118	490-351	119	492-027	122	493-213	125	525-009	126
47841	439	48CC	119	490-102	118	490-360	120	492-028	122	493-215	125	525-010	126
47850	438	48D	119	490-110	118	490-361	120	492-040	122	493-216	125	525-011	126
47861	438	48DD	119	490-111	118	490-362	120	492-041	122	493-226	125	525-012	126
47862	438	48E	119	490-112	118	490-368	120	492-045	122	493-233	125	54F	119
47863	438	48EE	119	490-113	118	490-370	120	492-046	122	493-247	125	550-001	129
47864	439	48EEE	119	490-116	118	490-371	120	493-006	124	493-263	125	550-002	129
47865	439	48EF	119	490-117	118	490-372	120	493-007	124	495-101	125	550-003	129
47866	438	48F	119	490-118	118	490-373	120	493-009	124	498-010	103	550-004	129
47868	438	48FF	119	490-120	117	490-381	120	493-010	124	498-011	103	550-005	129
47869	438	48G	119	490-121	117	490-382	120	493-011	124	498-012	103	550-006	129
47870	439	490-001	116	490-122	117	490-383	120	493-012	124	499-001	123	550-007	129
47871	439	490-002	116	490-123	118	490-384	120	493-013	124	499-002	123	550-008	129
47872	439	490-003	116	490-124	118	490-390	119	493-014	124	499-004	123	550-009	129
47873	439	490-004	116	490-125	118	490-391	119	493-015	124	499-005	123	550-010	129
47880	439	490-005	116	490-126	118	490-392	119	493-016	124	499-009	123	550-011	129
47881	439	490-007	116	490-127	118	490-393	119	493-017	124	499-015	123	550-012	129
47882	439	490-008	116	490-130	118	490-394	119	493-019	124	499-017	123	550-013	129
47888	439	490-010	116	490-131	118	490-395	119	493-020	124	499-051	123	550-014	129
47900	439	490-011	116	490-132	118	490-396	119	493-021	124	499-052	123	550-015	129
47901	439	490-012	116	490-133	118	490-397	119	493-022	124	499-053	123	550-016	129
47902	439	490-013	116	490-140	118	490-398	119	493-023	124	499-066	123	550-017	129
47910	439	490-014	116	490-141	118	490-409	119	493-024	124	499-101	123	550-018	129
47911	439	490-015	116	490-142	118	490-410	120	493-025	124	499-151	123	550-019	129
47912	439	490-021	116	490-150	118	490-411	120	493-026	124	499-201	123	550-020	129
47913	439	490-022	116	490-151	118	490-412	120	493-027	124	499-211	123	550-021	129
47920	439	490-023	116	490-152	118	490-413	120	493-028	124	499-251	123	550-022	129
47930	439	490-024	116	490-180	118	490-415	120	493-029	122	499-263	123	550-023	129
47950	439	490-025	116	490-181	118	490-490	121	493-030	122	499-266	123	550-024	129
47951	439	490-026	116	490-182	118	490-491	121	493-031	122	499-267	123	550-025	129
47952	439	490-027	116	490-186	118	490-492	121	493-036	124	499-268	123	550-027	129
47953	439	490-028	116	490-187	118	490-493	121	493-037	124	499-326	123	550-028	129
47954	439	490-029	116	490-188	118	490-495	121	493-038	124	499-330	121	550-030	129
47955	439	490-030	116	490-190	118	490-496	121	493-039	124	499-331	121	550-031	129
47956	439	490-031	116	490-191	118	490-500	120	493-043	124	499-333	121	550-032	129
47957	439	490-032	116	490-211	119	490-501	120	493-044	124	49A	119	550-033	129
47958	439	490-033	116	490-213	119	490-502	121	493-045	124	49B	119	550-034	129
47963	439	490-034	116	490-230	118	490-511	119	493-046	124	49C	120	550-036	129
47970	439	490-035	116	490-231	118	490-512	119	493-047	124	49CC	120	550-037	129
47971	439	490-036	116	490-240	118	490-681	120	493-048	124	49CE	120	550-038	129
47972	439	490-037	116	490-242	118	490-685	120	493-049	124	49D	120	550C	121
47975	439	490-038	116	490-243	118	490-691	120	493-050	124	49DD	120	554-028	129
47990	438	490-039	116	490-244	118	491-001	121	493-051	124	49EE	120	554-030	129
47991	438	490-040	116	490-245	118	491-002	121	493-052	124	49EEE	120	554-034	129
47992	438	490-044	116	490-250	117	491-003	121	493-053	124	49F	120	554-104	129
47998	438	490-045	116	490-251	117	491-004	121	493-054	124	49FF	120	555-001	126
47999	438	490-046	116	490-252	117	491-005	121	493-055	124	49FFF	120	555-002	126
47B	120	490-047	116	490-258	117	491-010	121	493-057	124	49G	120	555-003	126
47C	120	490-048	116	490-259	117	491-011	121	493-058	124	500B	121	555-004	126
47D	120	490-050	116	490-261	117	491-012	121	493-059	124	500C	121	555-005	126
47E	120	490-051	116	490-262	117	491-015	121	493-060	124	500D	121	555-006	126
47F	120	490-052	116	490-263	117	491-016	121	493-061	124	500E	121	555-007	126
485-401	124	490-053	116	490-270	120	491-017	121	493-064	124	502C	121	555-008	126
485-402	124	490-054	116	490-271	120	491-020	121	493-065	125	502D	121	555-009	126
485-403	124	490-056	116	490-272	120	491-021	121	493-066	124	503-093	125	555-010	126
485-404	124	490-058	116	490-273	120	491-022	121	493-067	124	503-095	125	555-011	126

Numerical Index

Part #	Page #	Part #	Page #	Part #	Page #	Part #	Page #	Part #	Page #	Part #	Page #	Part #	Page #
555-012	126	555-092	128	565-036	126	595-076	133	60E	116	610-175	142	610-269	140, 162
555-013	126	555-092	128	565-037	126	595-077	133	60F	116	610-176	144	610-270	163
555-014	126	555-093	128	565-038	127	595-078	133	60G	116	610-177	149	610-273	148
555-015	126	555-094	128	565-039	127	595-079	133	60H	116	610-178	148	610-274	174
555-016	126	555-095	128	565-040	127	595-080	133	610-018	172	610-179	142	610-275	166
555-017	126	555-096	128	565-041	127	595-081	133	610-019	172	610-180	154	610-276	166
555-018	126	555-097	128	565-044	127	595-082	133	610-024	143	610-181	153	610-277	149
555-019	126	555-098	128	565-045	127	595-083	133	610-025	142	610-182	153	610-278	152
555-020	126	555-099	128	565-048	127	595-084	133	610-032	150	610-183	144	610-279	145
555-021	126	555-100	128	565-049	127	595-085	133	610-034	147	610-184	144	610-280	146
555-022	126	555-101	128	565-052	127	595-086	133	610-036	150	610-185	144	610-281	158
555-023	126	555-102	128	565-059	126	595-087	133	610-039	148	610-186	140, 142	610-282	156
555-024	126	555-103	128	565-068	128	595-088	133	610-041	143	610-187	153	610-283	155
555-025	126	555-104	128	565-069	127	595-089	133	610-044	176	610-188	152	610-284	153
555-026	129	555-105	128	565-072	126	595-090	133	610-048	158	610-189	153	610-285	168
555-027	126	555-106	127	565-073	127	595-091	133	610-049	158	610-190	152	610-286	152
555-028	126	555-107	128	565-077	128	595-092	133	610-050	140, 159	610-191	147	610-287	151
555-029	126	555-108	128	565-093	128	595-093	133	610-052	140, 160	610-192	144	610-289	145
555-030	126	555-109	127	565-095	128	595-094	133	610-053	140, 160	610-193	153	610-290	146
555-031	126	555-110	128	565-096	128	595-095	133	610-054	140, 160	610-194	140, 153	610-291	167
555-032	126	555-111	127	565-097	128	595-096	133	610-070	172	610-196	158	610-292	153
555-033	126	555-112	127	565-098	128	5K	118	610-071	158	610-198	158	610-293	144
555-034	126	555-113	126	565-099	128	600-002	132	610-072	158	610-199	157	610-294	163
555-036	126	555-114	128	565-100	128	600-003	132	610-073	144	610-201	148	610-295	162
555-037	126	555-115	127	565-101	128	600-004	132	610-074	144	610-202	158	610-297	155
555-038	127	555-116	126	565-102	128	600-005	132	610-076	158	610-203	158	610-298	144
555-039	127	555-117	128	565-103	128	600-006	132	610-077	157	610-204	157	610-299	155
555-040	127	555-118	126	565-104	128	600-007	132	610-080	149	610-206	158	610-300	154
555-041	127	555-119	126	565-105	128	600-008	132	610-081	149	610-210	149	610-301	153
555-042	127	555-120	126	565-128	127	600-011	132	610-083	143	610-213	157	610-302	167
555-044	127	555-121	128	565-828	126	600-014	132	610-085	151	610-215	157	610-303	156
555-045	127	555-122	127	568-009	129	600-016	132	610-086	157	610-216	154	610-305	155
555-046	127	555-123	127	568-010	129	600-021	132	610-087	157	610-217	154	610-306	164
555-047	127	555-124	127	568-011	129	600-026	132	610-088	140, 159	610-218	154	610-307	140, 162
555-048	127	555-125	126	568DB	123	600-031	132	610-089	140, 159	610-219	149	610-308	160
555-049	127	555-126	127	570-003	129	600-033	132	610-090	148	610-220	150	610-309	163
555-050	127	555-127	127	570-004	129	600-038	132	610-092	147	610-222	154	610-312	140, 165
555-051	127	555-128	127	570-005	129	600-044	132	610-095	147	610-223	154	610-315	150
555-052	127	555-129	127	570-006	129	600-050	132	610-096	142	610-224	156	610-317	173
555-053	129	555-130	128	570-007	129	600-059	132	610-103	151	610-225	159	610-318	175
555-054	129	555-131	126	570-008	129	600-060	132	610-105	142	610-226	159	610-320	140, 161
555-055	127	555-132	128	570-009	129	600-061	132	610-106	147	610-227	155	610-321	168
555-056	129	560-005	129	570-010	129	600-062	132	610-109	148	610-228	155	610-322	161
555-057	127	560-007	129	570-011	129	600-063	132	610-110	149	610-229	157	610-323	140, 162
555-058	127	560-010	129	570-012	129	600-064	132	610-111	142	610-231	159	610-324	140, 162
555-059	126	560-012	129	570-014	129	600-065	132	610-114	143	610-232	159	610-325	170
555-060	129	560-015	129	570-016	129	600-066	132	610-118	156	610-233	155	610-326	170
555-061	129	560-016	129	570-017	129	600-067	132	610-120	151	610-234	147	610-327	170
555-062	129	560-017	129	57461	429	600-068	132	610-122	151	610-235	146	610-328	170
555-063	129	560-019	129	57465	429	600-069	132	610-126	148	610-236	145	610-329	170
555-065	127	560-021	129	57487	429	600-070	132	610-130	143	610-238	166	610-330	170
555-065	128	560-022	129	57491	429	600-106	132	610-131	143	610-239	167	610-331	171
555-066	126	560-023	129	57511	429	600-107	132	610-132	151	610-240	140, 161	610-332	171
555-067	126	560-025	129	57515	429	600-108	132	610-134	148	610-242	161	610-333	170
555-068	128	564-028	129	57739	428	600-110	132	610-136	150	610-244	140, 165	610-334	140, 160
555-069	127	564-030	129	57743	429	600B	121	610-138	143	610-245	165	610-335	176
555-070	127	565-005	126	57797	429	600C	121	610-144	144	610-246	169	610-336	140, 160
555-071	127	565-008	126	57799	429	600D	121	610-145	140, 176	610-247	173	610-337	174
555-072	126	565-011	126	57865	428	602B	121	610-146	176	610-248	174	610-338	171
555-073	127	565-012	126	590-024	350	605-005	132	610-147	159	610-249	174	610-339	176
555-074	127	565-014	126	595-056	133	605-006	132	610-148	147	610-250	173	610-340	163
555-075	127	565-015	126	595-057	133	605-007	132	610-149	149	610-251	173	610-341	163
555-076	127	565-016	126	595-058	133	605-009	132	610-153	148	610-252	145	610-342	164
555-077	128	565-017	126	595-059	133	605-016	132	610-154	149	610-253	165	610-343	168
555-078	129	565-018	126	595-060	133	605-018	132	610-155	150	610-254	140, 162	610-344	164
555-079	129	565-019	126	595-061	133	605-019	132	610-156	142	610-255	150	610-345	145
555-080	127	565-020	126	595-062	133	605-020	132	610-157	140, 142	610-256	150	610-346	154
555-081	127	565-023	126	595-063	133	605-021	132	610-158	159	610-257	174	610-347	154
555-082	126	565-024	126	595-064	133	605-022	132	610-159	146	610-258	143	610-348	151
555-083	128	565-025	126	595-065	133	605-023	132	610-162	147	610-259	140, 142	610-349	172
555-084	127	565-026	126	595-067	133	605-024	132	610-163	144	610-260	146	610-350	172
555-085	127	565-027	126	595-068	133	605-026	132	610-166	142	610-261	166	610-351	172
555-086	126	565-028	126	595-069	133	605-031	132	610-168	143	610-262	166	610-352	172
555-087	128	565-029	126	595-070	133	605-034	132	610-169	147	610-263	140, 161	610-353	172
555-088	128	565-030	126	595-071	133	605-036	132	610-170	146	610-264	166	610-354	172
555-089	127	565-031	126	595-072	133	60A	116	610-171	148	610-265	166	610-355	140, 172
555-089	128	565-032	126	595-073	133	60B	116	610-172	145	610-266	140, 165	610-356	173
555-090	126	565-033	126	595-074	133	60C	116	610-173	143	610-267	140, 160	610-357	173
555-091	126	565-034	126	595-075	133	60D	116	610-174	151	610-268	174	610-358	145

Numerical Index

Part #	Page #	Part #	Page #	Part #	Page #	Part #	Page #	Part #	Page #	Part #	Page #	Part #	Page #
610-359	140, 154	610-450	173	611-087	185	611-178	141, 179	611-897	283	615-136	303	618-057	314
610-360	140, 162	610-452	165	611-088	178	611-179	141, 179	611-898	283	615-137	302	618-058	317
610-361	169	610-453	161	611-089	185	611-181	186	611-900	283	615-138	303	618-059	313
610-362	140, 162	610-455	171	611-090	185	611-194	188	611-908	283	615-139	306	618-060	313
610-363	151	610-456	175	611-091	177	611-195	187	611-920	139	615-140	306	618-061	313
610-364	146	610-457	168	611-092	180	611-196	190	615-001	291	615-141	306	618-062	314
610-365	164	610-460	166	611-093	178	611-197	179	615-002	291	615-142	303	618-063	313
610-366	145	610-461	174	611-094	178	611-199	177	615-005	291	615-143	301	618-064	313
610-367	174	610-462	165	611-096	183	611-201	139	615-009	292	615-144	300	618-065	313
610-368	146	610-463	165	611-097	283	611-202	139	615-011	291	615-145	293	618-066	314
610-369	168	610-464	145	611-098	283	611-203	139	615-016	292	615-146	299	618-067	312
610-370	168	610-468	162	611-099	283	611-204	139	615-026	292	615-147	294	618-100	343
610-371	169	610-470	164	611-100	283	611-205	139	615-040	292	615-148	293	618-101	343
610-372	168	610-471	155	611-101	177	611-205	139	615-057	291	615-149	307	618-102	343
610-373	164	610-473	167	611-102	283	611-206	139	615-065	292	615-150	300	618-503	343
610-374	164	610-476	167	611-103	283	611-207	139	615-067	291	615-151	307	618-504	343
610-375	161	610-477	166	611-104	283	611-104	139	615-070	292	615-152	292	61A	116
610-376	164	610-479	145	611-105	283	611-208	139	615-071	292	615-153	293	61B	116
610-378	161	610-480	146	611-106	283	611-209	139	615-072	294	615-154	307	61C	116
610-379	147	610-482	165	611-107	283	611-210	139	615-073	306	615-155	301	61D	116
610-380	152	610-483	169	611-108	283	611-211	186	615-074	294	615-156	300	61E	116
610-381	152	610-484	163	611-109	184	611-213	185	615-075	306	615-157	300	61F	116
610-382	155	610-485	171	611-110	189	611-214	188	615-076	292	615-158	307	61G	116
610-383	155	610-486	162	611-111	189	611-215	187	615-077	293	615-159	293	61H	116
610-384	168	610-487	156	611-112	184	611-216	186	615-078	300	615-160	298	623-003	348
610-387	167	611-001	283	611-113	183	611-217	188	615-079	296	615-161	308	623-004	348
610-388	168	611-002	283	611-114	183	611-218	188	615-080	307	615-162	308	623-005	348
610-389	156	611-014	177	611-115	189	611-219	187	615-081	293	615-163	298	623-006	348
610-390	169	611-015	177	611-116	187	611-220	188	615-082	295	615-164	297	623-007	348
610-391	144	611-016	178	611-117	188	611-221	185	615-083	308	615-165	297	623-008	348
610-392	156	611-026	178	611-118	190	611-222	178	615-084	293	615-166	294	623-009	348
610-393	169	611-027	178	611-119	184	611-223	190	615-085	294	615-167	308	623-010	348
610-394	143	611-028	140, 182	611-120	184	611-224	184	615-086	295	615-168	296	623-011	348
610-395	145	611-031	178	611-121	178	611-225	187	615-087	295	615-169	308	623-012	348
610-396	140, 161	611-032	140, 181	611-122	177	611-226	184	615-088	295	618-001	309	623-013	348
610-398	160	611-033	140, 182	611-123	179	611-227	184	615-089	297	618-003	310	623-014	348
610-399	160	611-034	140, 182	611-124	179	611-228	189	615-091	297	618-007	311	623-015	348
610-401	161	611-035	140, 183	611-125	180	611-229	185	615-092	295	618-008	309	623-016	348
610-402	140, 160	611-039	140, 180	611-126	180	611-230	190	615-093	307	618-010	311	623-017	348
610-403	140, 161	611-043	140, 181	611-127	179	611-231	183	615-094	299	618-011	311	623-018	348
610-404	161	611-044	140, 181	611-128	181	611-601	194	615-095	300	618-012	311	623-019	348
610-405	173	611-045	181	611-129	190	611-602	194	615-096	296	618-013	309	623-020	348
610-406	173	611-046	140	611-132	189	611-603	194	615-097	297	618-014	312	623-021	348
610-407	167	611-047	179	611-133	187	611-604	194	615-098	301	618-015	313	623-022	348
610-408	140, 162	611-048	140, 180	611-134	187	611-605	194	615-099	301	618-016	310	623-023	348
610-409	163	611-049	140, 181	611-135	185	611-606	194	615-100	297	618-017	314	623-024	348
610-410	163	611-050	179	611-136	186	611-607	194	615-101	296	618-018	309	623-025	348
610-411	175	611-051	181	611-137	186	611-608	194	615-102	307	618-019	315	623-026	348
610-412	174	611-052	179	611-138	186	611-609	194	615-103	296	618-020	309	623-027	348
610-413	163	611-053	180	611-139	185	611-610	194	615-104	296	618-021	309	623-028	348
610-414	166	611-054	179	611-140	187	611-611	194	615-105	291	618-022	310	623-029	348
610-415	162	611-055	180	611-141	187	611-612	194	615-106	294	618-023	310	623-030	348
610-416	167	611-056	181	611-142	187	611-613	194	615-107	299	618-024	314	623-033	348
610-417	164	611-057	181	611-143	179	611-614	195	615-108	299	618-025	312	623-034	348
610-418	157	611-058	181	611-144	184	611-615	195	615-109	295	618-026	313	623-035	348
610-419	152	611-059	182	611-145	177	611-616	195	615-110	298	618-027	314	623-036	348
610-421	156	611-060	181	611-146	140, 190	611-617	195	615-111	299	618-028	314	623-038	348
610-424	171	611-061	180	611-147	140, 189	611-618	195	615-112	297	618-030	310	623-039	348
610-425	169	611-062	183	611-148	186	611-619	195	615-113	296	618-031	312	623-041	348
610-426	145	611-063	184	611-149	189	611-620	195	615-114	293	618-032	315	623-042	348
610-427	165	611-064	183	611-150	185	611-621	195	615-115	296	618-033	315	623-043	348
610-428	169	611-065	183	611-151	185	611-622	195	615-116	291	618-034	310	623-044	348
610-429	156	611-066	186	611-152	190	611-623	195	615-117	297	618-036	309	623-045	348
610-431	169	611-067	189	611-159	141, 178	611-624	195	615-118	294	618-037	314	623-046	348
610-432	170	611-070	177	611-160	141, 177	611-625	196	615-119	300	618-038	315	623-047	348
610-434	171	611-071	179	611-161	141, 180	611-801	283	615-120	302	618-039	315	623-049	348
610-435	170	611-072	186	611-162	180	611-802	283	615-121	302	618-040	316	623-051	348
610-436	171	611-073	178	611-163	178	611-814	139	615-122	302	618-041	316	623-052	348
610-437	170	611-074	185	611-164	140, 182	611-816	139	615-123	302	618-042	316	623-053	348
610-438	168	611-075	184	611-165	140, 182	611-827	139	615-126	294	618-045	311	623-054	348
610-439	166	611-076	183	611-166	183	611-852	139	615-127	295	618-046	316	623-055	348
610-440	163	611-077	187	611-167	189	611-853	139	615-128	304	618-048	311	623-056	348
610-441	147	611-078	188	611-168	188	611-862	139	615-129	303	618-049	316	623-057	348
610-442	171	611-079	140, 182	611-169	188	611-863	139	615-130	304	618-050	317	623-058	348
610-443	164	611-080	140, 182	611-171	177	611-865	139	615-131	304	618-051	317	623-059	348
610-444	150	611-081	180	611-172	188	611-866	139	615-132	304	618-052	312	623-061	348
610-445	167	611-084	186	611-173	188	611-872	139	615-133	305	618-053	315	623-062	348
610-446	152	611-085	184	611-175	177	611-874	139	615-134	305	618-054	312	623-063	348
610-449	150	611-086	177	611-176	186	611-884	139	615-135	306	618-055	317	623-064	348

Numerical Index

Part #	Page #	Part #	Page #	Part #	Page #	Part #	Page #	Part #	Page #	Part #	Page #	Part #	Page #	Part #	Page #
623-065	348	633-012	349	64042	438	64232	438	650-005	125	65281	435	660-102	354		
623-067	348	633-013	349	64043	438	64233	438	650-006	125	65282	435	660-103	354		
623-068	348	633-015	349	64108	437	64234	438	650-007	125	65287	434	660-106	354		
623-069	348	633-016	349	64109	437	64235	438	650-008	125	65288	434	660-107	354		
623-070	348	633-017	349	64110	437	64236	438	650-011	125	65289	434	660-109	354		
623-071	348	633-018	349	64111	437	64237	438	650-012	125	65290	435	660-110	354		
623-072	348	633-019	349	64112	437	64238	438	650-013	125	65291	435	660-111	354		
623-073	348	633-020	349	64113	437	64309	437	650-014	125	65292	435	660-112	354		
623-074	348	633-024	349	64114	437	64310	437	650-015	125	65295	435	660-113	354		
62A	116	633-025	349	64115	437	64311	437	65200	436	65297	435	660-115	354		
62B	116	633-031	349	64116	437	64312	437	65201	436	652B	121	660-116	354		
62C	116	633-037	349	64117	437	64313	437	65202	436	652C	121	660-117	354		
62D	116	633-043	349	64118	437	64314	437	65203	435	652D	121	660-118	354		
62E	116	633-050	349	64119	437	64315	437	65204	435	65301	435	660-119	354		
62F	116	633-062	349	64120	437	64316	437	65205	435	65302	435	660-120	354		
62G	116	633-075	349	64121	437	64317	437	65206	435	65303	435	660-121	354		
62H	116	633-087	349	64122	437	64318	437	65207	435	65304	435	660-122	354		
630-001	347	633-098	349	64123	437	64319	437	65208	436	65305	435	66178	435		
630-004	347	633-209	349	64124	437	64320	437	65209	436	65306	435	66180	435		
630-005	347	633-212	349	64125	437	64321	437	65210	436	65310	435	66181	435		
630-006	347	633-215	349	64126	437	64322	437	65211	436	65311	435	66182	435		
630-007	347	633-218	349	64127	437	64323	437	65212	435	65313	436	66184	435		
630-008	347	633-221	349	64128	437	64324	437	65213	436	65314	436	66301	435		
630-013	347	633-225	349	64129	437	64325	437	65214	436	65324	436	66302	435		
630-014	347	633-231	349	64130	437	64326	437	65215	436	65325	436	66303	435		
630-017	347	633-237	349	64131	437	64327	437	65216	435	65326	435	66358	435		
630-018	347	633-250	349	64132	437	64328	437	65217	436	65327	435	66360	435		
630-019	347	633-256	349	64133	437	64329	437	65218	436	65328	436	66361	435		
630-021	347	633-260	349	64134	437	64330	438	65219	436	65330	435	66362	435		
630-025	347	633-404	350	64135	437	64331	438	65220	436	65331	435	66415	435		
630-026	347	633-405	350	64136	437	64332	438	65221	436	65336	436	66451	435		
632-015	349	633-414	350	64137	437	64333	438	65222	436	65338	436	6661G	120		
632-018	349	635-002	350	64138	438	64334	438	65223	436	65339	436	66A	116		
632-025	349	635-014	350	64139	438	64335	438	65224	436	65340	435	66B	116		
632-031	349	635-020	350	64140	438	64336	438	65225	436	65342	436	66BB	116		
632-037	349	635-025	350	64141	438	64337	438	65226	436	65343	435	66C	116		
632-043	349	635-029	350	64142	438	64338	438	65227	436	65344	435	66CC	116		
632-046	349	635-031	350	64143	438	64339	438	65228	436	65345	435	66D	116		
632-050	349	635-032	350	64144	438	64340	438	65229	436	65346	435	66DD	116		
632-051	349	636-006	75	64145	438	64341	438	65230	436	65347	435	66E	116		
632-056	349	64003	437	64146	438	64432	437	65231	436	65349	435	66EE	116		
632-062	349	64004	437	64147	438	64442	437	65232	436	65350	435	66F	116		
632-066	349	64005	437	64148	438	64452	437	65233	436	65351	435	670-010	355		
632-068	349	64006	437	64149	438	64462	437	65234	436	65352	435	670-011	355		
632-075	349	64007	437	64150	438	64472	437	65235	436	65353	435	670-012	355		
632-078	349	64008	437	64151	438	64482	437	65236	436	65356	435	670-013	355		
632-081	349	64009	437	64152	438	64492	437	65237	436	65371	436	670-014	355		
632-084	349	64010	437	64153	438	64510	437	65238	436	65372	435	670-309	355		
632-087	349	64011	437	64201	437	64511	437	65240	436	65378	436	670-310	355		
632-093	349	64012	437	64202	437	64512	437	65241	436	65378	436	670-311	355		
632-100	349	64013	437	64203	437	64514	437	65242	436	65381	436	670-312	355		
632-106	349	64014	437	64204	437	64516	437	65243	436	65382	435	670-313	355		
632-112	349	64015	437	64205	437	64517	437	65245	436	65383	436	670-314	355		
632-118	349	64016	437	64206	437	64519	437	65246	436	65384	436	670-315	355		
632-125	349	64017	437	64207	437	64619	437	65248	436	65385	436	670-316	355		
632-131	349	64018	437	64208	437	64620	437	65250	436	65386	436	670-317	355		
632-137	349	64019	437	64209	437	64622	437	65251	436	65450	436	670-318	355		
632-143	349	64020	437	64210	437	64624	437	65252	436	65B	116	670-319	355		
632-150	349	64021	437	64211	437	64625	437	65253	436	65C	116	670-800	355		
632-156	349	64022	437	64212	437	64627	437	65254	436	65D	116	670-900	355		
632-218	349	64023	437	64213	437	64628	437	65256	435	65E	116	670-901	355		
632-221	349	64024	437	64214	437	64630	437	65257	436	660-010	354	670-902	355		
632-225	349	64025	437	64215	437	64632	437	65261	436	660-011	354	670-950	355		
632-237	349	64026	437	64216	437	64633	437	65263	436	660-012	354	670-951	355		
632-243	349	64027	437	64217	437	64635	437	65264	435	660-013	354	670-952	355		
632-250	349	64028	437	64218	437	64636	437	65267	436	660-014	354	671-010	104, 355		
632-262	349	64029	437	64219	437	64638	437	65268	435	660-015	354	671-011	104, 355		
632-275	349	64030	437	64220	437	64738	437	65269	435	660-017	354	671-012	104, 355		
632-311	349	64031	437	64221	437	64741	437	65270	435	660-018	354	671-013	104		
632-312	349	64032	437	64222	437	64744	437	65271	435	660-019	354	671-013	355		
632-350	349	64033	437	64223	437	6A	116	65272	435	660-020	354	671-014	104, 355		
632-375	349	64034	438	64224	437	64B	116	65273	435	660-021	354	671-017	104		
632-378	349	64035	438	64225	437	64C	116	65274	435	660-030	354	672-009	355		
632-400	349	64036	438	64226	437	64D	116	65275	435	660-031	354	672-010	355		
632-406	349	64037	438	64227	438	64E	116	65276	435	660-032	354	672-011	355		
633-007	349	64038	438	64228	438	650-001	125	65277	435	660-033	354	672-012	355		
633-009	349	64039	438	64229	438	650-002	125	65278	435	660-039	354	672-309	355		
633-010	349	64040	438	64230	438	650-003	125	65279	435	660-040	354	672-310	355		
633-011	349	64041	438	64231	438	650-004	125	65280	435	660-044	354	672-311	355		

Numerical Index

Part #	Page #	Part #	Page #	Part #	Page #	Part #	Page #	Part #	Page #	Part #	Page #	Part #	Page #	Part #	Page #
672-312	355	675-111	355	678-201	359	693-002	375	700-210	415	700-333	396	700-485	407		
672-313	355	675-113	356	678-206	359	693-003	375	700-211	415	700-334	395	700-486	407		
672-314	355	675-114	356	678-207	359	693-005	375	700-212	415	700-335	396	700-487	407		
672-315	355	675-115	356	678-210	359	693-006	375	700-213	102, 414	700-336	396	700-488	408		
672-316	355	675-116	356	678-211	359	693-009	375	700-214	101, 413	700-337	396	700-490	404		
672-317	355	675-124	357	678-212	359	693-013	375	700-215	102, 414	700-338	396	700-492	404		
672-318	355	675-131	357	680-001	104, 357	693-014	375	700-216	101	700-339	396	700-494	406		
672-319	355	675-147	357	680-002	104, 357	693-015	375	700-217	101	700-340	389	700-496	406		
673-010	104	675-149	357	680-003	104, 357	693-016	375	700-218	101	700-343	396	700-498	406		
673-011	104	675-155	357	680-004	104, 357	693-019	375	700-220	415	700-350	399	700-500	403		
673-012	104	675-161	357	680-005	104, 357	693-020	375	700-221	101	700-351	399	700-501	403		
674-006	355	675-163	357	680-006	104, 357	693-021	375	700-222	101	700-353	399	700-502	403		
674-008	355	675-187	357	680-007	104, 358	693-022	375	700-223	102	700-354	399	700-503	403		
674-010	355	675-201	356	680-008	104, 358	693-025	375	700-224	102	700-355	399	700-504	403		
674-012	355	675-202	356	680-011	104, 358	693-027	375	700-225	102	700-357	399	700-505	403		
6744	119	675-203	359	680-019	104, 358	693-029	375	700-226	102	700-358	399	700-506	403		
6749	119	675-205	359	680-021	104, 357	693-031	375	700-227	102	700-359	399	700-507	403		
675-001	356	675-206	359	680-100	357	693-032	375	700-229	393	700-360	399	700-508	403		
675-003	356	675-207	359	680-104	104, 357	693-033	375	700-230	407	700-361	399	700-509	403		
675-004	356	675-208	359	680-106	104, 357	693-036	375	700-231	407	700-362	389	700-510	404		
675-006	356	675-209	359	680-152	113, 358	693-038	375	700-232	407	700-363	389	700-511	404		
675-007	356	675-210	359	680-154	113, 358	693-040	375	700-233	407	700-364	396	700-512	404		
675-008	356	675-211	359	680-155	113, 358	693-042	375	700-234	407	700-365	396	700-513	403		
675-009	356	675-212	359	680-364	113	69A	116	700-250	387	700-366	396	700-514	404		
675-010	356	675-303	357	680-365	113	69B	116	700-251	387	700-367	396	700-515	404		
675-011	356	675-315	357	680-366	113, 358	69C	116	700-252	387	700-368	396	700-516	404		
675-012	356	675-316	357	680-367	113	69CC	116	700-253	387	700-369	407	700-517	404		
675-013	356	675-317	357	685-053	140, 357	69D	116	700-254	387	700-370	407	700-518	404		
675-014	356	675-319	357	685-055	140, 357	69DD	116	700-255	387	700-371	400	700-519	405		
675-029	356	675-330	357	685-056	140, 357	69E	116	700-257	387	700-373	400	700-520	405		
675-030	356	675-331	357	68A	116	69EE	116	700-258	387	700-375	400	700-521	405		
675-031	356	675-332	357	68B	116	69EEE	116	700-259	387	700-378	400	700-522	405		
675-033	356	675-333	357	68BB	116	69F	116	700-260	387	700-380	400	700-523	404		
675-034	356	675-334	357	68C	116	69FF	116	700-261	387	700-385	400	700-524	404		
675-035	356	675-335	357	68CC	116	69G	116	700-262	387	700-386	400	700-525	404		
675-038	356	675-336	357	68D	116	6K	119	700-263	387	700-387	400	700-526	404		
675-040	356	675-337	357	68DD	116	700-001	411	700-265	402	700-389	400	700-527	405		
675-041	356	675-338	357	68E	116	700-002	411	700-266	402	700-390	400	700-528	405		
675-042	356	675-339	357	68EE	116	700-003	411	700-267	402	700-394	389	700-529	405		
675-044	356	675-350	357	68EEE	116	700-010	412	700-269	112, 407	700-397	392	700-531	406		
675-045	356	675-351	357	68EEEE	116	700-029	403	700-270	407	700-398	396	700-532	406		
675-046	356	675-352	357	68F	116	700-100	415	700-271	407	700-400	390	700-533	406		
675-047	356	675-353	357	68FF	116	700-101	415	700-272	112, 407	700-401	392	700-534	406		
675-052	356	675-354	357	68G	116	700-102	415	700-273	407	700-402	392	700-535	406		
675-053	356	675-359	357	690-004	360	700-103	415	700-274	407	700-405	392	700-536	406		
675-055	356	675-520	356	690-005	360	700-104	415	700-275	407	700-406	392	700-537	406		
675-056	356	675-521	356	690-014	360	700-105	415	700-277	392	700-407	392	700-538	405		
675-060	357	675-523	356	690-018	360	700-106	415	700-278	388	700-409	392	700-539	405		
675-062	357	675-524	356	690-019	360	700-107	415	700-279	388	700-410	392	700-540	405		
675-065	356	675-525	356	690-023	360	700-108	415	700-280	406	700-411	392	700-541	405		
675-066	356	675-568	357	690-028	360	700-109	415	700-281	406	700-412	396	700-542	404		
675-067	356	675-571	357	690-031	360	700-110	415	700-282	406	700-413	396	700-543	405		
675-070	356	675-572	357	690-032	360	700-111	415	700-283	406	700-414	396	700-544	404		
675-079	356	675-573	357	690-033	360	700-112	415	700-284	406	700-415	396	700-545	405		
675-080	356	675-575	357	690-034	360	700-120	414	700-285	406	700-416	397	700-552	411		
675-082	356	675-576	357	690-035	360	700-121	415	700-287	406	700-418	397	700-557	411		
675-083	356	675-577	357	690-037	360	700-123	414	700-288	406	700-419	389	700-567	411		
675-084	356	675-579	357	690-038	360	700-124	415	700-289	406	700-420	389	700-568	409		
675-085	356	675-811	355	690-039	360	700-125	414	700-291	388	700-421	400	700-569	409		
675-086	356	678-001	359	690-041	360	700-126	414	700-292	388	700-422	396	700-570	410		
675-087	356	678-002	359	690-042	360	700-127	414	700-293	388	700-423	396	700-571	410		
675-090	356	678-003	359	690-043	360	700-135	414	700-294	388	700-424	410	700-572	410		
675-091	356	678-004	359	690-044	360	700-136	414	700-295	388	700-425	389	700-573	409		
675-092	356	678-005	359	690-045	360	700-137	414	700-296	388	700-427	390	700-575	410		
675-093	356	678-015	359	690-046	360	700-138	414	700-297	388	700-429	390	700-576	410		
675-094	356	678-022	359	690-047	360	700-139	414	700-300	387	700-430	393	700-577	409		
675-095	356	678-023	359	690-048	360	700-140	414	700-301	387	700-441	385	700-578	409		
675-096	356	678-024	359	690-049	360	700-141	414	700-302	387	700-442	384	700-579	410		
675-097	356	678-106	359	690-050	360	700-142	414	700-303	387	700-443	385	700-580	409		
675-098	356	678-107	359	690-051	360	700-200	101, 413	700-304	388	700-461	389	700-581	410		
675-099	356	678-108	359	690-053	360	700-201	101, 413	700-305	388	700-464	393	700-582	410		
675-101	356	678-109	359	690-056	360	700-202	101, 413	700-306	388	700-467	389	700-583	409		
675-102	356	678-110	359	690-057	360	700-203	101, 413	700-308	387	700-469	399	700-585	411		
675-103	356	678-111	359	690-061	360	700-204	101, 414	700-310	387	700-471	397	700-586	411		
675-104	356	678-116	359	690-064	360	700-205	101, 414	700-311	387	700-472	396	700-587	411		
675-106	356	678-150	359	690-075	360	700-206	101, 414	700-312	388	700-473	392	700-588	411		
675-107	356	678-153	359	690-083	360	700-207	101, 414	700-330	395	700-474	389	700-589	410		
675-108	356	678-154	359	690-089	360	700-208	101, 414	700-331	395	700-476	393	700-590	408		
675-109	356	678-200	359	693-001	375	700-209	415	700-332	389	700-484	395	700-591	408		

Numerical Index

Part #	Page #	Part #	Page #	Part #	Page #	Part #	Page #	Part #	Page #	Part #	Page #	Part #	Page #	Part #	Page #
700-592	408	700-796	398	700-965	402	703-928	386	711-401	282	745-006	106	800-115	84		
700-593	408	700-797	398	700-967	403	703-929	386	711-402	282	745-007	106	800-207	84		
700-594	408	700-798	398	700-968	403	703-930	385	711-405	282	745-008	106	80021	22		
700-595	408	700-799	391	700-971	402	703-933	384	711-406	282	745-009	106	800-210	84		
700-596	408	700-800	401	700-972	403	703-934	385	711-407	282	745-010	106	800-215	84		
700-598	409	700-801	401	700-973	402	703-935	386	711-408	282	750-004	107	80022	23		
700-599	409	700-802	401	700-974	402	703-936	385	711-409	282	750-005	107	800-220	84		
700-615	408	700-803	402	700-975	402	708	116	711-410	282	750-006	107	800-296	21		
700-616	408	700-804	400	700-976	403	710-120	360	711-411	282	750-008	107	800-299	22		
700-700	388	700-805	401	700-977	402	710-121	360	711-412	282	750-009	107	800-300	23		
700-701	388	700-806	401	700-978	402	710-122	360	711-421	282	750-011	107	800-307	84		
700-702	388	700-807	401	700-979	402	710-123	360	711-422	282	750-012	107	800-310	84		
700-703	388	700-808	397	700-980	402	710-124	360	711-426	282	750-014	107	800-335	396		
700-704	388	700-809	393	700-981	403	711-101	282	711-427	282	750-015	107	800-336	396		
700-706	411	700-810	397	700-982	403	711-102	282	711-428	282	750-016	107	800-338	396		
700-707	411	700-811	393	700-983	403	711-105	282	711-441	282	750-017	107	800-365	396		
700-708	389	700-812	393	700-985	395	711-106	282	711-445	282	750-019	107	800-366	396		
700-709	389	700-813	391	700-986	403	711-107	282	711-448	282	750-021	107	800-368	396		
700-710	389	700-814	409	700-987	392	711-108	282	711-455	282	750-022	107	800-400	411		
700-711	389	700-815	390	700-990	392	711-109	282	711-503	282	750-024	107	800-410	84		
700-735	395	700-816	402	702D	121	711-110	282	711-504	282	750-025	107	800-412	84		
700-736	395	700-817	391	702E	121	711-111	282	711-523	282	750-026	107	800-415	84		
700-737	397	700-818	393	703-401	392	711-112	282	711-524	282	750-027	107	800-417	84		
700-738	401	700-819	395	703-402	392	711-121	282	711-542	282	750-029	107	800-420	84		
700-739	409	700-820	391	703-403	393	711-122	282	711-543	282	750-030	107	800-425	84		
700-740	392	700-821	391	703-404	393	711-126	282	711-544	282	750-032	107	800-430	84		
700-741	394	700-822	401	703-405	393	711-127	282	711-545	282	750-033	107	800-510	84		
700-742	409	700-823	390	703-406	393	711-128	282	711-552	282	750-034	107	800-515	84		
700-743	394	700-824	395	703-407	393	711-141	282	711-553	282	750-036	107	800-520	84		
700-744	394	700-825	391	703-408	393	711-148	282	711-554	282	750-037	107	800-525	84		
700-745	409	700-826	395	703-418	394	711-201	282	711-601	282	750-038	107	800-556	411		
700-746	392	700-827	395	703-428	400	711-202	282	711-603	282	750-040	107	800-589	410		
700-747	392	700-828	391	703-434	400	711-203	282	711-604	282	750-041	107	800-615	84		
700-748	393	700-829	389	703-436	400	711-204	282	711-605	282	750-042	107	800-620	84		
700-749	389	700-830	389	703-437	400	711-205	282	711-606	282	750-043	107	800-625	84		
700-750	389	700-831	394	703-438	400	711-206	282	711-609	282	750-044	107	800-720	84		
700-751	394	700-832	410	703-439	400	711-207	282	711-621	282	750-046	107	801-105	418		
700-752	395	700-833	392	703-442	401	711-208	282	711-623	282	750-047	107	801-107	418		
700-753	391	700-834	392	703-445	409	711-209	282	711-624	282	750-049	107	801-110	418		
700-754	394	700-835	401	703-447	401	711-210	282	711-626	282	750-050	107	801-112	418		
700-755	394	700-836	401	703-449	401	711-211	282	711-641	282	750-051	107	801-115	418		
700-756	408	700-837	410	703-453	401	711-212	282	711-705	282	750-053	107	801-117	418		
700-757	389	700-842	390	703-454	401	711-221	282	711-709	282	750-054	107	801-120	418		
700-758	389	700-843	398	703-455	401	711-222	282	711-728	282	750-055	107	801-205	418		
700-760	394	700-844	398	703-456	401	711-223	282	711-801	282	750-056	107	801-207	418		
700-761	410	700-845	398	703-457	401	711-224	282	711-802	282	750-058	107	801-212	418		
700-762	390	700-846	398	703-458	402	711-225	282	711-803	282	750-059	107	801-215	418		
700-764	411	700-847	398	703-461	396	711-226	282	711-804	282	750-061	107	801-217	418		
700-765	411	700-848	398	703-463	396	711-227	282	711-805	282	752C	120	801-225	418		
700-766	395	700-849	398	703-465	396	711-228	282	711-806	282	7771	121	801-405	418		
700-767	397	700-854	398	703-467	395	711-241	282	711-807	282	799-301	24, 86	801-407	418		
700-768	397	700-856	398	703-468	402	711-245	282	711-830	282	799-305	24, 108	801-410	418		
700-769	397	700-857	409	703-478	397	711-248	282	711-831	282	799-310	24, 108	801-412	418		
700-770	397	700-862	397	703-481	396	711-255	282	711-832	282	799-320	24, 85	801-415	418		
700-771	397	700-864	411	703-900	384	711-301	282	711-833	282	799-321	24, 108	801-417	418		
700-772	397	700-866	401	703-901	384	711-302	282	711-834	282	799-323	25	801-420	418		
700-773	389	700-867	409	703-902	384	711-305	282	71B	116	799-335	25, 86	801-430	418		
700-774	409	700-870	393	703-903	384	711-306	282	72C	116	799-350	25, 115	801-507	418		
700-775	397	700-872	393	703-905	384	711-307	282	72E	116	799-355	25, 115	801-512	418		
700-776	393	700-874	393	703-906	384	711-308	282	730-001	106	799-420	25	801-515	418		
700-777	397	700-875	393	703-907	384	711-309	282	730-002	106	799-430	25, 86	801-520	418		
700-778	411	700-922	407	703-908	384	711-310	282	730-003	106	799-440	25	801-525	418		
700-779	389	700-923	407	703-909	385	711-311	282	730-004	106	799-445	26	801-530	418		
700-780	394	700-924	407	703-910	385	711-312	282	730-005	106	799-446	26	801-610	418		
700-781	394	700-925	407	703-913	385	711-321	282	730-006	106	799-450	26, 31	801-612	418		
700-782	394	700-926	407	703-914	385	711-322	282	730-007	106	799-451	26, 31	801-615	418		
700-783	394	700-927	407	703-915	386	711-325	282	730-008	106	799-452	26, 31	801-617	418		
700-784	395	700-951	390	703-916	386	711-326	282	730-009	106	799-453	27, 31	801-620	418		
700-785	395	700-952	390	703-917	386	711-327	282	730-010	106	799-500	27	801-625	418		
700-786	395	700-953	390	703-918	384	711-328	282	730-011	106	799-510	27	801-630	418		
700-787	395	700-954	390	703-919	384	711-341	282	730-012	106	799-550	27, 348	801-640	418		
700-788	395	700-955	390	703-920	384	711-342	282	730-013	106	800-094	18	801-715	418		
700-789	395	700-956	390	703-921	385	711-344	282	730-016	106	800-095	19	801-717	418		
700-790	410	700-958	390	703-922	385	711-345	282	730-017	106	800-096	19	801-720	418		
700-791	391	700-959	390	703-923	386	711-348	282	730-020	106	800-101	20	801-725	418		
700-792	398	700-961	403	703-924	386	711-352	282	730-021	106	800-102	20	801-730	418		
700-793	398	700-962	402	703-925	386	711-353	282	745-003	106	800-103	21	801-735	418		
700-794	398	700-963	402	703-926	386	711-354	282	745-004	106	800-107	84	801-740	418		
700-795	398	700-964	402	703-927	386	711-355	282	745-005	106	800-110	84	801-905	418		

Numerical Index

Part #	Page #	Part #	Page #	Part #	Page #	Part #	Page #	Part #	Page #	Part #	Page #	Part #	Page #	Part #	Page #
801-910	418	804-410	93	810-016	102	825-019	105	851-246	95	853-405	94	860-615	91		
801-921	418	804-415	93	810-017	102	830-027	106	851-269	94	853-407	94	860-617	91		
801-922	418	804-507	93	810-018	102	830-028	106	851-270	94	853-410	94	860-620	91		
801-931	418	804-510	93	810-019	102	830-029	106	851-300	96	853-415	94	860-625	91		
803-005	87	804-512	93	810-029	103	830-030	106	851-301	96	853-505	94	860-630	91		
803-006	87	804-515	93	810-030	103	830-110	106	851-302	96	853-507	94	860-635	91		
803-007	87	804-520	93	810-031	103	830-114	106	851-303	96	853-510	94	860-640	91		
803-010	87	805D	121	810-032	103	830-118	106	851-304	96	853-515	94	860-650	91		
803-012	87	807-005	87	810-033	103	830-122	106	851-305	96	854-004	104	860-660	91		
803-015	87	807-007	87	810-034	103	830-124	106	851-306	96	854-005	104	860-720	91		
803-017	87	807-010	87	810-040	102	830-220	106	851-307	96	854-006	104	860-725	91		
803-020	87	807-012	87	810-041	102	830-220	106	851-308	96	854-007	104	860-730	91		
803-022	87	807-015	87	810-042	102	844-001	107	851-309	96	854-008	104	860-735	91		
803-025	87	807-017	87	810-043	102	844-002	107	851-310	96	854-009	104	860-740	91		
803-027	87	807-020	87	810-044	102	844-003	107	851-311	96	854-010	104	860-750	91		
803-030	87	807-022	87	810-045	102	844-004	107	851-312	96	860-005	89	862-005	90		
803-035	87	807-025	87	810-046	102	848-001	98	851-313	96	860-007	89	862-007	90		
803-040	87	807-027	87	810-047	102	848-005	98	851-314	96	860-010	89	862-010	90		
803-045	87	807-030	87	810-058	103	848-010	98	851-315	96	860-012	89	862-012	90		
803-050	87	807-035	87	810-060	103	848-011	98	851-316	96	860-015	89	862-015	90		
803-105	87	807-040	87	810-062	103	848-012	98	851-317	96	860-017	89	862-017	90		
803-107	87	807-105	87	810-140	103	848-014	98	851-321	96	860-020	89	862-020	90		
803-110	87	807-107	87	810-141	103	848-015	98	851-400	96	860-022	89	862-025	90		
803-112	87	807-110	87	810-142	103	848-016	98	851-401	96	860-025	89	862-030	90		
803-115	87	807-112	87	810-143	103	848-017	98	851-402	95	860-030	89	862-105	90		
803-117	87	807-115	87	810-144	103	849-001	104, 357	851-403	96	860-105	90	862-107	90		
803-120	87	807-117	87	814-010	102	849-002	104, 357	851-404	96	860-107	90	862-110	90		
803-122	87	807-120	87	814-011	102	849-003	104, 357	851-405	96	860-110	90	862-112	90		
803-125	87	807-122	87	814-012	102	849-004	104, 357	851-406	95	860-112	90	862-115	90		
803-127	87	807-125	87	814-013	102	849-005	104, 357	851-407	95	860-115	90	862-117	90		
803-130	87	807-127	87	814-014	102	849-006	104, 357	851-408	95	860-117	90	862-120	90		
803-135	87	807-130	87	814-015	102	849-007	104, 357	851-409	95	860-120	90	862-125	90		
803-140	87	807-135	87	814-016	102	849-008	104, 358	851-410	95	860-125	90	862-130	90		
803-145	87	807-140	87	814-017	102	849-104	104, 357	851-411	95	860-130	90	862-135	90		
803-150	87	807-145	87	814-018	102	849-106	104, 357	851-412	95	860-135	90	862-140	90		
803-160	87	807-150	87	814-019	102	849-152	358	851-413	95	860-140	90	862-207	90		
803-207	87	807-207	87	814-028	103	849-154	113, 358	851-414	95	860-207	90	862-210	90		
803-210	87	807-210	87	814-040	102	849-155	113, 358	851-415	95	860-210	90	862-212	90		
803-212	87	807-212	87	814-041	102	849-243	140	851-420	96	860-212	90	862-215	90		
803-215	87	807-215	87	814-042	102	849-254	140	851-422	96	860-215	90	862-217	90		
803-217	87	807-217	87	814-043	102	849-255	140	851-425	95	860-217	90	862-220	90		
803-220	87	807-220	87	814-044	102	849-256	140	851-427	95	860-220	90	862-225	90		
803-222	87	807-222	87	814-045	102	850-605	93	851-428	95	860-222	90	862-230	90		
803-225	87	807-225	87	814-046	102	850-607	93	851-430	95	860-225	90	862-235	90		
803-227	87	807-227	87	814-047	102	850-610	93	851-431	95	860-230	90	862-240	90		
803-230	87	807-230	87	814-099	103	850-612	93	851-433	96	860-235	90	862-250	90		
803-235	87	807-235	87	818-009	104	850-615	93	851-434	96	860-240	90	862-260	90		
803-240	87	807-240	87	818-010	104	850-617	93	851-435	96	860-245	90	862-310	90		
803-245	87	807-245	87	818-011	104	850-620	93	852-403	124	860-250	90	862-312	90		
803-250	87	807-250	87	818-012	104	850-625	93	852-404	124	860-260	90	862-315	90		
803-255	87	807-255	87	818-013	104	850-705	93	852-405	124	860-307	90	862-317	90		
803-260	87	807-260	87	818-014	104	850-707	93	852-501	124	860-310	90	862-320	90		
803-307	87	807-610	88	818-015	104	850-710	93	852-502	124	860-312	90	862-325	90		
803-310	87	807-615	88	818-016	104	850-712	93	852-701	124	860-315	90	862-330	90		
803-312	87	807-620	88	818-017	104	850-715	93	852-702	124	860-317	90	862-335	90		
803-315	87	807-625	88	818-018	104	850-717	93	852-703	124	860-320	90	862-340	90		
803-317	87	807-630	88	822-009	105	850-720	93	852-705	124	860-322	90	862-345	90		
803-320	87	807-635	88	822-010	105	850-725	93	852-720	124	860-325	90	862-410	91		
803-322	87	807-640	88	822-011	105	850-730	93	852-801	124	860-330	90	862-412	91		
803-325	87	807-645	88	822-012	105	851-046	94	853-005	132	860-335	90	862-415	91		
803-327	87	807-650	88	822-013	105	851-047	94	853-006	132	860-340	90	862-417	91		
803-655	88	807-655	89	822-014	105	851-048	95	853-007	132	860-345	90	862-420	91		
803-660	88	807-660	89	822-015	105	851-062	94	853-009	132	860-410	90	862-425	91		
803-715	89	807-715	89	822-016	105	851-065	95	853-016	132	860-412	90	862-430	91		
803-720	89	807-720	89	822-017	105	851-066	95	853-018	132	860-415	90	862-435	91		
803-725	89	807-725	89	822-018	105	851-067	95	853-019	132	860-417	90	862-440	91		
803-730	89	807-730	89	822-019	105	851-069	94	853-020	132	860-420	90	862-445	91		
803-735	89	807-735	89	825-006	105	851-083	94	853-021	132	860-425	90	862-450	91		
803-740	89	807-740	89	825-008	105	851-103	95	853-022	132	860-430	90	862-455	91		
803-745	89	807-745	89	825-009	105	851-107	95	853-023	132	860-435	91	862-460	91		
803-750	89	807-750	89	825-010	105	851-108	95	853-024	132	860-440	91	862-515	91		
803-755	89	807-760	89	825-011	105	851-109	95	853-205	94	860-445	91	862-520	91		
803-760	89	808-210	93	825-012	105	851-124	95	853-210	94	860-450	91	862-525	91		
804-212	93	810-010	102	825-013	105	851-191	95	853-215	94	860-455	91	862-530	91		
804-305	93	810-011	102	825-014	105	851-192	95	853-303	94	860-460	91	862-535	91		
804-307	93	810-012	102	825-015	105	851-210	95	853-305	94	860-515	91	862-540	91		
804-310	93	810-013	102	825-016	105	851-211	95	853-307	94	860-520	91	862-615	91		
804-315	93	810-014	102	825-017	105	851-212	95	853-310	94	860-530	91	862-617	91		
804-407	93	810-015	102	825-018	105	851-242	95	853-315	94	860-535	91	862-620	91		

Numerical Index

Numerical Index

Part #	Page #	Part #	Page #	Part #	Page #	Part #	Page #	Part #	Page #	Part #	Page #	Part #	Page #	Part #	Page #
862-622	91	875-340	109	876-570	109	880-212	111	892-240	416	896-337	418	898-529	419		
862-625	91	875-350	109	876-580	109	880-220	111	892-410	416	896-339	418	898-530	419		
862-630	91	875-410	109	876-590	109	880-225	111	892-420	416	896-341	418	898-531	419		
862-635	91	875-412	109	876-592	109	880-230	111	893-010	417	896-342	418	898-532	419		
862-640	91	875-416	109	876-620	109	880-240	111	893-011	417	896-343	418	898-536	419		
862-645	91	875-420	109	876-625	109	880-245	111	893-012	417	896-346	418	898-537	419		
862-650	91	875-425	109	876-630	109	880-250	111	893-013	417	896-348	418	898-541	419		
862-660	91	875-430	109	876-635	109	880-416	111	893-014	417	896-350	418	898-543	419		
862-720	91	875-435	109	876-640	109	880-420	111	893-030	417	896-351	418	898-545	419		
862-725	91	875-440	109	876-650	109	880-425	111	893-031	417	896-352	418	898-546	419		
862-730	91	875-445	109	876-651	109	880-430	111	893-032	417	896-529	418	898-547	419		
862-735	91	875-450	109	876-655	109	880-440	111	893-034	417	896-815	418	898-548	419		
862-740	91	875-460	109	876-665	109	880-445	111	893-046	417	896-817	418	898-549	419		
862-750	91	875-470	109	876-675	109	880-450	111	893-110	417	896-818	418	898-553	419		
865-010	102	875-475	109	876-690	109	880-530	111	893-111	417	896-825	418	898-554	419		
865-011	102	875-480	109	876-692	109	880-540	111	893-112	417	896-827	418	898-555	419		
865-012	102	875-490	109	876-693	109	880-550	111	893-113	417	896-828	418	898-556	419		
865-013	102	875-492	109	876-695	109	880-630	111	893-114	417	896-835	418	898-557	419		
865-014	102	875-495	109	876-697	109	880-640	111	894-008	417	896-836	418	898-558	419		
865-015	102	875-497	109	878-004	111	881-261	111	894-010	417	896-837	418	898-559	419		
865-016	102	875-516	109	878-005	111	881-262	111	894-011	417	897-561	419	898-560	419		
865-017	102	875-520	109	878-006	111	881-263	111	894-012	417	897-706	419	898-561	419		
867-010	102	875-525	109	878-007	111	881-361	111	894-014	417	897-708	419	898-562	419		
867-011	102	875-530	109	878-008	111	881-363	111	894-016	417	897-709	419	898-563	419		
867-012	102	875-535	109	878-010	111	881-453	111	894-017	417	897-711	419	9-1156	438		
867-013	102	875-540	109	878-012	111	881-461	111	894-018	417	897-712	419	9-1157	438		
867-014	102	875-545	109	878-108	111	881-905	113	894-050	417	897-713	419	9-1158	438		
867-015	102	875-550	109	878-110	111	881-906	113	894-051	417	897-715	419	9-1159	438		
867-016	102	875-555	109	878-112	111	882-022	84	894-052	417	897-717	419	9-1160	438		
867-017	102	875-560	109	878-210	111	882-025	84	894-070	416	897-719	419	9-1161	438		
868-010	105	875-565	109	878-212	111	882-030	84	894-071	416	897-720	419	9-1162	438		
868-011	105	875-570	109	878-304	112	882-045	84	894-072	416	897-722	419	966-331	357		
868-012	105	875-575	109	878-305	112	882-906	124	894-074	416	897-724	419	966-332	357		
868-013	105	875-580	109	878-306	112	882-907	124	894-079	417	897-725	419	966-333	357		
868-014	105	875-590	109	878-307	112	882-908	124	894-080	417	897-726	419	966-334	357		
868-015	105	875-592	109	878-308	112	882-911	124	894-081	417	897-733	419	E120A	117		
868-016	105	875-595	109	878-310	112	890-007	416	894-082	417	897-738	419	E120C	117		
868-017	105	875-597	109	878-312	112	890-010	416	894-083	417	897-741	419	E120E	117		
870-010	105	875-620	109	878-408	112	890-015	416	894-084	417	897-743	419	E120F	117		
870-011	105	875-625	109	878-410	112	890-020	416	894-086	417	897-744	419	E122A	118		
870-012	105	875-630	109	878-412	112	890-107	416	894-087	417	897-745	419	E122C	118		
870-013	105	875-635	109	878-416	112	890-110	416	894-110	417	897-746	419	E122E	118		
870-014	105	875-640	109	878-506	112	890-115	416	894-111	417	897-754	419	E122F	118		
870-015	105	875-645	109	878-508	112	890-120	416	894-112	417	897-756	419	E1521	122		
870-016	105	875-650	109	878-510	112	890-210	416	894-113	417	897-757	419	E1704	122		
870-017	105	875-660	109	878-512	112	890-212	416	894-114	417	897-758	419	E1705	123		
875-010	108	875-670	109	878-608	111	890-215	416	894-116	417	897-759	419	E1709	122		
875-016	108	875-675	109	878-610	111	890-220	416	894-130	417	897-763	419	E1710	122		
875-020	108	875-680	109	878-612	111	890-225	416	894-131	417	897-765	419	E1711	123		
875-025	108	875-690	109	878-706	113	890-310	416	894-132	417	897-767	419	E1712	122		
875-030	108	875-692	109	878-708	113	890-315	416	894-133	417	897-768	419	E1714	122		
875-110	108	875-695	109	878-710	113	890-410	416	894-134	417	897-769	419	E1716	123		
875-112	108	875-697	109	879-004	113	891-210	416	895-403	418	897-953	419	E1719	123		
875-116	108	876-410	109	879-005	113	891-212	416	895-404	418	897-954	419	E1720	122		
875-120	108	876-420	109	879-006	113	891-310	416	895-407	418	897-957	419	E1721	121		
875-125	108	876-425	109	879-007	113	892-011	416	895-408	418	897-959	419	E1723	122		
875-130	108	876-430	109	879-008	113	892-012	416	895-409	418	897-975	419	E1725	121		
875-135	108	876-435	109	879-010	113	892-013	416	895-411	418	897-976	419	E1726	122		
875-140	108	876-440	109	879-012	113	892-015	416	895-412	418	897-977	419	E1734	123		
875-210	108	876-445	109	879-014	113	892-017	416	895-416	418	897-979	419	E1741	122		
875-212	108	876-450	109	879-104	113	892-025	416	895-425	418	897-981	419	E1742	122		
875-216	108	876-460	109	879-105	113	892-030	416	895-436	418	897-982	419	E1742DD	122		
875-220	108	876-470	109	879-106	113	892-040	416	895-437	418	897-983	419	E1746	122		
875-225	108	876-480	109	879-107	113	892-107	416	895-443	418	897-984	419	E1746EE	122		
875-230	108	876-520	109	879-108	113	892-110	416	895-444	418	897-985	419	E1777	122		
875-235	108	876-521	109	879-110	113	892-112	416	895-445	418	897-988	419	E2658	122		
875-240	109	876-525	109	879-112	113	892-115	416	895-446	418	897-989	419	E2659	122		
875-245	109	876-526	109	879-204	114	892-117	416	895-450	418	897-990	419	LU7003	424		
875-250	109	876-530	109	879-205	114	892-120	416	895-452	418	897-992	419	LU7022	425		
875-260	109	876-531	109	879-206	114	892-130	416	895-453	418	897-994	419	LU7051	425		
875-270	109	876-536	109	879-207	114	892-140	416	895-454	418	897-996	419	LU7052	424		
875-280	109	876-540	109	879-208	114	892-207	416	896-320	418	898-501	419	LU7053	424		
875-310	109	876-541	109	879-210	114	892-210	416	896-322	418	898-502	419	LU7151	425		
875-320	109	876-550	109	879-212	114	892-220	416	896-332	418	898-505	419	LU7211	425		
875-325	109	876-551	109	880-112	111	892-225	416	896-333	418	898-507	419				
875-330	109	876-560	109	880-116	111	892-230	416	896-334	418	898-519	419				

Measurement Conversion Chart

DECIMAL & MILLIMETER EQUIVALENTS

	DECIMALS	MILLIMETERS
$\frac{1}{64}$.015625	0.397
$\frac{1}{32}$.03125	0.794
$\frac{3}{64}$.046875	1.191
$\frac{1}{16}$.0625	1.588
$\frac{5}{64}$.078125	1.984
$\frac{3}{32}$.09375	2.381
$\frac{7}{64}$.109375	2.778
$\frac{1}{8}$.1250	3.175
$\frac{9}{64}$.140625	3.572
$\frac{5}{32}$.15625	3.969
$\frac{11}{64}$.171875	4.366
$\frac{3}{16}$.1875	4.763
$\frac{13}{64}$.203125	5.159
$\frac{7}{32}$.21875	5.556
$\frac{15}{64}$.234375	5.953
$\frac{1}{4}$.2500	6.350
$\frac{17}{64}$.265625	6.747
$\frac{9}{32}$.28125	7.144
$\frac{19}{64}$.296875	7.541
$\frac{5}{16}$.3125	7.938
$\frac{21}{64}$.328125	8.334
$\frac{11}{32}$.34375	8.731
$\frac{23}{64}$.359375	9.128
$\frac{3}{8}$.3750	9.525
$\frac{25}{64}$.390625	9.922
$\frac{13}{32}$.40625	10.319
$\frac{27}{64}$.421875	10.716
$\frac{7}{16}$.4375	11.113
$\frac{29}{64}$.453125	11.509
$\frac{15}{32}$.46875	11.906
$\frac{31}{64}$.484375	12.303
$\frac{1}{2}$.5000	12.700

1mm = .03937"

	DECIMALS	MILLIMETERS
$\frac{33}{64}$.515625	13.097
$\frac{17}{32}$.53125	13.494
$\frac{35}{64}$.546875	13.891
$\frac{9}{16}$.5625	14.288
$\frac{37}{64}$.578125	14.684
$\frac{19}{32}$.59375	15.081
$\frac{39}{64}$.609375	15.478
$\frac{5}{8}$.6250	15.875
$\frac{41}{64}$.640625	16.272
$\frac{21}{32}$.65625	16.669
$\frac{43}{64}$.671875	17.066
$\frac{11}{16}$.6875	17.463
$\frac{45}{64}$.703125	17.859
$\frac{23}{32}$.71875	18.256
$\frac{47}{64}$.734375	18.653
$\frac{3}{4}$.7500	19.050
$\frac{49}{64}$.765625	19.447
$\frac{25}{32}$.78125	19.844
$\frac{51}{64}$.796875	20.241
$\frac{13}{16}$.8125	20.638
$\frac{53}{64}$.828125	21.034
$\frac{27}{32}$.84375	21.431
$\frac{55}{64}$.859375	21.828
$\frac{7}{8}$.8750	22.225
$\frac{57}{64}$.890625	22.622
$\frac{29}{32}$.90625	23.019
$\frac{59}{64}$.921875	23.416
$\frac{15}{16}$.9375	23.813
$\frac{61}{64}$.953125	24.209
$\frac{31}{32}$.96875	24.606
$\frac{63}{64}$.984375	25.003
1	1.000	25.400

.001" = .0254mm

MM	INCHES	MM	INCHES
.1	.0039	47	1.8504
.2	.0079	48	1.8898
.3	.0118	49	1.9291
.4	.0157	50	1.9685
.5	.0197	51	2.0079
.6	.0236	52	2.0472
.7	.0276	53	2.0866
.8	.0315	54	2.1260
.9	.0354	55	2.1654
1	.0394	56	2.2047
2	.0787	57	2.2441
3	.1181	58	2.2835
4	.1575	59	2.3228
5	.1969	60	2.3622
6	.2362	61	2.4016
7	.2756	62	2.4409
8	.3150	63	2.4803
9	.3543	64	2.5197
10	.3937	65	2.5591
11	.4331	66	2.5984
12	.4724	67	2.6378
13	.5118	68	2.6772
14	.5512	69	2.7165
15	.5906	70	2.7559
16	.6299	71	2.7953
17	.6693	72	2.8346
18	.7087	73	2.8740
19	.7480	74	2.9134
20	.7874	75	2.9528
21	.8268	76	2.9921
22	.8661	77	3.0315
23	.9055	78	3.0709
24	.9449	79	3.1102
25	.9843	80	3.1496
26	1.0236	81	3.1890
27	1.0630	82	3.2283
28	1.1024	83	3.2677
29	1.1417	84	3.3071
30	1.1811	85	3.3465
31	1.2205	86	3.3858
32	1.2598	87	3.4252
33	1.2992	88	3.4646
34	1.3386	89	3.5039
35	1.3780	90	3.5433
36	1.4173	91	3.5827
37	1.4567	92	3.6220
38	1.4961	93	3.6614
39	1.5354	94	3.7008
40	1.5748	95	3.7402
41	1.6142	96	3.7795
42	1.6535	97	3.8189
43	1.6929	98	3.8583
44	1.7323	99	3.8976
45	1.7717	100	3.9370
46	1.8110		

Measurement Conversion Chart and Warranty

DORMAN® LIMITED WARRANTY

At Dorman, we take pride in the quality of our products, and your satisfaction with their performance. Thus, Dorman warrants this product to be free from defects in material and workmanship under normal use and service. However, Dorman will not be liable for any incidental or consequential damages and your exclusive remedy shall be replacement of the part(s) not meeting this limited warranty. All other warranties, express or implied, including warranties of fitness for a particular purpose and merchantability, are specifically excluded. Federal and/or state laws may provide you with other warranties for this product. Some states do not allow the exclusion or limitation of incidental or consequential damages, so the above limitations or exclusions may not apply to you.

This is a general warranty statement. Certain product lines carry a lifetime warranty. Please refer to specific product line warranties.