



## CARGO CONTROL



<b>A</b>		Tow Ropes	221
Anchor Points	224	Truck Winch Straps	221
Anchor Rings	224	<b>W</b>	
<b>B</b>		Wheel Chocks	227
Bungee Cord Hooks	217	Wheel Chocks	227
Bungee Cord Reels	217	Wheel Chocks	227
<b>C</b>		White Recovery Straps	221
Cable Type Load Binder Locks	226	Winch Bars	223
Cam Strap Four Packs	219		
Cam Straps	219		
Cargo Control Plan-O-Gram	216		
Cargo Nets	217		
Cargo Winch	223		
Corner Protector	224		
<b>E</b>			
Elastic Tie Down Strap	217		
EPDM Rubber Tarp Straps	218		
<b>F</b>			
Foldable Handle Ratchet Load Binders	225		
Fold-Over Handle Load Binders	226		
<b>H</b>			
H.D. Trailer & RV Wheel Chock	227		
Hand Winch - Dual Drive	222		
Hand Winches - General Purpose	222		
Hand Winches - Worm Gear	223		
Heavy Duty Recessed Anchor Rings	224		
Heavy Duty Thermoplastic Tarp Straps	218		
Heavy Duty Tow Ropes	221		
<b>L</b>			
Load Binder Locks	225		
Load Binder/Cable Puller Rack	216		
Load Tighteners	225		
Locking Ratchet Racks	226		
<b>M</b>			
Mud Flaps	227		
<b>R</b>			
Ratchet Straps	219		
Ratchet Straps	220		
Ratchet Straps with Flat Hooks	220		
Ratchet Straps with S-Hooks	219		
Ratchet Straps with S-Hooks	220		
Ratchet Straps with S-Hooks	220		
Ratchet Type Load Binders	225		
Recessed Anchor Rings	224		
Recoilless Load Binders	225		
<b>T</b>			
Tarp Strap Replacement Hook	218		






Your Trusted Source.

## Dynaline Cargo Control Merchandisers

Dynaline offers merchandisers for almost every product. Merchandisers keep your stock organized, visible and easy to shop.

Cargo Control



\*Retail hanging pegs not provided



### Cargo Control Plan-0-Gram

PART#	CONTENTS
01052	Cargo Control <b>Backdrop Only</b> , 48" x 48"
01052K	<b>Full Cargo Control Plan-o-gram.</b> Includes 01052 and products.

**i** Full product breakdown on page 33

### Load Binder/Cable Puller Rack

PART#	CONTENTS
70098	Load Binder <b>Rack Only</b> , 24" wide x 31.8" high x 20.6" deep
70098K	<b>Full Cable Pullers &amp; Load Binder Rack.</b> Includes 24" x 24" Display Board and the products.

**i** Full product breakdown on page 33

Sizes are approximate. Specifications subject to change without notice.



### Bungee Cord Reels

Industrial quality, black polyester sheath with rubber core in a plastic reel.

PART#	DIAMETER	CORD LENGTH	LOAD RATED
11176	1/4"	216' (65.8 m)	55-66 lb
11177	5/16"	216' (65.8 m)	66-77 lb
11178	3/8"	200' (61 m)	77-88 lb



### Bungee Cord Hooks

Fits 1/4", 5/16" and 3/8" Bungee Cords.

PART#	DESCRIPTION
11174	Fits 1/4", 5/16" and 3/8" Bungee Cords. Vinyl-coated wire hook. Wire diameter 4 mm. 10 per pkg.



### Cargo Nets

Keeps smaller items stationary while driving. Elastic cords & plastic hooks.

PART#	SIZE	PKG. QTY.
12302	36" x 48"	1 ea.
12303	72" x 96" (Pick-Up)	1 ea.



### Ratchet Straps

- Keep cargo safe and secure during transport
- Designed for quick and easy operation
- Spring-loaded ratchet buckles tension and releases loads
- High quality, weather-resistant webbing with secure stitching.



### Elastic Rubber Tie Down Strap

Red tie down straps with two molded hooks. 10 Pieces per polybag.

PART#	HOOKS SIZE	LENGTH	WIDTH
11290	2.4" X 1.7"	22"	0.40"



Sizes are approximate. Specifications subject to change without notice.



## Heavy Duty Thermoplastic Tarp Straps

These brand new Heavy Duty tarp straps are made from thermoplastic rubber and supplied with two crimped zinc plated S-hooks which means more load capacity.

PART#	LENGTH	CAPACITY	HOOKS	PKG. QTY.
11295	Heavy Duty 9"	90 lb	S Hooks	10/pkg.
11296	Heavy Duty 15"	90 lb	S Hooks	10/pkg.
11297	Heavy Duty 21"	90 lb	S Hooks	10/pkg.
11298	Heavy Duty 31"	90 lb	S Hooks	10/pkg.



## EPDM Rubber Tarp Straps

100% EPDM. (See chart below.) Recommended for commercial and industrial applications. Supplied with two zinc plated S-hooks assembled.

PART#	LENGTH	CAPACITY	QTY.
11191	9"	50 lb	10/pkg.
11192	15"	50 lb	10/pkg.
11193	21"	50 lb	10/pkg.
11194	31"	50 lb	10/pkg.
11299	31" adjustable	50 lb	10/pkg.

11191-11194



11299

### EPDM (Ethylene Propylene, EPM)

EPM is a copolymer of ethylene and propylene. Ethylene-propylene-diene rubber (EPDM) is produced using a third monomer and is particularly useful when sealing phosphate-ester hydraulic fluids and in brake systems that use fluids having a glycol base.

#### Heat Resistance:

- ▶ Up to 300° F (149°C) (max. 400° F (204°C) in water and/or steam).

#### Cold Flexibility:

- ▶ Down to approximately -70°F (-57°C).

#### Chemical Resistance:

- ▶ Hot water and steam up to 300° F (149°C) with special compounds up to 400° F (204°C).
- ▶ Glycol based brake fluids up to 300° F (149°C).
- ▶ Many organic and inorganic acids.
- ▶ Cleaning agents, soda and potassium alkalis.
- ▶ Phosphate-ester based hydraulic fluids (HFD-R).
- ▶ Silicone oil and grease.
- ▶ Many polar solvents (alcohols, ketones, esters).
- ▶ Ozone, aging and weather resistant.

#### Not compatible with:

- ▶ Mineral oil products (oils, greases and fuels).

### Property


### EPDM

Abraison Resistance	GE
Acid Resistance	G
Chemical Resistance	E
Cold Resistance	GE
Dynamic Properties	GE
Electrical Properties	G
Flame Resistance	P
Heat Resistance	E
Impermeability	G
Oil Resistance	P
Ozone Resistance	E
Set Resistance	GE
Tear Resistance	GE
Tensile Strength	GE
Water Resistance	E
Weather Resistance	E

E - Excellent F - Fair  
G - Good P - Poor

## Tarp Strap Replacement Hook

Clear zinc plated finish



PART#	DESCRIPTION	LENGTH	QTY.
66241	3/16" wire diameter S-Hook	3"	10/pkg.

**Reference Chart Available**

See end of catalogue

Sizes are approximate. Specifications subject to change without notice.

## Cam Straps

Designed for quick and easy operation. High quality, weather-resistant webbing with secure stitching. Vinyl-coated, heat-treated steel hooks.

- Die cast cam buckle.
- One piece per clamshell package.

PART#	SIZE	W.L.L.	U.L.L.	COLOUR	WEBBING
<b>11182</b>	1" x 6'	400 lb	1,200 lb	Blue	Polyester
<b>11185</b>	1" x 10'	400 lb	1,200 lb	Blue	Polyester



## Cam Strap Four Packs

Four Cam Straps in a clamshell package.

PART#	SIZE	W.L.L.	U.L.L.	COLOUR	WEBBING
<b>12331</b>	1" x 6'	250 lb	750 lb	Red	Polyester
<b>12332</b>	1" x 6'	250 lb	750 lb	Black	Polyester



## Ratchet Straps with S-Hooks (Vinyl-Coated)

Designed for quick and easy operation. High quality, weather-resistant webbing with secure stitching and steel ratchet.

- High Carbon Steel Ratchet.
- One piece per retail package.

PART#	SIZE	W.L.L.	U.L.L.	COLOUR	WEBBING
<b>11183</b>	1" x 15'	400 lb	1,200 lb	Blue	Polyester
<b>12206</b>	1" x 15'	166 lb	500 lb	Red	Polypropylene
<b>12207</b>	1" x 15'	166 lb	500 lb	Black	Polypropylene
<b>11184</b>	1" x 20'	1,000 lb	3,000 lb	Yellow	Polyester



## Ratchet Straps - Double "J" Hooks - Retail Package

PART#	SIZE	W.L.L.	U.L.L.	COLOUR	WEBBING
<b>*12229</b>	1" x 6'	400lb	1,200lb	Yellow	Polyester
<b>**11189</b>	1" x 15'	600 lb	1,800 lb	Blue	Polyester
<b>12340</b>	1" x 15'	1,000 lb	3,000 lb	Yellow	Polyester
<b>11187</b>	1" x 20'	1,000 lb	3,000 lb	Yellow	Polyester
<b>12341</b>	2" x 15'	1,300 lb	4,000 lb	Yellow	Polyester
<b>12342</b>	2" x 25'	1,300 lb	4,000 lb	Yellow	Polyester
<b>12230</b>	1-1/2" x 15'	2,200 lb	6,600 lb	Yellow	Polyester
<b>11186</b>	1-1/2" x 25'	2,200 lb	6,600 lb	Yellow	Polyester
<b>11190</b>	2" x 27'	3,300 lb	10,000 lb	Yellow	Polyester
<b>12343</b>	2" x 30'	3,300 lb	10,000 lb	Yellow	Polyester
<b>12346</b>	2" x 20'	3,300 lb	10,000 lb	Yellow	Polyester



\* Pack of 2

\*\* Features 2D Rings

Sizes are approximate. Specifications subject to change without notice.





### Ratchet Straps with Flat Hooks - Retail Package

PART#	SIZE	W.L.L.	U.L.L.	COLOUR	WEBBING
12353	2" x 20'	3,300 lb	10,000 lb	Yellow	Polyester
12354	2" x 25'	3,300 lb	10,000 lb	Yellow	Polyester
12344	2" x 30'	3,300 lb	10,000 lb	Yellow	Polyester



### Ratchet Straps with S-Hooks - Twin Packs

Two medium duty Ratchet Straps in a clamshell package. Vinyl-coated, heat-treated steel hooks.

PART#	SIZE	W.L.L.	U.L.L.	COLOUR	WEBBING
12226	1" x 6'	400 lb	1,200 lb	Black	Polyester



### Ratchet Straps with S-Hooks - Four Packs

Four medium duty Ratchet Straps in a clamshell package. Vinyl-coated, heat-treated steel hooks.

PART#	SIZE	W.L.L.	U.L.L.	COLOUR	WEBBING
12320	1" x 15'	400 lb	1,200 lb	Black	Polyester
12321	1" x 15'	400 lb	1,200 lb	Red	Polyester

### Ratchet Straps - Bulk

High quality polyester webbing, secure stitching, steel ratchet, heat treated steel hooks, EZ Release ratchet buckle with caps. Individually shrink wrapped.



PART#	SIZE	W.L.L.	U.L.L.	COLOUR	WEBBING & HARDWARE MARKINGS	HOOK TYPE
11183B	1" x 15'	400 lb	1,200 lb	Blue	Yes	"S", vinyl coated
11184B	1" x 20'	1,000 lb	3,000 lb	Yellow	Yes	"S", vinyl coated
12229B	1" x 6'	400 lb	1,200 lb	Yellow	Yes	Double "J"
11187B	1" x 20'	1,000 lb	3,000 lb	Yellow	Yes	Double "J"
*11189B	1" x 15'	600 lb	1,800 lb	Blue	Yes	Double "J"
11190B	2" x 27'	3,300 lb	10,000 lb	Yellow	Yes	Double "J"
12343B	2" x 30'	3,300 lb	10,000 lb	Yellow	Yes	Double "J"
12344B	2" x 30'	3,300 lb	10,000 lb	Yellow	Yes	Flat Hook
12353B	2" x 20'	3,300 lb	10,000 lb	Yellow	Yes	Flat Hook
12354B	2" x 25'	3,300 lb	10,000 lb	Yellow	Yes	Flat Hook

\*11189B Features 2 "D" Rings

Sizes are approximate. Specifications subject to change without notice.

## White Recovery Straps

White polyester webbing. Reinforced loop ends.

PART#	SIZE	MAX. VEHICLE WEIGHT	MAX. BREAKING STRENGTH
50915	1" x 15'	3,750 lb (1,703 kg)	7,500 lb (3,504 kg)
50920	2" x 20'	9,000 lb (4,086 kg)	18,000 lb (8,172 kg)
50921	3" x 20'	13,500 lb (6,129 kg)	27,000 lb (12,258 kg)
50922	4" x 20'	17,500 lb (7,945 kg)	35,000 lb (15,890 kg)



## Heavy Duty Recovery Straps - 2 Ply

Heavy duty, 2 ply, weather resistant polyester, with reinforced loop ends. Load Capacity imprinted on webbing.

PART#	SIZE	MAX. VEHICLE WEIGHT	MAX. BREAKING STRENGTH
50935	2" x 20'	18,000 lb (8,165 kg)	36,000 lb (16,329 kg)
50936	4" x 20'	27,000 lb (12,247 kg)	54,000 lb (24,493 kg)
50937	4" x 30'	27,000 lb (12,247 kg)	54,000 lb (24,493 kg)
50938	6" x 20'	40,000 lb (18,144 kg)	80,000 lb (36,287 kg)
50939	6" x 30'	40,000 lb (18,144 kg)	80,000 lb (36,287 kg)



## Tow Ropes

**20 Feet** - White nylon with double end looped connection. Individually banded and shrink wrapped.

PART#	DIAMETER	MAX. VEHICLE WEIGHT	MAX. BREAKING STRENGTH
12200	3/4"	7,100 lb	14,200 lb
12201	1"	12,500 lb	25,000 lb
12203	1-1/4"	18,750 lb	37,500 lb



## Heavy Duty Tow Ropes

**30 Feet** - Heavy duty tow ropes. Double ended loop connection. 8 white nylon braided strands. Individually packaged.

PART#	DIAMETER	MAX. VEHICLE WEIGHT	MAX. BREAKING STRENGTH
12208	2-3/8"	56,000 lb	112,000 lb
12209	2-3/4"	75,000 lb	150,000 lb
12210	3-1/8"	97,500 lb	195,000 lb



## Truck Winch Straps

Strong, weather-resistant nylon webbing with secure stitching and a variety of steel hooks. To be used with our Lashing and Cargo Winches. Load Capacity imprinted on webbing.

PART#	SIZE	W.L.L.	MAX. LOAD	COLOUR	HOOK TYPE
12242	4" x 30'	5,400 lb	16,200 lb	Yellow	Flat Hook
12243	4" x 30'	5,400 lb	16,200 lb	Yellow	D-Ring
12247	4" x 40'	5,400 lb	16,200 lb	Yellow	D-Ring
12248	4" x 40'	5,400 lb	16,200 lb	Yellow	Flat Hook
12249	4" x 40'	5,400 lb	16,200 lb	Yellow	J-Hook



Sizes are approximate. Specifications subject to change without notice.

Legend: □ 12x24 □ 24x24 □ Plan-O-Gram □ Rack/End Cap ○○○ Other

**DYNALINE**



Hand-cranked manual winches multiply your strength, allowing you to pull a relatively heavy load against gravity. Larger models have a lower gear ratio to multiply your strength even more. Winches also have a ratchet to hold the load at any point so it doesn't slide back, allowing a normal person to move a load, using a crank about a foot long and simple gearing.

**\*Load Capacity is based on the direct line pull on the first layer of the line on the drum. Capacity decreases as the line builds up on the drum.**

**WARNING: WINCHES ARE NOT FOR THE MOVEMENT OF HUMANS OR FOR HOISTING LOADS OVER AREAS OCCUPIED BY HUMANS.**



11345

### Hand Winch - Dual Drive

Dual drive feature distributes the load evenly on the drum. To be used with steel cable. Winch drums are drilled for use with winch straps.

- Can be mounted vertically or horizontally.
- Solid carbon steel gears.
- Baked enamel painted finish.
- Supplied with grip handle & cable keeper.

PART#	LOAD CAPACITY*	GEAR RATIO
11345	3,700 lb	12 : 1



11300

### Hand Winches - General Purpose

- Solid carbon steel gears.
- Embossed frame for added strength.
- Baked black enamel painted finish.
- Supplied with grip handle and cable keeper.
- Two-way Ratchet.

PART#	DESCRIPTION	LOAD CAPACITY*	GEAR RATIO	REPAIR KIT	HANDLE
11300	1-speed	600 lb	3:01	---	---
11301	1-speed	850 lb	3:01	11331	11321
11303	1-speed	1,200 lb	4:01	11333	11323
11304	1-speed	1,400 lb	4:01	11334	11324
11305	2-speed	2,000 lb	4:1 / 10:1	11335	11325
11306	2-speed & hand brake	2,500 lb	5:1 / 12:1	11336	11326



11308

### Hand Winches - Auto Brake

Keeps loads automatically locked in position when handle is released. (Note: Minimum load required to activate brake mechanism).

- Baked black enamel painted finish.
- Supplied with grip handle & cable keeper.

PART#	LOAD CAPACITY*	GEAR RATIO	REPAIR KIT	HANDLE
11308	1,400 lb	4:01	11338	11328
11309	2,000 lb	12:1	---	---
11310	2,500 lb	12:1	---	---

Sizes are approximate. Specifications subject to change without notice.



## Hand Winches - Worm Gear

Self-braking mechanism prevents loads from accidentally running free. The load remains fixed in position when handle is released.

- Baked enamel painted finish.
- Colour box packaging.
- Supplied with cable keeper.



PART#	LOAD CAPACITY*	GEAR RATIO	DRUM TYPE
11312	2,000 lb	41:1	Single
11314	2,000 lb	41:1	Double

NEW

## Approximate cable and webbing lengths based on popular cable diameters.

PART#	DESCRIPTION	1/8"	3/16"	1/4"	5/16"	3/8"	LENGTH OF THE WEBBING
11300	Hand Winch, 600 lb	—	10M/32'	—	—	—	up to 5M
11301	Hand Winch, 800 lb	20M/65'	10M/32'	15M/49'	—	—	up to 5M
11303	Hand Winch, 1200 lb	25M/82'	20M/65'	20M/65'	—	—	up to 5M
11304	Hand Winch, 1400 lb	25M/82'	20M/65'	20M/65'	—	—	up to 5M
11305	Hand Winch, 2000 lb	—	20M/65'	20M/65'	15M/49'	10M/32'	up to 6M
11306	Hand Winch, 2500 lb	—	45M/150'	30M/98'	20M/65'	15M/49'	up to 6M
11308	Auto Brake Winch, 1400 lb	25M/82'	20M/65'	20M/65'	—	—	up to 6M
11309	Auto Brake Winch, 2000 lb	—	45M/150'	30M/98'	20M/65'	15M/49'	up to 6M
11310	Auto Brake Winch, 2500 lb	—	45M/150'	30M/98'	20M/65'	15M/49'	up to 6M
11312	Worm Gear Winch, 2000 lb	—	—	25M/65'	—	—	up to 6M
11345	Hand Winch Dual Drive, 3200 lb	—	45M/150'	30M/98'	20M/65'	15M/49'	up to 6M

## Winch Bar - Type A

PART#	DESCRIPTION
12245	Features knurled non-slip handle & carbon steel tip. 35" length.

## Winch Bar - Type C

PART#	DESCRIPTION
12246	Features knurled handle for safe grip. Hardened, ribbed nose to add strength and prevent slippage. 37" length.



## Cargo Winch - 3 Bar Type

Fits 4" winch straps.

PART#	DESCRIPTION	TYPE	W.L.L.
12284	Standard	Slide On	5,500 lb
12285	Low Profile	Weld-On	6,000 lb



Cargo Control



Sizes are approximate. Specifications subject to change without notice.

\*Load capacity is based on direct line pull on the first layer of line on the drum. Capacity decreases as line builds up on the drum.



## Corner Protector

White plastic corner protector. Individually labeled and wrapped in sealed plastic bag. Accommodates up to 4" straps.

PART#	SIZE	COLOUR
12235	4"	White



## Anchor Points

Fits most full-size and compact light trucks with or without a bed liner. Chrome plated finish.

PART#	DESCRIPTION	CAPACITY
11166	Fits most full-size and compact light trucks with or without a bed liner.	500lbs



## Anchor Rings

Zinc plated finish.

PART#	LENGTH	WIDTH	CAPACITY	PKG. QTY.
12250	1-3/8"	1"	900 lb	2
12253	2-9/16"	2-3/8"	12,000 lb	1



## Recessed Anchor Rings

Surface mount. Zinc plated finish.

PART#	WIDTH	CAPACITY
12251	3-1/2"	1,200 lb



## Heavy Duty Recessed Anchor Rings

Surface mount. Zinc plated finish.

PART#	WIDTH	CAPACITY
12252	4-7/16"	5,000 lb

Sizes are approximate. Specifications subject to change without notice.

**Foldable Handle Ratchet Load Binders**

Powder coated finish.

PART#	CHAIN	W.L.L.	U.L.L.
<b>66190</b>	5/16" – 3/8"	7,100 lb	21,300 lb
<b>66191</b>	3/8" – 1/2"	12,000 lb	36,000 lb
<b>66192</b>	1/2" – 5/8"	18,100	54,300 lb



**Recoilless Load Binders**

Forged steel. Painted finish.

PART#	CHAIN	W.L.L.	U.L.L.
<b>66193</b>	5/16" – 3/8"	5,400	19,000 lb
<b>66194</b>	3/8" – 1/2"	9,200 lb	33,000 lb



**Lever Type Load Binders**

Forged steel. Painted finish.

PART#	CHAIN	TAKE UP	W.L.L.	U.L.L.
<b>66203</b>	1/4" – 5/16"	3.62	2,600 lb	7,800 lb
<b>66204</b>	5/16" – 3/8"	4.25	5,400 lb	19,000 lb
<b>66202</b>	3/8" – 1/2"	4.25	9,200 lb	33,000 lb



**Ratchet Type Load Binders**

Forged steel. Painted finish.

PART#	CHAIN	TAKE UP	W.L.L.	U.L.L.
<b>66196</b>	1/4" – 5/16"	5"	2,600 lb	7,800 lb
<b>66197</b>	5/16" – 3/8"	8"	5,400 lb	19,000 lb
<b>66198</b>	3/8" – 1/2"	8"	9,200 lb	33,000 lb
<b>66199</b>	1/2" – 5/8"	9"	13,000 lb	46,000 lb



**Load Tighteners**

Painted finish.

PART#	CHAIN	TAKE UP	HANDLE	W.L.L.	U.L.L.
<b>66200</b>	3/16" – 1/4"	3-3/8"	Dixie Style	375 lb	1,500 lb
<b>66201</b>	3/16" – 1/4"	3-3/8"	Dominion Style	250 lb	1,000 lb



**Load Binder Locks**

PART#	DESCRIPTION
<b>66205</b>	Eliminates load binder release. Two width adjustments. Orange comes with tabquick pin
<b>66205-24</b>	Display box + 24 pieces
<b>66535</b>	Replacement Pin, 5/16" x 2"



Sizes are approximate. Specifications subject to change without notice.





## Cable Type Load Binder Locks

Small diameter galvanized cable with aluminum stops and bracket. Lockable with padlock.

PART#	CABLE DIAMETER	LENGTH	PACKAGE QUANTITY
61205	1/8"	10"	400 pieces/carton
62205	3/16"	11"	300 pieces/carton



## Fold-Over Handle Load Binders

Forged folding handle and enclosed ratchet gear casement. Easy operation of finger pull selector allows for ratchet extension, take up and free spin rapid-ratcheting. Locking feature for long shank locks. WLL and chain grades stamped into handle and hooks.


PART#	CHAIN SIZE G7-G8-G10	TAKE UP	W.L.L.	U.L.L.	WEIGHT
DFX-38	3/8" - 5/16"	8"	8,800 lb	17,600 lb	12.9 lb
DFX-12	1/2" - 3/8"	8"	12,000 lb	24,000 lb	14.6 lb

## Locking Ratchet Racks

The best solution for ratchet binder storage.

- Available in two sizes: 24" and 48"
- Fast and easy to install
- Includes all hardware for installation
- Fits most ratchet binder sizes
- Laser cut frame for perfect fit
- Two piece construction
- Easy to lockup!
- Made of heavy gauge steel or aluminum
- Can be mounted on trailer bulkheads, trucks, headache boxes, and even in shops and garages.

\*padlock not included



PART#	MAX RATCHETS HELD	MATERIAL	OVERALL DIMENSIONS	WEIGHT
RRA-L11	11	Aluminum	47.5" x 5.5"	10 lb
RRS-L11	11	Steel	47.5" x 5.5"	19 lb
RRA-L7	7	Aluminum	23.5" x 5.5"	4 lb
RRS-L7	7	Steel	23.5" x 5.5"	10 lb



Sizes are approximate. Specifications subject to change without notice.

Cargo Control



### Wheel Chocks

Rubber wheel chock for trailers, cars or other small vehicles. Non-slip surface provides superior traction.



PART#	SIZE
<b>11984</b>	7-1/2" x 6" x 3-3/4"
<b>11985</b>	10-5/8" x 7" x 4-1/2"



### Wheel Chocks

Made from rubber compound with reinforced nylon fiber. Ideal for trailers and heavy loaded vehicles. Eyebolt for easy handling. To be used for vehicles under 20T.




PART#	SIZE
<b>11986</b>	8" x 6" x 10"



### H.D. Trailer & RV Wheel Chock

Made of heavy duty steel construction with corrosion resistant zinc plating. 4 sets per master carton with dynaline shipping markings.

PART#	SIZE
<b>11989</b>	15" x 9.5" x 10"



### Wheel Chocks

Yellow plastic wheel chock. Comes packaged in colour box. 2 wheel chocks per box.



PART#	SIZE
<b>11988</b>	8" x 5" x 4-1/4"



### Mud Flaps

Sold separately. Each made of heavy rubber.

PART#	SIZE	THICKNESS	MOUNTING HEAD
<b>11981</b>	24" x 24"	1/4"	5/16"
<b>11982</b>	24" x 30"	1/4"	5/16"
<b>11991</b>	24" x 24"	3/8"	7/16"
<b>11992</b>	24" x 30"	7/16"	7/16"
<b>11993</b>	24" x 36"	7/16"	7/16"



Sizes are approximate. Specifications subject to change without notice.

